

Results Book



Wheelchair Basketball

8 - 17 September



Version History

Version	Date	Created By	Comments
1.0	17/09/2016	Flavio Fukabori	First Version



Competition Format and Rules

Formato e regras da competição

As of WED 31 AUG 2016

Paralympic competition format

The wheelchair basketball events at the Rio 2016 Paralympic Games comprise men's and women's tournaments, with 12 teams in the former and 10 in the latter. Both tournaments begin with group stages that are played in round robin format, then a direct elimination phase.

The men's tournament begins with two groups of six teams, with each team playing every other in the group once. The top four teams in each group qualify for the quarterfinal phase, with the bottom two teams from each group playing classification matches to determine the rankings from ninth to 12th. The winners of the quarterfinals progress to the semifinals and the losers play classification matches to determine the rankings from fifth to eighth. The winners of the semifinals then play in the gold medal match, while the losing teams contest the bronze medal match.

The women's tournament begins with two groups of five teams, with all teams playing every other team in their group once. The top four teams in each group qualify for the quarterfinal phase, with the bottom teams from each group playing each other for ninth and 10th place. The winners of the four quarterfinals progress to the semifinals, while the losers play classification matches to determine the rankings from fifth to eighth. The winners of the semifinals then play in the gold medal match, while the losing teams contest the bronze medal match.

Sport rules and procedures

The wheelchair basketball competition will be held in accordance with the editions of the following documents that are in force at the time of the Games:

- The 2014 International Wheelchair Basketball Federation (IWBF) official wheelchair basketball rules (available at www.iwbf.org)
- The IPC handbook (available at www.paralympic.org/the-ipc/handbook)

The IWBF, working with Rio 2016 wheelchair basketball competition management, will be responsible for the technical control and direction of the wheelchair basketball competition at the Rio 2016 Paralympic Games.

Changes since the London 2012 Paralympic Games

The key difference since the London 2012 Paralympic Games is that classification matches will not have any crossover qualification.



Medallists

Medalhistas

GOLD	SILVER	BRONZE
USA - United States of America	GER - Germany	NED - Netherlands
2 GAENG Gail	4 MILLER Mareike	2 ARTS Ilse
4 BLUNK Megan	5 WELIN Johanna	4 HUITZING Inge
5 HUNTER Darlene	6 KUES Simone	5 HOUWEN Lucie
8 SCHNEIDER Natalie	7 PATZWALD Anne	6 VISSER Jitske
9 MILLER Desiree	8 ZEYEN Annika	7 OOSTERBAAN Roos
10 POIST Jennifer	9 FURST Laura	8 TIMMERMAN Sanne
11 ERSKINE Vanessa	10 SCHUNEMANN Gesche	9 KRAMER Bo
12 MURRAY Rebecca	11 LINDHOLM Maya	11 KORVER Cher
15 HOLLERMANN Rose	12 BREUER Annabel	13 van BERGEN Barbara
23 DUNKIN Abigail	13 BRIESSMANN Annegrit	14 de ROOIJ Carina
24 SCHWAB Christina	14 MOHNEN Marina	15 BEIJER Mariska
33 SOLDAN Mackenzie	15 GROSS Barbara	17 van LEEUWEN Evelyn



Tournament Summary

Resumo do torneio

As of FRI 16 SEP 2016

Today's Games

Phase	Teams	Start Time	Location	Final	Q1	Q2	Q3	Q4
Classification Playoff 7/8	FRA vs BRA	9:30	Rio Olympic Arena	39 - 57	12 - 8	4 - 16	12 - 12	11 - 21
Bronze Medal Game	NED vs GBR	11:45	Rio Olympic Arena	76 - 34	17 - 4	16 - 13	19 - 11	24 - 6
Classification Playoff 5/6	CAN vs CHN	15:15	Rio Olympic Arena	63 - 52	17 - 12	9 - 8	14 - 19	23 - 13
Gold Medal Game	GER vs USA	17:30	Rio Olympic Arena	45 - 62	12 - 14	5 - 15	12 - 20	16 - 13

Group A							Games			Points			Class.
Rank		GER	GBR	CAN	BRA	ARG	Played	Won	Lost	For	Against	Diff.	Points
1	GER		45 - 50	68 - 54	77 - 32	59 - 20	4	3	1	249	156	+93	7
2	GBR	50 - 45		36 - 43	63 - 32	79 - 20	4	3	1	228	140	+88	7
3	CAN	54 - 68	43 - 36		82 - 49	73 - 28	4	3	1	252	181	+71	7
4	BRA	32 - 77	32 - 63	49 - 82		85 - 19	4	1	3	198	241	-43	5
5	ARG	20 - 59	20 - 79	28 - 73	19 - 85		4	0	4	87	296	-209	4

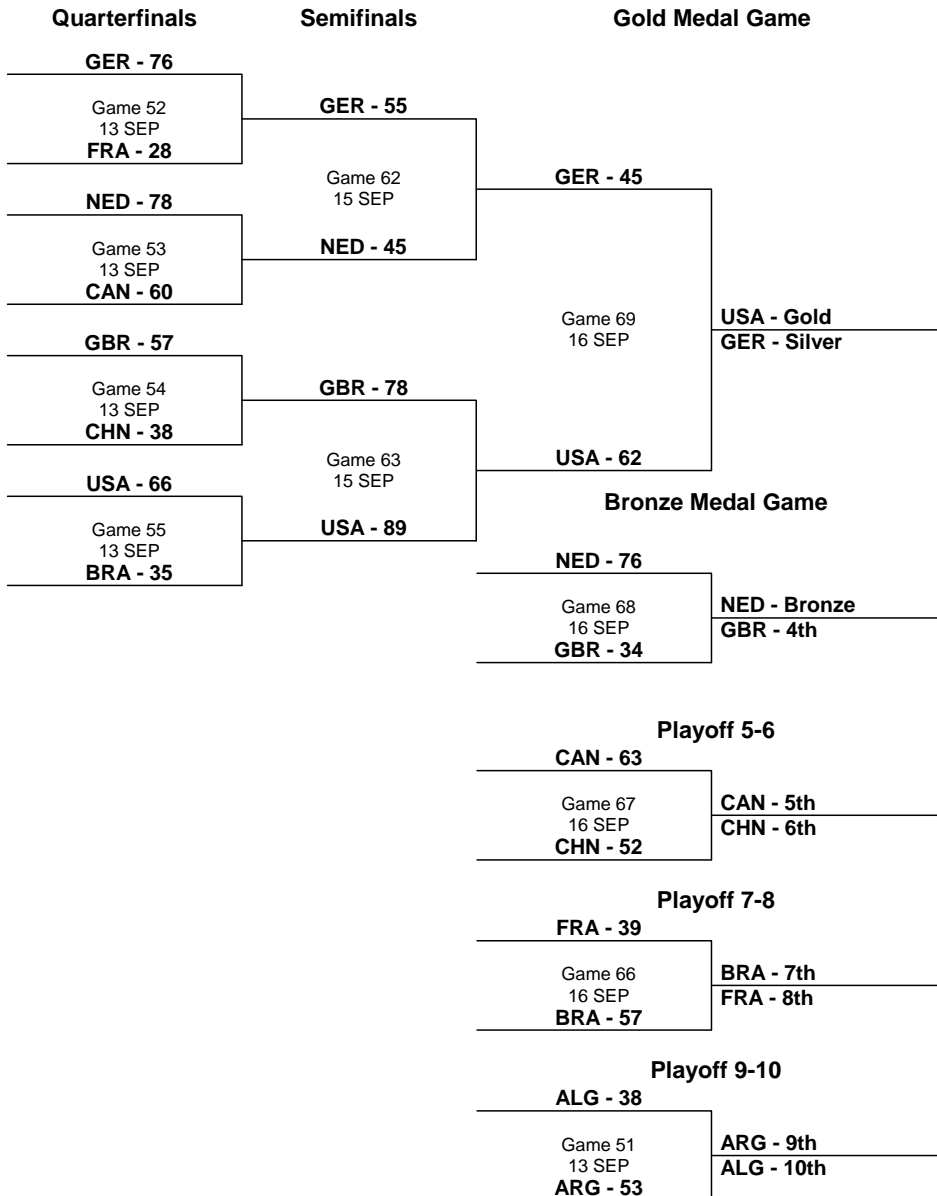
Group B							Games			Points			Class.
Rank		USA	NED	CHN	FRA	ALG	Played	Won	Lost	For	Against	Diff.	Points
1	USA		60 - 50	70 - 36	93 - 37	65 - 15	4	4	0	288	138	+150	8
2	NED	50 - 60		62 - 29	81 - 30	107 - 29	4	3	1	300	148	+152	7
3	CHN	36 - 70	29 - 62		59 - 39	88 - 16	4	2	2	212	187	+25	6
4	FRA	37 - 93	30 - 81	39 - 59		72 - 33	4	1	3	178	266	-88	5
5	ALG	15 - 65	29 - 107	16 - 88	33 - 72		4	0	4	93	332	-239	4



Tournament Summary

Resumo do torneio

As of FRI 16 SEP 2016



Final Standings				
Medal	Rank	Team	GP	W/L
Gold	1	USA	7	7/0
Silver	2	GER	7	5/2
Bronze	3	NED	7	5/2
	4	GBR	7	4/3
	5	CAN	6	4/2
	6	CHN	6	2/4
	7	BRA	6	2/4
	8	FRA	6	1/5
	9	ARG	5	1/4
	10	ALG	5	0/5

Note:

Detailed explanations of competition are described on output: N02 - Competition Format and Rules.

Legend:

Ax x (x=1-4) ranked team from group A
Diff. Difference
W/L Win/Loss

Bx Bx - x (x=1-4) ranked team from group B
GP Games Played

Class. Classification
Qx Quarter Time



Team Roster

Composição da equipe

As of TUE 6 SEP 2016 at 18:33

ALG - Algeria

No.	Name	Playing Position	Sport Class	Date of Birth	Age	Club	Int. Games Played
4	MEHIMDA Nebia	F	3.0	31 JUL 1985	31	Ibtissama Oran (ALG), Oran	8
5	KHEDIR Naoual	G	4.0	13 JUN 1987	29	CSH Ouargla (ALG), Ouargla	8
6	GHOUL Yamina	F	1.5	30 AUG 1972	44	Ibtissama Oran (ALG), Oran	8
7	FOULANI Menouba	C	4.0	15 MAR 1981	35	CSH Ouargla (ALG), Ouargla	8
8	MOUSSA Houria	F	3.0	13 DEC 1987	28	Ibtissama Oran (ALG), Oran	5
9	KHEMGANI Djamila (C)	G	4.0	12 JAN 1982	34	CSH Ouargla (ALG), Ouargla	8
10	KEDJOUN Halima	F	1.5	23 OCT 1986	29	Intisar Béchar (ALG), Béchar	5
11	SEMATI Dahbia	F	1.5	6 SEP 1976	40	Nour El Eulma (ALG), El eulma	8
12	ZAIRI Kheira	C	4.0	28 SEP 1984	31	Kouloud Saida (ALG), Saida	8
13	SELLAMI Zohra	F	2.5	14 MAR 1982	34	Nour El Eulma (ALG), El Eulma	8
14	ABDELALI Samiha	G	2.5	25 APR 1988	28	CSH Ouargla (ALG), Ouargla	8
15	BOUBLAL Nourhane	C	4.5	23 JUN 1993	23	CSH Ouargla (ALG), Ouargla	8
Team Average					32.2		7.5

Coach ZIGH Djawed
Assistant Coach KISRANE Mohammed Tahar

Team Uniform Colour
Light: White
Dark: Green

Note:

Number of games played at the official IWBF/IWBF zones championships for senior men/women (provided by IWBF)

Legend:

(C) Captain C Centre F Forward G Guard Int. International No. Uniform Number



Team Roster
Composição da equipe

As of TUE 6 SEP 2016 at 18:33

ARG - Argentina

No.	Name	Playing Position	Sport Class	Date of Birth	Age	Club	Int. Games Played
4	CASTALDI Maria	F	2.0	16 OCT 1966	49	Cilsa (ARG), Buenos Air	12
5	SALCEDO Vanesa	F	1.0	3 MAR 1986	30	Crigal (ARG), Rio Galleg	12
6	CHIRINOS Maria	F	1.0	27 APR 1991	25	Cilsa (ARG), Buenos Air	12
7	CABRERA Amelia	F	4.0	4 SEP 1980	36	Cilsa (ARG), Buenos Air	6
8	CORONEL Maria (C)	G	2.0	30 SEP 1975	40	Cilsa (ARG), Buenos Air	21
9	LINARI Silvia	C	4.0	25 AUG 1977	39	Cilsa SF (ARG), Santa Fe	21
10	CAPDEVILLE Mariana	C	4.5	19 NOV 1980	35	Cilsa SF (ARG), Santa Fe	21
11	OLMEDO Julieta	G	2.5	19 SEP 1989	26	Sica (ARG), Cordoba	12
12	PALLARES Maria	C	4.0	1 DEC 1991	24	Fadit (ARG), Tucuman	21
13	PEREZ Mariana	G	1.0	9 APR 1990	26	Sica (ARG), Cordoba	21
14	MOTURA Adriana	G	4.5	18 APR 1962	54	Cilsa SF (ARG), Santa Fe	12
20	GONZALEZ Florencia	F	2.5	3 JUN 1995	21	Cilsa SF (ARG), Santa Fe	6
Team Average					33.8		14.8

Coach CARDARELLI Carlos
Assistant Coach CAIRO Cesar
Assistant Coach FERREYRA Valeria

Team Uniform Colour
Light: White
Dark: Blue

Note:

Number of games played at the official IWBF/IWBF zones championships for senior men/women (provided by IWBF)

Legend:

(C) Captain C Centre F Forward G Guard Int. International No. Uniform Number



Team Roster

Composição da equipe

As of TUE 6 SEP 2016 at 18:33

BRA - Brazil

No.	Name	Playing Position	Sport Class	Date of Birth	Age	Club	Int. Games Played
4	SILVA Ivanilde	C	3.5	24 APR 1990	26	IREFES/ES (BRA), Vitória	10
5	FARIAS Andreia	G	1.0	23 APR 1986	30	ADM/CE (BRA), Fortaleza	10
6	ASSUNCAO Perla (C)	C	2.0	28 JAN 1986	30	All Star Rodas/PA (BRA), Belém	35
7	COSTA Lucicleia	G	2.5	16 AUG 1980	36	All Star Rodas/PA (BRA), Belém	62
8	RAMOS Rosalia	G	1.5	22 JAN 1970	46	ADR/SP (BRA), Rio Preto	25
9	ROSA Ana Aurelia	C	3.5	10 SEP 1988	27	ADR/SP (BRA), Rio Preto	18
10	SANTANA Jessica	C	2.5	7 DEC 1992	23	IREFES/ES (BRA), Vitória	25
11	VIEIRA Geisa	F	4.0	27 AUG 1992	24	GAADIN/SP (BRA), Indaiatuba	20
12	MARTINS Lia	F	4.5	9 JUN 1987	29	GAADIN/SP (BRA), Indaiatuba	45
13	MAIA Geisiane	G	3.0	15 FEB 1982	34	IREFES/ES (BRA), Vitória	10
14	KLOKLER Paola	F	4.0	26 JAN 1991	25	ADDE/CE (BRA), Fortaleza	43
15	ALMEIDA Vileide	F	4.5	2 NOV 1991	24	All Star Rodas/PA (BRA), Belém	42
Team Average					29.5		28.8

Coach SAMPAIO Martoni
Assistant Coach SOARES Francilidio

Team Uniform Colour
Light: White
Dark: Green/Yellow

Note:

Number of games played at the official IWBF/IWBF zones championships for senior men/women (provided by IWBF)

Legend:

(C) Captain C Centre F Forward G Guard Int. International No. Uniform Number



Team Roster

Composição da equipe

As of TUE 6 SEP 2016 at 18:33

CAN - Canada

No.	Name	Playing Position	Sport Class	Date of Birth	Age	Club	Int. Games Played
4	STEEVES Tamara	F	1.5	23 SEP 1989	26	Academy (CAN), Toronto	0
5	McLACHLAN Janet (C)	C	4.5	26 AUG 1977	39	Wiesbaden (GER), Wiesbaden	0
6	YOUNG Arinn	C	4.5	10 JUL 1996	20	Alabama (USA), Birmingham	0
7	OUELLET Cindy (C)	G	3.5	8 DEC 1988	27	Academy (CAN), Toronto	0
8	LALONDE Rosalie	G	3.0	27 MAR 1997	19	Academy (CAN), Toronto	0
9	YAN Amanda	F	3.0	22 MAY 1988	28	Academy (CAN), Toronto	0
10	HARNOCK Katie	G	2.0	12 AUG 1983	33	Academy (CAN), Toronto	0
11	SALES Darda	F	4.0	1 SEP 1982	34	Alabama (USA), Birmingham	0
12	FERGUSON Tracey	G	3.0	7 SEP 1974	41	Trier (GER), Trier	0
13	JEWELLS Jamey	G	1.0	23 AUG 1989	27	Academy (CAN), Toronto	0
14	GAVEL Erica	C	4.5	25 MAY 1991	25	Academy (CAN), Toronto	0
15	HAWTIN Melanie	G	1.0	20 JUL 1988	28	Academy (CAN), Toronto	0
Team Average					28.9		

Coach JOHNSON Bill
Assistant Coach BROUGHTON Michael
Assistant Coach MIYAZAKI Katie

Team Uniform Colour
Light: White
Dark: Red

Note:

Number of games played at the official IWBF/IWBF zones championships for senior men/women (provided by IWBF)

Legend:

(C) Captain C Centre F Forward G Guard Int. International No. Uniform Number



Team Roster

Composição da equipe

As of TUE 6 SEP 2016 at 18:33

CHN - People's Republic of China

No.	Name	Playing Position	Sport Class	Date of Birth	Age	Club	Int. Games Played
4	LEI Tianjiao	F	4.5	31 OCT 1993	22	Beijing (CHN), Beijing	10
5	CHEN Xuejing	G	1.0	1 SEP 1993	23	Beijing (CHN), Beijing	10
6	WANG Xiaoyan	F	4.0	11 NOV 1978	37	Beijing (CHN), Beijing	40
7	LYU Guidi	C	4.0	6 MAY 1993	23	Guangdong (CHN), Guangdong	5
8	LONG Yun (C)	G	1.5	1 AUG 1989	27	Beijing (CHN), Beijing	40
9	CHENG Haizhen	C	4.5	9 MAR 1986	30	Beijing (CHN), Beijing	40
10	LIN Suiling	F	3.0	26 FEB 1991	25	Guangdong (CHN), Guangdong	15
11	DAI Jiameng	F	4.5	7 JUL 1995	21	Beijing (CHN), Beijing	20
12	DENG Mingzhu	F	2.0	11 OCT 1987	28	Guangdong (CHN), Guangdong	40
13	LI Yanhua	G	1.5	21 SEP 1982	33	Yunnan (CHN), Yunnan	45
14	HUANG Siting	G	2.5	27 MAR 1993	23	Guangdong (CHN), Guangdong	5
15	CHEN Damei	F	3.0	3 DEC 1986	29	Yunnan (CHN), Yunnan	20
Team Average					26.8		24.2

Coach XU Yuansheng
Assistant Coach WANG Zhidan

Team Uniform Colour
Light: White
Dark: Red

Note:

Number of games played at the official IWBF/IWBF zones championships for senior men/women (provided by IWBF)

Legend:

(C) Captain C Centre F Forward G Guard Int. International No. Uniform Number



Team Roster

Composição da equipe

As of TUE 6 SEP 2016 at 18:33

FRA - France

No.	Name	Playing Position	Sport Class	Date of Birth	Age	Club	Int. Games Played
4	AWAD Sandrella	F	1.0	2 AUG 1983	33	HSB Marseille (FRA), Marseille	21
5	FALL Oumy	F	2.5	7 JAN 1983	33	Lyon Metropole Handibasse (FRA), Lyon	21
6	COSTE Perrine	F	1.0	5 NOV 1983	32	Handisport Forezien (FRA), Feurs	21
7	ETAVARD-GLEMP Agnes	G	1.0	16 JUL 1978	38	CTH Lannion (FRA), Lannion	63
8	WATINE Juliette	F	2.0	13 JUN 1988	28	LUC Handisport (FRA), Lille	14
9	SAINT OMER-DELEPINE Fabienne	C	4.5	19 FEB 1972	44	LUC Handisport (FRA), Lille	49
10	LAURENT Kathy	G	4.5	10 FEB 1976	40	Club Handi-Valide (FRA), Guilhaud	45
11	MENARD Emilie	F	2.5	30 SEP 1981	34	Toulouse Iron Club (FRA), Toulouse	70
12	THIEURMEL Solenn	C	4.5	15 JUN 1991	25	Berck Basket Fauteuil (FRA), Berck	0
13	WEMBOLUA Grace	F	4.0	20 FEB 1996	20	Centre Federal Handibask (FRA), Talence	7
14	BUSO Marianne	C	4.5	28 MAY 1992	24	JDA Dijon (FRA), Dijon	14
15	PICHON Angelique (C)	C	4.5	26 SEP 1978	37	CTH Lannion (FRA), Lannion	49
Team Average					32.3		31.2

Coach MONTET Pascal

Team Uniform Colour

Light: White

Dark: Blue

Note:

Number of games played at the official IWBF/IWBF zones championships for senior men/women (provided by IWBF)

Legend:

(C) Captain C Centre F Forward G Guard Int. International No. Uniform Number



Team Roster

Composição da equipe

As of TUE 6 SEP 2016 at 18:33

GBR - Great Britain

No.	Name	Playing Position	Sport Class	Date of Birth	Age	Club	Int. Games Played
4	MOORE Charlotte	G	1.0	13 SEP 1998	17	Coyotes (ENG), Worcester	85
5	CARRIGILL Sophie (C)	G	1.0	19 JAN 1994	22	Coyotes (ENG), Worcester	86
6	GRIFFITHS Clare	G	1.5	18 SEP 1979	36	Coyotes (ENG), Worcester	296
7	FREEMAN Helen (C)	G	4.0	23 NOV 1989	26	Coyotes (ENG), Worcester	156
8	WILLIAMS Laurie	G	2.5	4 FEB 1992	24	Coyotes (ENG), Worcester	144
9	HAMER Judith	F	4.0	3 DEC 1990	25	Coyotes (ENG), Worcester	140
10	CONROY Amy	F	4.0	22 OCT 1992	23	Coyotes (ENG), Worcester	143
11	MORROW Katie	F	4.5	20 SEP 1999	16	Belfast Knights (ENG), Belfast	40
12	EVANS Leah	G	2.5	5 MAR 1997	19	Coyotes (ENG), Worcester	53
13	BARTLETT Jordanna	F	3.0	15 DEC 1994	21	Coyotes (ENG), Worcester	57
14	HAIZELDEN Joy	G	2.5	1 DEC 1998	17	Coyotes (ENG), Worcester	78
15	LOVE Robyn	G	3.5	28 AUG 1990	26	Coyotes (ENG), Worcester	48
Team Average					22.7		110.5

Coach THOMPSON Miles (USA)
Assistant Coach PRICE Daniel (USA)

Team Uniform Colour
Light: White
Dark: Red

Note:

Number of games played at the official IWBF/IWBF zones championships for senior men/women (provided by IWBF)

Legend:

(C) Captain C Centre F Forward G Guard Int. International No. Uniform Number



Team Roster

Composição da equipe

As of TUE 6 SEP 2016 at 18:33

GER - Germany

No.	Name	Playing Position	Sport Class	Date of Birth	Age	Club	Int. Games Played
4	MILLER Mareike	C	4.5	3 AUG 1990	26	Milwaukee Bucks (USA), Milwaukee	191
5	WELIN Johanna	G	2.0	24 JUN 1984	32	RBB München (GER), Munich	177
6	KUES Simone	F	1.0	8 NOV 1976	39	BG Baskets Hamburg (GER), Hamburg	250
7	PATZWALD Anne	F	1.0	2 JUL 1989	27	BC Warendorf (GER), Warendorf	67
8	ZEYEN Annika	G	1.5	17 FEB 1985	31	BG Baskets Hamburg (GER), Hamburg	375
9	FURST Laura	G	2.0	23 APR 1991	25	RBB München (GER), Munich	88
10	SCHUNEMANN Gesche	C	4.5	18 NOV 1982	33	BG Baskets Hamburg (GER), Hamburg	285
11	LINDHOLM Maya	G	2.5	20 DEC 1990	25	BG Baskets Hamburg (GER), Hamburg	229
12	BREUER Annabel	F	1.5	23 OCT 1992	23	RSV Lahn Dill (GER), Wetzlar	204
13	BRIESSMANN Annegrit	F	1.0	28 JUL 1972	44	Mainhatten Skywheelers (GER), Frankfurt	109
14	MOHNEN Marina (C)	C	4.5	31 OCT 1978	37	Mainhatten Skywheelers (GER), Frankfurt	318
15	GROSS Barbara	C	4.5	20 NOV 1993	22	Mainhatten Skywheelers (GER), Frankfurt	62
Team Average					30.3		196.3

Coach GLINICKI Holger
Assistant Coach JAGLOWSKI Josef
Assistant Coach GILES Chris (GBR)

Team Uniform Colour
Light: White
Dark: Black

Note:

Number of games played at the official IWBF/IWBF zones championships for senior men/women (provided by IWBF)

Legend:

(C) Captain C Centre F Forward G Guard Int. International No. Uniform Number



Team Roster

Composição da equipe

As of TUE 6 SEP 2016 at 18:33

NED - Netherlands

No.	Name	Playing Position	Sport Class	Date of Birth	Age	Club	Int. Games Played
2	ARTS Ilse	F	1.5	7 JUN 1990	26	SC Devedo (NED), Ermelo	0
4	HUITZING Inge	G	4.5	19 APR 1974	42	CTO Papendal (NED), Arnhem	16
5	HOUWEN Lucie	G	3.0	30 OCT 1990	25	SC Devedo (NED), Ermelo	8
6	VISSER Jitske	F	1.0	29 OCT 1992	23	CTO Papendal (NED), Arnhem	24
7	OOSTERBAAN Roos	F	1.5	18 MAY 1979	37	CTO Papendal (NED), Arnhem	24
8	TIMMERMAN Sanne	C	4.5	8 MAY 1992	24	CTO Papendal (NED), Arnhem	8
9	KRAMER Bo	C	4.5	15 SEP 1998	17	CTO Papendal (NED), Arnhem	0
11	KORVER Cher	F	2.5	11 AUG 1976	40	CTO Papendal (NED), Arnhem	32
13	van BERGEN Barbara (C)	F	2.0	9 JUN 1978	38	CTO Papendal (NED), Arnhem	16
14	de ROOIJ Carina	G	3.0	10 MAY 1980	36	CTO Papendal (NED), Arnhem	24
15	BEIJER Mariska	C	4.0	29 JUN 1991	25	CTO Papendal (NED), Arnhem	8
17	van LEEUWEN Evelyn	C	3.5	15 MAY 1972	44	CTO Papendal (NED), Arnhem	24
Team Average					31.4		15.3

Coach van der LINDEN Gertjan
Assistant Coach SLOOF Irene

Team Uniform Colour
Light: White
Dark: Orange

Note:

Number of games played at the official IWBF/IWBF zones championships for senior men/women (provided by IWBF)

Legend:

(C) Captain C Centre F Forward G Guard Int. International No. Uniform Number



Team Roster
Composição da equipe

As of TUE 6 SEP 2016 at 18:33

USA - United States of America

No.	Name	Playing Position	Sport Class	Date of Birth	Age	Club	Int. Games Played
2	GAENG Gail (C)	G	3.5	27 DEC 1992	23	University of Illinois (USA), Champaign	3
4	BLUNK Megan	G	3.0	12 SEP 1989	26	University of Illinois (USA), Champaign	2
5	HUNTER Darlene	G	1.0	16 APR 1982	34	Lady Mavericks (USA), Dallas	5
8	SCHNEIDER Natalie	F	4.5	11 FEB 1983	33	Denver Nuggets (USA), Denver	4
9	MILLER Desiree	F	3.5	12 AUG 1987	29	Milwaukee Bucks (USA), Milwaukee	6
10	POIST Jennifer	G	2.0	14 MAR 1989	27	University of Arizona (USA), Tuscon	4
11	ERSKINE Vanessa	G	1.0	12 JUL 1994	22	RSB Thuringia (GER), Elxleben	1
12	MURRAY Rebecca	G	2.5	15 MAR 1990	26	Milwaukee Bucks (USA), Milwaukee	7
15	HOLLERMANN Rose	F	3.5	25 DEC 1995	20	University of Texas (USA), Arlington	4
23	DUNKIN Abigail	G	3.5	24 NOV 1995	20	University of Texas (USA), Arlington	1
24	SCHWAB Christina (C)	G	2.5	31 JUL 1980	36	Denver Nuggets (USA), Denver	8
33	SOLDAN Mackenzie	G	1.0	14 MAY 1992	24	Lady Mavericks (USA), Dallas	3
Team Average					26.7		4.0

Coach WHEELER Stephanie
Assistant Coach JOHNSON Lawrence
Assistant Coach SPANGLER Amy

Team Uniform Colour
Light: White
Dark: Blue

Note:

Number of games played at the official IWBF/IWBF zones championships for senior men/women (provided by IWBF)

Legend:

(C) Captain C Centre F Forward G Guard Int. International No. Uniform Number



Results Resultados

Game 1

GBR 36 vs 43 CAN
(12-14, 12-11, 8-10, 4-8)

Attendance: 2,637
Game Duration: 1:27

Referee: VILLARD Celine

Commissioner: van MEURS Nathalie

Umpires: ZAMPONI Maurizio; MAGALLANES Juan

Scoring by 5 min intervals:	GBR	Q1	Q2	Q3	Q4	CAN
	4	12	18	24	28	32
	6	14	16	25	34	36
					33	35
					37	43

GBR - Great Britain

No.	Name	Sport Class	MIN	Field Goals		2 Points		3 Points		Free Throws		Rebounds			AS	TO	ST	BS	PF	FD	+/-	PTS	
				M/A	%	M/A	%	M/A	%	M/A	%	OR	DR	TOT									
4	MOORE Charlotte	1.0	21:01	0/1	0	0/1	0							2					1		-3	0	
*5	CARRIGILL Sophie (C)	1.0	18:59	1/2	50	1/2	50						5	5					1		-4	2	
*6	GRIFFITHS Clare	1.5	15:14	1/4	25	1/4	25								1	1					0	2	
*7	FREEMAN Helen (C)	4.0	39:59	7/24	29	7/23	30	0/1	0			3	12	15	5	5	2		4	3	-7	14	
8	WILLIAMS Laurie	2.5	24:46	2/4	50	2/4	50					1	1	2					2		-7	4	
9	HAMER Judith	4.0	1:54	0/1	0	0/1	0						1	1					1		-2	0	
*10	CONROY Amy	4.0	38:07	6/17	35	6/16	38	0/1	0	2/4	50	1	9	10	2		2		3	4	-5	14	
11	MORROW Katie	4.5	DNP																				
12	EVANS Leah	2.5	DNP																				
13	BARTLETT Jordanna	3.0	3:08	0/1	0	0/1	0					1		1							0	0	
14	HAIZELDEN Joy	2.5	24:46	0/6	0	0/6	0					1	2	3					1	1	-7	0	
*15	LOVE Robyn	3.5	12:06	0/4	0	0/4	0						2	2	1	1					0	0	
Team / Coach												1	2	3									
Totals				17/64	27	17/62	27	0/2	0	2/4	50	8	34	42	11	7	4			13	8	-7	36
Coach		THOMPSON Miles (USA)																					
Assistant Coach		PRICE Daniel (USA)																					

CAN - Canada

No.	Name	Sport Class	MIN	Field Goals		2 Points		3 Points		Free Throws		Rebounds			AS	TO	ST	BS	PF	FD	+/-	PTS	
				M/A	%	M/A	%	M/A	%	M/A	%	OR	DR	TOT									
4	STEEVES Tamara	1.5	3:53	0/2	0	0/2	0														-6	0	
*5	McLACHLAN Janet (C)	4.5	37:51	9/17	53	9/17	53			3/3	100	1	21	22	5	2	1		1	5	7	21	
6	YOUNG Arinn	4.5	2:09										1	1							0	0	
*7	OUELLET Cindy (C)	3.5	40:00	7/23	30	7/21	33	0/2	0	0/2	0	1	5	6	6	6			1	5	7	14	
*8	LALONDE Rosalie	3.0	32:50	0/3	0	0/3	0			0/2	0	1	1	2	1				1	2	7	0	
9	YAN Amanda	3.0	7:10	0/2	0	0/2	0						1	1							0	0	
*10	HARNOCK Katie	2.0	36:07	1/3	33	1/3	33						5	5	2		1		1	1	13	2	
11	SALES Darda	4.0	DNP																				
12	FERGUSON Tracey	3.0	DNP																				
*13	JEWELLS Jamey	1.0	35:24	3/8	38	3/8	38						4	4					4		4	6	
14	GAVEL Erica	4.5	DNP																				
15	HAWTIN Melanie	1.0	4:36																		3	0	
Team / Coach												1	2	3									
Totals				20/58	34	20/56	36	0/2	0	3/7	43	4	40	44	14	8	2			8	13	7	43
Coach		JOHNSON Bill																					
Assistant Coach		BROUGHTON Michael										MIYAZAKI Katie											

	GBR	CAN
Points from Turnovers	4	6
Points in the Paint	26 (13/34) 38%	28 (14/30) 47%
Second Chance Points	2	3
Fast Break Points	8	4
Bench Points	4	

	GBR	CAN
Biggest Lead	4	7
Biggest Scoring Run	8-0 (20-16)	8-0 (4-8)
Lead Changes		5
Times Tied		6
Time Leading	7:37	28:15

Legend:	
%	Shooting Percentage
BS	Blocked Shots
MIN	Minutes Played
Qx	Quarter Time
(C)	Captain
DNP	Did Not Play
No.	Uniform Number
ST	Steals
*	Game Starters
DR	Defensive Rebounds
OR	Offensive Rebounds
TO	Turnovers
+/-	Plus-Minus
FD	Fouls Drawn
PF	Fouls
TOT	Total Rebounds
AS	Assists
M/A	Made / Attempts
PTS	Points



Results
Resultados

Game 2

FRA 37 vs 93 USA
(11-25, 10-18, 10-29, 6-21)

Game Duration: 1:31

Referee: MATHIAS Gustavo

Commissioner: CONCEICAO Elias

Umpires: JELENIC Milutin; BILMEZ Nureddin

Scoring by 5 min intervals:	FRA	Q1		Q2		Q3		Q4	
		USA	6	11	14	21	25	31	33
		14	25	33	43	55	72	84	93

FRA - France

No.	Name	Sport Class	MIN	Field Goals		2 Points		3 Points		Free Throws		Rebounds			AS	TO	ST	BS	PF	FD	+/-	PTS	
				M/A	%	M/A	%	M/A	%	M/A	%	OR	DR	TOT									
*4	AWAD Sandrella	1.0	24:14	0/1	0	0/1	0					1	1	1	1				1		-42	0	
5	FALL Oumy	2.5	13:41										1	1	1	2			1		-23	0	
6	COSTE Perrine	1.0	14:24	0/2	0	0/2	0						2	2					1	1	-16	0	
*7	ETAUARD-GLEMP Agnes	1.0	33:05	3/5	60	3/5	60						1	1	2	2	1		3		-52	6	
8	WATINE Juliette	2.0	8:17	0/1	0	0/1	0						1	1			1				-2	0	
*9	SAINT OMER-DELEPINE Fabienne	4.5	21:15	2/12	17	2/12	17			1/2	50	2	6	8	2	2	1			1	-29	5	
10	LAURENT Kathy	4.5	9:53	0/7	0	0/7	0			1/2	50		1	1	1	2			2	1	-19	1	
*11	MENARD Emilie	2.5	26:19	4/7	57	4/7	57			1/1	100	2	2	4	1	3	1		1	2	-33	9	
12	THIEURMEL Solenn	4.5	6:01	0/2	0	0/2	0													1	-11	0	
13	WEMBOLUA Grace	4.0	8:17	1/5	20	1/5	20					1	1	2	2	2		1	1		-2	2	
14	BUSO Marianne	4.5	23:09	4/10	40	4/10	40					1	2	3		2	2		3		-30	8	
*15	PICHON Angelique (C)	4.5	11:25	3/7	43	3/6	50	0/1	0				3	3	1				3		-21	6	
Team / Coach																							
Totals				17/59	29	17/58	29	0/1	0	3/5	60	8	20	28	11	23	6	1	16	6		-56	37
Coach		MONTET Pascal																					

USA - United States of America

No.	Name	Sport Class	MIN	Field Goals		2 Points		3 Points		Free Throws		Rebounds			AS	TO	ST	BS	PF	FD	+/-	PTS	
				M/A	%	M/A	%	M/A	%	M/A	%	OR	DR	TOT									
*2	GAENG Gail (C)	3.5	21:01	2/5	40	2/5	40			2/2	100	2	2	4	2					1	35	6	
4	BLUNK Megan	3.0	8:43	1/1	100	1/1	100			1/2	50	1	1	2	2				1		4	3	
5	HUNTER Darlene	1.0	20:00										2	2		1	1		2		23	0	
8	SCHNEIDER Natalie	4.5	10:16	0/1	0	0/1	0			1/4	25	1	2	3	2	1	3			2	17	1	
9	MILLER Desiree	3.5	20:05	3/4	75	3/4	75			2/2	100		4	4	4	1			2	1	19	8	
*10	POIST Jennifer	2.0	9:44										1	1							16	0	
11	ERSKINE Vanessa	1.0	DNP																				
*12	MURRAY Rebecca	2.5	36:05	17/25	68	16/24	67	1/1	100	1/1	100	2	5	7	5		1			3	55	36	
*15	HOLLERMANN Rose	3.5	29:55	13/19	68	13/19	68			3/10	30	3	6	9	5	4	2			7	45	29	
23	DUNKIN Abigail	3.5	10:00	3/5	60	3/5	60						3	3			1				15	6	
*24	SCHWAB Christina (C)	2.5	23:55	2/4	50	2/4	50					1	2	3	14	3	1	2		1	34	4	
33	SOLDAN Mackenzie	1.0	10:16										1	1	1	1	1		2		17	0	
Team / Coach																							
Totals				41/64	64	40/63	63	1/1	100	10/21	48	11	34	45	35	11	11	2	6	16		56	93
Coach		WHEELER Stephanie																					
Assistant Coach		JOHNSON Lawrence; SPANGLER Amy																					

	FRA	USA
Points from Turnovers	6	19
Points in the Paint	16 (8/28) 29%	66 (33/46) 72%
Second Chance Points	2	14
Fast Break Points	4	33
Bench Points	11	18

	FRA	USA
Biggest Lead	2	57
Biggest Scoring Run	4-0 (29-67)	18-0 (33-90)
Lead Changes		1
Times Tied		1
Time Leading	0:15	38:15

Legend:	% Shooting Percentage	(C) Captain	* Game Starters	+/- Plus-Minus	AS Assists
BS Blocked Shots	(DNP) Did Not Play	DR Defensive Rebounds	FD Fouls Drawn	M/A Made / Attempts	PTS Points
MIN Minutes Played	No. Uniform Number	OR Offensive Rebounds	PF Fouls	TOT Total Rebounds	
Qx Quarter Time	ST Steals	TO Turnovers			



Results
Resultados

Game 4

BRA 85 vs 19 ARG
(22-4, 18-4, 23-5, 22-6)

Attendance: 5,899
Game Duration: 1:39

Referee: WELLS Matt

Commissioner: NISHIMURA Taichi

Umpires: MOSEYA Arnold; WARMERDAM Saskia

Scoring by 5 min intervals:		Q1		Q2		Q3		Q4	
BRA	12	22	33	40	53	63	74	85	
ARG	4	4	6	8	11	13	15	19	

BRA - Brazil

No.	Name	Sport Class	MIN	Field Goals		2 Points		3 Points		Free Throws		Rebounds			AS	TO	ST	BS	PF	FD	+/-	PTS	
				M/A	%	M/A	%	M/A	%	M/A	%	OR	DR	TOT									
4	SILVA Ivanilde	3.5	7:02	0/1	0	0/1	0						1	1	1				1		12	0	
5	FARIAS Andreia	1.0	24:53	1/3	33	1/3	33					4	2	6	3	2	2		1	1	39	2	
*6	ASSUNCAO Perla (C)	2.0	30:45	5/11	45	5/10	50	0/1	0	1/2	50		1	1	1	3	2		3	2	51	11	
7	COSTA Lucicleia	2.5	5:47	1/1	100	1/1	100			1/1	100		1	1		1	2		1	1	11	3	
*8	RAMOS Rosalia	1.5	22:09							1/2	50					1			2	3	39	1	
*9	ROSA Ana Aurelia	3.5	24:49	3/7	43	3/7	43			1/2	50	3	2	5	3		1			1	41	7	
*10	SANTANA Jessica	2.5	29:24	3/8	38	3/8	38			2/2	100	2	3	5	6	2	4			3	46	8	
11	VIEIRA Geisa	4.0	4:09	1/2	50	1/2	50					1		1		1	1				9	2	
*12	MARTINS Lia	4.5	14:14	5/12	42	5/12	42			2/4	50	1	1	2	2		1			4	24	12	
13	MAIA Geisiane	3.0	5:47	1/3	33	1/3	33			1/3	33		1	1	1		1			2	11	3	
14	KLOKLER Paola	4.0	5:15	2/4	50	2/4	50			1/3	33	3	1	4	1	1	1			2	5	5	
15	ALMEIDA Vileide	4.5	25:46	14/17	82	14/17	82			3/7	43	1	6	7	3		6		1	7	42	31	
Team / Coach																							
Totals				36/69	52	36/68	53	0/1	0	13/26	50	17	21	38	21	11	22			9	26	66	85
Coach		SAMPAIO Martoni																					
Assistant Coach		SOARES Francilidio																					

ARG - Argentina

No.	Name	Sport Class	MIN	Field Goals		2 Points		3 Points		Free Throws		Rebounds			AS	TO	ST	BS	PF	FD	+/-	PTS	
				M/A	%	M/A	%	M/A	%	M/A	%	OR	DR	TOT									
4	CASTALDI Maria	2.0	5:32												1					1	-8	0	
5	SALCEDO Vanesa	1.0	23:59											1	4				4		-36	0	
6	CHIRINOS Maria	1.0	1:24																1		-3	0	
7	CABRERA Amelia	4.0	DNP																				
*8	CORONEL Maria (C)	2.0	26:01	3/4	75	3/4	75					1	1		5	1			4	1	-48	6	
*9	LINARI Silvia	4.0	27:36	2/5	40	2/4	50	0/1	0	0/1	0		6	6		7	1			4	-49	4	
10	CAPDEVILLE Mariana	4.5	12:39	0/1	0	0/1	0								1	1			5		-17	0	
*11	OLMEDO Julieta	2.5	30:14	1/9	11	1/9	11								1	5	2		2	1	-46	2	
*12	PALLARES Maria	4.0	37:09	3/13	23	3/11	27	0/2	0	1/2	50	1	6	7	1	5		1	5	2	-63	7	
*13	PEREZ Mariana	1.0	28:22	0/1	0	0/1	0						1	1	2	5			3	1	-49	0	
14	MOTURA Adriana	4.5	2:36	0/1	0	0/1	0						1	1		1			1		-3	0	
20	GONZALEZ Florencia	2.5	4:28																		-8	0	
Team / Coach																							
Totals				9/34	26	9/31	29	0/3	0	1/3	33	1	20	21	6	42	4	1		25	10	-66	19
Coach		CARDARELLI Carlos																					
Assistant Coach		CAIRO Cesar; FERREYRA Valeria																					

	BRA	ARG
Points from Turnovers	51	6
Points in the Paint	46 (23/39) 59%	16 (8/21) 38%
Second Chance Points	18	
Fast Break Points	14	1
Bench Points	46	

	BRA	ARG
Biggest Lead	66	
Biggest Scoring Run	14-0 (24-4)	2-0 (4-2)
Lead Changes		
Times Tied		
Time Leading	39:37	0:00

Legend:	
%	Shooting Percentage
BS	Blocked Shots
MIN	Minutes Played
Qx	Quarter Time
(C)	Captain
DNP	Did Not Play
No.	Uniform Number
ST	Steals
*	Game Starters
DR	Defensive Rebounds
OR	Offensive Rebounds
TO	Turnovers
+/-	Plus-Minus
FD	Fouls Drawn
PF	Fouls
TOT	Total Rebounds
AS	Assists
M/A	Made / Attempts
PTS	Points



Results Resultados

Game 9

ALG 16 vs 88 CHN (6-23, 0-18, 2-30, 8-17)

Attendance: 838
Game Duration: 1:32

Referee: BILMEZ Nureddin

Commissioner: NISHIMURA Taichi

Umpires: WOOD Benjamin; KANNO Eisuke

Scoring by 5 min intervals:	ALG	Q1		Q2		Q3		Q4	
		CHN	2	6	6	6	6	8	10
		12	23	33	41	55	71	82	88

ALG - Algeria

No.	Name	Sport Class	MIN	Field Goals		2 Points		3 Points		Free Throws		Rebounds			AS	TO	ST	BS	PF	FD	+/-	PTS			
				M/A	%	M/A	%	M/A	%	M/A	%	OR	DR	TOT											
4	MEHIMDA Nebia	3.0	10:00	1/1	100	1/1	100						1	1					2		-9	2			
5	KHEDIR Naoual	4.0	7:18	1/2	50	1/2	50						1	1		2				1		-22	2		
*6	GHOUL Yamina	1.5	20:00	0/1	0	0/1	0								4				2			-35	0		
7	FOULANI Menouba	4.0	18:58	0/7	0	0/6	0	0/1	0				4	4		3		1					-42	0	
8	MOUSSA Houria	3.0	10:00	1/5	20	1/5	20					1	2	3			1		1				-9	2	
*9	KHEMGANI Djamilia (C)	4.0	32:42	3/17	18	3/13	23	0/4	0				8	8	1	4	3			2			-50	6	
10	KEDJOUN Halima	1.5	20:00	0/2	0	0/2	0					1	1	2		3			3				-37	0	
*11	SEMATI Dahbia	1.5	30:00	0/1	0	0/1	0			0/2	0	1	2	3		2			2	1			-63	0	
12	ZAIRI Kheira	4.0	DNP																						
13	SELLAMI Zohra	2.5	DNP																						
*14	ABDELALI Samiha	2.5	40:00	2/11	18	2/11	18			0/2	0	1	1	2	1	10	1	2		2			-72	4	
*15	BOUBLAL Nourhane	4.5	11:02	0/1	0	0/1	0					1	2	3			2							-21	0
Team / Coach																									
Totals				8/48	17	8/43	19	0/5	0	0/4	0	5	24	29	2	36	7	3	12	4			-72	16	
Coach		ZIGH Djawed																							
Assistant Coach		KISRANE Mohammed Tahar																							

CHN - People's Republic of China

No.	Name	Sport Class	MIN	Field Goals		2 Points		3 Points		Free Throws		Rebounds			AS	TO	ST	BS	PF	FD	+/-	PTS		
				M/A	%	M/A	%	M/A	%	M/A	%	OR	DR	TOT										
4	LEI Tianjiao	4.5	18:21	6/14	43	6/14	43			1/2	50	2	6	8	2	3		1		1		29	13	
*5	CHEN Xuejing	1.0	30:00	0/3	0	0/3	0					1	4	5	2	1	2		1	1		44	0	
6	WANG Xiaoyan	4.0	9:18	3/4	75	3/4	75					1	1	2	2					2		17	6	
*7	LYU Guidi	4.0	19:04	9/17	53	9/17	53			1/1	100	2	3	5	4		2			2		35	19	
*8	LONG Yun (C)	1.5	16:35									2	2	7	1	1						40	0	
*9	CHENG Haizhen	4.5	13:43	6/8	75	6/8	75			0/1	0	3	3	1					1			28	12	
*10	LIN Suiling	3.0	23:27	2/4	50	2/4	50					2	2	4	6	1	2					35	4	
11	DAI Jiameng	4.5	14:07	6/11	55	6/11	55			1/2	50	4	4	2	3	2		3	1		34	13		
12	DENG Mingzhu	2.0	19:18	4/5	80	3/4	75	1/1	100	0/2	0	1	3	4	7	2	4			2		45	9	
13	LI Yanhua	1.5	19:44	3/3	100	3/3	100			2/2	100	1	1	2	5	1	3			2		43	8	
14	HUANG Siting	2.5	10:56	2/4	50	2/4	50						1	1	1	1						9	4	
15	CHEN Damei	3.0	5:27	0/1	0	0/1	0					1	2	3		1						1	0	
Team / Coach																								
Totals				41/74	55	40/73	55	1/1	100	5/10	50	13	36	49	39	14	16	1	4	12			72	88
Coach		XU Yuansheng																						
Assistant Coach		WANG Zhidan																						

	ALG	CHN
Points from Turnovers	4	41
Points in the Paint	6 (3/16) 19%	54 (27/49) 55%
Second Chance Points	2	11
Fast Break Points	8	48
Bench Points	6	53

	ALG	CHN
Biggest Lead		74
Biggest Scoring Run	2-0 (2-10)	40-0 (6-59)
Lead Changes		
Times Tied		
Time Leading	0:00	39:43

Legend:	
%	Shooting Percentage
BS	Blocked Shots
MIN	Minutes Played
Qx	Quarter Time
(C)	Captain
DNP	Did Not Play
No.	Uniform Number
ST	Steals
*	Game Starters
DR	Defensive Rebounds
OR	Offensive Rebounds
TO	Turnovers
+/-	Plus-Minus
FD	Fouls Drawn
PF	Fouls
TOT	Total Rebounds
AS	Assists
M/A	Made / Attempts
PTS	Points



Results
Resultados

Game 12

ARG 20 vs 79 GBR
(2-20, 4-14, 3-21, 11-24)

Attendance: 5,546
Game Duration: 1:34

Referee: HAINES Philip

Commissioner: MARSON Stefania

Umpires: JELENIC Milutin; KANNO Eisuke

Scoring by 5 min intervals:		Q1		Q2		Q3		Q4	
ARG		0	2	2	6	7	9	15	20
GBR		11	20	27	34	46	55	67	79

ARG - Argentina

No.	Name	Sport Class	MIN	Field Goals		2 Points		3 Points		Free Throws		Rebounds			AS	TO	ST	BS	PF	FD	+/-	PTS		
				M/A	%	M/A	%	M/A	%	M/A	%	OR	DR	TOT										
4	CASTALDI Maria	2.0	DNP																					
*5	SALCEDO Vanesa	1.0	22:38									1		1					1			-34	0	
6	CHIRINOS Maria	1.0	9:47																			-10	0	
7	CABRERA Amelia	4.0	DNP																					
*8	CORONEL Maria (C)	2.0	31:25	1/4	25	1/4	25			1/2	50			2	3				3	1		-53	3	
*9	LINARI Silvia	4.0	16:48	0/2	0	0/1	0	0/1	0					2	2				2			-27	0	
10	CAPDEVILLE Mariana	4.5	32:39	3/14	21	3/14	21							6	6	3	6	1	4			-41	6	
11	OLMEDO Julieta	2.5	24:30	0/9	0	0/9	0							3	3				5	2		-32	0	
*12	PALLARES Maria	4.0	38:05	5/18	28	5/14	36	0/4	0	1/2	50	2	14	16	1	2	2		3	1		-55	11	
*13	PEREZ Mariana	1.0	24:08	0/1	0	0/1	0							1	1				5			-43	0	
14	MOTURA Adriana	4.5	DNP																					
20	GONZALEZ Florencia	2.5	DNP																					
Team / Coach												2	2	4		4								
Totals				9/48	19	9/43	21	0/5	0	2/4	50	5	28	33	6	25	3		23	4			-59	20
Coach		CARDARELLI Carlos																						
Assistant Coach		CAIRO Cesar; FERREYRA Valeria																						

GBR - Great Britain

No.	Name	Sport Class	MIN	Field Goals		2 Points		3 Points		Free Throws		Rebounds			AS	TO	ST	BS	PF	FD	+/-	PTS		
				M/A	%	M/A	%	M/A	%	M/A	%	OR	DR	TOT										
4	MOORE Charlotte	1.0	3:07										1	1								5	0	
5	CARRIGILL Sophie (C)	1.0	25:00									1	3	4	2		1					30	0	
*6	GRIFFITHS Clare	1.5	22:15	0/5	0	0/5	0			0/2	0			2	2	4	1		1	1		31	0	
*7	FREEMAN Helen (C)	4.0	18:35	6/10	60	6/10	60			2/5	40	3		3	3		6			5		29	14	
*8	WILLIAMS Laurie	2.5	22:34	1/2	50	1/2	50							1	1	3	1	1		1		36	2	
9	HAMER Judith	4.0	12:40	6/10	60	6/10	60			1/2	50	2	1	3	1	1			1	2		14	13	
10	CONROY Amy	4.0	11:50	2/3	67	2/3	67			2/8	25			4	4	1				4		11	6	
11	MORROW Katie	4.5	13:16	7/10	70	7/10	70			2/4	50	1	3	4	1		3			4		16	16	
12	EVANS Leah	2.5	10:54	4/7	57	4/7	57			0/1	0			4	4	1	1	1		1		25	8	
13	BARTLETT Jordanna	3.0	25:02	2/5	40	2/5	40							5	5	4			1			40	4	
*14	HAIZELDEN Joy	2.5	11:50	3/6	50	3/6	50			0/3	0	2		2	5	1	1			3		16	6	
*15	LOVE Robyn	3.5	22:57	3/7	43	3/7	43			4/6	67	2	7	9	2	2	1			3		42	10	
Team / Coach												2	5	7										
Totals				34/65	52	34/65	52			11/31	35	13	36	49	27	7	15		4	23			59	79
Coach		THOMPSON Miles (USA)																						
Assistant Coach		PRICE Daniel (USA)																						

	ARG	GBR
Points from Turnovers		28
Points in the Paint	6 (3/19) 16%	52 (26/47) 55%
Second Chance Points	2	9
Fast Break Points		30
Bench Points	6	47

	ARG	GBR
Biggest Lead		60
Biggest Scoring Run	4-0 (6-32)	19-0 (2-32)
Lead Changes		
Times Tied		
Time Leading	0:00	39:06

Legend:	
%	Shooting Percentage
BS	Blocked Shots
MIN	Minutes Played
Qx	Quarter Time
(C)	Captain
DNP	Did Not Play
No.	Uniform Number
ST	Steals
*	Game Starters
DR	Defensive Rebounds
OR	Offensive Rebounds
TO	Turnovers
+/-	Plus-Minus
FD	Fouls Drawn
PF	Fouls
TOT	Total Rebounds
AS	Assists
M/A	Made / Attempts
PTS	Points



Results Resultados

Game 15

GER 77 vs 32 BRA
(23-2, 22-11, 18-8, 14-11)

Attendance: 7,022

Game Duration: 1:33

Referee: PAJER Tomas

Commissioner: van MEURS Nathalie

Umpires: VILLARD Celine; ELAABID Youssef

Scoring by 5 min intervals:		Q1	Q2	Q3	Q4
GER		11 23	33 45	52 63	69 77
BRA		2 2	11 13	17 21	25 32

GER - Germany

No.	Name	Sport Class	MIN	Field Goals		2 Points		3 Points		Free Throws		Rebounds			AS	TO	ST	BS	PF	FD	+/-	PTS
				M/A	%	M/A	%	M/A	%	M/A	%	OR	DR	TOT								
*4	MILLER Mareike	4.5	20:00	9/12	75	9/12	75			4/4	100	2	5	7	2	1	1		1	4	31	22
5	WELIN Johanna	2.0	10:00	1/1	100	1/1	100						1	1	1	1			2		11	2
*6	KUES Simone	1.0	15:24									3	2	5	1	1					25	0
7	PATZWALD Anne	1.0	11:27	2/2	100	2/2	100								1						4	4
*8	ZEYEN Annika	1.5	22:42	0/1	0	0/1	0			1/2	50		2	2	7		1			2	41	1
9	FURST Laura	2.0	11:20	2/3	67	2/3	67						3	3		2					2	4
*10	SCHUNEMANN Gesche	4.5	23:04	6/10	60	6/9	67	0/1	0	5/6	83	1	5	6	4	2			1	5	30	17
*11	LINDHOLM Maya	2.5	23:12	1/3	33	1/3	33						1	1	4	3			1	1	31	2
12	BREUER Annabel	1.5	18:14	1/2	50	1/2	50					1	5	6	2	1	1		1	1	17	2
13	BRIESSMANN Annegrit	1.0	7:41	0/1	0	0/1	0													1	4	0
14	MOHNEN Marina (C)	4.5	25:24	10/14	71	10/14	71			1/2	50	1	6	7	7	6	1	1	3	3	26	21
15	GROSS Barbara	4.5	11:32	1/4	25	1/4	25					1	5	6		2			1		3	2
Team / Coach																						
Totals				33/53	62	33/52	63	0/1	0	11/14	79	11	41	52	29	19	4	1	10	17	45	77
Coach		GLINICKI Holger																				
Assistant Coach		JAGLOWSKI Josef										GILES Chris (GBR)										

BRA - Brazil

No.	Name	Sport Class	MIN	Field Goals		2 Points		3 Points		Free Throws		Rebounds			AS	TO	ST	BS	PF	FD	+/-	PTS
				M/A	%	M/A	%	M/A	%	M/A	%	OR	DR	TOT								
4	SILVA Ivanilde	3.5	DNP																			
5	FARIAS Andrea	1.0	27:27	1/1	100	1/1	100						1	1			1		2		-29	2
*6	ASSUNCAO Perla (C)	2.0	40:00	2/16	13	2/14	14	0/2	0			2	2	4	1	1		1	1	-45	4	
7	COSTA Lucicleia	2.5	20:00	0/3	0	0/3	0					1	2	3	1	1	3		3	1	-13	0
*8	RAMOS Rosalia	1.5	9:43															1		-15	0	
*9	ROSA Ana Aurelia	3.5	13:16	2/4	50	2/4	50						2	2		2				-14	4	
*10	SANTANA Jessica	2.5	22:50	2/7	29	2/7	29			0/2	0	1		1		1	2		5	2	-33	4
11	VIEIRA Geisa	4.0	3:09																	-6	0	
*12	MARTINS Lia	4.5	20:17	2/12	17	2/11	18	0/1	0	1/2	50				1		1		3	-16	5	
13	MAIA Geisiane	3.0	14:05	3/8	38	3/7	43	0/1	0							1	1			-12	6	
14	KLOKLER Paola	4.0	14:26	0/1	0	0/1	0					2		2		1		1	1	-19	0	
15	ALMEIDA Vileide	4.5	14:47	3/11	27	3/11	27			1/2	50	2	2	4	1	3	1		4	2	-23	7
Team / Coach																						
Totals				15/63	24	15/59	25	0/4	0	2/6	33	9	9	18	4	11	9	2	17	10	-45	32
Coach		SAMPAIO Martoni																				
Assistant Coach		SOARES Francilidio																				

	GER	BRA
Points from Turnovers	15	12
Points in the Paint	50 (25/34) 74%	14 (7/16) 44%
Second Chance Points	15	
Fast Break Points	19	6
Bench Points	35	15

	GER	BRA
Biggest Lead	49	
Biggest Scoring Run	24-0 (26-2)	5-0 (26-7)
Lead Changes		
Times Tied		1
Time Leading	37:19	0:00

Legend:	
%	Shooting Percentage
BS	Blocked Shots
MIN	Minutes Played
Qx	Quarter Time
(C)	Captain
DNP	Did Not Play
No.	Uniform Number
ST	Steals
*	Game Starters
DR	Defensive Rebounds
OR	Offensive Rebounds
TO	Turnovers
+/-	Plus-Minus
FD	Fouls Drawn
PF	Fouls
TOT	Total Rebounds
AS	Assists
M/A	Made / Attempts
PTS	Points



Results
Resultados

Game 17

NED 107 vs 29 ALG
(34-10, 27-2, 24-8, 22-9)

Attendance: 8,360

Game Duration: 1:24

Referee: MOLINA Karen

Commissioner: NISHIMURA Taichi

Umpires: GAUTHIER Sebastien; MAGALLANES Juan

Scoring by 5 min intervals:	NED	Q1		Q2		Q3		Q4	
		ALG	15	34	48	61	76	85	93
		6	10	12	12	20	20	26	29

NED - Netherlands

No.	Name	Sport Class	MIN	Field Goals		2 Points		3 Points		Free Throws		Rebounds			AS	TO	ST	BS	PF	FD	+/-	PTS	
				M/A	%	M/A	%	M/A	%	M/A	%	OR	DR	TOT									
2	ARTS Ilse	1.5	15:01	1/1	100	1/1	100					1	1	2	1		1			2	28	2	
*4	HUITZING Inge	4.5	20:34	7/10	70	7/9	78	0/1	0	1/3	33	5	3	8	12		1			2	41	15	
5	HOUWEN Lucie	3.0	10:13	1/3	33	1/3	33					2		2	2						24	2	
*6	VISSER Jitske	1.0	24:59	3/5	60	3/5	60			3/4	75	1		1			2			4	50	9	
*7	OOSTERBAAN Roos	1.5	23:16	1/2	50	1/2	50						4	4	2				1		46	2	
8	TIMMERMAN Sanne	4.5	12:57	8/13	62	8/13	62			2/2	100	1	2	3	1	2			1	3	23	18	
9	KRAMER Bo	4.5	11:18	7/11	64	7/11	64			1/2	50	2	2	4	3	1	1			1	22	15	
11	KORVER Cher	2.5	16:13	4/8	50	4/8	50					2		2	3			1			29	8	
13	van BERGEN Barbara (C)	2.0	16:44	2/7	29	2/7	29			1/2	50	3	2	5	3		1			3	32	5	
*14	de ROOIJ Carina	3.0	17:28	2/5	40	2/5	40			3/4	75	1	1	2	2	1				3	24	7	
*15	BEIJER Mariska	4.0	14:50	10/14	71	10/14	71					2	6	8	2	2	1				31	20	
17	van LEEUWEN Evelyn	3.5	16:27	2/4	50	2/4	50			0/2	0	4	6	10	1		2	1		1	40	4	
Team / Coach																							
Totals				48/83	58	48/82	59	0/1	0	11/19	58	26	37	63	32	6	9	2	2	19	78	107	
Coach		van der LINDEN Gertjan																					
Assistant Coach		SLOOF Irene																					

ALG - Algeria

No.	Name	Sport Class	MIN	Field Goals		2 Points		3 Points		Free Throws		Rebounds			AS	TO	ST	BS	PF	FD	+/-	PTS	
				M/A	%	M/A	%	M/A	%	M/A	%	OR	DR	TOT									
4	MEHIMDA Nebia	3.0	13:48	0/3	0	0/3	0						3	3	1	2			1		-25	0	
5	KHEDIR Naoual	4.0	8:04	0/2	0	0/2	0									1					-18	0	
6	GHOUL Yamina	1.5	29:05	0/1	0	0/1	0					1	1	2	2	1			2		-52	0	
7	FOULANI Menouba	4.0	9:48	3/5	60	3/5	60						1	1		2			3		-20	6	
8	MOUSSA Houria	3.0	8:04	0/1	0	0/1	0									2			4	1	-7	0	
*9	KHEMGANI Djamilia (C)	4.0	30:00	4/22	18	3/17	18	1/5	20			3	3	6	3	4			2	1	-54	9	
*10	KEDJOUN Halima	1.5	34:13	1/3	33	1/2	50	0/1	0			1	2	3		1			2		-70	2	
*11	SEMATI Dahbia	1.5	16:42										1	1							-34	0	
12	ZAIRI Kheira	4.0	15:10	2/8	25	0/3	0	2/5	40			2	2			3		1	1		-22	6	
13	SELLAMI Zohra	2.5	1:56																		-6	0	
*14	ABDELALI Samiha	2.5	16:12	1/6	17	1/5	20	0/1	0			1		1	1	1			3		-40	2	
*15	BOUBLAL Nourhane	4.5	16:58	2/7	29	2/7	29									2					-42	4	
Team / Coach																							
Totals				13/58	22	10/46	22	3/12	25			8	13	21	7	20		1	18	2	-78	29	
Coach		ZIGH Djawed																					
Assistant Coach		KISRANE Mohammed Tahar																					

	NED	ALG
Points from Turnovers	30	5
Points in the Paint	78 (39/69) 57%	10 (5/19) 26%
Second Chance Points	36	4
Fast Break Points	37	5
Bench Points	54	12

	NED	ALG
Biggest Lead	78	
Biggest Scoring Run	22-0 (44-10)	6-0 (87-26)
Lead Changes		
Times Tied		
Time Leading	39:50	0:00

Legend:	
%	Shooting Percentage
BS	Blocked Shots
No.	Uniform Number
ST	Steals
(C)	Captain
DR	Defensive Rebounds
OR	Offensive Rebounds
TO	Turnovers
*	Game Starters
FD	Fouls Drawn
PF	Fouls
TOT	Total Rebounds
+/-	Plus-Minus
M/A	Made / Attempts
PTS	Points
AS	Assists
MIN	Minutes Played
Qx	Quarter Time



Results
Resultados

Game 20

CHN 59 vs 39 FRA
(16-4, 11-14, 18-13, 14-8)

Attendance: 9,887

Game Duration: 1:41

Referee: KINDERVATER Max

Commissioner: MARSON Stefania

Umpires: LAPOINTE Alexandre; LEE Jae Geun

Scoring by 5 min intervals:		Q1		Q2		Q3		Q4	
CHN		8	16	18	27	38	45	56	59
FRA		0	4	8	18	21	31	33	39

CHN - People's Republic of China

No.	Name	Sport Class	MIN	Field Goals		2 Points		3 Points		Free Throws		Rebounds			AS	TO	ST	BS	PF	FD	+/-	PTS	
				M/A	%	M/A	%	M/A	%	M/A	%	OR	DR	TOT									
4	LEI Tianjiao	4.5	7:53	1/3	33	1/3	33								1				2		-9	2	
*5	CHEN Xuejing	1.0	29:46	2/5	40	2/5	40					2	2	4	3	2	1		2		26	4	
6	WANG Xiaoyan	4.0	DNP																				
*7	LYU Guidi	4.0	30:32	8/12	67	8/12	67			2/2	100	1	5	6	2	1	3		3	2	29	18	
*8	LONG Yun (C)	1.5	30:00	0/5	0	0/5	0			1/6	17	1	2	3	6	1			1	5	14	1	
9	CHENG Haizhen	4.5	5:49	0/2	0	0/2	0						2	2		1	1				-1	0	
*10	LIN Suiling	3.0	19:18	1/1	100	1/1	100						4	4	3	1			1		22	2	
*11	DAI Jiameng	4.5	35:46	11/21	52	11/20	55	0/1	0	3/9	33	1	9	10	6	6	1	1	3	7	21	25	
12	DENG Mingzhu	2.0	20:42	1/5	20	1/5	20			2/4	50	2	1	3	5		2			3	-2	4	
13	Li Yanhua	1.5	20:14	1/3	33	1/3	33			1/2	50	1		1	2	2	1			1	0	3	
14	HUANG Siting	2.5	DNP																				
15	CHEN Damei	3.0	DNP																				
Team / Coach																							
Totals				25/57	44	25/56	45	0/1	0	9/23	39	1	1	2									59
Coach		XU Yuansheng																					
Assistant Coach		WANG Zhidan																					

FRA - France

No.	Name	Sport Class	MIN	Field Goals		2 Points		3 Points		Free Throws		Rebounds			AS	TO	ST	BS	PF	FD	+/-	PTS
				M/A	%	M/A	%	M/A	%	M/A	%	OR	DR	TOT								
4	AWAD Sandrella	1.0	25:26										1	1	1	2			2		-14	0
5	FALL Oumy	2.5	13:49	0/3	0	0/3	0								1	2			3	1	-3	0
*6	COSTE Perrine	1.0	6:36													1					-13	0
*7	ETAUARD-GLEMP Agnes	1.0	35:56	3/3	100	3/3	100			0/2	0		5	5	1	3			1	3	-16	6
8	WATINE Juliette	2.0	12:02	0/2	0	0/2	0			0/2	0		2	2	1				2	2	3	0
*9	SAINT OMER-DELEPINE Fabienne	4.5	14:23	1/7	14	1/7	14					1	7	8	1	1	1	1	4	1	-5	2
10	LAURENT Kathy	4.5	7:08	3/4	75	3/4	75			0/2	0		1	1	1	2	1		3	2	-6	6
*11	MENARD Emilie	2.5	26:11	2/9	22	2/9	22			3/3	100	3	3	6	1	2			1	2	-17	7
12	THIEURMEL Solenn	4.5	4:21	0/1	0	0/1	0									1					2	0
13	WEMBOLUA Grace	4.0	12:02	1/4	25	1/4	25					1	2	3	1		1		1		3	2
14	BUSO Marianne	4.5	27:54	7/16	44	7/16	44					5	1	6	3	4	3		1	1	-18	14
*15	PICHON Angelique (C)	4.5	14:12	1/8	13	1/8	13					1	2	3		1			1		-16	2
Team / Coach																						
Totals				18/57	32	18/57	32			3/9	33	13	28	41	11	25	6	1	19	12	-20	39
Coach		MONTET Pascal																				

	CHN	FRA
Points from Turnovers	10	6
Points in the Paint	42 (21/37) 57%	22 (11/29) 38%
Second Chance Points	7	12
Fast Break Points	22	5
Bench Points	9	22

	CHN	FRA
Biggest Lead	23	
Biggest Scoring Run	12-0 (36-18)	8-0 (21-16)
Lead Changes		
Times Tied		
Time Leading	38:48	0:00

Legend:	
%	Shooting Percentage
BS	Blocked Shots
MIN	Minutes Played
Qx	Quarter Time
(C)	Captain
DNP	Did Not Play
No.	Uniform Number
ST	Steals
*	Game Starters
DR	Defensive Rebounds
OR	Offensive Rebounds
TO	Turnovers
+/-	Plus-Minus
FD	Fouls Drawn
PF	Fouls
TOT	Total Rebounds
AS	Assists
M/A	Made / Attempts
PTS	Points



Results Resultados

Game 21

CAN 73 vs 28 ARG (24-4, 10-6, 19-8, 20-10)

Attendance: 5,036

Game Duration: 1:30

Referee: KUERZI Bill

Commissioner: NISHIMURA Taichi

Umpires: LEE Jae Geun; ELAABID Youssef

Scoring by 5 min intervals:		Q1		Q2		Q3		Q4	
CAN	14	24	28	34	43	53	64	73	
ARG	2	4	8	10	14	18	20	28	

CAN - Canada

No.	Name	Sport Class	MIN	Field Goals		2 Points		3 Points		Free Throws		Rebounds			AS	TO	ST	BS	PF	FD	+/-	PTS	
				M/A	%	M/A	%	M/A	%	M/A	%	OR	DR	TOT									
4	STEEVES Tamara	1.5	12:05	2/2	100	2/2	100						2	2		1					12	4	
*5	McLACHLAN Janet (C)	4.5	6:00	6/9	67	5/8	63	1/1	100			2	2	4	3				1	1	1	17	13
6	YOUNG Arinn	4.5	16:17	7/12	58	7/11	64	0/1	0	0/2	0	1	2	3	2	1	1		1	2	13	14	
*7	OUELLET Cindy (C)	3.5	20:06	4/11	36	4/11	36					3	7	10	2	2				1	23	8	
*8	LALONDE Rosalie	3.0	25:03	3/5	60	3/5	60			1/1	100	1	1	6	1			1	1	33	7		
9	YAN Amanda	3.0	17:04	4/7	57	4/7	57					1	1	2	2	1		1	1	21	8		
*10	HARNOCK Katie	2.0	6:21	1/1	100	1/1	100			0/1	0	1	1	2		2				1	19	2	
11	SALES Darda	4.0	12:34	2/4	50	2/4	50			1/1	100		3	3	1		1			1	11	5	
12	FERGUSON Tracey	3.0	20:06	2/2	100	2/2	100						3	3	4	1			1		23	4	
*13	JEWELLS Jamey	1.0	21:44	2/5	40	2/5	40					1	2	3	2	1	2		1		26	4	
14	GAVEL Erica	4.5	14:36	1/2	50	1/2	50			0/2	0		6	6	1	3		2	1	5	2		
15	HAWTIN Melanie	1.0	28:04	1/2	50	1/2	50														22	2	
Team / Coach																							
Totals				35/62	56	34/60	57	1/2	50	2/7	29	10	35	45	25	12	7		8	8	45	73	
Coach		JOHNSON Bill																					
Assistant Coach		BROUGHTON Michael										MIYAZAKI Katie											

ARG - Argentina

No.	Name	Sport Class	MIN	Field Goals		2 Points		3 Points		Free Throws		Rebounds			AS	TO	ST	BS	PF	FD	+/-	PTS
				M/A	%	M/A	%	M/A	%	M/A	%	OR	DR	TOT								
4	CASTALDI Maria	2.0	5:43	3/3	100	3/3	100														-3	6
5	SALCEDO Vanesa	1.0	1:29																		0	0
6	CHIRINOS Maria	1.0	DNP																			
7	CABRERA Amelia	4.0	1:55																		-2	0
*8	CORONEL Maria (C)	2.0	34:17	1/2	50	1/1	100	0/1	0						1			2	1	-42	2	
*9	LINARI Silvia	4.0	22:07	4/13	31	4/10	40	0/3	0			1	4	5		4	1		1	-33	8	
10	CAPDEVILLE Mariana	4.5	17:53	0/3	0	0/3	0						6	6		1		1		-12	0	
*11	OLMEDO Julieta	2.5	40:00	2/9	22	2/9	22					2	3	5	6	6			4	-45	4	
*12	PALLARES Maria	4.0	38:05	4/20	20	4/18	22	0/2	0	0/4	0	1	6	7	4	3		1	3	2	-43	8
*13	PEREZ Mariana	1.0	38:31	0/2	0	0/2	0					1	1	2	1				1	1	-45	0
14	MOTURA Adriana	4.5	DNP																			
20	GONZALEZ Florencia	2.5	DNP																			
Team / Coach																						
Totals				14/52	27	14/46	30	0/6	0	0/4	0	5	20	25	11	17	1	1	8	8	-45	28
Coach		CARDARELLI Carlos																				
Assistant Coach		CAIRO Cesar										FERREYRA Valeria										

	CAN	ARG
Points from Turnovers	25	4
Points in the Paint	60 (30/47) 64%	16 (8/19) 42%
Second Chance Points	8	2
Fast Break Points	30	
Bench Points	39	6

	CAN	ARG
Biggest Lead	49	
Biggest Scoring Run	15-0 (64-18)	4-0 (64-22)
Lead Changes		
Times Tied		
Time Leading	39:50	0:00

Legend:	
%	Shooting Percentage
BS	Blocked Shots
MIN	Minutes Played
Qx	Quarter Time
(C)	Captain
DNP	Did Not Play
No.	Uniform Number
ST	Steals
*	Game Starters
DR	Defensive Rebounds
OR	Offensive Rebounds
TO	Turnovers
+/-	Plus-Minus
FD	Fouls Drawn
PF	Fouls
TOT	Total Rebounds
AS	Assists
M/A	Made / Attempts
PTS	Points



Results Resultados

Game 23

GBR 50 vs 45 GER
(14-17, 10-7, 12-4, 14-17)

Attendance: 8,325

Game Duration: 1:29

Referee: URUNUELA Juan

Commissioner: van MEURS Nathalie

Umpires: ROJA Cristian; MOLINA Karen

Scoring by 5 min intervals:		Q1		Q2		Q3		Q4	
GBR		8	14	16	24	30	36	42	50
GER		10	17	19	24	26	28	38	45

GBR - Great Britain

No.	Name	Sport Class	MIN	Field Goals		2 Points		3 Points		Free Throws		Rebounds			AS	TO	ST	BS	PF	FD	+/-	PTS	
				M/A	%	M/A	%	M/A	%	M/A	%	OR	DR	TOT									
4	MOORE Charlotte	1.0	10:10	0/1	0	0/1	0												1		-3	0	
*5	CARRIGILL Sophie (C)	1.0	29:50	3/6	50	3/6	50					3	3	1					4		8	6	
6	GRIFFITHS Clare	1.5	4:36																		-2	0	
*7	FREEMAN Helen (C)	4.0	40:00	7/16	44	7/15	47	0/1	0			1	8	9	9	3			3	1	5	14	
*8	WILLIAMS Laurie	2.5	35:24	5/10	50	5/10	50					3	4	7	2	2			2	3	7	10	
9	HAMER Judith	4.0	2:05	0/2	0	0/2	0														-6	0	
*10	CONROY Amy	4.0	35:34	7/13	54	7/13	54			0/1	0	1	6	7	1	2	1	1	2	3	13	14	
11	MORROW Katie	4.5	2:21	0/1	0	0/1	0									1					-2	0	
12	EVANS Leah	2.5	8:34	1/2	50	1/2	50							1							7	2	
13	BARTLETT Jordanna	3.0	2:21	0/1	0	0/1	0					1	1								-2	0	
*14	HAIZELDEN Joy	2.5	26:50	0/2	0	0/2	0			2/4	50	1	2	3					1	4	0	2	
15	LOVE Robyn	3.5	2:15	1/1	100	1/1	100														0	2	
Team / Coach																							
Totals				24/55	44	24/54	44	0/1	0	2/5	40	1	5	6	4							5	50
Coach		THOMPSON Miles (USA)																					
Assistant Coach		PRICE Daniel (USA)																					

GER - Germany

No.	Name	Sport Class	MIN	Field Goals		2 Points		3 Points		Free Throws		Rebounds			AS	TO	ST	BS	PF	FD	+/-	PTS	
				M/A	%	M/A	%	M/A	%	M/A	%	OR	DR	TOT									
*4	MILLER Mareike	4.5	27:43	6/13	46	6/13	46					1	5	6	2	2	2	2	1	4	1	12	
5	WELIN Johanna	2.0	14:50	0/2	0	0/2	0					2	2	3				1	3	2	1	0	
*6	KUES Simone	1.0	25:10	0/2	0	0/2	0					1	2	3	1	1	1				-6	0	
7	PATZWALD Anne	1.0	DNP																				
*8	ZEYEN Annika	1.5	40:00	3/10	30	3/10	30			1/4	25	3	3	6	3		1		3	2	-5	7	
9	FURST Laura	2.0	DNP																				
*10	SCHUNEMANN Gesche	4.5	23:19	4/11	36	4/10	40	0/1	0	1/2	50		5	5	3				1	2	-3	9	
*11	LINDHOLM Maya	2.5	25:10	0/2	0	0/2	0					1	1	2	2		1		1	1	-6	0	
12	BREUER Annabel	1.5	14:50	0/1	0	0/1	0						2	2					1		1	0	
13	BRIESSMANN Annegrit	1.0	DNP																				
14	MOHNEN Marina (C)	4.5	28:58	8/16	50	7/15	47	1/1	100	0/2	0		6	6	3	2			1	2	-8	17	
15	GROSS Barbara	4.5	DNP																				
Team / Coach																							
Totals				21/57	37	20/55	36	1/2	50	2/8	25	9	26	35	17	8	5	3	11	13	-5	45	
Coach		GLINICKI Holger																					
Assistant Coach		JAGLOWSKI Josef																					
		GILES Chris (GBR)																					

	GBR	GER
Points from Turnovers	12	9
Points in the Paint	26 (13/29) 45%	20 (10/29) 34%
Second Chance Points	3	4
Fast Break Points	10	4
Bench Points	4	17

	GBR	GER
Biggest Lead	8	7
Biggest Scoring Run	6-0 (16-17)	6-0 (8-14)
Lead Changes		2
Times Tied		6
Time Leading	20:01	14:19

Legend:	
%	Shooting Percentage
BS	Blocked Shots
MIN	Minutes Played
Qx	Quarter Time
(C)	Captain
DNP	Did Not Play
No.	Uniform Number
ST	Steals
*	Game Starters
DR	Defensive Rebounds
OR	Offensive Rebounds
TO	Turnovers
+/-	Plus-Minus
FD	Fouls Drawn
PF	Fouls
TOT	Total Rebounds
AS	Assists
M/A	Made / Attempts
PTS	Points



Results
Resultados

Game 24

FRA 30 vs 81 NED
(6-24, 4-16, 6-24, 14-17)

Game Duration: 1:25

Referee: REHLING Carsten

Commissioner: MARSON Stefania

Umpires: BILMEZ Nureddin; MOSEYA Arnold

Scoring by 5 min intervals:	FRA	Q1	Q2	Q3	Q4	NED
		4	6	6	10	12
		10	24	28	40	54
				12	16	22
				54	64	75
						30
						81

FRA - France

No.	Name	Sport Class	MIN	Field Goals		2 Points		3 Points		Free Throws		Rebounds			AS	TO	ST	BS	PF	FD	+/-	PTS
				M/A	%	M/A	%	M/A	%	M/A	%	OR	DR	TOT								
*4	AWAD Sandrella	1.0	26:32	0/1	0	0/1	0									1			3		-29	0
5	FALL Oumy	2.5	17:04	0/3	0	0/3	0					1		1	1					1	-25	0
6	COSTE Perrine	1.0	13:28							0/2	0									1	-22	0
*7	ETAUARD-GLEMP Agnes	1.0	31:39	0/6	0	0/4	0	0/2	0				4	4	2	3			2		-42	0
8	WATINE Juliette	2.0	8:21	1/2	50	1/2	50							2	1						-9	2
*9	SAINT OMER-DELEPINE Fabienne	4.5	21:58	4/10	40	4/9	44	0/1	0	0/2	0		5	5	1	6	1	1	2	2	-31	8
10	LAURENT Kathy	4.5	8:25	3/5	60	3/5	60			0/2	0		4	4	1	1			1	1	-4	6
*11	MENARD Emilie	2.5	22:56	2/5	40	2/5	40						1	1	1				1		-26	4
12	THIEURMEL Solenn	4.5	4:06	0/1	0	0/1	0								1						-10	0
13	WEMBOLUA Grace	4.0	11:04	1/4	25	1/4	25						3	3	2	2	1		1	1	-15	2
*14	BUSO Marianne	4.5	19:17	1/5	20	1/5	20						2	2	1				3	1	-30	2
15	PICHON Angelique (C)	4.5	15:10	2/3	67	2/3	67			2/2	100		4	4	3	3				1	-12	6
Team / Coach																						
Totals				14/45	31	14/42	33	0/3	0	2/8	25	1	25	26	14	25	4	1	13	8	-51	30
Coach				MONTET Pascal																		

NED - Netherlands

No.	Name	Sport Class	MIN	Field Goals		2 Points		3 Points		Free Throws		Rebounds			AS	TO	ST	BS	PF	FD	+/-	PTS	
				M/A	%	M/A	%	M/A	%	M/A	%	OR	DR	TOT									
2	ARTS Ilse	1.5	13:52	2/2	100	2/2	100						2	2	2						19	4	
*4	HUITZING Inge	4.5	18:13	5/12	42	5/10	50	0/2	0	4/7	57	1	3	4	6	1	1		1	6	32	14	
5	HOUWEN Lucie	3.0	8:02												1	1					5	0	
*6	VISSER Jitske	1.0	23:39	1/4	25	1/4	25					2	2	4			2			1	30	2	
*7	OOSTERBAAN Roos	1.5	27:29	3/5	60	3/5	60						5	5	4		2		2	1	36	6	
8	TIMMERMAN Sanne	4.5	14:10	3/7	43	3/7	43					1	1	2	4				2	10	6		
9	KRAMER Bo	4.5	12:46	5/10	50	5/10	50			1/3	33	3	5	8	4		1		1	2	17	11	
11	KORVER Cher	2.5	20:23	4/10	40	4/10	40					5	4	9	4	3		2		21	8		
13	van BERGEN Barbara (C)	2.0	17:50	2/3	67	2/3	67					1	2	3	3	2	2			23	4		
*14	de ROOIJ Carina	3.0	18:45	5/9	56	5/9	56					1	2	3	3				1	1	32	10	
*15	BEIJER Mariska	4.0	18:57	8/13	62	8/13	62					1	2	3	2	1	2		1	32	16		
17	van LEEUWEN Evelyn	3.5	5:54	0/1	0	0/1	0						1	1	1						-2	0	
Team / Coach																							
Totals				38/76	50	38/74	51	0/2	0	5/10	50	16	31	47	34	9	10			8	13	51	81
Coach				van der LINDEN Gertjan																			
Assistant Coach				SLOOF Irene																			

	FRA	NED
Points from Turnovers	6	22
Points in the Paint	8 (4/10) 40%	58 (29/49) 59%
Second Chance Points		14
Fast Break Points	2	34
Bench Points	16	33

	FRA	NED
Biggest Lead		55
Biggest Scoring Run	6-0 (30-79)	14-0 (10-48)
Lead Changes		
Times Tied		1
Time Leading	0:00	39:36

Legend:			
%	Shooting Percentage	(C)	Captain
BS	Blocked Shots	DR	Defensive Rebounds
No.	Uniform Number	OR	Offensive Rebounds
ST	Steals	TO	Turnovers
*	Game Starters	FD	Fouls Drawn
+/-	Plus-Minus	PF	Fouls
M/A	Made / Attempts	TOT	Total Rebounds
PTS	Points		
AS	Assists		
MIN	Minutes Played		
Qx	Quarter Time		



Results Resultados

Game 28

USA 70 vs 36 CHN
(21-8, 18-12, 20-6, 11-10)

Attendance: 11,219

Game Duration: 1:22

Referee: QUINTANA Mati

Commissioner: NISHIMURA Taichi

Umpires: WOOD Benjamin; ZAMPONI Maurizio

Scoring by 5 min intervals:	USA	Q1		Q2		Q3		Q4	
		CHN	12	21	31	39	47	59	61
		4	8	16	20	22	26	34	36

USA - United States of America

No.	Name	Sport Class	MIN	Field Goals		2 Points		3 Points		Free Throws		Rebounds			AS	TO	ST	BS	PF	FD	+/-	PTS
				M/A	%	M/A	%	M/A	%	M/A	%	OR	DR	TOT								
*2	GAENG Gail (C)	3.5	37:15	3/4	75	3/4	75			2/2	100	1	1	2	2				2	2	33	8
4	BLUNK Megan	3.0	DNP																			
*5	HUNTER Darlene	1.0	19:03									2	1	3	1						13	0
8	SCHNEIDER Natalie	4.5	2:45	0/1	0	0/1	0								1						1	0
*9	MILLER Desiree	3.5	33:21	12/18	67	12/18	67					1	8	9	4	1	1	1	3	1	24	24
10	POIST Jennifer	2.0	3:54																		9	0
11	ERSKINE Vanessa	1.0	DNP																			
*12	MURRAY Rebecca	2.5	40:00	11/25	44	11/24	46	0/1	0	2/4	50	4	8	12	6	2	2		1	2	34	24
*15	HOLLERMANN Rose	3.5	40:00	5/11	45	5/10	50	0/1	0	1/2	50	2	8	10	5	2				2	34	11
23	DUNKIN Abigail	3.5	DNP																			
24	SCHWAB Christina (C)	2.5	6:39	1/1	100	1/1	100			1/2	50				1					1	10	3
33	SOLDAN Mackenzie	1.0	17:03	0/1	0	0/1	0												2	1	12	0
Team / Coach												1	3	4								
Totals				32/61	52	32/59	54	0/2	0	6/10	60	11	29	40	19	6	4	1	8	9	34	70
Coach		WHEELER Stephanie																				
Assistant Coach		JOHNSON Lawrence; SPANGLER Amy																				

CHN - People's Republic of China

No.	Name	Sport Class	MIN	Field Goals		2 Points		3 Points		Free Throws		Rebounds			AS	TO	ST	BS	PF	FD	+/-	PTS	
				M/A	%	M/A	%	M/A	%	M/A	%	OR	DR	TOT									
4	LEI Tianjiao	4.5	4:32										2	2		1			2		-10	0	
*5	CHEN Xuejing	1.0	16:38	0/1	0	0/1	0						1	1	1						-23	0	
6	WANG Xiaoyan	4.0	DNP																				
*7	LYU Guidi	4.0	38:13	6/14	43	6/14	43			2/4	50	3	6	9	2	2	1		2	4	-31	14	
*8	LONG Yun (C)	1.5	35:28	2/7	29	2/7	29						1	1	6	1			1	2	-24	4	
9	CHENG Haizhen	4.5	1:47	0/2	0	0/2	0														-3	0	
*10	LIN Suiling	3.0	6:08													1					-8	0	
*11	DAI Jiameng	4.5	35:28	7/17	41	7/16	44	0/1	0				3	3	2	4			1	1	-24	14	
12	DENG Mingzhu	2.0	33:52	0/6	0	0/5	0	0/1	0			2	3	5	1	2	1		1	1	-26	0	
13	LI Yanhua	1.5	27:54	2/6	33	2/6	33					1	2	3	1	1			2		-21	4	
14	HUANG Siting	2.5	DNP																				
15	CHEN Damei	3.0	DNP																				
Team / Coach												1	2	3		1							
Totals				17/53	32	17/51	33	0/2	0	2/4	50	7	20	27	13	13	2			9	8	-34	36
Coach		XU Yuansheng																					
Assistant Coach		WANG Zhidan																					

	USA	CHN
Points from Turnovers	15	6
Points in the Paint	22 (11/21) 52%	18 (9/15) 60%
Second Chance Points	15	7
Fast Break Points	15	2
Bench Points	3	4

	USA	CHN
Biggest Lead	34	2
Biggest Scoring Run	10-0 (10-2)	6-0 (59-32)
Lead Changes		1
Times Tied		1
Time Leading	38:35	0:20

Legend:	
%	Shooting Percentage
BS	Blocked Shots
MIN	Minutes Played
Qx	Quarter Time
(C)	Captain
DNP	Did Not Play
No.	Uniform Number
ST	Steals
*	Game Starters
DR	Defensive Rebounds
OR	Offensive Rebounds
TO	Turnovers
+/-	Plus-Minus
FD	Fouls Drawn
PF	Fouls
TOT	Total Rebounds
AS	Assists
M/A	Made / Attempts
PTS	Points



Results
Resultados

Game 32

GER 68 vs 54 CAN
(20-14, 9-17, 16-11, 23-12)

Attendance: 9,564
Game Duration: 1:37

Referee: FRONCZAK Adam

Commissioner: van MEURS Nathalie

Umpires: OSEGUERA Jaime; WARMERDAM Saskia

Scoring by 5 min intervals:		Q1		Q2		Q3		Q4	
GER		8	20	29	29	39	45	56	68
CAN		5	14	25	31	35	42	47	54

GER - Germany

No.	Name	Sport Class	MIN	Field Goals		2 Points		3 Points		Free Throws		Rebounds			AS	TO	ST	BS	PF	FD	+/-	PTS	
				M/A	%	M/A	%	M/A	%	M/A	%	OR	DR	TOT									
*4	MILLER Mareike	4.5	40:00	8/16	50	8/14	57	0/2	0	6/9	67		5	5	6	2	2		3	6	14	22	
5	WELIN Johanna	2.0	DNP																				
*6	KUES Simone	1.0	12:01																		4	0	
7	PATZWALD Anne	1.0	5:50	1/1	100	1/1	100												1		-6	2	
*8	ZEYEN Annika	1.5	40:00	4/9	44	4/9	44			2/2	100		3	3	5	1			1	1	14	10	
9	FURST Laura	2.0	22:09	3/4	75	3/4	75						1	1	2				1		16	6	
10	SCHUNEMANN Gesche	4.5	6:08	0/2	0	0/2	0						1	1		1	1			1	-7	0	
*11	LINDHOLM Maya	2.5	17:51	2/4	50	2/4	50						3	3	3	1			2		-2	4	
12	BREUER Annabel	1.5	22:09	0/2	0	0/2	0			1/2	50		4	4	8				4	1	16	1	
13	BRIESSMANN Annegrit	1.0	DNP																				
*14	MOHNEN Marina (C)	4.5	33:52	11/20	55	11/20	55			1/2	50		1	5	6	9	1	3		3	3	21	23
15	GROSS Barbara	4.5	DNP																				
Team / Coach													1	4	5		2						
Totals				29/58	50	29/56	52	0/2	0	10/15	67		6	26	32	25	8	6		15	12	14	68
Coach		GLINICKI Holger																					
Assistant Coach		JAGLOWSKI Josef; GILES Chris (GBR)																					

CAN - Canada

No.	Name	Sport Class	MIN	Field Goals		2 Points		3 Points		Free Throws		Rebounds			AS	TO	ST	BS	PF	FD	+/-	PTS	
				M/A	%	M/A	%	M/A	%	M/A	%	OR	DR	TOT									
4	STEEVES Tamara	1.5	11:54	0/1	0	0/1	0						1	1						2	5	0	
*5	McLACHLAN Janet (C)	4.5	36:08	4/11	36	3/9	33	1/2	50				5	5	5	4	3	2	4	2	-15	9	
6	YOUNG Arinn	4.5	3:52										1	1	1						1	0	
*7	OUELLET Cindy (C)	3.5	40:00	9/21	43	9/19	47	0/2	0	5/9	56		2	4	6	3	5	1		1	9	-14	23
*8	LALONDE Rosalie	3.0	14:50	2/5	40	2/5	40			1/2	50		1	1		1			1	1	-18	5	
9	YAN Amanda	3.0	25:10	6/10	60	6/10	60			1/4	25		1	2	3	1	1		3	2	4	13	
*10	HARNOCK Katie	2.0	28:06	1/3	33	1/3	33						1	2	3	5			3		-19	2	
11	SALES Darda	4.0	DNP																				
12	FERGUSON Tracey	3.0	DNP																				
*13	JEWELLS Jamey	1.0	11:09										2	2							-15	0	
14	GAVEL Erica	4.5	DNP																				
15	HAWTIN Melanie	1.0	28:51	1/1	100	1/1	100						2	2			1				1	2	
Team / Coach													2	5	7		1						
Totals				23/52	44	22/48	46	1/4	25	7/15	47		6	25	31	15	12	5	2	12	16	-14	54
Coach		JOHNSON Bill																					
Assistant Coach		BROUGHTON Michael; MIYAZAKI Katie																					

	GER	CAN
Points from Turnovers	9	9
Points in the Paint	38 (19/30) 63%	26 (13/25) 52%
Second Chance Points	7	3
Fast Break Points	17	8
Bench Points	9	15

	GER	CAN
Biggest Lead	15	2
Biggest Scoring Run	6-0 (8-3)	8-0 (29-31)
Lead Changes		5
Times Tied		3
Time Leading	30:48	6:17

Legend:	
%	Shooting Percentage
BS	Blocked Shots
MIN	Minutes Played
Qx	Quarter Time
(C)	Captain
DNP	Did Not Play
No.	Uniform Number
ST	Steals
*	Game Starters
DR	Defensive Rebounds
OR	Offensive Rebounds
TO	Turnovers
+/-	Plus-Minus
FD	Fouls Drawn
PF	Fouls
TOT	Total Rebounds
AS	Assists
M/A	Made / Attempts
PTS	Points



Results
Resultados

Game 36

NED 50 vs 60 USA
(9-18, 12-13, 13-10, 16-19)

Attendance: 11,415
Game Duration: 1:29

Referee: PEIC Krunoslav

Commissioner: CONCEICAO Elias

Umpires: GAUTHIER Sebastien; REHLING Carsten

Scoring by 5 min intervals:		Q1		Q2		Q3		Q4	
NED		5	9	13	21	25	34	42	50
USA		8	18	27	31	35	41	47	60

NED - Netherlands

No.	Name	Sport Class	MIN	Field Goals		2 Points		3 Points		Free Throws		Rebounds			AS	TO	ST	BS	PF	FD	+/-	PTS
				M/A	%	M/A	%	M/A	%	M/A	%	OR	DR	TOT								
2	ARTS Ilse	1.5	DNP																			
*4	HUITZING Inge	4.5	28:33	5/13	38	5/13	38					1	7	8	8		1		2	1	-2	10
5	HOUWEN Lucie	3.0	DNP																			
*6	VISSER Jitske	1.0	40:00	2/6	33	2/4	50	0/2	0			2		2		1			2		-10	4
*7	OOSTERBAAN Roos	1.5	25:57	0/2	0	0/2	0					1	3	4	1	2		4		-9	0	
8	TIMMERMAN Sanne	4.5	8:49									2	2	3	1			2		2	0	
9	KRAMER Bo	4.5	4:54	0/3	0	0/3	0					1		1		1		2		-8	0	
11	KORVER Cher	2.5	16:19	1/5	20	1/5	20			0/2	0	1	2	3	1		1		1	1	2	
13	van BERGEN Barbara (C)	2.0	14:03	2/3	67	2/3	67					2	2	1	1		1	2	1	-1	4	
*14	de ROOIJ Carina	3.0	23:41	0/6	0	0/6	0					2	1	3	4	1		3		-11	0	
*15	BEIJER Mariska	4.0	37:44	14/28	50	14/28	50			2/5	40	3	9	12	1	3	3	1	1	6	-12	30
17	van LEEUWEN Evelyn	3.5	DNP																			
Team / Coach																						
Totals				24/66	36	24/64	38	0/2	0	2/7	29	13	26	39	19	11	5	2	16	11	-10	50
Coach		van der LINDEN Gertjan																				
Assistant Coach		SLOOF Irene																				

USA - United States of America

No.	Name	Sport Class	MIN	Field Goals		2 Points		3 Points		Free Throws		Rebounds			AS	TO	ST	BS	PF	FD	+/-	PTS
				M/A	%	M/A	%	M/A	%	M/A	%	OR	DR	TOT								
*2	GAENG Gail (C)	3.5	33:06	2/6	33	2/6	33			4/4	100	1	2	3	1	1		1	2	13	8	
4	BLUNK Megan	3.0	DNP																			
5	HUNTER Darlene	1.0	21:59	2/3	67	2/3	67					1	1	2		2		2		10	4	
8	SCHNEIDER Natalie	4.5	6:54	1/2	50	1/2	50									1			1	-3	2	
9	MILLER Desiree	3.5	21:59	3/8	38	3/8	38			2/2	100		6	6	6	2	1	3	2	10	8	
*10	POIST Jennifer	2.0	11:07										1	1	1					3	0	
11	ERSKINE Vanessa	1.0	DNP																			
*12	MURRAY Rebecca	2.5	39:10	6/11	55	6/11	55			1/2	50	1	3	4	7	1	1	3	4	14	13	
*15	HOLLERMANN Rose	3.5	40:00	8/17	47	8/17	47			1/3	33	3	14	17	4	2	1	1	6	10	17	
23	DUNKIN Abigail	3.5	DNP																			
*24	SCHWAB Christina (C)	2.5	18:51	3/7	43	2/6	33	1/1	100	1/2	50		2	2	3			1	1	-4	8	
33	SOLDAN Mackenzie	1.0	6:54	0/1	0	0/1	0						1	1		1				-3	0	
Team / Coach																						
Totals				25/55	45	24/54	44	1/1	100	9/13	69	6	32	38	22	11	3	1	11	16	10	60
Coach		WHEELER Stephanie																				
Assistant Coach		JOHNSON Lawrence; SPANGLER Amy																				

	NED	USA
Points from Turnovers	14	12
Points in the Paint	26 (13/35) 37%	26 (13/29) 45%
Second Chance Points	11	6
Fast Break Points	10	10
Bench Points	6	14

	NED	USA
Biggest Lead		16
Biggest Scoring Run	7-0 (34-37)	10-0 (9-22)
Lead Changes		
Times Tied		2
Time Leading	0:00	38:52

Legend:	
%	Shooting Percentage
BS	Blocked Shots
MIN	Minutes Played
Qx	Quarter Time
(C)	Captain
DNP	Did Not Play
No.	Uniform Number
ST	Steals
*	Game Starters
DR	Defensive Rebounds
OR	Offensive Rebounds
TO	Turnovers
+/-	Plus-Minus
FD	Fouls Drawn
PF	Fouls
TOT	Total Rebounds
AS	Assists
M/A	Made / Attempts
PTS	Points



Results Resultados

Game 37

ALG 33 vs 72 FRA
(5-23, 8-22, 8-18, 12-9)

Attendance: 9,055

Game Duration: 1:43

Referee: JELENIC Milutin

Commissioner: VERGOOSSEN Luc

Umpires: MAGALLANES Juan; ZAMPONI Maurizio

Scoring by 5 min intervals:	ALG	Q1		Q2		Q3		Q4	
		FRA	3	5	9	13	15	21	24
		15	23	33	45	54	63	71	72

ALG - Algeria

No.	Name	Sport Class	MIN	Field Goals		2 Points		3 Points		Free Throws		Rebounds			AS	TO	ST	BS	PF	FD	+/-	PTS	
				M/A	%	M/A	%	M/A	%	M/A	%	OR	DR	TOT									
4	MEHIMDA Nebia	3.0	5:23	1/4	25	1/4	25					3		3			1					-4	2
5	KHEDIR Naoual	4.0	11:21	1/3	33	1/3	33						1	1	2	3	1				2	-15	2
*6	GHOUL Yamina	1.5	34:58	0/2	0	0/2	0						1	1	1	4	2		3	1		-32	0
7	FOULANI Menouba	4.0	7:34	0/3	0	0/2	0	0/1	0	2/2	100		1	1					1	1		-6	2
8	MOUSSA Houria	3.0	12:47	1/3	33	1/3	33					1	1	2		2			2			-17	2
*9	KHEMGANI Djamilia (C)	4.0	28:39	4/11	36	2/7	29	2/4	50	2/2	100	1	5	6	5	4	1		2	4		-24	12
10	KEDJOUN Halima	1.5	13:52	0/2	0	0/2	0					2	1	3					2	1		-5	0
*11	SEMATI Dahbia	1.5	31:10									1	4	5		5			4			-41	0
12	ZAIRI Kheira	4.0	17:20	2/5	40	2/5	40						3	3	1	2	1		2	1		-9	4
13	SELLAMI Zohra	2.5	3:55													1						-2	0
*14	ABDELALI Samiha	2.5	17:55	2/8	25	2/7	29	0/1	0	0/2	0	1	1	2	4	2		3	1		-16	4	
*15	BOUBLAL Nourhane	4.5	15:06	1/2	50	1/2	50			3/4	75		5	5		4		2	1	3		-24	5
Team / Coach																							
Totals				12/43	28	10/37	27	2/6	33	7/10	70	8	26	34	11	37	8	2	20	14		-39	33
Coach		ZIGH Djawed																					
Assistant Coach		KISRANE Mohammed Tahar																					

FRA - France

No.	Name	Sport Class	MIN	Field Goals		2 Points		3 Points		Free Throws		Rebounds			AS	TO	ST	BS	PF	FD	+/-	PTS	
				M/A	%	M/A	%	M/A	%	M/A	%	OR	DR	TOT									
*4	AWAD Sandrella	1.0	28:29	1/3	33	1/3	33					2	1	3	1	4		1	2	1		30	2
5	FALL Oumy	2.5	13:36	2/4	50	2/4	50					1	2	3	1	2	1		1	2		9	4
6	COSTE Perrine	1.0	14:30													2			1			7	0
*7	ETAUARD-GLEMP Agnes	1.0	28:19	2/6	33	2/6	33					1	2	3	9	1	2		1			41	4
8	WATINE Juliette	2.0	13:44	3/5	60	3/5	60						3	3	2	4				1		7	6
*9	SAINT OMER-DELEPINE Fabienne	4.5	17:20	10/14	71	10/14	71			0/2	0	3	4	7	3	1	2		2	3		27	20
10	LAURENT Kathy	4.5	10:04	2/4	50	2/4	50					1	3	4	3	4	2	2	2			13	4
*11	MENARD Emilie	2.5	21:22	2/5	40	2/5	40			2/7	29		1	1	1	1	1		2	4		23	6
12	THIEURMEL Solenn	4.5	9:20	2/5	40	2/5	40			0/1	0	1	2	3			1		1	2		1	4
13	WEMBOLUA Grace	4.0	11:29	1/4	25	1/4	25					1	1	2	4							0	2
*14	BUSO Marianne	4.5	15:19	7/10	70	7/10	70			3/6	50	1	1	2	4		4			4		26	17
15	PICHON Angelique (C)	4.5	16:28	1/6	17	1/5	20	0/1	0	1/2	50		2	2	1	1	1		2	2		11	3
Team / Coach																							
Totals				33/66	50	33/65	51	0/1	0	6/18	33	13	24	37	29	20	14	3	14	20		39	72
Coach		MONTET Pascal																					

	ALG	FRA
Points from Turnovers	4	39
Points in the Paint	12 (6/24) 25%	56 (28/49) 57%
Second Chance Points	2	12
Fast Break Points	6	18
Bench Points	12	23

	ALG	FRA
Biggest Lead		47
Biggest Scoring Run	6-0 (33-72)	12-0 (0-12)
Lead Changes		
Times Tied		
Time Leading	0:00	39:53

Legend:			
%	Shooting Percentage	(C)	Captain
BS	Blocked Shots	DR	Defensive Rebounds
No.	Uniform Number	OR	Offensive Rebounds
ST	Steals	TO	Turnovers
*	Game Starters	FD	Fouls Drawn
+/-	Plus-Minus	PF	Fouls
M/A	Made / Attempts	TOT	Total Rebounds
PTS	Points		
AS	Assists		
MIN	Minutes Played		
Qx	Quarter Time		



Results
Resultados

Game 40

BRA 32 vs 63 GBR
(8-15, 6-16, 6-22, 12-10)

Attendance: 10,857
Game Duration: 1:29

Referee: WELLS Matt

Commissioner: SAUNDERS Charles

Umpires: KANNO Eisuke; ELAABID Youssef

Scoring by 5 min intervals:

	Q1		Q2		Q3		Q4	
BRA	4	8	10	14	14	20	24	32
GBR	10	15	23	31	43	53	59	63

BRA - Brazil

No.	Name	Sport Class	MIN	Field Goals		2 Points		3 Points		Free Throws		Rebounds			AS	TO	ST	BS	PF	FD	+/-	PTS	
				M/A	%	M/A	%	M/A	%	M/A	%	OR	DR	TOT									
4	SILVA Ivanilde	3.5	7:32	0/2	0	0/2	0						1	1							2	0	
*5	FARIAS Andreia	1.0	32:47	2/2	100	2/2	100					4	1	5					1			-22	4
*6	ASSUNCAO Perla (C)	2.0	40:00	4/18	22	4/16	25	0/2	0			2	2	4	2	2			1			-31	8
7	COSTA Lucicleia	2.5	13:15	1/5	20	1/5	20						1	1	1	1			1			-4	2
8	RAMOS Rosalia	1.5	7:13	0/2	0	0/2	0															-9	0
9	ROSA Ana Aurelia	3.5	19:41	0/3	0	0/3	0					1		1	1							-25	0
*10	SANTANA Jessica	2.5	26:45	0/10	0	0/10	0					1	2	3	2	1	1		2			-27	0
*11	VIEIRA Geisa	4.0	12:47	2/6	33	2/6	33					1	3	4					2	1		-8	4
12	MARTINS Lia	4.5	13:35	3/8	38	3/6	50	0/2	0	2/5	40	1	3	4	1				2	4		-11	8
13	MAIA Geisiane	3.0	DNP																				
14	KLOKLER Paola	4.0	DNP																				
*15	ALMEIDA Vileide	4.5	26:25	3/5	60	3/5	60			0/4	0			3	3	2	4	2	4	3		-20	6
Team / Coach													3	3		1							
Totals				15/61	25	15/57	26	0/4	0	2/9	22	8	19	27	11	9	5		13	8		-31	32
Coach		SAMPAIO Martoni																					
Assistant Coach		SOARES Francilidio																					

GBR - Great Britain

No.	Name	Sport Class	MIN	Field Goals		2 Points		3 Points		Free Throws		Rebounds			AS	TO	ST	BS	PF	FD	+/-	PTS	
				M/A	%	M/A	%	M/A	%	M/A	%	OR	DR	TOT									
4	MOORE Charlotte	1.0	7:12																1			6	0
*5	CARRIGILL Sophie (C)	1.0	28:08	1/1	100	1/1	100			1/1	100		2	2	1		2			3		29	3
6	GRIFFITHS Clare	1.5	22:30	1/2	50	1/2	50						2	2	2	1			1	1		18	2
*7	FREEMAN Helen (C)	4.0	30:28	6/11	55	6/11	55			1/4	25	1	12	13	10	1	3		2	5		25	13
*8	WILLIAMS Laurie	2.5	17:30	3/5	60	3/5	60								1				1			13	6
9	HAMER Judith	4.0	10:57	4/9	44	4/9	44						2	2		1						5	8
*10	CONROY Amy	4.0	25:19	6/8	75	6/8	75			3/4	75		9	9	2	2		1	1	3		24	15
11	MORROW Katie	4.5	8:36	3/4	75	3/4	75						2	2		1						12	6
12	EVANS Leah	2.5	7:34										1	1								-3	0
13	BARTLETT Jordanna	3.0	8:36	1/1	100	1/1	100						3	3		2						12	2
*14	HAIZELDEN Joy	2.5	19:16	3/7	43	3/7	43					1		1	1	1		2			8	6	
15	LOVE Robyn	3.5	13:54	1/3	33	1/3	33						3	3	2	1			1			6	2
Team / Coach													1	5	6		5						
Totals				29/51	57	29/51	57			5/9	56	3	41	44	19	15	6	1	8	13		31	63
Coach		THOMPSON Miles (USA)																					
Assistant Coach		PRICE Daniel (USA)																					

	BRA	GBR
Points from Turnovers	8	8
Points in the Paint	18 (9/18) 50%	38 (19/28) 68%
Second Chance Points	9	
Fast Break Points	4	14
Bench Points	10	20

	BRA	GBR
Biggest Lead		37
Biggest Scoring Run	8-0 (32-61)	14-0 (14-43)
Lead Changes		
Times Tied		
Time Leading	0:00	39:45

Legend:

%	Shooting Percentage	(C)	Captain	*	Game Starters	+/-	Plus-Minus	AS	Assists
BS	Blocked Shots	DNP	Did Not Play	DR	Defensive Rebounds	FD	Fouls Drawn	M/A	Made / Attempts
MIN	Minutes Played	No.	Uniform Number	OR	Offensive Rebounds	PF	Fouls	PTS	Points
Qx	Quarter Time	ST	Steals	TO	Turnovers	TOT	Total Rebounds		



Results
Resultados

Game 41

ARG 20 vs 59 GER
(6-21, 2-11, 12-17, 0-10)

Attendance: 3,681

Game Duration: 1:25

Referee: VILLARD Celine

Commissioner: VERGOOSSEN Luc

Umpires: WARMERDAM Saskia; MAGALLANES Juan

Scoring by 5 min intervals:		Q1		Q2		Q3		Q4	
ARG		4	6	6	8	14	20	20	20
GER		10	21	27	32	40	49	53	59

ARG - Argentina

No.	Name	Sport Class	MIN	Field Goals		2 Points		3 Points		Free Throws		Rebounds			AS	TO	ST	BS	PF	FD	+/-	PTS	
				M/A	%	M/A	%	M/A	%	M/A	%	OR	DR	TOT									
*4	CASTALDI Maria	2.0	16:10	0/1	0	0/1	0												1		-21	0	
5	SALCEDO Vanesa	1.0	21:03																2		-12	0	
6	CHIRINOS Maria	1.0	4:59									1		1							-6	0	
7	CABRERA Amelia	4.0	10:00																		-5	0	
8	CORONEL Maria (C)	2.0	DNP																				
*9	LINARI Silvia	4.0	26:24	2/12	17	2/12	17					5	5	2	1	2			1		-26	4	
10	CAPDEVILLE Mariana	4.5	13:50	0/5	0	0/5	0					2	4	6					1		-13	0	
*11	OLMEDO Julieta	2.5	25:00	1/6	17	1/6	17					2	2	4	1	2			3	1	-32	2	
*12	PALLARES Maria	4.0	34:45	3/24	13	3/20	15	0/4	0	2/2	100	1	9	10		2	1		1	1	-35	8	
*13	PEREZ Mariana	1.0	40:00	3/4	75	3/4	75								1	3			3	1	-39	6	
14	MOTURA Adriana	4.5	5:01	0/3	0	0/3	0						1	1					3		-4	0	
20	GONZALEZ Florencia	2.5	2:48																		-2	0	
Team / Coach												1	3	4		1							
Totals				9/55	16	9/51	18	0/4	0	2/2	100	7	24	31	4	9	3			15	3	-39	20
Coach		CARDARELLI Carlos																					
Assistant Coach		CAIRO Cesar; FERREYRA Valeria																					

GER - Germany

No.	Name	Sport Class	MIN	Field Goals		2 Points		3 Points		Free Throws		Rebounds			AS	TO	ST	BS	PF	FD	+/-	PTS	
				M/A	%	M/A	%	M/A	%	M/A	%	OR	DR	TOT									
4	MILLER Mareike	4.5	DNP																				
*5	WELIN Johanna	2.0	27:26	2/5	40	2/5	40			1/2	50	3	1	4	8	1				1	29	5	
6	KUES Simone	1.0	9:06														1				9	0	
*7	PATZWALD Anne	1.0	13:25							1/2	50				1		1		1	1	17	1	
8	ZEYEN Annika	1.5	10:00	3/3	100	3/3	100								1						5	6	
*9	FURST Laura	2.0	24:37	2/4	50	2/4	50			0/2	0				4				3	23	4		
*10	SCHUNEMANN Gesche	4.5	30:00	8/17	47	8/16	50	0/1	0	4/8	50	2	16	18	5	1			7	34	20		
11	LINDHOLM Maya	2.5	10:00	1/5	20	1/5	20								1						5	2	
12	BREUER Annabel	1.5	13:50	1/4	25	1/4	25			1/2	50		3	3	1	2	1			1	13	3	
13	BRIESSMANN Annegrit	1.0	21:36										1	1			1				21	0	
14	MOHNEN Marina (C)	4.5	DNP																				
*15	GROSS Barbara	4.5	40:00	9/15	60	9/15	60			0/2	0	2	15	17	5	1	1		2	2	39	18	
Team / Coach												1	2	3									
Totals				26/53	49	26/52	50	0/1	0	7/18	39	8	38	46	25	6	5			3	15	39	59
Coach		GLINICKI Holger																					
Assistant Coach		JAGLOWSKI Josef; GILES Chris (GBR)																					

	ARG	GER
Points from Turnovers		6
Points in the Paint	4 (2/9) 22%	34 (17/28) 61%
Second Chance Points		7
Fast Break Points		5
Bench Points		11

	ARG	GER
Biggest Lead		39
Biggest Scoring Run	4-0 (16-40)	20-0 (6-32)
Lead Changes		
Times Tied		2
Time Leading	0:00	38:57

Legend:	
%	Shooting Percentage
BS	Blocked Shots
MIN	Minutes Played
Qx	Quarter Time
(C)	Captain
DNP	Did Not Play
No.	Uniform Number
ST	Steals
*	Game Starters
DR	Defensive Rebounds
OR	Offensive Rebounds
TO	Turnovers
+/-	Plus-Minus
FD	Fouls Drawn
PF	Fouls
TOT	Total Rebounds
AS	Assists
M/A	Made / Attempts
PTS	Points



Results Resultados

Game 42

USA 65 vs 15 ALG
(19-4, 12-4, 20-2, 14-5)

Attendance: 2,332
Game Duration: 1:16

Referee: QUINTANA Mati

Commissioner: van MEURS Nathalie

Umpires: LAPOINTE Alexandre; WOOD Benjamin

Scoring by 5 min intervals:	USA ALG	Q1		Q2		Q3		Q4	
		12	19	27	31	41	51	57	65
		2	4	6	8	10	10	13	15

USA - United States of America

No.	Name	Sport Class	MIN	Field Goals		2 Points		3 Points		Free Throws		Rebounds			AS	TO	ST	BS	PF	FD	+/-	PTS
				M/A	%	M/A	%	M/A	%	M/A	%	OR	DR	TOT								
*2	GAENG Gail (C)	3.5	10:54	1/4	25	1/4	25					2	2	4	1	2			1		10	2
4	BLUNK Megan	3.0	24:58	5/9	56	5/9	56			2/3	67		1	1	4	3	1			2	32	12
*5	HUNTER Darlene	1.0	10:00	1/1	100	1/1	100						1	1	1		1			1	15	2
8	SCHNEIDER Natalie	4.5	24:08	7/16	44	7/16	44					4	5	9	4		3			1	35	14
*9	MILLER Desiree	3.5	11:45	1/4	25	1/4	25						1	1	3					1	20	2
10	POIST Jennifer	2.0	25:52													1					27	0
11	ERSKINE Vanessa	1.0	20:00									2	4	6							27	0
*12	MURRAY Rebecca	2.5	20:00	4/10	40	4/10	40						3	3	1						23	8
*15	HOLLERMANN Rose	3.5	13:17	5/6	83	5/6	83					2	1	3	2						13	10
23	DUNKIN Abigail	3.5	24:58	6/16	38	6/16	38			1/2	50	3	7	10	6	2	1	1		1	32	13
24	SCHWAB Christina (C)	2.5	10:00	1/2	50	1/2	50						2	2			1			1	8	2
33	SOLDAN Mackenzie	1.0	4:08									1		1			1				8	0
Team / Coach																						
Totals				31/68	46	31/68	46			3/5	60	14	39	53	22	8	8	1	1	7	50	65
Coach		WHEELER Stephanie																				
Assistant Coach		JOHNSON Lawrence										SPANGLER Amy										

ALG - Algeria

No.	Name	Sport Class	MIN	Field Goals		2 Points		3 Points		Free Throws		Rebounds			AS	TO	ST	BS	PF	FD	+/-	PTS
				M/A	%	M/A	%	M/A	%	M/A	%	OR	DR	TOT								
*4	MEHIMDA Nebia	3.0	12:04	0/1	0	0/1	0								1				1	1	-21	0
5	KHEDIR Naoual	4.0	2:40												3						-4	0
*6	GHOUL Yamina	1.5	27:32	1/2	50	1/2	50									1					-35	2
7	FOULANI Menouba	4.0	3:34	0/4	0	0/4	0					2		2							-3	0
*8	MOUSSA Houria	3.0	12:04	0/1	0	0/1	0					2	2		3			1			-21	0
*9	KHEMGANI Djamilia (C)	4.0	33:46	4/21	19	4/13	31	0/8	0			8	8		2	3		2			-43	8
10	KEDJOUN Halima	1.5	13:09	0/3	0	0/3	0								1						-15	0
11	SEMATI Dahbia	1.5	27:56	0/1	0	0/1	0						3	3							-29	0
12	ZAIRI Kheira	4.0	13:09	1/6	17	0/4	0	1/2	50			1	5	6							-15	3
13	SELLAMI Zohra	2.5	25:11	0/1	0	0/1	0								1	1					-27	0
*14	ABDELALI Samiha	2.5	14:08	0/2	0	0/1	0	0/1	0			1	1	1	3			2			-23	0
15	BOUBLAL Nourhane	4.5	14:47	1/11	9	1/11	9					1	3	4				1			-14	2
Team / Coach																						
Totals				7/53	13	6/42	14	1/11	9			5	23	28	1	17	7		7	1	-50	15
Coach		ZIGH Djawed																				
Assistant Coach		KISRANE Mohammed Tahar																				

	USA	ALG
Points from Turnovers	14	4
Points in the Paint	36 (18/37) 49%	4 (2/16) 13%
Second Chance Points	15	2
Fast Break Points	15	
Bench Points	41	5

	USA	ALG
Biggest Lead	50	
Biggest Scoring Run	19-0 (55-10)	3-0 (55-13)
Lead Changes		
Times Tied		
Time Leading	39:47	0:00

Legend:	
%	Shooting Percentage
BS	Blocked Shots
No.	Uniform Number
ST	Steals
(C)	Captain
DR	Defensive Rebounds
OR	Offensive Rebounds
TO	Turnovers
*	Game Starters
FD	Fouls Drawn
PF	Fouls
TOT	Total Rebounds
+/-	Plus-Minus
M/A	Made / Attempts
PTS	Points
AS	Assists
MIN	Minutes Played
Qx	Quarter Time



Results
Resultados

Game 43

CHN 29 vs 62 NED
(13-14, 3-17, 3-15, 10-16)

Attendance: 6,307
Game Duration: 1:29

Referee: URUNUELA Juan
Umpires: HAINES Philip; MOSEYA Arnold

Commissioner: MARSON Stefania

Scoring by 5 min intervals:	CHN	Q1	Q2	Q3	Q4	NED
		7	13	16	16	17
		6	14	28	31	39
				17	19	23
				39	46	53
						29
						62

CHN - People's Republic of China

No.	Name	Sport Class	MIN	Field Goals		2 Points		3 Points		Free Throws		Rebounds			AS	TO	ST	BS	PF	FD	+/-	PTS		
				M/A	%	M/A	%	M/A	%	M/A	%	OR	DR	TOT										
4	LEI Tianjiao	4.5	13:33	3/4	75	3/4	75						1	1		2	1			1	-12	6		
*5	CHEN Xuejing	1.0	31:18	2/4	50	2/4	50					2	3	5		2	1			1	1	-23	4	
6	WANG Xiaoyan	4.0	7:49	1/4	25	1/4	25			0/2	0		1	1					1	1	-3	2		
*7	LYU Guidi	4.0	29:50	2/6	33	2/6	33					1	4	5	1	2			4	1	-23	4		
*8	LONG Yun (C)	1.5	25:25	0/6	0	0/6	0					1	1	1	4	2	1		1	1	-22	0		
9	CHENG Haizhen	4.5	7:53	0/3	0	0/3	0						1	1		1			2		-9	0		
*10	LIN Suiling	3.0	27:49	3/5	60	3/5	60					1	2	3	4	1			1		-24	6		
*11	DAI Jiameng	4.5	20:55	1/6	17	1/6	17			3/6	50		3	3	1	4			2	4	-19	5		
12	DENG Mingzhu	2.0	19:08	1/7	14	1/7	14						2	2		3	2		2		-15	2		
13	Li Yanhua	1.5	11:35	0/2	0	0/2	0						1	1			1		1		-12	0		
14	HUANG Siting	2.5	4:45	0/2	0	0/2	0						1	1					1		-3	0		
15	CHEN Damei	3.0	DNP																					
Team / Coach													1	1	2		3							
Totals						13/49	27	13/49	27			3/8	38	6	20	26	10	20	6		15	8	-33	29
Coach		XU Yuansheng																						
Assistant Coach		WANG Zhidan																						

NED - Netherlands

No.	Name	Sport Class	MIN	Field Goals		2 Points		3 Points		Free Throws		Rebounds			AS	TO	ST	BS	PF	FD	+/-	PTS		
				M/A	%	M/A	%	M/A	%	M/A	%	OR	DR	TOT										
2	ARTS Ilse	1.5	9:41											1	1	1					17	0		
*4	HUITZING Inge	4.5	23:55	11/20	55	11/20	55			0/1	0	3	4	7	1	3	1			3	21	22		
5	HOUWEN Lucie	3.0	7:15	1/1	100	1/1	100			3/3	100					1			1	3	3	5		
*6	VISSER Jitske	1.0	28:52	2/4	50	2/4	50					4	4	8	3		3		1		28	4		
*7	OOSTERBAAN Roos	1.5	21:08	1/2	50	1/2	50					1	2	3	1	3					6	2		
8	TIMMERMAN Sanne	4.5	6:24	3/4	75	3/4	75						3	3	1	1				1	8	6		
9	KRAMER Bo	4.5	12:22	4/8	50	4/8	50					1	2	3	1		1		1		9	8		
11	KORVER Cher	2.5	19:34	1/5	20	1/5	20			1/2	50	2	1	3	4	4	4	1		1	17	3		
13	van BERGEN Barbara (C)	2.0	20:19	0/2	0	0/2	0			0/2	0		2	2			1	1	2	2	15	0		
*14	de ROOIJ Carina	3.0	20:26	2/4	50	2/4	50			0/1	0	2	1	3	2	1			1	2	16	4		
*15	BEIJER Mariska	4.0	20:42	3/10	30	3/10	30			1/2	50	3	8	11	1	1			2	2	16	7		
17	van LEEUWEN Evelyn	3.5	9:22	0/4	0	0/4	0			1/2	50	1	1	2					1		9	1		
Team / Coach													1	4	5									
Totals						28/64	44	28/64	44			6/13	46	18	32	50	15	15	11	2	8	15	33	62
Coach		van der LINDEN Gertjan																						
Assistant Coach		SLOOF Irene																						

	CHN	NED
Points from Turnovers	6	23
Points in the Paint	10 (5/27) 19%	34 (17/38) 45%
Second Chance Points	8	14
Fast Break Points	1	8
Bench Points	10	23

	CHN	NED
Biggest Lead	3	33
Biggest Scoring Run	4-0 (9-6)	15-0 (16-37)
Lead Changes	7	
Times Tied		
Time Leading	7:55	31:44

Legend:	
%	Shooting Percentage
BS	Blocked Shots
MIN	Minutes Played
Qx	Quarter Time
(C)	Captain
DNP	Did Not Play
No.	Uniform Number
ST	Steals
*	Game Starters
DR	Defensive Rebounds
OR	Offensive Rebounds
TO	Turnovers
+/-	Plus-Minus
FD	Fouls Drawn
PF	Fouls
TOT	Total Rebounds
AS	Assists
M/A	Made / Attempts
PTS	Points



Results Resultados

Game 44

CAN 82 vs 49 BRA
(24-12, 25-10, 19-12, 14-15)

Attendance: 4,304
Game Duration: 1:25

Referee: LEE Jae Geun

Commissioner: van MEURS Nathalie

Umpires: RADYKAS Linas; MOLINA Karen

Scoring by 5 min intervals:		Q1		Q2		Q3		Q4	
CAN		12	24	35	49	58	68	78	82
BRA		8	12	14	22	24	34	38	49

CAN - Canada

No.	Name	Sport Class	MIN	Field Goals		2 Points		3 Points		Free Throws		Rebounds			AS	TO	ST	BS	PF	FD	+/-	PTS		
				M/A	%	M/A	%	M/A	%	M/A	%	OR	DR	TOT										
4	STEEVES Tamara	1.5	11:23	2/3	67	2/3	67						3	3	1	1			1		3	4		
*5	McLACHLAN Janet (C)	4.5	18:32	7/8	88	7/8	88			2/2	100		10	10	3	2			1	2	25	16		
6	YOUNG Arinn	4.5	12:59	11/14	79	11/13	85	0/1	0				3	3		1					13	22		
*7	OUELLET Cindy (C)	3.5	30:00	9/13	69	9/13	69			2/4	50		3	3	6	12				1	4	34	20	
8	LALONDE Rosalie	3.0	13:08	5/5	100	5/5	100						1	1	2	2	1	2		4	1	21	10	
9	YAN Amanda	3.0	7:03	0/1	0	0/1	0							1	1				1			4	0	
*10	HARNOCK Katie	2.0	18:17	3/5	60	3/5	60						1		1	5	1	1			1	19	6	
11	SALES Darda	4.0	11:48	1/1	100	1/1	100						1	2	3	1	1			1		-2	2	
*12	FERGUSON Tracey	3.0	18:28	1/1	100	1/1	100						4	4	5	3					1	7	2	
*13	JEWELLS Jamey	1.0	21:08	0/4	0	0/4	0			0/2	0			3	3	1				3	2	16	0	
14	GAVEL Erica	4.5	10:00	0/2	0	0/2	0							3	3	4	1					-1	0	
15	HAWTIN Melanie	1.0	27:14	0/1	0	0/1	0							1	1		1			2		26	0	
Team / Coach																								
Totals				39/58	67	39/57	68	0/1	0	4/8	50		1	3	4		1				14	11	33	82
Coach		JOHNSON Bill																						
Assistant Coach		BROUGHTON Michael										MIYAZAKI Katie												

BRA - Brazil

No.	Name	Sport Class	MIN	Field Goals		2 Points		3 Points		Free Throws		Rebounds			AS	TO	ST	BS	PF	FD	+/-	PTS			
				M/A	%	M/A	%	M/A	%	M/A	%	OR	DR	TOT											
4	SILVA Ivanilde	3.5	DNP																						
5	FARIAS Andrea	1.0	31:42	2/6	33	2/6	33						2		2	2		1	1		2	-23	4		
*6	ASSUNCAO Perla (C)	2.0	40:00	4/14	29	4/13	31	0/1	0	0/2	0		2		2	5	2			2	1	-33	8		
7	COSTA Lucicleia	2.5	1:35																1			-4	0		
*8	RAMOS Rosalia	1.5	17:12	0/1	0	0/1	0												1			-7	0		
*9	ROSA Ana Aurelia	3.5	10:39	1/1	100	1/1	100								1							-14	2		
*10	SANTANA Jessica	2.5	29:31	4/12	33	4/11	36	0/1	0				2	1	3	5	2	5		3		-32	8		
11	VIEIRA Geisa	4.0	5:38	2/2	100	2/2	100			0/1	0		1	1	2						1	-4	4		
*12	MARTINS Lia	4.5	19:33	4/12	33	4/11	36	0/1	0	1/3	33		3	3		1	1				6	-11	9		
13	MAIA Geisiane	3.0	DNP																						
14	KLOKLER Paola	4.0	14:49	1/5	20	1/5	20						1	1	2				2			-18	2		
15	ALMEIDA Vileide	4.5	29:21	6/15	40	6/15	40			0/1	0		1	7	8	6	2	3		2	4	-19	12		
Team / Coach																									
Totals				24/68	35	24/65	37	0/3	0	1/7	14		1	1	1		2				11	10	1	11	49
Coach		SAMPAIO Martoni																							
Assistant Coach		SOARES Francilidio																							

	CAN	BRA
Points from Turnovers	15	4
Points in the Paint	62 (31/41) 76%	36 (18/37) 49%
Second Chance Points	7	
Fast Break Points	14	22
Bench Points	38	22

	CAN	BRA
Biggest Lead	42	
Biggest Scoring Run	12-0 (76-34)	7-0 (80-45)
Lead Changes		
Times Tied		
Time Leading	39:40	0:00

Legend:	
%	Shooting Percentage
BS	Blocked Shots
MIN	Minutes Played
Qx	Quarter Time
(C)	Captain
DNP	Did Not Play
No.	Uniform Number
ST	Steals
*	Game Starters
DR	Defensive Rebounds
OR	Offensive Rebounds
TO	Turnovers
+/-	Plus-Minus
FD	Fouls Drawn
PF	Fouls
TOT	Total Rebounds
AS	Assists
M/A	Made / Attempts
PTS	Points



Results Resultados

Game 51

ALG 38 vs 53 ARG
(10-14, 6-16, 8-14, 14-9)

Attendance: 1,340
Game Duration: 1:38

Referee: OSEGUERA Jaime

Commissioner: SAUNDERS Charles

Umpires: REHLING Carsten; HAINES Philip

Scoring by 5 min intervals:	ALG	Q1	Q2	Q3	Q4	ARG			
		3	10	12	16	18	24	32	38
		6	14	24	30	38	44	47	53

ALG - Algeria

No.	Name	Sport Class	MIN	Field Goals		2 Points		3 Points		Free Throws		Rebounds			AS	TO	ST	BS	PF	FD	+/-	PTS
				M/A	%	M/A	%	M/A	%	M/A	%	OR	DR	TOT								
4	MEHIMDA Nebia	3.0	10:23	0/2	0	0/2	0			0/2	0				1					1	-10	0
5	KHEDIR Naoual	4.0	4:30	1/2	50	1/2	50								2				2		-2	2
*6	GHOUL Yamina	1.5	31:35	3/7	43	3/7	43						3	3	1		1				-7	6
7	FOULANI Menouba	4.0	10:00	6/11	55	6/11	55			0/3	0	2	1	3		3	1		1	2	5	12
8	MOUSSA Houria	3.0	10:23	0/2	0	0/2	0			2/4	50				1	2			1	2	-10	2
*9	KHEMGANI Djamilia (C)	4.0	22:44	2/2	100	2/2	100			1/2	50		1	1	5	3	2		1	2	-14	5
10	KEDJOUN Halima	1.5	9:26	1/2	50	1/2	50					1		1		2			2		-10	2
*11	SEMATI Dahbia	1.5	28:36	1/4	25	1/4	25			1/2	50	1	2	3	1	2	1		1	1	-3	3
12	ZAIRI Kheira	4.0	10:00	0/5	0	0/5	0			0/2	0	2	4	6	2	1	1		1	1	-6	0
13	SELLAMI Zohra	2.5	DNP																			
*14	ABDELALI Samiha	2.5	40:00	2/12	17	2/12	17			0/3	0	3	1	4	7	2	7		1	6	-15	4
*15	BOUBLAL Nourhane	4.5	22:23	1/4	25	1/4	25			0/2	0		5	5		1			2	2	-3	2
Team / Coach																						
Totals				17/53	32	17/53	32			4/20	20	10	20	30	18	22	12	1	12	17	-15	38
Coach		ZIGH Djawed																				
Assistant Coach		KISRANE Mohammed Tahar																				

ARG - Argentina

No.	Name	Sport Class	MIN	Field Goals		2 Points		3 Points		Free Throws		Rebounds			AS	TO	ST	BS	PF	FD	+/-	PTS
				M/A	%	M/A	%	M/A	%	M/A	%	OR	DR	TOT								
4	CASTALDI Maria	2.0	1:20																		-2	0
5	SALCEDO Vanesa	1.0	7:36	0/1	0	0/1	0								2						-6	0
6	CHIRINOS Maria	1.0	9:07									2	2		1	1			1		-1	0
7	CABRERA Amelia	4.0	5:03	0/2	0	0/2	0					1	1	1		1					-5	0
*8	CORONEL Maria (C)	2.0	30:12	2/2	100	2/2	100					3	3	1	1				1		20	4
*9	LINARI Silvia	4.0	33:05	5/12	42	5/11	45	0/1	0	0/2	0	2	9	11	2	7	1		3	2	15	10
10	CAPDEVILLE Mariana	4.5	12:00	1/4	25	1/4	25					1	1						2		10	2
*11	OLMEDO Julieta	2.5	35:20	5/8	63	5/8	63					2	2	4	8	5	1		2	3	14	10
*12	PALLARES Maria	4.0	27:09	12/19	63	12/19	63			0/1	0	2	5	7		5	1		4	3	13	24
*13	PEREZ Mariana	1.0	32:17	1/3	33	1/3	33			1/1	100		3	3	1	3			4	2	17	3
14	MOTURA Adriana	4.5	4:07	0/2	0	0/2	0			0/2	0	1		1						1	0	0
20	GONZALEZ Florencia	2.5	2:44										1	1		1					0	0
Team / Coach																						
Totals				26/53	49	26/52	50	0/1	0	1/6	17	9	34	43	13	27	5		17	11	15	53
Coach		CARDARELLI Carlos																				
Assistant Coach		CAIRO Cesar																				

	ALG	ARG
Points from Turnovers	14	20
Points in the Paint	32 (16/44) 36%	40 (20/40) 50%
Second Chance Points	6	8
Fast Break Points	21	14
Bench Points	18	2

	ALG	ARG
Biggest Lead		23
Biggest Scoring Run	10-0 (34-47)	10-0 (12-28)
Lead Changes		
Times Tied		
Time Leading	0:00	38:59

Legend:	
%	Shooting Percentage
BS	Blocked Shots
MIN	Minutes Played
Qx	Quarter Time
(C)	Captain
DNP	Did Not Play
No.	Uniform Number
ST	Steals
*	Game Starters
DR	Defensive Rebounds
OR	Offensive Rebounds
TO	Turnovers
+/-	Plus-Minus
FD	Fouls Drawn
PF	Fouls
TOT	Total Rebounds
AS	Assists
M/A	Made / Attempts
PTS	Points



Results Resultados

Game 53

NED 78 vs 60 CAN
(19-18, 23-11, 18-20, 18-11)

Attendance: 1,750

Game Duration: 1:32

Referee: MATHIAS Gustavo

Commissioner: CONCEICAO Elias

Umpires: ROJA Cristian; QUINTANA Mati

Scoring by 5 min intervals:		Q1		Q2		Q3		Q4	
NED		7	19	31	42	52	60	68	78
CAN		12	18	25	29	39	49	53	60

NED - Netherlands

No.	Name	Sport Class	MIN	Field Goals		2 Points		3 Points		Free Throws		Rebounds			AS	TO	ST	BS	PF	FD	+/-	PTS
				M/A	%	M/A	%	M/A	%	M/A	%	OR	DR	TOT								
2	ARTS Ilse	1.5	3:46									1	1						1		1	0
*4	HUITZING Inge	4.5	31:17	7/16	44	7/16	44			3/3	100	1	6	7	7	2	1		2	4	9	17
5	HOUWEN Lucie	3.0	DNP																			
*6	VISSER Jitske	1.0	39:53	3/11	27	3/11	27					3	1	4	3	3	1	1	1		18	6
*7	OOSTERBAAN Roos	1.5	30:41	2/7	29	2/7	29			0/2	0	3		3	1					1	7	4
8	TIMMERMAN Sanne	4.5	2:15	2/2	100	2/2	100			2/2	100	1		1						1	4	6
9	KRAMER Bo	4.5	8:43	3/6	50	3/6	50					2	3	5	1			1	1	1	9	6
11	KORVER Cher	2.5	9:30	1/3	33	1/3	33					1	2	3	1						16	2
13	van BERGEN Barbara (C)	2.0	5:40	0/1	0	0/1	0					1		1							10	0
*14	de ROOIJ Carina	3.0	30:30	3/10	30	3/10	30					4	2	6	4	1			2	2	2	6
*15	BEIJER Mariska	4.0	37:45	14/21	67	14/21	67			3/8	38	4	10	14	4	2	4	1	1	6	14	31
17	van LEEUWEN Evelyn	3.5	DNP																			
Team / Coach												1	1	2		1						
Totals				35/77	45	35/77	45			8/15	53	21	27	48	21	9	6	3	8	15	18	78
Coach		van der LINDEN Gertjan																				
Assistant Coach		SLOOF Irene																				

CAN - Canada

No.	Name	Sport Class	MIN	Field Goals		2 Points		3 Points		Free Throws		Rebounds			AS	TO	ST	BS	PF	FD	+/-	PTS
				M/A	%	M/A	%	M/A	%	M/A	%	OR	DR	TOT								
4	STEEVES Tamara	1.5	1:45	0/1	0	0/1	0														-2	0
*5	McLACHLAN Janet (C)	4.5	36:54	8/15	53	8/13	62	0/2	0	2/2	100	2	9	11	5	5		2	3	2	-15	18
6	YOUNG Arinn	4.5	3:06										2	2							-3	0
*7	OUELLET Cindy (C)	3.5	39:17	10/24	42	10/24	42			0/2	0	1	1	2	5	4			5	1	-17	20
8	LALONDE Rosalie	3.0	28:03	4/7	57	4/7	57			1/2	50	2		2	3	2	1		3	4	-20	9
9	YAN Amanda	3.0	1:52	1/1	100	1/1	100			1/1	100								1	1	-2	3
*10	HARNOCK Katie	2.0	38:15	4/7	57	4/6	67	0/1	0				4	4	4				1		-16	8
11	SALES Darda	4.0	DNP																			
*12	FERGUSON Tracey	3.0	10:48	0/1	0	0/1	0						2	2	2				1		3	0
*13	JEWELLS Jamey	1.0	20:03	0/1	0	0/1	0					1		1	2				1		-6	0
14	GAVEL Erica	4.5	DNP																			
15	HAWTIN Melanie	1.0	19:57	1/2	50	1/2	50						1	1		2			1		-12	2
Team / Coach													3	3		2						
Totals				28/59	47	28/56	50	0/3	0	4/7	57	6	22	28	21	13	1	2	16	8	-18	60
Coach		JOHNSON Bill																				
Assistant Coach		BROUGHTON Michael										MIYAZAKI Katie										

	NED	CAN
Points from Turnovers	11	4
Points in the Paint	44 (22/37) 59%	24 (12/22) 55%
Second Chance Points	24	6
Fast Break Points	15	21
Bench Points	14	14

	NED	CAN
Biggest Lead	20	5
Biggest Scoring Run	8-0 (44-29)	6-0 (5-10)
Lead Changes		7
Times Tied		1
Time Leading	30:59	8:29

Legend:			
%	Shooting Percentage	(C)	Captain
BS	Blocked Shots	DNP	Did Not Play
MIN	Minutes Played	No.	Uniform Number
Qx	Quarter Time	ST	Steals
*	Game Starters	DR	Defensive Rebounds
+/-	Plus-Minus	OR	Offensive Rebounds
AS	Assists	PF	Fouls
M/A	Made / Attempts	TOT	Total Rebounds
PTS	Points		



Results Resultados

Game 52

GER 76 vs 28 FRA
(14-5, 20-11, 16-3, 26-9)

Attendance: 4,127

Game Duration: 1:30

Referee: KUERZI Bill

Commissioner: CONCEICAO Elias

Umpires: WELLS Matt; PEIC Krunoslav

Scoring by 5 min intervals:	GER	Q1	Q2	Q3	Q4	FRA
		6	14	22	34	42
		4	5	10	16	16
				42	50	63
				16	19	23
						76
						28

GER - Germany

No.	Name	Sport Class	MIN	Field Goals		2 Points		3 Points		Free Throws		Rebounds			AS	TO	ST	BS	PF	FD	+/-	PTS
				M/A	%	M/A	%	M/A	%	M/A	%	OR	DR	TOT								
*4	MILLER Mareike	4.5	24:21	11/15	73	11/15	73					1	2	3	3	1	1			2	31	22
5	WELIN Johanna	2.0	10:00	0/1	0	0/1	0							1							13	0
6	KUES Simone	1.0	10:00	3/3	100	3/3	100						2	2	1						13	6
*7	PATZWALD Anne	1.0	14:33	1/1	100	1/1	100			0/1	0		2	2	1				1	1	17	2
*8	ZEYEN Annika	1.5	24:33	3/3	100	3/3	100			3/4	75	1	3	4	3	2			1	2	26	9
9	FURST Laura	2.0	20:00	2/2	100	2/2	100			1/2	50	2	2	1		1			1	1	22	5
10	SCHUNEMANN Gesche	4.5	25:17	2/9	22	2/9	22			3/5	60	3	11	14	14	2	1	1	2	4	31	7
*11	LINDHOLM Maya	2.5	20:00	2/2	100	2/2	100			1/1	100		1	1	4	1	2		1	1	26	5
12	BREUER Annabel	1.5	15:27	0/1	0	0/1	0					1	2	3	2						18	0
13	BRIESSMANN Annegrit	1.0	5:27	2/2	100	2/2	100														9	4
*14	MOHNEN Marina (C)	4.5	24:11	7/12	58	7/12	58						4	4	2	2		1	1	1	29	14
15	GROSS Barbara	4.5	6:11	1/3	33	1/3	33										1	2	1		5	2
Team / Coach																						
Totals				34/54	63	34/54	63			8/13	62	9	31	40	32	9	6	4	8	12	48	76
Coach		GLINICKI Holger																				
Assistant Coach		JAGLOWSKI Josef										GILES Chris (GBR)										

FRA - France

No.	Name	Sport Class	MIN	Field Goals		2 Points		3 Points		Free Throws		Rebounds			AS	TO	ST	BS	PF	FD	+/-	PTS
				M/A	%	M/A	%	M/A	%	M/A	%	OR	DR	TOT								
*4	AWAD Sandrella	1.0	31:56	0/1	0	0/1	0					1	3	4		2			1		-40	0
5	FALL Oumy	2.5	7:27										1	1					1		-13	0
6	COSTE Perrine	1.0	8:04																		-8	0
*7	ETAUARD-GLEMP Agnes	1.0	33:41	4/6	67	4/6	67					1		1	2	2					-38	8
8	WATINE Juliette	2.0	6:19	0/1	0	0/1	0						1	1					2		-10	0
*9	SAINT OMER-DELEPINE Fabienne	4.5	16:26	2/9	22	2/9	22					1	3	4		1			1		-15	4
10	LAURENT Kathy	4.5	7:57	2/7	29	2/7	29			1/1	100				1				3	1	-9	5
*11	MENARD Emilie	2.5	32:33	2/8	25	2/7	29	0/1	0	1/2	50	4	3	7	1				1	2	-35	5
12	THIEURMEL Solenn	4.5	2:43	0/2	0	0/2	0														-4	0
13	WEMBOLUA Grace	4.0	6:19	0/2	0	0/2	0								2				1		-10	0
*14	BUSO Marianne	4.5	30:14	1/8	13	1/8	13			2/6	33	1	1	2		2		1	2	4	-37	4
15	PICHON Angelique (C)	4.5	16:21	1/8	13	1/8	13						1	1	2	1				1	-21	2
Team / Coach																						
Totals				12/52	23	12/51	24	0/1	0	4/9	44	9	15	24	6	14	2	1	12	8	-48	28
Coach		MONTET Pascal																				

	GER	FRA
Points from Turnovers	20	2
Points in the Paint	58 (29/42) 69%	12 (6/23) 26%
Second Chance Points	10	2
Fast Break Points	18	2
Bench Points	24	7

	GER	FRA
Biggest Lead	48	2
Biggest Scoring Run	10-0 (42-16)	3-0 (22-10)
Lead Changes		1
Times Tied		1
Time Leading	37:55	0:26

Legend:	
%	Shooting Percentage
BS	Blocked Shots
No.	Uniform Number
ST	Steals
(C)	Captain
DR	Defensive Rebounds
OR	Offensive Rebounds
TO	Turnovers
*	Game Starters
FD	Fouls Drawn
PF	Fouls
TOT	Total Rebounds
+/-	Plus-Minus
M/A	Made / Attempts
PTS	Points
AS	Assists
MIN	Minutes Played
Qx	Quarter Time



Results Resultados

Game 54

GBR 57 vs 38 CHN
(18-12, 17-7, 14-7, 8-12)

Attendance: 4,886

Game Duration: 1:24

Referee: GAUTHIER Sebastien
Umpires: RADYKAS Linas; PAJER Tomas

Commissioner: NISHIMURA Taichi

Scoring by 5 min intervals:	GBR	Q1	Q2	Q3	Q4	CHN
		10	18	24	35	43
		8	12	16	19	24
				43	49	53
				24	26	30
						57
						38

GBR - Great Britain

No.	Name	Sport Class	MIN	Field Goals		2 Points		3 Points		Free Throws		Rebounds			AS	TO	ST	BS	PF	FD	+/-	PTS	
				M/A	%	M/A	%	M/A	%	M/A	%	OR	DR	TOT									
4	MOORE Charlotte	1.0	10:42																		2	0	
*5	CARRIGILL Sophie (C)	1.0	28:33	0/1	0	0/1	0					2		2		2				1		19	0
6	GRIFFITHS Clare	1.5	18:42	1/6	17	1/6	17						2	2			1					19	2
*7	FREEMAN Helen (C)	4.0	39:15	11/22	50	10/21	48	1/1	100	1/4	25	4	7	11	11	2	1	2	3	10	21	24	
*8	WILLIAMS Laurie	2.5	22:03	2/4	50	2/4	50									2		1	1		-2	4	
9	HAMER Judith	4.0	2:07										1	1	1							2	0
*10	CONROY Amy	4.0	35:05	8/12	67	8/12	67					1	11	12		1		1	1	2	15	16	
11	MORROW Katie	4.5	2:48	0/1	0	0/1	0														2	0	
12	EVANS Leah	2.5	5:21	1/2	50	1/2	50						1	1							-4	2	
13	BARTLETT Jordanna	3.0	2:48	0/3	0	0/3	0					1	1	2							2	0	
*14	HAIZELDEN Joy	2.5	17:27	1/1	100	1/1	100						3	3	1	1					0	2	
15	LOVE Robyn	3.5	15:09	3/4	75	3/4	75			1/2	50		6	6	2	1				1	19	7	
Team / Coach													2	2		3							
Totals				27/56	48	26/55	47	1/1	100	2/6	33	8	34	42	15	12	2	4	6	13	19	57	
Coach		THOMPSON Miles (USA)																					
Assistant Coach		PRICE Daniel (USA)																					

CHN - People's Republic of China

No.	Name	Sport Class	MIN	Field Goals		2 Points		3 Points		Free Throws		Rebounds			AS	TO	ST	BS	PF	FD	+/-	PTS	
				M/A	%	M/A	%	M/A	%	M/A	%	OR	DR	TOT									
4	LEI Tianjiao	4.5	27:03	5/14	36	5/14	36			3/4	75	1		1	1			2	1	3	-9	13	
*5	CHEN Xuejing	1.0	20:41	1/1	100	1/1	100					1	2	3	1	1	1				-4	2	
6	WANG Xiaoyan	4.0	DNP																				
*7	LYU Guidi	4.0	18:54	2/9	22	2/9	22					1	6	7					2		-2	4	
*8	LONG Yun (C)	1.5	40:00	1/11	9	1/11	9			1/2	50		1	1	11	2			2	1	-19	3	
9	CHENG Haizhen	4.5	4:44	0/2	0	0/2	0						2	2		1	1		1		-6	0	
*10	LIN Suiling	3.0	18:54	1/2	50	1/2	50					2		2	3				1		-2	2	
*11	DAI Jiameng	4.5	29:19	4/10	40	4/10	40			2/2	100	2	3	5	1	1	1	1	2	2	-21	10	
12	DENG Mingzhu	2.0	21:06	2/7	29	2/7	29						4	4	1			2	4		-17	4	
13	LI Yanhua	1.5	19:19	0/2	0	0/2	0						2	2							-15	0	
14	HUANG Siting	2.5	DNP																				
15	CHEN Damei	3.0	DNP																				
Team / Coach												2	2	4		3							
Totals				16/58	28	16/58	28			6/8	75	9	22	31	18	8	3	5	13	6	-19	38	
Coach		XU Yuansheng																					
Assistant Coach		WANG Zhidan																					

	GBR	CHN
Points from Turnovers	12	6
Points in the Paint	26 (13/31) 42%	8 (4/23) 17%
Second Chance Points	4	4
Fast Break Points	8	2
Bench Points	11	17

	GBR	CHN
Biggest Lead	27	4
Biggest Scoring Run	10-0 (22-12)	8-0 (53-34)
Lead Changes		2
Times Tied		5
Time Leading	34:15	2:05

Legend:	
%	Shooting Percentage
BS	Blocked Shots
MIN	Minutes Played
Qx	Quarter Time
(C)	Captain
DNP	Did Not Play
No.	Uniform Number
ST	Steals
*	Game Starters
DR	Defensive Rebounds
OR	Offensive Rebounds
TO	Turnovers
+/-	Plus-Minus
FD	Fouls Drawn
PF	Fouls
TOT	Total Rebounds
AS	Assists
M/A	Made / Attempts
PTS	Points



Results Resultados

Game 55

USA 66 vs 35 BRA
(21-4, 14-9, 11-10, 20-12)

Attendance: 4,010

Game Duration: 1:20

Referee: KINDERVATER Max

Commissioner: van MEURS Nathalie

Umpires: WARMERDAM Saskia; LAPOINTE Alexandre

Scoring by 5 min intervals:	USA	Q1		Q2		Q3		Q4	
		BRA	13	21	27	35	42	46	56
		2	4	10	13	15	23	25	35

USA - United States of America

No.	Name	Sport Class	MIN	Field Goals		2 Points		3 Points		Free Throws		Rebounds			AS	TO	ST	BS	PF	FD	+/-	PTS
				M/A	%	M/A	%	M/A	%	M/A	%	OR	DR	TOT								
*2	GAENG Gail (C)	3.5	37:04	3/4	75	3/4	75			1/1	100	1	9	10	4	1		1	2	1	37	7
4	BLUNK Megan	3.0	DNP																			
*5	HUNTER Darlene	1.0	24:52	0/1	0	0/1	0						3	3	1	1				1	32	0
8	SCHNEIDER Natalie	4.5	2:56																		-6	0
*9	MILLER Desiree	3.5	24:52	3/8	38	3/8	38			1/1	100		3	3	5	2		1	1	2	32	7
10	POIST Jennifer	2.0	12:12												1						5	0
11	ERSKINE Vanessa	1.0	DNP																			
*12	MURRAY Rebecca	2.5	40:00	11/22	50	11/20	55	0/2	0	2/2	100	1	9	10	6	3	1		1	4	31	24
*15	HOLLERMANN Rose	3.5	40:00	14/20	70	14/20	70						8	8	3	3		1	3	2	31	28
23	DUNKIN Abigail	3.5	DNP																			
24	SCHWAB Christina (C)	2.5	15:08	0/3	0	0/3	0						1	1	2					2	-1	0
33	SOLDAN Mackenzie	1.0	2:56																		-6	0
Team / Coach												9	9									
Totals				31/58	53	31/56	55	0/2	0	4/4	100	2	42	44	22	10	1	3	7	12	31	66
Coach		WHEELER Stephanie																				
Assistant Coach		JOHNSON Lawrence										SPANGLER Amy										

BRA - Brazil

No.	Name	Sport Class	MIN	Field Goals		2 Points		3 Points		Free Throws		Rebounds			AS	TO	ST	BS	PF	FD	+/-	PTS
				M/A	%	M/A	%	M/A	%	M/A	%	OR	DR	TOT								
4	SILVA Ivanilde	3.5	DNP																			
*5	FARIAS Andrea	1.0	24:12	1/2	50	1/2	50						1	1							-21	2
*6	ASSUNCAO Perla (C)	2.0	35:37	0/9	0	0/9	0					1	1	2	4						-31	0
7	COSTA Lucicleia	2.5	23:31	1/5	20	1/5	20						2	2	1				1		-8	2
8	RAMOS Rosalia	1.5	22:41	0/2	0	0/2	0									1			1		-16	0
9	ROSA Ana Aurelia	3.5	24:40	3/10	30	3/10	30						5	5	4				2	1	-8	6
*10	SANTANA Jessica	2.5	13:59	1/5	20	1/5	20						1	1	2	1			2	1	-17	2
*11	VIEIRA Geisa	4.0	3:17	0/1	0	0/1	0						1	1					1		-6	0
12	MARTINS Lia	4.5	32:57	7/21	33	7/20	35	0/1	0	3/3	100	1	8	9	1	1	2	1	4	4	-17	17
13	MAIA Geisiane	3.0	DNP																			
14	KLOKLER Paola	4.0	5:10										1	1							-11	0
*15	ALMEIDA Vileide	4.5	13:56	3/9	33	3/9	33						2	2	4				1	1	-20	6
Team / Coach												2	2	4		1						
Totals				16/64	25	16/63	25	0/1	0	3/3	100	5	23	28	13	6	3	1	12	7	-31	35
Coach		SAMPAIO Martoni																				
Assistant Coach		SOARES Francilidio																				

	USA	BRA
Points from Turnovers	9	14
Points in the Paint	34 (17/26) 65%	18 (9/22) 41%
Second Chance Points	4	
Fast Break Points	20	8
Bench Points		25

	USA	BRA
Biggest Lead	31	
Biggest Scoring Run	11-0 (19-2)	6-0 (42-21)
Lead Changes		
Times Tied		
Time Leading	39:32	0:00

Legend:			
%	Shooting Percentage	(C)	Captain
BS	Blocked Shots	DNP	Did Not Play
MIN	Minutes Played	No.	Uniform Number
Qx	Quarter Time	ST	Steals
*	Game Starters	DR	Defensive Rebounds
+/-	Plus-Minus	OR	Offensive Rebounds
AS	Assists	PF	Fouls
M/A	Made / Attempts	TOT	Total Rebounds
PTS	Points		



Results Resultados

Game 63

GBR 78 vs 89 USA
(18-18, 18-23, 13-26, 29-22)

Attendance: 3,897
Game Duration: 1:26

Referee: WELLS Matt

Commissioner: CONCEICAO Elias

Umpires: MATHIAS Gustavo; FRONCZAK Adam

Scoring by 5 min intervals:	GBR	Q1	Q2	Q3	Q4	USA
		12 18	28 36	38 49	61 78	
		6 18	30 41	53 67	81 89	

GBR - Great Britain

No.	Name	Sport Class	MIN	Field Goals		2 Points		3 Points		Free Throws		Rebounds			AS	TO	ST	BS	PF	FD	+/-	PTS
				M/A	%	M/A	%	M/A	%	M/A	%	OR	DR	TOT								
4	MOORE Charlotte	1.0	7:11	1/1	100	1/1	100														-10	2
*5	CARRIGILL Sophie (C)	1.0	32:49	2/2	100	2/2	100			0/1	0		4	4					1	1	-1	4
6	GRIFFITHS Clare	1.5	16:06	0/3	0	0/3	0					1	1	2	2	1			1		-7	0
*7	FREEMAN Helen (C)	4.0	39:57	12/20	60	10/16	63	2/4	50	3/4	75	1	5	6	18	3	2		4	3	-11	29
*8	WILLIAMS Laurie	2.5	23:54	4/5	80	4/5	80			0/1	0		2	2			1		2	1	-4	8
9	HAMER Judith	4.0	0:03																1		0	0
*10	CONROY Amy	4.0	40:00	9/19	47	7/16	44	2/3	67	2/5	40	2	2	4	3	1			1	4	-11	22
11	MORROW Katie	4.5	DNP																			
12	EVANS Leah	2.5	2:57																		-4	0
13	BARTLETT Jordanna	3.0	DNP																			
*14	HAIZELDEN Joy	2.5	20:57	1/3	33	1/3	33						1	1	1	1	1		2	1	0	2
15	LOVE Robyn	3.5	16:06	5/9	56	5/9	56			1/2	50	2	1	3	1	1			1		-7	11
Team / Coach												2	1	3	1	1						
Totals				34/62	55	30/55	55	4/7	57	6/13	46	8	16	24	25	8	3	1	12	11	-11	78
Coach		THOMPSON Miles (USA)																				
Assistant Coach		PRICE Daniel (USA)																				

USA - United States of America

No.	Name	Sport Class	MIN	Field Goals		2 Points		3 Points		Free Throws		Rebounds			AS	TO	ST	BS	PF	FD	+/-	PTS
				M/A	%	M/A	%	M/A	%	M/A	%	OR	DR	TOT								
*2	GAENG Gail (C)	3.5	39:14	4/6	67	4/6	67			2/2	100		7	7	3	1	1		2	1	15	10
4	BLUNK Megan	3.0	0:46	0/1	0	0/1	0								1						-4	0
*5	HUNTER Darlene	1.0	36:26									1	2	3					4	2	8	0
8	SCHNEIDER Natalie	4.5	DNP																			
*9	MILLER Desiree	3.5	40:00	13/18	72	13/18	72						4	4	14				2	2	11	26
10	POIST Jennifer	2.0	DNP																			
11	ERSKINE Vanessa	1.0	DNP																			
*12	MURRAY Rebecca	2.5	40:00	13/19	68	13/19	68			5/5	100		5	5	13	3	2		5	11	31	
*15	HOLLERMANN Rose	3.5	40:00	11/15	73	11/15	73						7	7	6	1	1	3	2	11	22	
23	DUNKIN Abigail	3.5	DNP																			
24	SCHWAB Christina (C)	2.5	DNP																			
33	SOLDAN Mackenzie	1.0	3:34																		3	0
Team / Coach												1	1	2								
Totals				41/59	69	41/59	69			7/7	100	2	26	28	36	5	4	1	11	12	11	89
Coach		WHEELER Stephanie																				
Assistant Coach		JOHNSON Lawrence SPANGLER Army																				

	GBR	USA
Points from Turnovers	6	6
Points in the Paint	42 (21/42) 50%	56 (28/44) 64%
Second Chance Points	6	2
Fast Break Points	8	12
Bench Points	13	

	GBR	USA
Biggest Lead	6	23
Biggest Scoring Run	6-0 (12-6)	14-0 (36-53)
Lead Changes		4
Times Tied		8
Time Leading	7:50	26:11

Legend:	
%	Shooting Percentage
BS	Blocked Shots
MIN	Minutes Played
Qx	Quarter Time
(C)	Captain
DNP	Did Not Play
No.	Uniform Number
ST	Steals
*	Game Starters
DR	Defensive Rebounds
OR	Offensive Rebounds
TO	Turnovers
+/-	Plus-Minus
FD	Fouls Drawn
PF	Fouls
TOT	Total Rebounds
AS	Assists
M/A	Made / Attempts
PTS	Points



Results Resultados

Game 62

GER 55 vs 45 NED
(14-4, 11-8, 7-15, 23-18)

Attendance: 7,032

Game Duration: 1:41

Referee: URUNUELA Juan

Commissioner: SAUNDERS Charles

Umpires: HAINES Philip; LAPOINTE Alexandre

Scoring by 5 min intervals:		Q1		Q2		Q3		Q4	
GER		8	14	17	25	29	32	44	55
NED		4	4	6	12	15	27	32	45

GER - Germany

No.	Name	Sport Class	MIN	Field Goals		2 Points		3 Points		Free Throws		Rebounds			AS	TO	ST	BS	PF	FD	+/-	PTS		
				M/A	%	M/A	%	M/A	%	M/A	%	OR	DR	TOT										
*4	MILLER Mareike	4.5	40:00	11/18	61	11/18	61			3/8	38	1	11	12	1	7	3	2	3	8	10	25		
5	WELIN Johanna	2.0	DNP																					
*6	KUES Simone	1.0	36:20	0/2	0	0/2	0			1/2	50	1	1	2	2	1			3	3	16	1		
7	PATZWALD Anne	1.0	DNP																					
*8	ZEYEN Annika	1.5	40:00	3/6	50	3/6	50			1/2	50		1	1	4	2	1		3	3	10	7		
9	FURST Laura	2.0	3:40																1		-6	0		
10	SCHUNEMANN Gesche	4.5	11:03	0/2	0	0/2	0			8/12	67	1	5	6	3		1		3	6	-1	8		
*11	LINDHOLM Maya	2.5	36:20	1/2	50	1/2	50					2	3	5	2	3			2		16	2		
12	BREUER Annabel	1.5	3:40																		-6	0		
13	BRIESSMANN Annegrit	1.0	DNP																					
*14	MOHNEN Marina (C)	4.5	28:57	6/15	40	6/15	40					1	11	12	7		2		3		11	12		
15	GROSS Barbara	4.5	DNP																					
Team / Coach																								
Totals				21/45	47	21/45	47			13/24	54	6	36	42	19	17	7	2	18	20	10	55		
Coach		GLINICKI Holger																						
Assistant Coach		JAGLOWSKI Josef										GILES Chris (GBR)												

NED - Netherlands

No.	Name	Sport Class	MIN	Field Goals		2 Points		3 Points		Free Throws		Rebounds			AS	TO	ST	BS	PF	FD	+/-	PTS		
				M/A	%	M/A	%	M/A	%	M/A	%	OR	DR	TOT										
2	ARTS Ilse	1.5	DNP																					
*4	HUITZING Inge	4.5	30:51	1/16	6	0/12	0	1/4	25	4/4	100	1	3	4	4	1	1		2	5	-16	7		
5	HOUWEN Lucie	3.0	DNP																					
*6	VISSER Jitske	1.0	40:00	5/13	38	5/12	42	0/1	0			1		1		2	1		3		-10	10		
*7	OOSTERBAAN Roos	1.5	26:53	0/1	0	0/1	0					1	3	4	2	3			2		-17	0		
8	TIMMERMAN Sanne	4.5	0:21																		0	0		
9	KRAMER Bo	4.5	12:06	3/7	43	3/7	43			3/6	50	1	2	3			1		5	5	4	9		
11	KORVER Cher	2.5	18:05	4/12	33	4/10	40	0/2	0			2	1	3	3	2	1		1		0	8		
13	van BERGEN Barbara (C)	2.0	13:07	1/2	50	1/2	50			0/2	0	4	3	7	3				5	1	7	2		
*14	de ROOIJ Carina	3.0	21:55	0/6	0	0/6	0			1/2	50	2	1	3			1		2	3	-10	1		
*15	BEIJER Mariska	4.0	36:42	3/10	30	3/10	30			2/3	67	4	9	13	2	1	3	1		4	-8	8		
17	van LEEUWEN Evelyn	3.5	DNP																					
Team / Coach																								
Totals				17/67	25	16/60	27	1/7	14	10/17	59	18	24	42	14	10	8	1	20	18	-10	45		
Coach		van der LINDEN Gertjan																						
Assistant Coach		SLOOF Irene																						

	GER	NED
Points from Turnovers	6	4
Points in the Paint	30 (15/21) 71%	22 (11/24) 46%
Second Chance Points	4	10
Fast Break Points	6	7
Bench Points	8	19

	GER	NED
Biggest Lead	17	
Biggest Scoring Run	9-0 (17-4)	9-0 (44-39)
Lead Changes		
Times Tied		
Time Leading	38:47	0:00

Legend:			
%	Shooting Percentage	(C)	Captain
BS	Blocked Shots	DNP	Did Not Play
MIN	Minutes Played	No.	Uniform Number
Qx	Quarter Time	ST	Steals
*	Game Starters	DR	Defensive Rebounds
+/-	Plus-Minus	OR	Offensive Rebounds
AS	Assists	TO	Turnovers
M/A	Made / Attempts	FD	Fouls Drawn
PTS	Points	PF	Fouls
		TOT	Total Rebounds



Results Resultados

Game 66

FRA 39 vs 57 BRA
(12-8, 4-16, 12-12, 11-21)

Attendance: 5,880

Game Duration: 1:35

Referee: WELLS Matt

Commissioner: van MEURS Nathalie

Umpires: ROJA Cristian; MAGALLANES Juan

Scoring by 5 min intervals:	FRA	Q1	Q2	Q3	Q4
		7 12	14 16	20 28	33 39
	BRA	4 8	14 24	28 36	46 57

FRA - France

No.	Name	Sport Class	MIN	Field Goals		2 Points		3 Points		Free Throws		Rebounds			AS	TO	ST	BS	PF	FD	+/-	PTS	
				M/A	%	M/A	%	M/A	%	M/A	%	OR	DR	TOT									
*4	AWAD Sandrella	1.0	36:37	1/3	33	1/3	33						2	2					1	2	-17	2	
5	FALL Oumy	2.5	8:07												1	1					-2	0	
6	COSTE Perrine	1.0	3:02	0/1	0	0/1	0														0	0	
*7	ETAUARD-GLEMP Agnes	1.0	36:58	2/6	33	2/6	33					1	2	3	5	2			1		-18	4	
8	WATINE Juliette	2.0	3:23												1						-1	0	
9	SAINT OMER-DELEPINE Fabienne	4.5	18:59	5/15	33	5/15	33					3	8	11	2	4			1	2	-1	10	
10	LAURENT Kathy	4.5	8:23	2/6	33	2/6	33								1				4		-13	4	
*11	MENARD Emilie	2.5	31:53	1/8	13	1/8	13			1/1	100		3	3		1	1		3	1	-16	3	
12	THIEURMEL Solenn	4.5	1:44	0/1	0	0/1	0								2						-2	0	
13	WEMBOLUA Grace	4.0	11:31	0/2	0	0/2	0			1/2	50		2	2	2	1			1	3	-3	1	
*14	BUSO Marianne	4.5	22:19	4/10	40	4/10	40			1/2	50	1	5	6	7	3			5	1	-4	9	
*15	PICHON Angélique (C)	4.5	17:04	3/7	43	3/7	43			0/1	0		4	4		1	1		2	2	-13	6	
Team / Coach																							
Totals				18/59	31	18/59	31			3/6	50		8	27	35	17	18	3		18	11	-18	39
Coach				MONNET Pascal																			

BRA - Brazil

No.	Name	Sport Class	MIN	Field Goals		2 Points		3 Points		Free Throws		Rebounds			AS	TO	ST	BS	PF	FD	+/-	PTS
				M/A	%	M/A	%	M/A	%	M/A	%	OR	DR	TOT								
4	SILVA Ivanilde	3.5	8:34	0/1	0	0/1	0					1	1	1						1	9	0
5	FARIAS Andreia	1.0	34:13	5/6	83	5/6	83			2/4	50	2	2	4		2	1		2	2	21	12
*6	ASSUNCAO Perla (C)	2.0	6:37	1/2	50	1/2	50					1	2	3		1					-5	2
7	COSTA Lucicleia	2.5	20:14	2/4	50	2/4	50						2	2	2	3	2		1		16	4
*8	RAMOS Rosalia	1.5	27:50	0/1	0	0/1	0						2	2		1		1	2		9	0
*9	ROSA Ana Aurelia	3.5	9:23	0/1	0	0/1	0			0/2	0		1	1	1				1	2	-3	0
*10	SANTANA Jessica	2.5	31:06	3/11	27	3/11	27					1	4	5	8	4			4	1	13	6
11	VIEIRA Geisa	4.0	DNP																			
*12	MARTINS Lia	4.5	40:00	7/19	37	7/19	37			2/5	40	1	9	10	4	3	3	1	1	7	18	16
13	MAIA Geisiane	3.0	DNP																			
14	KLOKLER Paola	4.0	DNP																			
15	ALMEIDA Vileide	4.5	22:03	8/14	57	8/14	57			1/1	100	3	5	8	2	2	4			5	12	17
Team / Coach																						
Totals				26/59	44	26/59	44			5/12	42	10	33	43	18	16	10	2	11	18	18	57
Coach				SAMPAIO Martoni																		
Assistant Coach				SOARES Francilidio																		

	FRA	BRA
Points from Turnovers	9	18
Points in the Paint	34 (17/44) 39%	46 (23/50) 46%
Second Chance Points	2	10
Fast Break Points	8	26
Bench Points	15	33

	FRA	BRA
Biggest Lead	5	18
Biggest Scoring Run	6-0 (9-4)	8-0 (16-26)
Lead Changes		3
Times Tied		2
Time Leading	10:52	26:10

Legend:			
%	Shooting Percentage	(C)	Captain
BS	Blocked Shots	DNP	Did Not Play
MIN	Minutes Played	No.	Uniform Number
Qx	Quarter Time	ST	Steals
*	Game Starters	DR	Defensive Rebounds
+/-	Plus-Minus	OR	Offensive Rebounds
AS	Assists	TO	Turnovers
M/A	Made / Attempts	PF	Fouls
PTS	Points	TOT	Total Rebounds
FD	Fouls Drawn		



Results
Resultados

Game 68

NED 76 vs 34 GBR
(17-4, 16-13, 19-11, 24-6)

Attendance: 7,891

Game Duration: 1:23

Referee: REHLING Carsten
Umpires: KUERZI Bill; RADYKAS Linas

Commissioner: NISHIMURA Taichi

Scoring by 5 min intervals:	NED	Q1	Q2	Q3	Q4	GBR
		6 17	23 33	46 52	64 76	
		0 4	8 17	20 28	32 34	

NED - Netherlands

No.	Name	Sport Class	MIN	Field Goals		2 Points		3 Points		Free Throws		Rebounds			AS	TO	ST	BS	PF	FD	+/-	PTS
				M/A	%	M/A	%	M/A	%	M/A	%	OR	DR	TOT								
2	ARTS Ilse	1.5	14:32	1/2	50	1/2	50					1	2	3	1				1		15	2
*4	HUITZING Inge	4.5	24:28	7/14	50	5/12	42	2/2	100	2/2	100	1	4	5	7				2	4	26	18
5	HOUWEN Lucie	3.0	4:45	1/2	50	1/2	50					1	1	1	1	1				1	10	2
*6	VISSER Jitske	1.0	27:55	2/6	33	2/6	33					2	2	2		1					34	4
*7	OOSTERBAAN Roos	1.5	18:59	3/4	75	3/4	75					2	3	5	2				2		21	6
8	TIMMERMAN Sanne	4.5	3:51	4/4	100	4/4	100														3	8
9	KRAMER Bo	4.5	8:58	0/1	0	0/1	0			1/2	50		1	1		3			2	2	1	1
11	KORVER Cher	2.5	15:20	1/5	20	1/5	20						3	3	2	1					1	2
13	van BERGEN Barbara (C)	2.0	18:34										1	1	2	1	1		1	1	14	0
*14	de ROOIJ Carina	3.0	26:45	6/8	75	6/8	75					1	2	3	4	1			2		31	12
*15	BEIJER Mariska	4.0	30:38	10/15	67	10/15	67			1/2	50	3	3	6	2	3	5		1	3	46	21
17	van LEEUWEN Evelyn	3.5	5:15										1	1							8	0
Team / Coach																						
Totals				35/61	57	33/59	56	2/2	100	4/6	67	8	27	35	24	11	9		11	11	42	76
Coach		van der LINDEN Gertjan																				
Assistant Coach		SLOOF Irene																				

GBR - Great Britain

No.	Name	Sport Class	MIN	Field Goals		2 Points		3 Points		Free Throws		Rebounds			AS	TO	ST	BS	PF	FD	+/-	PTS
				M/A	%	M/A	%	M/A	%	M/A	%	OR	DR	TOT								
4	MOORE Charlotte	1.0	17:14	0/1	0	0/1	0								1					1	-25	0
*5	CARRIGILL Sophie (C)	1.0	22:46	0/1	0	0/1	0						2	2	1				2		-17	0
6	GRIFFITHS Clare	1.5	21:36	2/4	50	2/4	50						3	3	1						-19	4
*7	FREEMAN Helen (C)	4.0	29:36	3/10	30	3/8	38	0/2	0	1/2	50		3	3	5	5			3	3	-32	7
*8	WILLIAMS Laurie	2.5	16:11	1/2	50	1/2	50					2		2	1	3			1	1	-19	2
9	HAMER Judith	4.0	14:17	2/6	33	2/6	33			1/2	50		1	1	1	1	1		2	2	-12	5
*10	CONROY Amy	4.0	28:46	2/6	33	2/6	33					1	4	5	3	3				1	-34	4
11	MORROW Katie	4.5	7:21	1/5	20	1/5	20			1/2	50	1		1		1				1	-6	3
12	EVANS Leah	2.5	6:16	0/1	0	0/1	0						1	1		1			1		-15	0
13	BARTLETT Jordanna	3.0	8:57	1/2	50	1/2	50			1/3	33		1	1	1					2	-4	3
*14	HAIZELDEN Joy	2.5	16:01	2/2	100	2/2	100									2			2		-18	4
15	LOVE Robyn	3.5	10:59	1/5	20	1/5	20														-9	2
Team / Coach																						
Totals				15/45	33	15/43	35	0/2	0	4/9	44	5	17	22	13	23	1		11	11	-42	34
Coach		THOMPSON Miles (USA)																				
Assistant Coach		PRICE Daniel (USA)																				

	NED	GBR
Points from Turnovers	27	9
Points in the Paint	42 (21/28) 75%	18 (9/15) 60%
Second Chance Points	12	2
Fast Break Points	14	2
Bench Points	15	17

	NED	GBR
Biggest Lead	42	
Biggest Scoring Run	12-0 (76-34)	6-0 (50-28)
Lead Changes		
Times Tied		
Time Leading	38:37	0:00

Legend:			
%	Shooting Percentage	(C)	Captain
BS	Blocked Shots	DR	Defensive Rebounds
No.	Uniform Number	OR	Offensive Rebounds
ST	Steals	TO	Turnovers
*	Game Starters	FD	Fouls Drawn
+/-	Plus-Minus	PF	Fouls
M/A	Made / Attempts	TOT	Total Rebounds
PTS	Points		
AS	Assists		
MIN	Minutes Played		
Qx	Quarter Time		



Results Resultados

Game 67

CAN 63 vs 52 CHN
(17-12, 9-8, 14-19, 23-13)

Attendance: 5,920

Game Duration: 1:40

Referee: MATHIAS Gustavo

Commissioner: SAUNDERS Charles

Umpires: PEIC Krunoslav; OSEGUERA Jaime

		Q1		Q2		Q3		Q4	
Scoring by 5 min intervals:	CAN	7	17	20	26	34	40	52	63
	CHN	4	12	16	20	31	39	48	52

CAN - Canada

No.	Name	Sport Class	MIN	Field Goals		2 Points		3 Points		Free Throws		Rebounds			AS	TO	ST	BS	PF	FD	+/-	PTS
				M/A	%	M/A	%	M/A	%	M/A	%	OR	DR	TOT								
4	STEEVES Tamara	1.5	5:37									1	1						1		-5	0
*5	McLACHLAN Janet (C)	4.5	38:07	7/15	47	7/15	47			2/4	50	5	20	25	8	4	2		2	4	10	16
6	YOUNG Arinn	4.5	1:53									1	1	1						1	1	0
*7	OUELLET Cindy (C)	3.5	33:32	10/16	63	10/15	67	0/1	0	0/2	0	1	1	2	6	5	1		4	5	11	20
8	LALONDE Rosalie	3.0	29:24	6/11	55	6/11	55			7/9	78	2	2	4	3	1			1	7	14	19
9	YAN Amanda	3.0	3:06												1	1					1	0
*10	HARNOCK Katie	2.0	34:23	3/7	43	3/7	43					4	4	2	3		1	3			16	6
11	SALES Darda	4.0	DNP																			
*12	FERGUSON Tracey	3.0	13:58									2	2						1		-4	0
*13	JEWELLS Jamey	1.0	26:02	1/1	100	1/1	100					1	1	1					3	1	14	2
14	GAVEL Erica	4.5	DNP																			
15	HAWTIN Melanie	1.0	13:58													1	1		2		-3	0
Team / Coach																						
Totals				27/50	54	27/49	55	0/1	0	9/15	60	8	34	42	22	19	4	1	17	18	11	63
Coach		JOHNSON Bill																				
Assistant Coach		BROUGHTON Michael										MIYAZAKI Katie										

CHN - People's Republic of China

No.	Name	Sport Class	MIN	Field Goals		2 Points		3 Points		Free Throws		Rebounds			AS	TO	ST	BS	PF	FD	+/-	PTS	
				M/A	%	M/A	%	M/A	%	M/A	%	OR	DR	TOT									
4	LEI Tianjiao	4.5	28:24	7/15	47	7/15	47			3/4	75	1	1	2	1				2	5	-6	17	
*5	CHEN Xuejing	1.0	28:13	0/3	0	0/3	0						3	3					1	1	-7	0	
6	WANG Xiaoyan	4.0	DNP																				
*7	LYU Guidi	4.0	1:30																		-4	0	
*8	LONG Yun (C)	1.5	37:07	2/7	29	2/6	33	0/1	0			1	1	2	12	4	1		4	3	-13	4	
9	CHENG Haizhen	4.5	15:24	1/5	20	1/5	20						3	3		3			3	1	-1	2	
*10	LIN Suiling	3.0	1:30																		-4	0	
*11	DAI Jiameng	4.5	34:42	6/17	35	6/16	38	0/1	0	5/7	71	1	2	3	2	2			4	5	-11	17	
12	DENG Mingzhu	2.0	38:30	5/11	45	5/11	45						4	4	6	1	3		2	2	-7	10	
13	LI Yanhua	1.5	14:40	1/3	33	1/3	33						1	1					2		-2	2	
14	HUANG Siting	2.5	DNP																				
15	CHEN Damei	3.0	DNP																				
Team / Coach																							
Totals				22/61	36	22/59	37	0/2	0	8/11	73	4	17	21	21	10	7			18	17	-11	52
Coach		XU Yuansheng																					
Assistant Coach		WANG Zhidan																					

	CAN	CHN
Points from Turnovers	13	12
Points in the Paint	34 (17/28) 61%	22 (11/23) 48%
Second Chance Points	7	4
Fast Break Points	19	7
Bench Points	19	31

	CAN	CHN
Biggest Lead	11	1
Biggest Scoring Run	11-0 (63-52)	5-0 (28-27)
Lead Changes		4
Times Tied		2
Time Leading	37:50	0:32

Legend:	
%	Shooting Percentage
BS	Blocked Shots
MIN	Minutes Played
Qx	Quarter Time
(C)	Captain
DNP	Did Not Play
No.	Uniform Number
ST	Steals
*	Game Starters
DR	Defensive Rebounds
OR	Offensive Rebounds
TO	Turnovers
+/-	Plus-Minus
FD	Fouls Drawn
PF	Fouls
TOT	Total Rebounds
AS	Assists
M/A	Made / Attempts
PTS	Points



Results Resultados

Game 69

GER 45 vs 62 USA
(12-14, 5-15, 12-20, 16-13)

Attendance: 8,153
Game Duration: 1:29

Referee: URUNUELA Juan
Umpires: HAINES Philip; QUINTANA Mati

Commissioner: CONCEICAO Elias

Scoring by 5 min intervals:	GER	Q1	Q2	Q3	Q4	USA
		6	12	13	17	21
		8	14	17	29	44
				21	29	36
				44	49	51
						45
						62

GER - Germany

No.	Name	Sport Class	MIN	Field Goals		2 Points		3 Points		Free Throws		Rebounds			AS	TO	ST	BS	PF	FD	+/-	PTS
				M/A	%	M/A	%	M/A	%	M/A	%	OR	DR	TOT								
*4	MILLER Mareike	4.5	28:01	5/12	42	5/12	42			0/1	0	3	6	9	1	3			5	1	-17	10
5	WELIN Johanna	2.0	18:06							0/2	0	2	2	4	2	1		1	2	2	0	0
*6	KUES Simone	1.0	19:20	2/4	50	2/4	50					2		2					1		-13	4
7	PATZWALD Anne	1.0	2:34																1		-4	0
*8	ZEYEN Annika	1.5	38:05	2/7	29	2/7	29			1/2	50	1	2	3	4	2			1	4	-11	5
9	FURST Laura	2.0	2:34																		-4	0
10	SCHUNEMANN Gesche	4.5	25:00	4/16	25	3/14	21	1/2	50	4/4	100	2	5	7	6	1	2		3	4	-5	13
*11	LINDHOLM Maya	2.5	19:20	1/3	33	1/3	33					1	1	2							-13	2
12	BREUER Annabel	1.5	18:06										1	1					1		0	0
13	BRIESSMANN Annegrit	1.0	1:55																		-6	0
*14	MOHNEN Marina (C)	4.5	26:59	5/17	29	4/15	27	1/2	50			1	5	6	5	3	1		2		-12	11
15	GROSS Barbara	4.5	DNP																			
Team / Coach																						
Totals				19/59	32	17/55	31	2/4	50	5/9	56	12	23	35	18	12	3	1	16	11	-17	45
Coach		GLINICKI Holger																				
Assistant Coach		JAGLOWSKI Josef										GILES Chris (GBR)										

USA - United States of America

No.	Name	Sport Class	MIN	Field Goals		2 Points		3 Points		Free Throws		Rebounds			AS	TO	ST	BS	PF	FD	+/-	PTS
				M/A	%	M/A	%	M/A	%	M/A	%	OR	DR	TOT								
*2	GAENG Gail (C)	3.5	37:12	4/8	50	4/8	50			3/3	100		2	2		2			3	4	21	11
4	BLUNK Megan	3.0	DNP																			
*5	HUNTER Darlene	1.0	37:12	2/4	50	2/4	50					2		2		1			1	1	21	4
8	SCHNEIDER Natalie	4.5	2:48												1						-4	0
*9	MILLER Desiree	3.5	40:00	2/10	20	2/10	20					1	6	7	7	3			3	1	17	4
10	POIST Jennifer	2.0	DNP																			
11	ERSKINE Vanessa	1.0	DNP																			
*12	MURRAY Rebecca	2.5	40:00	12/20	60	11/19	58	1/1	100	8/10	80		8	8	6	1	2	1	1	8	17	33
*15	HOLLERMANN Rose	3.5	37:12	5/12	42	5/12	42					2	10	12	8		1	1	1	2	21	10
23	DUNKIN Abigail	3.5	DNP																			
24	SCHWAB Christina (C)	2.5	2:48	0/1	0	0/1	0					1		1					1		-4	0
33	SOLDAN Mackenzie	1.0	2:48																1		-4	0
Team / Coach																						
Totals				25/55	45	24/54	44	1/1	100	11/13	85	6	30	36	22	10	3	2	11	16	17	62
Coach		WHEELER Stephanie																				
Assistant Coach		JOHNSON Lawrence										SPANGLER Army										

	GER	USA
Points from Turnovers	7	14
Points in the Paint	26 (13/29) 45%	18 (9/22) 41%
Second Chance Points	9	2
Fast Break Points	5	9
Bench Points	13	

	GER	USA
Biggest Lead	4	25
Biggest Scoring Run	9-0 (40-51)	15-0 (17-42)
Lead Changes		2
Times Tied		4
Time Leading	1:52	34:43

Legend:	
%	Shooting Percentage
BS	Blocked Shots
MIN	Minutes Played
Qx	Quarter Time
(C)	Captain
DNP	Did Not Play
No.	Uniform Number
ST	Steals
*	Game Starters
DR	Defensive Rebounds
OR	Offensive Rebounds
TO	Turnovers
+/-	Plus-Minus
FD	Fouls Drawn
PF	Fouls
TOT	Total Rebounds
AS	Assists
M/A	Made / Attempts
PTS	Points



Cumulative Statistics Estatísticas acumuladas

USA - United States of America

After 7 games

No.	Name	Sport Class	GP	MIN	MPG	Field Goals		2 Points		3 Points		Free Throws		Rebounds			AS	TO	ST	BS	PF	FD	+/-	PTS	PPG
						M/A	%	M/A	%	M/A	%	M/A	%	OR	DR	TOT									
2	GAENG Gail (C)	3.5	7	3:35:46	30:49	19/37	51	19/37	51			14/14	100	7	25	32	13	7	2	1	11	11	164	52	7.4
4	BLUNK Megan	3.0	3	34:27	11:29	6/11	55	6/11	55			3/5	60	1	2	3	6	4	2			3	32	15	5.0
5	HUNTER Darlene	1.0	7	2:49:32	24:13	5/9	56	5/9	56					6	10	16	3	5	2		9	5	122	10	1.4
8	SCHNEIDER Natalie	4.5	6	49:47	8:17	8/20	40	8/20	40			1/4	25	5	7	12	7	2	7			4	40	17	2.8
9	MILLER Desiree	3.5	7	3:12:02	27:26	37/70	53	37/70	53			5/5	100	2	32	34	43	9	2	2	14	10	133	79	11.3
10	POIST Jennifer	2.0	5	1:02:49	12:33										2	2	2	1							60
11	ERSKINE Vanessa	1.0	1	20:00	20:00									2	4	6									27
12	MURRAY Rebecca	2.5	7	4:15:15	36:27	74/132	56	72/127	57	2/5	40	19/24	79	8	41	49	44	10	9	1	6	26	185	169	24.1
15	HOLLERMANN Rose	3.5	7	4:00:24	34:20	61/100	61	61/99	62	0/1	0	5/15	33	12	54	66	33	11	4	4	8	21	165	127	18.1
23	DUNKIN Abigail	3.5	2	34:58	17:29	9/21	43	9/21	43			1/2	50	3	10	13	6	2	2	1		1	47	19	9.5
24	SCHWAB Christina (C)	2.5	6	1:17:21	12:53	7/18	39	6/17	35	1/1	100	2/4	50	2	7	9	20	3	2	2	2	6	43	17	2.8
33	SOLDAN Mackenzie	1.0	7	47:39	6:48	0/2	0	0/2	0					1	2	3	1	2	2		5	1	27		
Team / Coach														3	36	39		5							
Totals						226/420	54	223/413	54	3/7	43	50/73	68	52	232	284	178	61	34	11	55	88	29.9	505	72.1
Opponents						134/416	32	127/388	33	7/28	25	21/41	51	58	151	209	100	90	29	6	88	55	-29.9	296	42.3

AVERAGE PER GAME

	USA	Opponents
Points from Turnovers	89	57
Points in the Paint	258 (129/225) 57%	150 (75/187) 40%
Second Chance Points	58	37
Fast Break Points	114	37
Bench Points	76	77

	USA	Opponents
Total Field Goals Made	32.3	19.1
2-Points Field Goals Made	31.9	18.1
3-Points Field Goals Made	0.4	1.0
Free Throws Made	7.1	3.0
Offensive Rebounds	7.4	8.3
Defensive Rebounds	33.1	21.6
Total Rebounds	40.6	29.9
Assists	25.4	14.3
Fouls	7.9	12.6
Turnovers	8.7	12.9
Steals	4.9	4.1
Blocked Shots	1.6	0.9
Points from Turnovers	12.7	8.1
Points in the Paint	36.9	21.4
Second Chance Points	8.3	5.3
Fast Break Points	16.3	5.3
Bench Points	10.9	11.0

Phase	USA Played	Score		Field Goals		2 Points		3 Points		Free Throws		Rebounds			AS	TO	ST	BS	PF	FD
				M/A	%	M/A	%	M/A	%	M/A	%	OR	DR	TOT						
Group B Preliminary	FRA	93:37	For	41/64	64	40/63	63	1/1	100	10/21	48	11	34	45	35	11	11	2	6	16
			Agn.	17/59	29	17/58	29	0/1	0	3/5	60	8	20	28	11	23	6	1	16	6
Group B Preliminary	CHN	70:36	For	32/61	52	32/59	54	0/2	0	6/10	60	11	29	40	19	6	4	1	8	9
			Agn.	17/53	32	17/51	33	0/2	0	2/4	50	7	20	27	13	13	2		9	8
Group B Preliminary	NED	60:50	For	25/55	45	24/54	44	1/1	100	9/13	69	6	32	38	22	11	3	1	11	16
			Agn.	24/66	36	24/64	38	0/2	0	2/7	29	13	26	39	19	11	5	2	16	11
Group B Preliminary	ALG	65:15	For	31/68	46	31/68	46			3/5	60	14	39	53	22	8	8	1	1	7
			Agn.	7/53	13	6/42	14	1/11	9			5	23	28	1	17	7		7	1
Quarterfinal	BRA	66:35	For	31/58	53	31/56	55	0/2	0	4/4	100	2	42	44	22	10	1	3	7	12
			Agn.	16/64	25	16/63	25	0/1	0	3/3	100	5	23	28	13	6	3	1	12	7
Semifinal	GBR	89:78	For	41/59	69	41/59	69			7/7	100	2	26	28	36	5	4	1	11	12
			Agn.	34/62	55	30/55	55	4/7	57	6/13	46	8	16	24	25	8	3	1	12	11
Gold Medal Game	GER	62:45	For	25/55	45	24/54	44	1/1	100	11/13	85	6	30	36	22	10	3	2	11	16
			Agn.	19/59	32	17/55	31	2/4	50	5/9	56	12	23	35	18	12	3	1	16	11



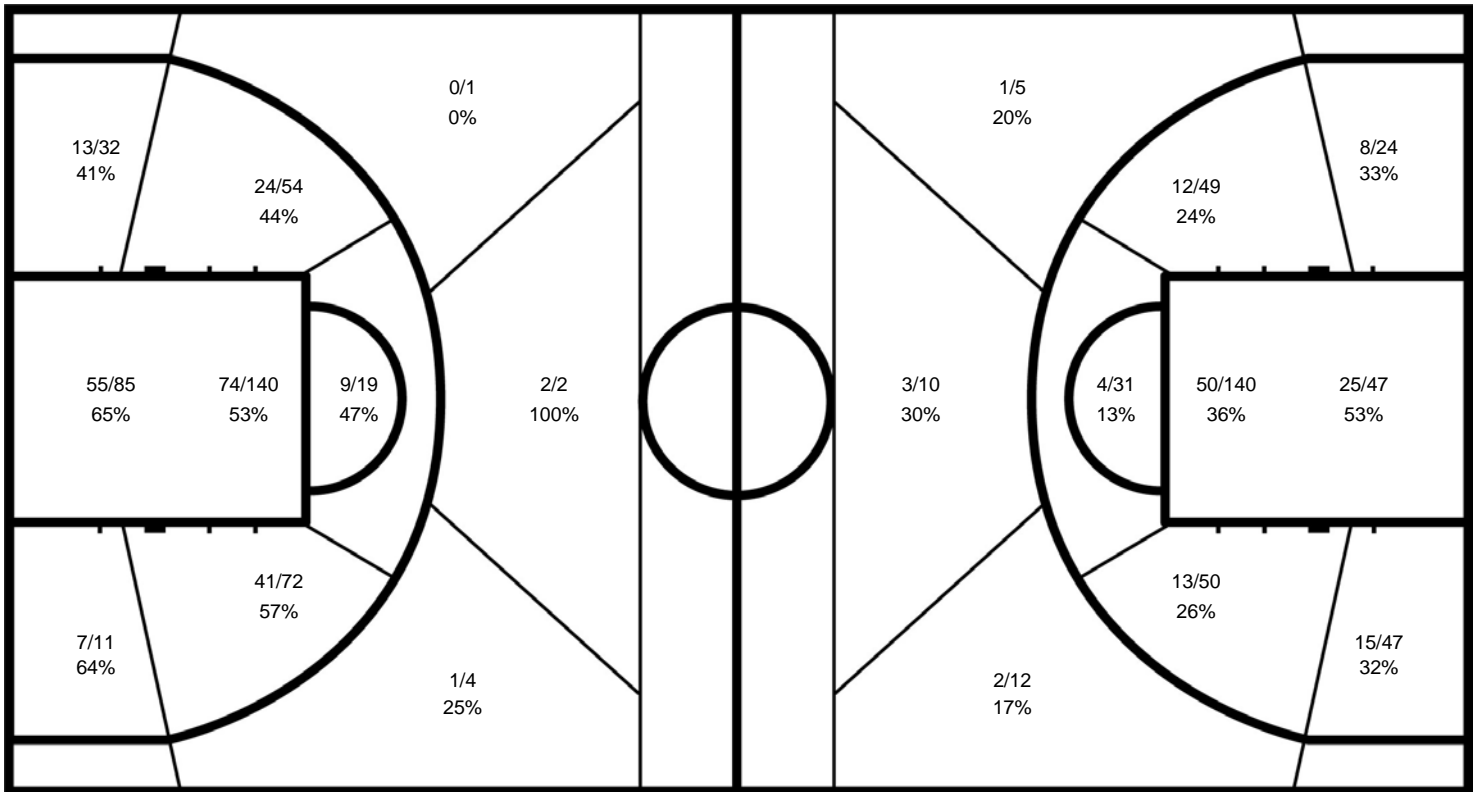
Cumulative Statistics
Estatísticas acumuladas

USA - United States of America

After 7 games

USA - United States of America

Opponents



USA

	M/A	%
Field Goals	226 / 420	54
2 Points	223 / 413	54
3 Points	3 / 7	43
Free Throws	50 / 73	68

Opponents

%	M/A	
32	134 / 416	Field Goals
33	127 / 388	2 Points
25	7 / 28	3 Points
51	21 / 41	Free Throws

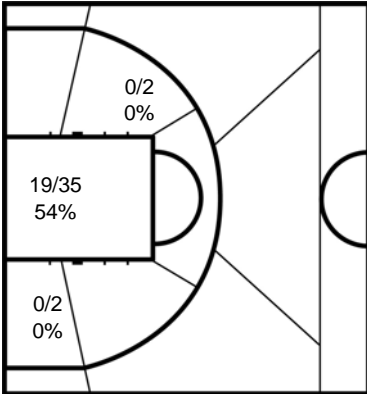


Cumulative Statistics
Estatísticas acumuladas

USA - United States of America

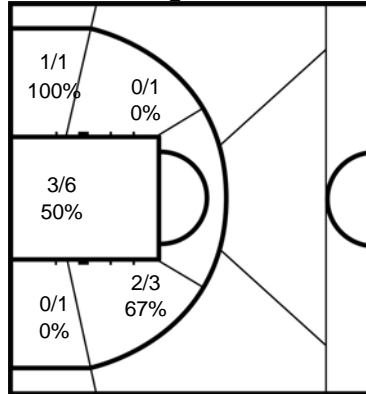
After 7 games

2 GAENG Gail



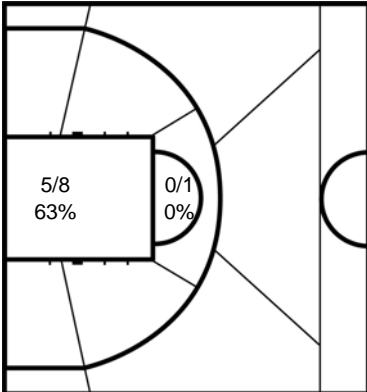
	M/A	%
Field Goals	19 / 37	51
2 Points	19 / 37	51
3 Points		
Free Throws	14 / 14	100

4 BLUNK Megan



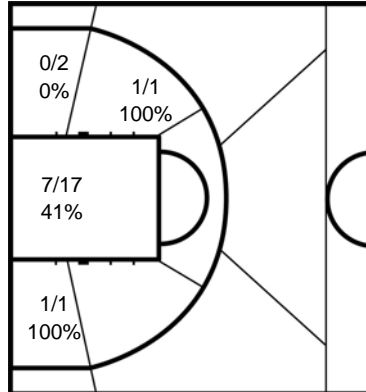
	M/A	%
Field Goals	6 / 11	55
2 Points	6 / 11	55
3 Points		
Free Throws	3 / 5	60

5 HUNTER Darlene



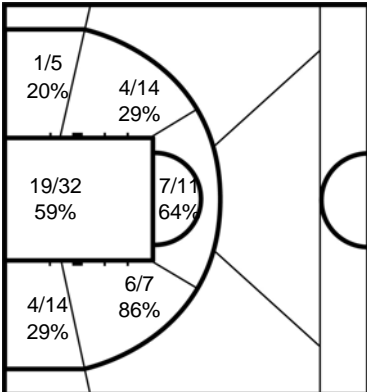
	M/A	%
Field Goals	5 / 9	56
2 Points	5 / 9	56
3 Points		
Free Throws		

8 SCHNEIDER Natalie



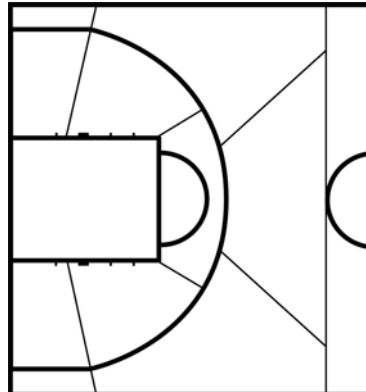
	M/A	%
Field Goals	8 / 20	40
2 Points	8 / 20	40
3 Points		
Free Throws	1 / 4	25

9 MILLER Desiree



	M/A	%
Field Goals	37 / 70	53
2 Points	37 / 70	53
3 Points		
Free Throws	5 / 5	100

10 POIST Jennifer



	M/A	%
Field Goals		
2 Points		
3 Points		
Free Throws		

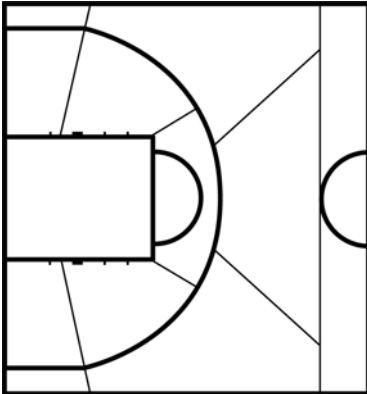


Cumulative Statistics
Estatísticas acumuladas

USA - United States of America

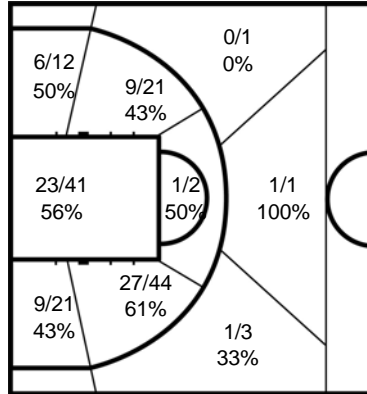
After 7 games

11 ERSKINE Vanessa



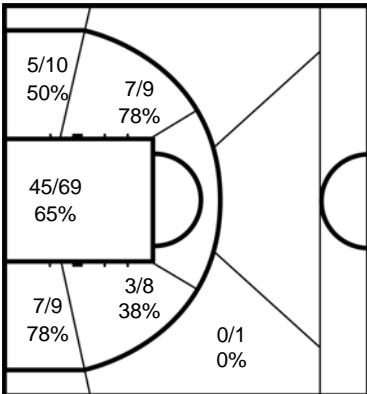
	M/A	%
Field Goals		
2 Points		
3 Points		
Free Throws		

12 MURRAY Rebecca



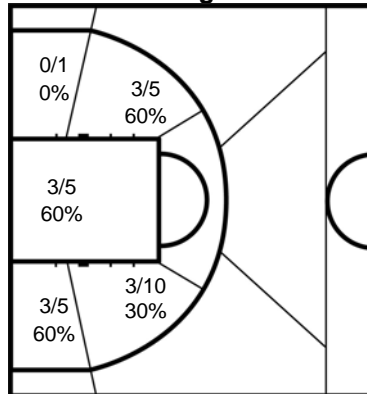
	M/A	%
Field Goals	74 / 132	56
2 Points	72 / 127	57
3 Points	2 / 5	40
Free Throws	19 / 24	79

15 HOLLERMANN Rose



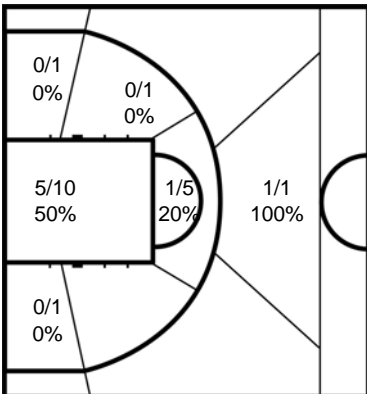
	M/A	%
Field Goals	61 / 100	61
2 Points	61 / 99	62
3 Points	0 / 1	0
Free Throws	5 / 15	33

23 DUNKIN Abigail



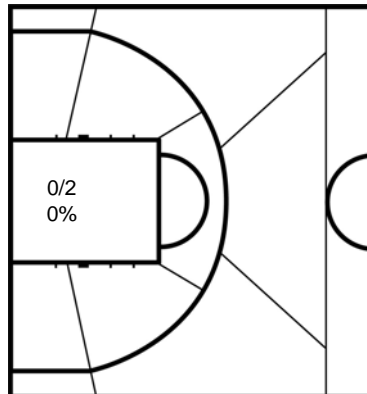
	M/A	%
Field Goals	9 / 21	43
2 Points	9 / 21	43
3 Points		
Free Throws	1 / 2	50

24 SCHWAB Christina



	M/A	%
Field Goals	7 / 18	39
2 Points	6 / 17	35
3 Points	1 / 1	100
Free Throws	2 / 4	50

33 SOLDAN Mackenzie



	M/A	%
Field Goals	0 / 2	0
2 Points	0 / 2	0
3 Points		
Free Throws		

Legend:			
%	Shooting Percentage	(C)	Captain
BS	Blocked Shots	DR	Defensive Rebounds
MIN	Minutes Played	MPG	Minutes Played per Game
PPG	Points per Game	PTS	Points
		+/-	Plus-Minus
		FD	Fouls Drawn
		No.	Uniform Number
		ST	Steals
		Agn.	Against
		GP	Games Played
		OR	Offensive Rebounds
		TO	Turnovers
		AS	Assists
		M / A	Made / Attempts
		PF	Fouls
		TOT	Total Rebounds



Cumulative Statistics Estatísticas acumuladas

GER - Germany

After 7 games

No.	Name	Sport Class	GP	MIN	MPG	Field Goals		2 Points		3 Points		Free Throws		Rebounds			AS	TO	ST	BS	PF	FD	+/-	PTS	PPG																																
						M/A	%	M/A	%	M/A	%	M/A	%	OR	DR	TOT																																									
4	MILLER Mareike	4.5	6	3:00:05	30:00	50/86	58	50/84	60	0/2	0	13/22	59	8	34	42	15	16	9	4	13	25	70	113	18.8																																
5	WELIN Johanna	2.0	5	1:20:22	16:04	3/9	33	3/9	33			1/4	25	7	4	11	15	3		2	7	5	54	7	1.4																																
6	KUES Simone	1.0	7	2:07:21	18:11	5/11	45	5/11	45			1/2	50	7	7	14	5	3	2		4	3	48	11	1.6																																
7	PATZWALD Anne	1.0	5	47:49	9:33	4/4	100	4/4	100			1/3	33		2	2	3		1		4	2	28	9	1.8																																
8	ZEYEN Annika	1.5	7	3:35:20	30:45	18/39	46	18/39	46			9/16	56	5	14	19	26	8	3		9	14	80	45	6.4																																
9	FURST Laura	2.0	6	1:24:20	14:03	9/13	69	9/13	69			1/4	25	2	4	6	7	2	1		3	4	53	19	3.2																																
10	SCHUNEMANN Gesche	4.5	7	2:23:51	20:33	24/67	36	23/62	37	1/5	20	25/37	68	9	48	57	35	7	5	1	10	29	79	74	10.6																																
11	LINDHOLM Maya	2.5	7	2:31:53	21:41	8/21	38	8/21	38			1/1	100	4	10	14	16	8	3		7	3	57	17	2.4																																
12	BREUER Annabel	1.5	7	1:46:16	15:10	2/10	20	2/10	20			2/4	50	6	17	23	5	4	2		7	3	59	6	0.9																																
13	BRIESSMANN Annegrit	1.0	4	36:39	9:09	2/3	67	2/3	67						1	1						1	28	4	1.0																																
14	MOHNEN Marina (C)	4.5	6	2:48:21	28:03	47/94	50	45/91	49	2/3	67	2/6	33	4	37	41	33	14	7	2	13	9	67	98	16.3																																
15	GROSS Barbara	4.5	3	57:43	19:14	11/22	50	11/22	50			0/2	0	3	20	23	5	3	2	2	4	2	47	22	7.3																																
Team / Coach												6			23			29			11																																				
Totals						183/379		48		180/369		49		3/10		30		56/101		55		61			221			282			165			79			36			11			81			100			19.1			425			60.7		
Opponents						125/399		31		122/377		32		3/22		14		38/67		57		62			156			218			79			78			31			9			101			82			-19.1			291			41.6		

AVERAGE PER GAME

	GER	Opponents
Points from Turnovers	72	53
Points in the Paint	256 (128/213) 60%	122 (61/148) 41%
Second Chance Points	56	20
Fast Break Points	74	42
Bench Points	117	60

	GER	Opponents
Total Field Goals Made	26.1	17.9
2-Points Field Goals Made	25.7	17.4
3-Points Field Goals Made	0.4	0.4
Free Throws Made	8.0	5.4
Offensive Rebounds	8.7	8.9
Defensive Rebounds	31.6	22.3
Total Rebounds	40.3	31.1
Assists	23.6	11.3
Fouls	11.6	14.4
Turnovers	11.3	11.1
Steals	5.1	4.4
Blocked Shots	1.6	1.3
Points from Turnovers	10.3	7.6
Points in the Paint	36.6	17.4
Second Chance Points	8.0	2.9
Fast Break Points	10.6	6.0
Bench Points	16.7	8.6

Phase	GER Played	Score		Field Goals		2 Points		3 Points		Free Throws		Rebounds			AS	TO	ST	BS	PF	FD
				M/A	%	M/A	%	M/A	%	M/A	%	OR	DR	TOT						
Group A Preliminary	BRA	77:32	For	33/53	62	33/52	63	0/1	0	11/14	79	11	41	52	29	19	4	1	10	17
			Agn.	15/63	24	15/59	25	0/4	0	2/6	33	9	9	18	4	11	9	2	18	10
Group A Preliminary	GBR	45:50	For	21/57	37	20/55	36	1/2	50	2/8	25	9	26	35	17	8	5	3	11	13
			Agn.	24/55	44	24/54	44	0/1	0	2/5	40	7	29	36	14	12	1	1	13	11
Group A Preliminary	CAN	68:54	For	29/58	50	29/56	52	0/2	0	10/15	67	6	26	32	25	8	6		15	12
			Agn.	23/52	44	22/48	46	1/4	25	7/15	47	6	25	31	15	12	5	2	12	16
Group A Preliminary	ARG	59:20	For	26/53	49	26/52	50	0/1	0	7/18	39	8	38	46	25	6	5		3	15
			Agn.	9/55	16	9/51	18	0/4	0	2/2	100	7	24	31	4	9	3		15	3
Quarterfinal	FRA	76:28	For	34/54	63	34/54	63			8/13	62	9	31	40	32	9	6	4	8	12
			Agn.	12/52	23	12/51	24	0/1	0	4/9	44	9	15	24	6	14	2	1	12	8
Semifinal	NED	55:45	For	21/45	47	21/45	47			13/24	54	6	36	42	19	17	7	2	18	20
			Agn.	17/67	25	16/60	27	1/7	14	10/17	59	18	24	42	14	10	8	1	20	18
Gold Medal Game	USA	45:62	For	19/59	32	17/55	31	2/4	50	5/9	56	12	23	35	18	12	3	1	16	11
			Agn.	25/55	45	24/54	44	1/1	100	11/13	85	6	30	36	22	10	3	2	11	16



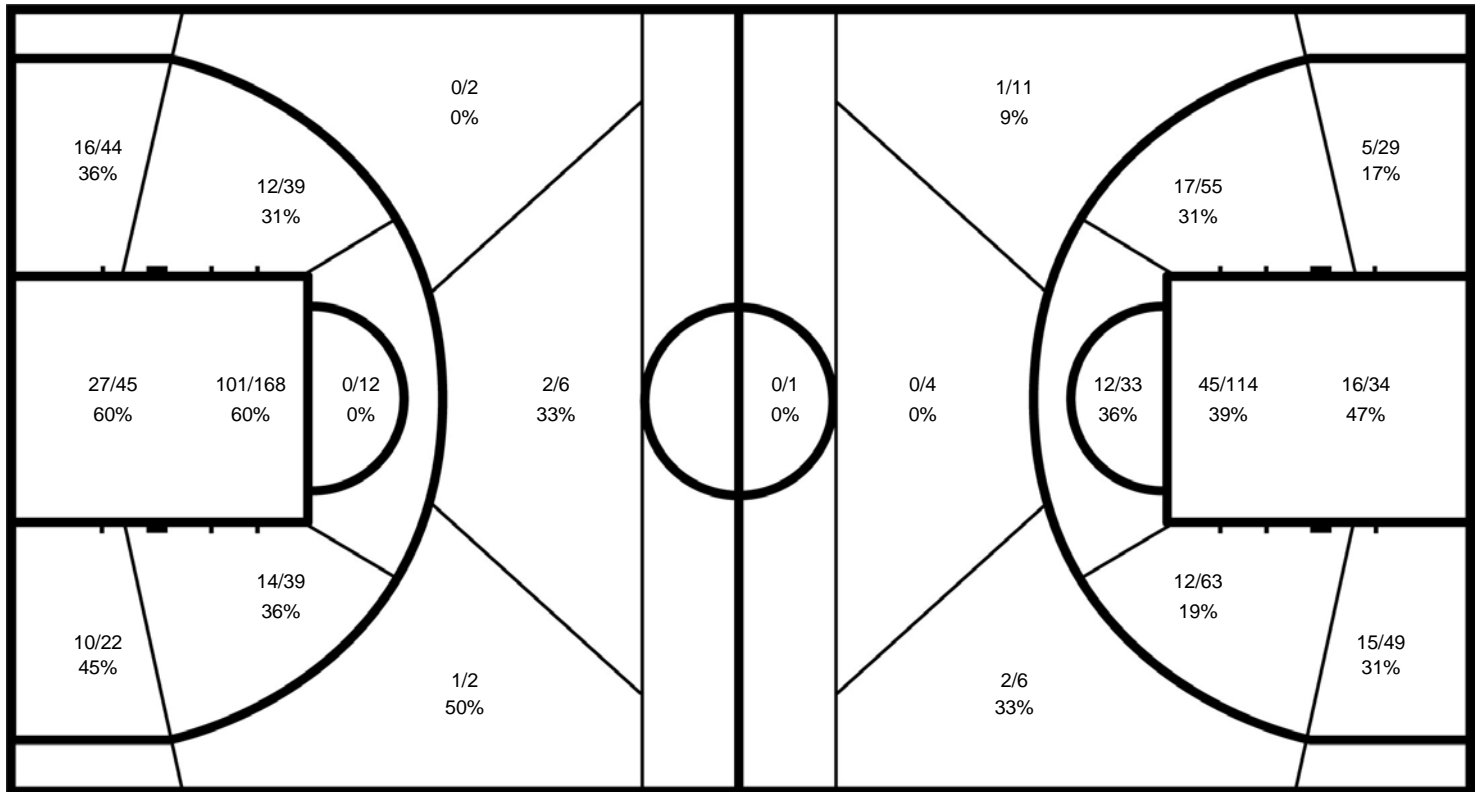
Cumulative Statistics
Estatísticas acumuladas

GER - Germany

After 7 games

GER - Germany

Opponents



GER

	M/A	%
Field Goals	183 / 379	48
2 Points	180 / 369	49
3 Points	3 / 10	30
Free Throws	56 / 101	55

Opponents

%	M/A	
31	125 / 399	Field Goals
32	122 / 377	2 Points
14	3 / 22	3 Points
57	38 / 67	Free Throws

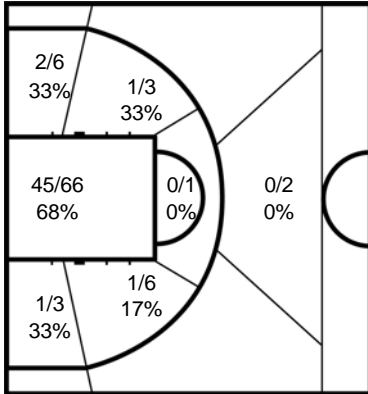


Cumulative Statistics Estatísticas acumuladas

GER - Germany

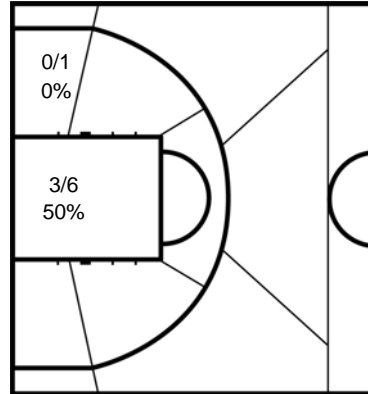
After 7 games

4 MILLER Mareike



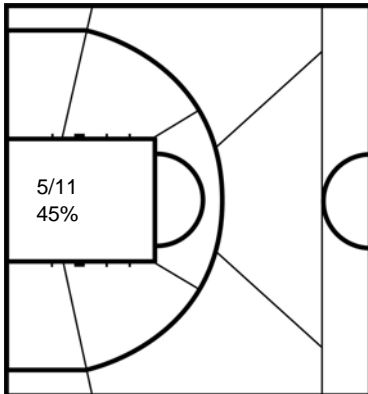
	M/A	%
Field Goals	50 / 86	58
2 Points	50 / 84	60
3 Points	0 / 2	0
Free Throws	13 / 22	59

5 WELIN Johanna



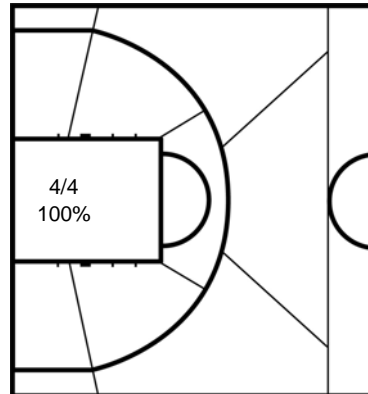
	M/A	%
Field Goals	3 / 9	33
2 Points	3 / 9	33
3 Points		
Free Throws	1 / 4	25

6 KUES Simone



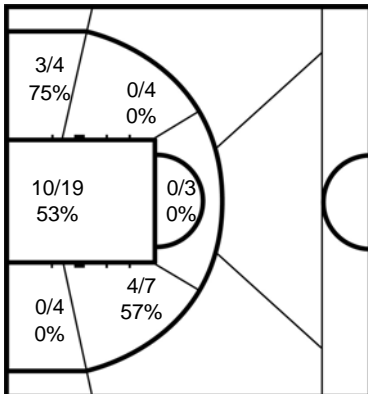
	M/A	%
Field Goals	5 / 11	45
2 Points	5 / 11	45
3 Points		
Free Throws	1 / 2	50

7 PATZWALD Anne



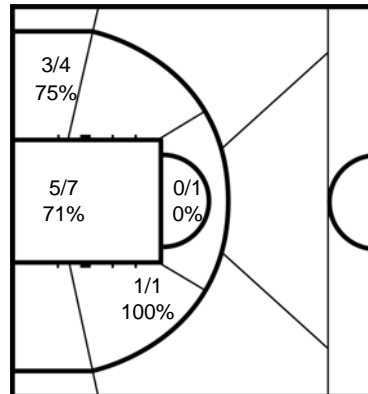
	M/A	%
Field Goals	4 / 4	100
2 Points	4 / 4	100
3 Points		
Free Throws	1 / 3	33

8 ZEYEN Annika



	M/A	%
Field Goals	18 / 39	46
2 Points	18 / 39	46
3 Points		
Free Throws	9 / 16	56

9 FURST Laura



	M/A	%
Field Goals	9 / 13	69
2 Points	9 / 13	69
3 Points		
Free Throws	1 / 4	25

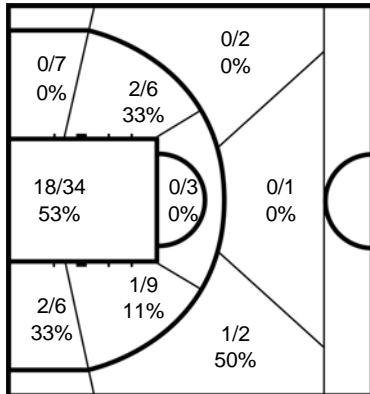


Cumulative Statistics Estatísticas acumuladas

GER - Germany

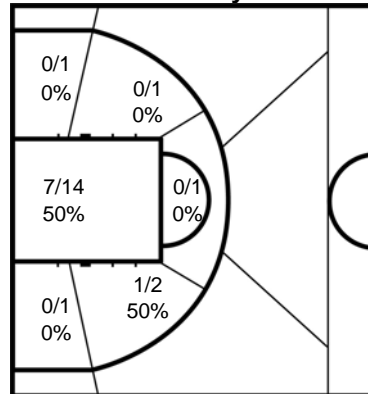
After 7 games

10 SCHUNEMANN Gesche



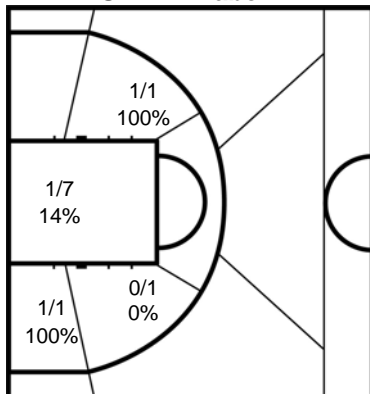
	M/A	%
Field Goals	24 / 67	36
2 Points	23 / 62	37
3 Points	1 / 5	20
Free Throws	25 / 37	68

11 LINDHOLM Maya



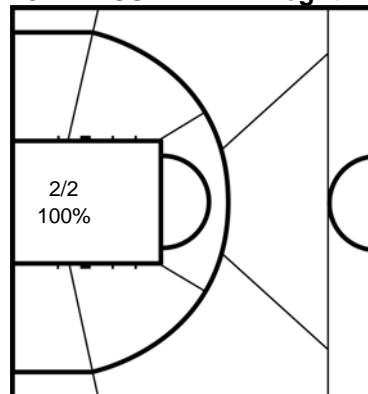
	M/A	%
Field Goals	8 / 21	38
2 Points	8 / 21	38
3 Points		
Free Throws	1 / 1	100

12 BREUER Annabel



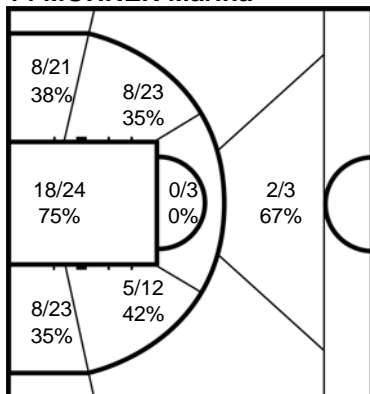
	M/A	%
Field Goals	2 / 10	20
2 Points	2 / 10	20
3 Points		
Free Throws	2 / 4	50

13 BRIESSMANN Annegrit



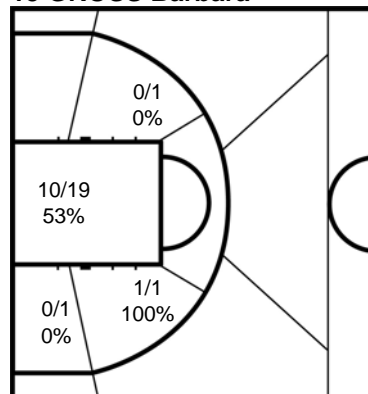
	M/A	%
Field Goals	2 / 3	67
2 Points	2 / 3	67
3 Points		
Free Throws		

14 MOHNEN Marina



	M/A	%
Field Goals	47 / 94	50
2 Points	45 / 91	49
3 Points	2 / 3	67
Free Throws	2 / 6	33

15 GROSS Barbara



	M/A	%
Field Goals	11 / 22	50
2 Points	11 / 22	50
3 Points		
Free Throws	0 / 2	0

Legend:			
%	Shooting Percentage	(C)	Captain
BS	Blocked Shots	DR	Defensive Rebounds
MIN	Minutes Played	MPG	Minutes Played per Game
PPG	Points per Game	PTS	Points
+/-	Plus-Minus	FD	Fouls Drawn
Agn.	Against	No.	Uniform Number
GP	Games Played	ST	Steals
OR	Offensive Rebounds	AS	Assists
TO	Turnovers	M / A	Made / Attempts
		PF	Fouls
		TOT	Total Rebounds



Cumulative Statistics Estatísticas acumuladas

NED - Netherlands

After 7 games

No.	Name	Sport Class	GP	MIN	MPG	Field Goals		2 Points		3 Points		Free Throws		Rebounds			AS	TO	ST	BS	PF	FD	+/-	PTS	PPG
						M/A	%	M/A	%	M/A	%	M/A	%	OR	DR	TOT									
2	ARTS Ilse	1.5	5	56:52	11:22	4/5	80	4/5	80					2	6	8	5	1	2	2	2	80	8	1.6	
4	HUITZING Inge	4.5	7	2:57:51	25:24	43/101	43	40/92	43	3/9	33	14/20	70	13	30	43	45	7	8		9	25	111	103	14.7
5	HOUWEN Lucie	3.0	4	30:15	7:33	3/6	50	3/6	50			3/3	100	2	1	3	4	3		1	4	42	9	2.3	
6	VISSER Jitske	1.0	7	3:45:18	32:11	18/49	37	18/46	39	0/3	0	3/4	75	13	9	22	8	6	10	1	5	7	140	39	5.6
7	OOSTERBAAN Roos	1.5	7	2:54:23	24:54	10/23	43	10/23	43			0/2	0	8	20	28	13	8	2	11	2	90	20	2.9	
8	TIMMERMAN Sanne	4.5	7	48:47	6:58	20/30	67	20/30	67			4/4	100	3	8	11	10	4		3	7	50	44	6.3	
9	KRAMER Bo	4.5	7	1:11:07	10:09	22/46	48	22/46	48			6/13	46	10	15	25	9	5	4	1	12	11	54	50	7.1
11	KORVER Cher	2.5	7	1:55:24	16:29	16/48	33	16/46	35	0/2	0	1/4	25	13	13	26	18	10	6	2	3	2	85	33	4.7
13	van BERGEN Barbara (C)	2.0	7	1:46:17	15:11	7/18	39	7/18	39			1/6	17	9	12	21	12	4	5	2	10	8	100	15	2.1
14	de ROOIJ Carina	3.0	7	2:39:30	22:47	18/48	38	18/48	38			4/7	57	13	10	23	19	5	1	11	11	84	40	5.7	
15	BEIJER Mariska	4.0	7	3:17:18	28:11	62/111	56	62/111	56			9/20	45	20	47	67	14	13	18	3	6	21	119	133	19.0
17	van LEEUWEN Evelyn	3.5	4	36:58	9:14	2/9	22	2/9	22			1/4	25	5	9	14	2		2	1		2	55	5	1.3
Team / Coach														9	23	32		5							
Totals						225/494	46	222/480	46	3/14	21	46/87	53	120	204	324	159	71	58	10	73	102	28.9	499	71.3
Opponents						129/356	36	125/335	37	4/21	19	35/69	51	38	165	203	106	129	22	7	102	73	-28.9	297	42.4

AVERAGE PER GAME

	NED	Opponents
Points from Turnovers	131	48
Points in the Paint	304 (152/280) 54%	126 (63/143) 44%
Second Chance Points	121	30
Fast Break Points	125	47
Bench Points	164	91

	NED	Opponents
Total Field Goals Made	32.1	18.4
2-Points Field Goals Made	31.7	17.9
3-Points Field Goals Made	0.4	0.6
Free Throws Made	6.6	5.0
Offensive Rebounds	17.1	5.4
Defensive Rebounds	29.1	23.6
Total Rebounds	46.3	29.0
Assists	22.7	15.1
Fouls	10.4	14.6
Turnovers	10.1	18.4
Steals	8.3	3.1
Blocked Shots	1.4	1.0
Points from Turnovers	18.7	6.9
Points in the Paint	43.4	18.0
Second Chance Points	17.3	4.3
Fast Break Points	17.9	6.7
Bench Points	23.4	13.0

Phase	NED Played	Score		Field Goals		2 Points		3 Points		Free Throws		Rebounds			AS	TO	ST	BS	PF	FD
				M/A	%	M/A	%	M/A	%	M/A	%	OR	DR	TOT						
Group B Preliminary	ALG	107:29	For	48/83	58	48/82	59	0/1	0	11/19	58	26	37	63	32	6	9	2	2	19
			Agn.	13/58	22	10/46	22	3/12	25			8	13	21	7	20		1	18	2
Group B Preliminary	FRA	81:30	For	38/76	50	38/74	51	0/2	0	5/10	50	16	31	47	34	9	10		8	13
			Agn.	14/45	31	14/42	33	0/3	0	2/8	25	1	25	26	14	25	4	1	13	8
Group B Preliminary	USA	50:60	For	24/66	36	24/64	38	0/2	0	2/7	29	13	26	39	19	11	5	2	16	11
			Agn.	25/55	45	24/54	44	1/1	100	9/13	69	6	32	38	22	11	3	1	11	16
Group B Preliminary	CHN	62:29	For	28/64	44	28/64	44			6/13	46	18	32	50	15	15	11	2	8	15
			Agn.	13/49	27	13/49	27			3/8	38	6	20	26	10	20	6		15	8
Quarterfinal	CAN	78:60	For	35/77	45	35/77	45			8/15	53	21	27	48	21	9	6	3	8	15
			Agn.	28/59	47	28/56	50	0/3	0	4/7	57	6	22	28	21	13	1	2	16	8
Semifinal	GER	45:55	For	17/67	25	16/60	27	1/7	14	10/17	59	18	24	42	14	10	8	1	20	18
			Agn.	21/45	47	21/45	47			13/24	54	6	36	42	19	17	7	2	18	20
Bronze Medal Game	GBR	76:34	For	35/61	57	33/59	56	2/2	100	4/6	67	8	27	35	24	11	9		11	11
			Agn.	15/45	33	15/43	35	0/2	0	4/9	44	5	17	22	13	23	1		11	11



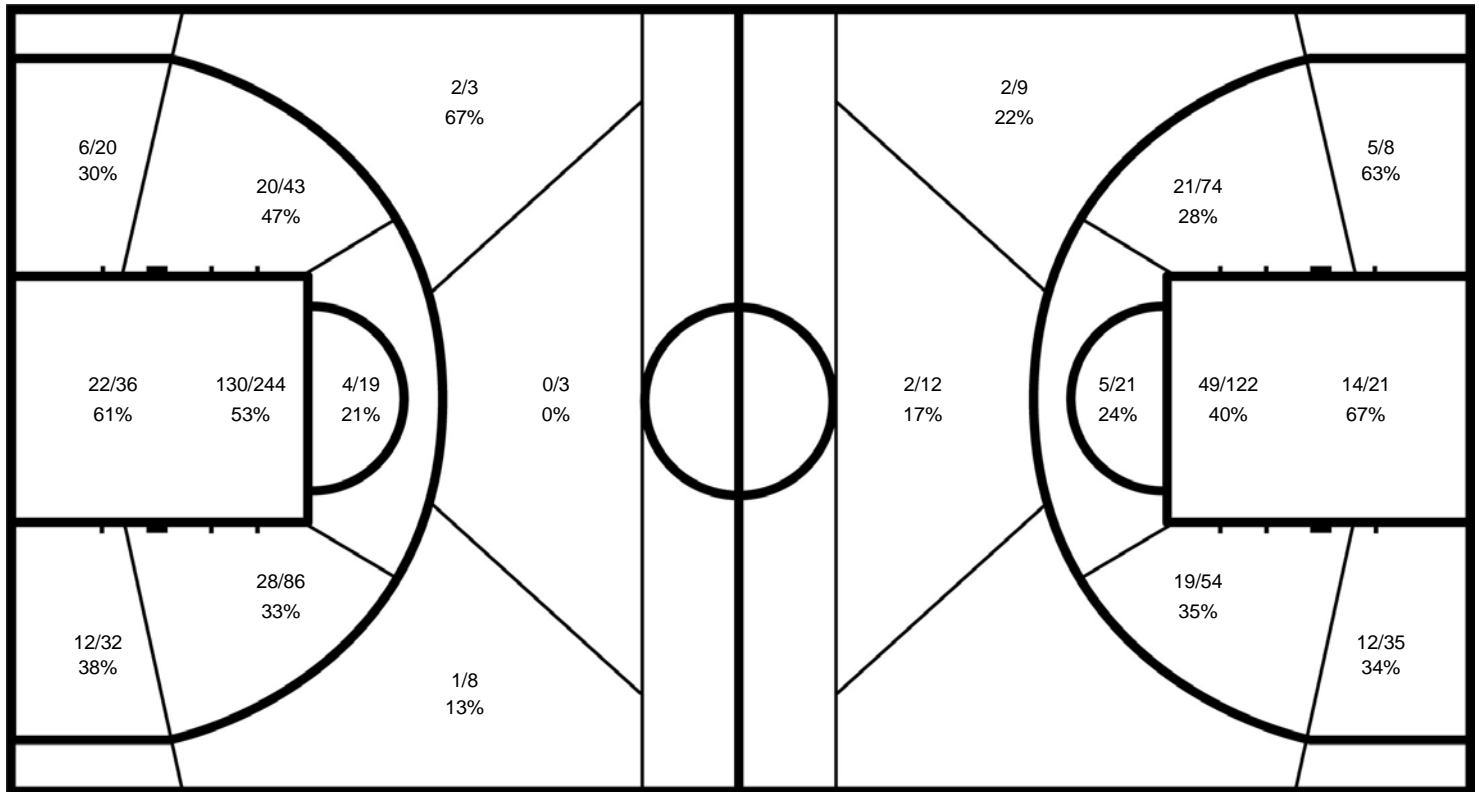
Cumulative Statistics
Estatísticas acumuladas

NED - Netherlands

After 7 games

NED - Netherlands

Opponents



NED

	M/A	%
Field Goals	225 / 494	46
2 Points	222 / 480	46
3 Points	3 / 14	21
Free Throws	46 / 87	53

Opponents

%	M/A	
36	129 / 356	Field Goals
37	125 / 335	2 Points
19	4 / 21	3 Points
51	35 / 69	Free Throws

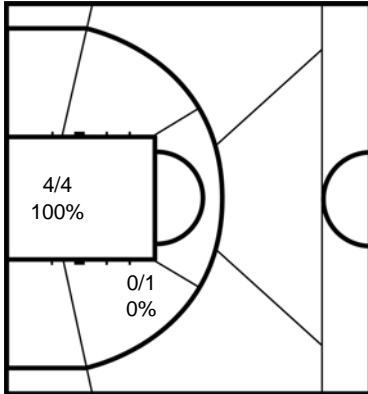


Cumulative Statistics Estatísticas acumuladas

NED - Netherlands

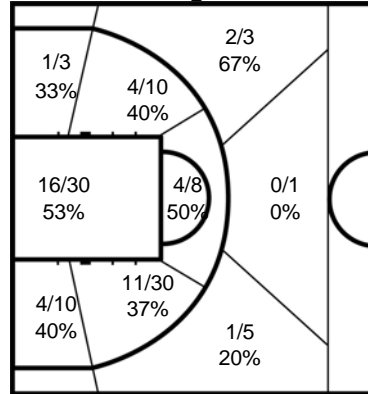
After 7 games

2 ARTS Ilse



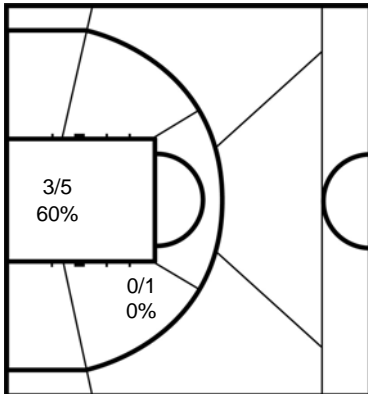
	M/A	%
Field Goals	4 / 5	80
2 Points	4 / 5	80
3 Points		
Free Throws		

4 HUITZING Inge



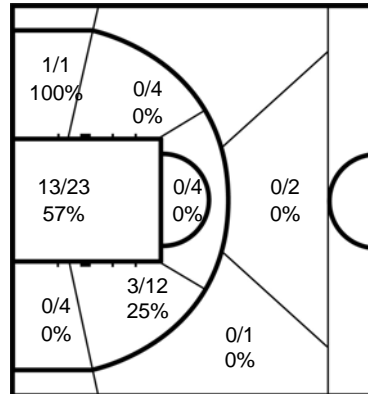
	M/A	%
Field Goals	43 / 101	43
2 Points	40 / 92	43
3 Points	3 / 9	33
Free Throws	14 / 20	70

5 HOUWEN Lucie



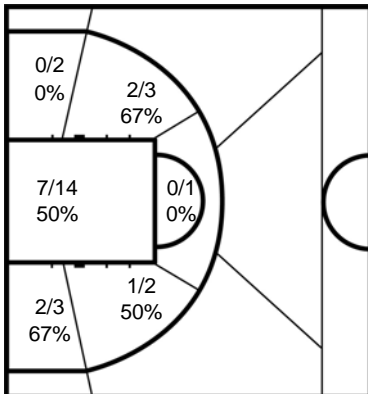
	M/A	%
Field Goals	3 / 6	50
2 Points	3 / 6	50
3 Points		
Free Throws	3 / 3	100

6 VISSER Jitske



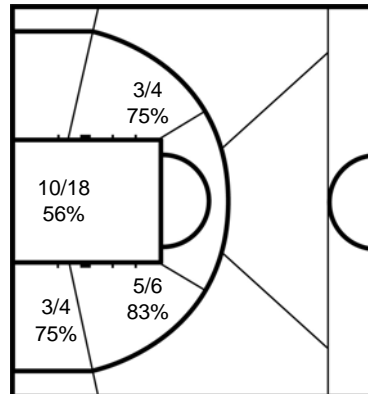
	M/A	%
Field Goals	18 / 49	37
2 Points	18 / 46	39
3 Points	0 / 3	0
Free Throws	3 / 4	75

7 OOSTERBAAN Roos



	M/A	%
Field Goals	10 / 23	43
2 Points	10 / 23	43
3 Points		
Free Throws	0 / 2	0

8 TIMMERMAN Sanne



	M/A	%
Field Goals	20 / 30	67
2 Points	20 / 30	67
3 Points		
Free Throws	4 / 4	100

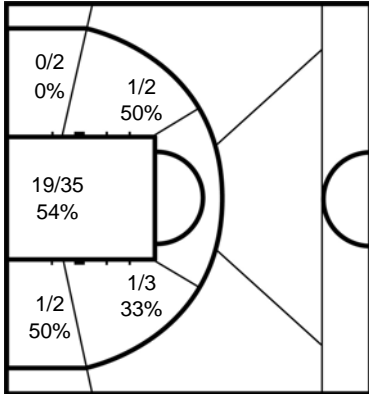


Cumulative Statistics Estatísticas acumuladas

NED - Netherlands

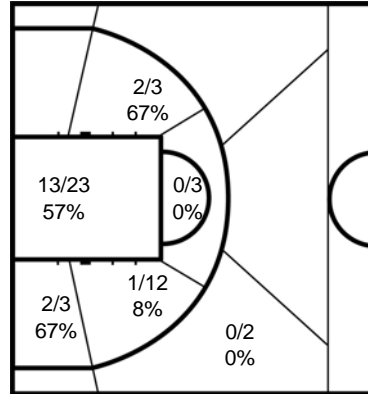
After 7 games

9 KRAMER Bo



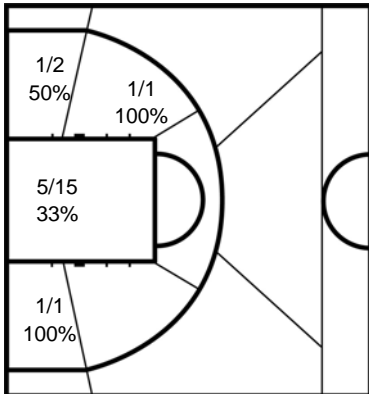
	M/A	%
Field Goals	22 / 46	48
2 Points	22 / 46	48
3 Points		
Free Throws	6 / 13	46

11 KORVER Cher



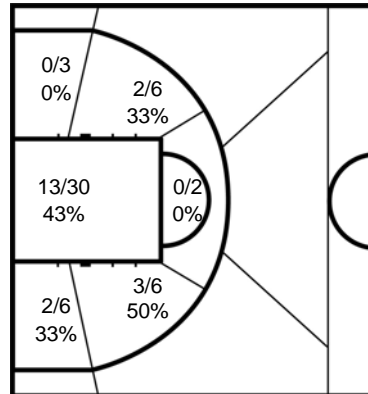
	M/A	%
Field Goals	16 / 48	33
2 Points	16 / 46	35
3 Points	0 / 2	0
Free Throws	1 / 4	25

13 van BERGEN Barbara



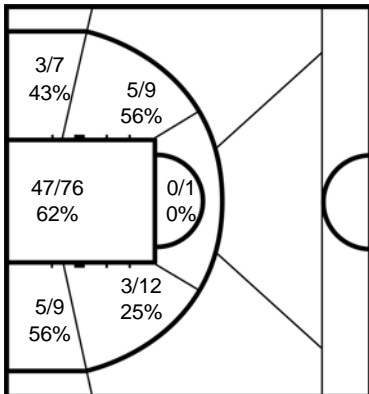
	M/A	%
Field Goals	7 / 18	39
2 Points	7 / 18	39
3 Points		
Free Throws	1 / 6	17

14 de ROOIJ Carina



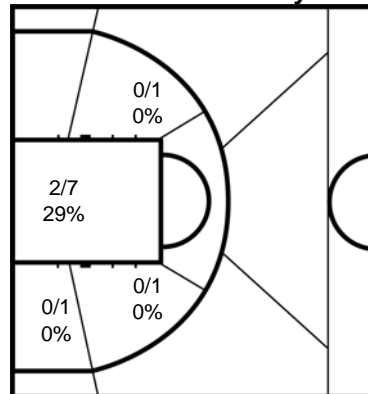
	M/A	%
Field Goals	18 / 48	38
2 Points	18 / 48	38
3 Points		
Free Throws	4 / 7	57

15 BEIJER Mariska



	M/A	%
Field Goals	62 / 111	56
2 Points	62 / 111	56
3 Points		
Free Throws	9 / 20	45

17 van LEEUWEN Evelyn



	M/A	%
Field Goals	2 / 9	22
2 Points	2 / 9	22
3 Points		
Free Throws	1 / 4	25

Legend:

%	Shooting Percentage	(C)	Captain	+/-	Plus-Minus	Agn.	Against	AS	Assists
BS	Blocked Shots	DR	Defensive Rebounds	FD	Fouls Drawn	GP	Games Played	M / A	Made / Attempts
MIN	Minutes Played	MPG	Minutes Played per Game	No.	Uniform Number	OR	Offensive Rebounds	PF	Fouls
PPG	Points per Game	PTS	Points	ST	Steals	TO	Turnovers	TOT	Total Rebounds



Cumulative Statistics Estatísticas acumuladas

GBR - Great Britain

After 7 games

No.	Name	Sport Class	GP	MIN	MPG	Field Goals		2 Points		3 Points		Free Throws		Rebounds			AS	TO	ST	BS	PF	FD	+/-	PTS	PPG
						M/A	%	M/A	%	M/A	%	M/A	%	OR	DR	TOT									
4	MOORE Charlotte	1.0	7	1:16:37	10:56	1/4	25	1/4	25					1	1	2	1			3	1	-28	2	0.3	
5	CARRIGILL Sophie (C)	1.0	7	3:06:05	26:35	7/13	54	7/13	54			1/2	50	3	19	22	5	2	3		9	4	64	15	2.1
6	GRIFFITHS Clare	1.5	7	2:00:59	17:17	5/24	21	5/24	21			0/2	0	1	10	11	10	4	1		3	2	40	10	1.4
7	FREEMAN Helen (C)	4.0	7	3:57:50	33:58	52/113	46	49/104	47	3/9	33	8/19	42	13	47	60	61	19	14	2	19	30	30	115	16.4
8	WILLIAMS Laurie	2.5	7	2:42:22	23:11	18/32	56	18/32	56			0/1	0	6	8	14	7	8	1	2	9	6	24	36	5.1
9	HAMER Judith	4.0	7	44:03	6:17	12/28	43	12/28	43			2/4	50	2	6	8	3	3	1		5	4	1	26	3.7
10	CONROY Amy	4.0	7	3:34:41	30:40	40/78	51	38/74	51	2/4	50	9/22	41	6	45	51	12	9	4	3	8	21	13	91	13.0
11	MORROW Katie	4.5	5	34:22	6:52	11/21	52	11/21	52			3/6	50	2	5	7	1	3	3			5	22	25	5.0
12	EVANS Leah	2.5	6	41:36	6:56	6/12	50	6/12	50			0/1	0		7	7	2	2	1		1	1	6	12	2.0
13	BARTLETT Jordanna	3.0	6	50:52	8:28	4/13	31	4/13	31			1/3	33	2	11	13	5	2			1	2	48	9	1.5
14	HAIZELDEN Joy	2.5	7	2:17:07	19:35	10/27	37	10/27	37			2/7	29	5	8	13	8	6	3		8	9	-1	22	3.1
15	LOVE Robyn	3.5	7	1:33:26	13:20	14/33	42	14/33	42			6/10	60	4	19	23	8	6	1		1	5	51	34	4.9
Team / Coach														8	21	29		19							
Totals						180/398	45	175/385	45	5/13	38	32/77	42	52	207	259	124	84	32	7	67	90	7.7	397	56.7
Opponents						157/402	39	154/387	40	3/15	20	26/49	53	45	188	233	126	74	31	9	90	67	-7.7	343	49.0

AVERAGE PER GAME

	GBR	Opponents
Points from Turnovers	79	62
Points in the Paint	228 (114/226) 50%	178 (89/191) 47%
Second Chance Points	26	36
Fast Break Points	80	40
Bench Points	116	65

	GBR	Opponents
Total Field Goals Made	25.7	22.4
2-Points Field Goals Made	25.0	22.0
3-Points Field Goals Made	0.7	0.4
Free Throws Made	4.6	3.7
Offensive Rebounds	7.4	6.4
Defensive Rebounds	29.6	26.9
Total Rebounds	37.0	33.3
Assists	17.7	18.0
Fouls	9.6	12.9
Turnovers	12.0	10.6
Steals	4.6	4.4
Blocked Shots	1.0	1.3
Points from Turnovers	11.3	8.9
Points in the Paint	32.6	25.4
Second Chance Points	3.7	5.1
Fast Break Points	11.4	5.7
Bench Points	16.6	9.3

Phase	GBR Played	Score		Field Goals		2 Points		3 Points		Free Throws		Rebounds			AS	TO	ST	BS	PF	FD	
				M/A	%	M/A	%	M/A	%	M/A	%	OR	DR	TOT							
Group A Preliminary	CAN	36:43	For	17/64	27	17/62	27	0/2	0	2/4	50	8	34	42	11	7	4			13	8
			Agn.	20/58	34	20/56	36	0/2	0	3/7	43	4	40	44	14	8	2			8	13
Group A Preliminary	ARG	79:20	For	34/65	52	34/65	52			11/31	35	13	36	49	27	7	15			4	23
			Agn.	9/48	19	9/43	21	0/5	0	2/4	50	5	28	33	6	25	3			23	4
Group A Preliminary	GER	50:45	For	24/55	44	24/54	44	0/1	0	2/5	40	7	29	36	14	12	1	1		13	11
			Agn.	21/57	37	20/55	36	1/2	50	2/8	25	9	26	35	17	8	5	3		11	13
Group A Preliminary	BRA	63:32	For	29/51	57	29/51	57			5/9	56	3	41	44	19	15	6	1		8	13
			Agn.	15/61	25	15/57	26	0/4	0	2/9	22	8	19	27	11	9	5			13	8
Quarterfinal	CHN	57:38	For	27/56	48	26/55	47	1/1	100	2/6	33	8	34	42	15	12	2	4		6	13
			Agn.	16/58	28	16/58	28			6/8	75	9	22	31	18	8	3	5		13	6
Semifinal	USA	78:89	For	34/62	55	30/55	55	4/7	57	6/13	46	8	16	24	25	8	3	1		12	11
			Agn.	41/59	69	41/59	69			7/7	100	2	26	28	36	5	4	1		11	12
Bronze Medal Game	NED	34:76	For	15/45	33	15/43	35	0/2	0	4/9	44	5	17	22	13	23	1			11	11
			Agn.	35/61	57	33/59	56	2/2	100	4/6	67	8	27	35	24	11	9			11	11



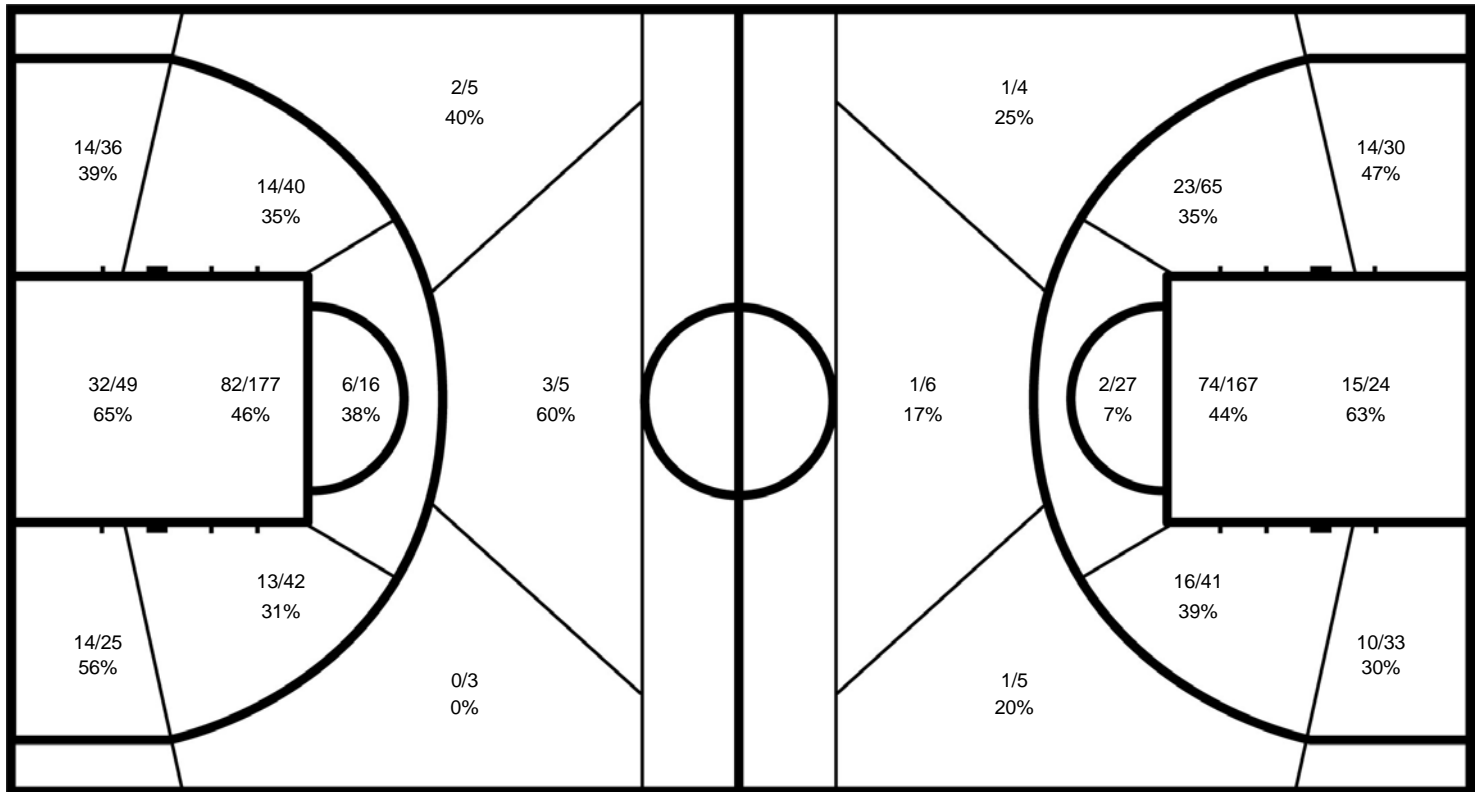
Cumulative Statistics
Estatísticas acumuladas

GBR - Great Britain

After 7 games

GBR - Great Britain

Opponents



GBR

	M/A	%
Field Goals	180 / 398	45
2 Points	175 / 385	45
3 Points	5 / 13	38
Free Throws	32 / 77	42

Opponents

%	M/A	
39	157 / 402	Field Goals
40	154 / 387	2 Points
20	3 / 15	3 Points
53	26 / 49	Free Throws

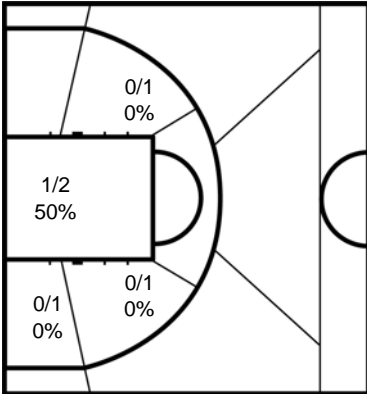


Cumulative Statistics
Estatísticas acumuladas

GBR - Great Britain

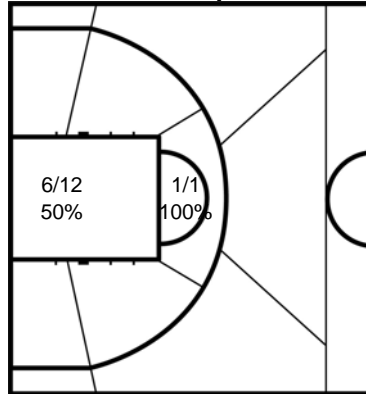
After 7 games

4 MOORE Charlotte



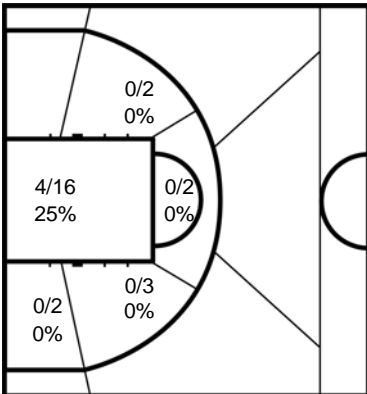
	M/A	%
Field Goals	1 / 4	25
2 Points	1 / 4	25
3 Points		
Free Throws		

5 CARRIGILL Sophie



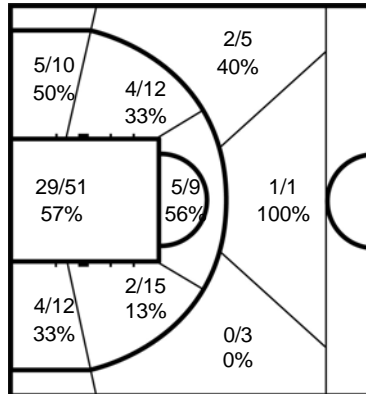
	M/A	%
Field Goals	7 / 13	54
2 Points	7 / 13	54
3 Points		
Free Throws	1 / 2	50

6 GRIFFITHS Clare



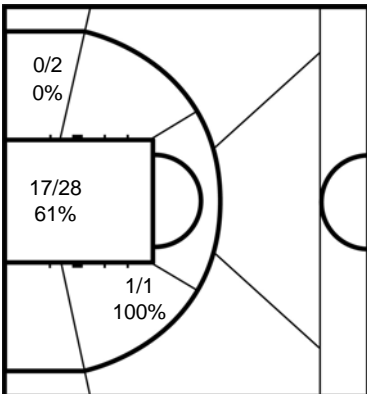
	M/A	%
Field Goals	5 / 24	21
2 Points	5 / 24	21
3 Points		
Free Throws	0 / 2	0

7 FREEMAN Helen



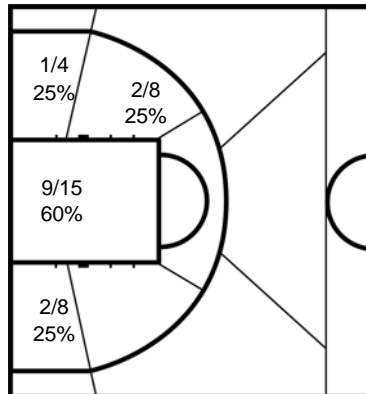
	M/A	%
Field Goals	52 / 113	46
2 Points	49 / 104	47
3 Points	3 / 9	33
Free Throws	8 / 19	42

8 WILLIAMS Laurie



	M/A	%
Field Goals	18 / 32	56
2 Points	18 / 32	56
3 Points		
Free Throws	0 / 1	0

9 HAMER Judith



	M/A	%
Field Goals	12 / 28	43
2 Points	12 / 28	43
3 Points		
Free Throws	2 / 4	50

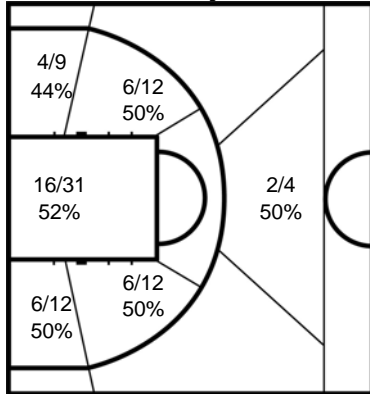


Cumulative Statistics Estatísticas acumuladas

GBR - Great Britain

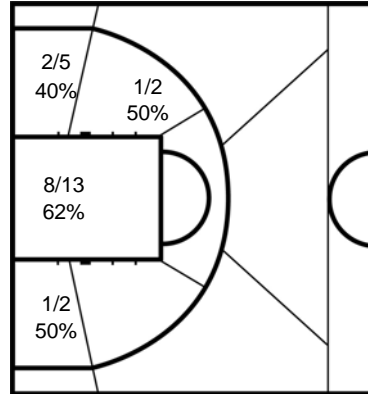
After 7 games

10 CONROY Amy



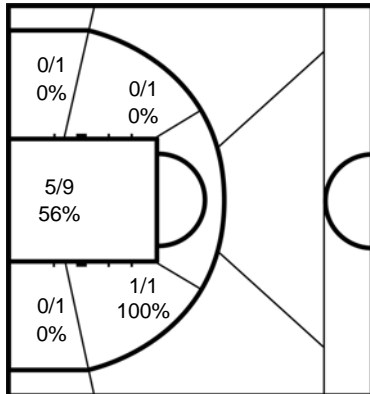
	M/A	%
Field Goals	40 / 78	51
2 Points	38 / 74	51
3 Points	2 / 4	50
Free Throws	9 / 22	41

11 MORROW Katie



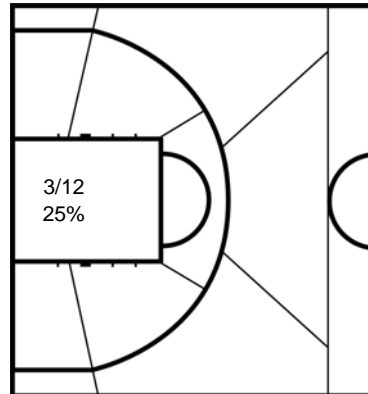
	M/A	%
Field Goals	11 / 21	52
2 Points	11 / 21	52
3 Points		
Free Throws	3 / 6	50

12 EVANS Leah



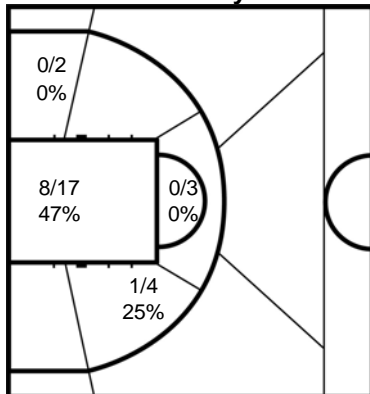
	M/A	%
Field Goals	6 / 12	50
2 Points	6 / 12	50
3 Points		
Free Throws	0 / 1	0

13 BARTLETT Jordanna



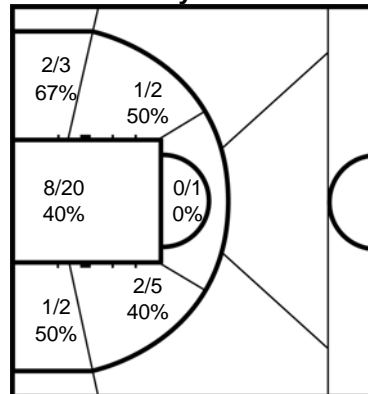
	M/A	%
Field Goals	4 / 13	31
2 Points	4 / 13	31
3 Points		
Free Throws	1 / 3	33

14 HAZELDEN Joy



	M/A	%
Field Goals	10 / 27	37
2 Points	10 / 27	37
3 Points		
Free Throws	2 / 7	29

15 LOVE Robyn



	M/A	%
Field Goals	14 / 33	42
2 Points	14 / 33	42
3 Points		
Free Throws	6 / 10	60

Legend:

%	Shooting Percentage	(C)	Captain	+/-	Plus-Minus	Agn.	Against	AS	Assists
BS	Blocked Shots	DR	Defensive Rebounds	FD	Fouls Drawn	GP	Games Played	M / A	Made / Attempts
MIN	Minutes Played	MPG	Minutes Played per Game	No.	Uniform Number	OR	Offensive Rebounds	PF	Fouls
PPG	Points per Game	PTS	Points	ST	Steals	TO	Turnovers	TOT	Total Rebounds



Cumulative Statistics Estatísticas acumuladas

CAN - Canada

After 6 games

No.	Name	Sport Class	GP	MIN	MPG	Field Goals		2 Points		3 Points		Free Throws		Rebounds			AS	TO	ST	BS	PF	FD	+/-	PTS	PPG
						M/A	%	M/A	%	M/A	%	M/A	%	OR	DR	TOT									
4	STEEVES Tamara	1.5	6	46:37	7:46	4/9	44	4/9	44					7	7	1	2			2	2	7	8	1.3	
5	McLACHLAN Janet (C)	4.5	6	2:53:32	28:55	41/75	55	39/70	56	2/5	40	9/11	82	10	67	77	29	17	7	4	12	16	29	93	15.5
6	YOUNG Arinn	4.5	6	40:16	6:42	18/26	69	18/24	75	0/2	0	0/2	0	1	10	11	4	2	1		3	25	36	6.0	
7	OUELLET Cindy (C)	3.5	6	3:22:55	33:49	49/108	45	49/103	48	0/5	0	7/19	37	11	21	32	34	22	2	12	25	44	105	17.5	
8	LALONDE Rosalie	3.0	6	2:23:18	23:53	20/36	56	20/36	56			10/16	63	7	5	12	15	6	3	11	16	37	50	8.3	
9	YAN Amanda	3.0	6	1:01:25	10:14	11/21	52	11/21	52			2/5	40	2	5	7	4	6		6	3	28	24	4.0	
10	HARNOCK Katie	2.0	6	2:41:29	26:54	13/26	50	13/25	52	0/1	0	0/1	0	2	16	18	20	4	4	1	8	3	32	26	4.3
11	SALES Darda	4.0	2	24:22	12:11	3/5	60	3/5	60			1/1	100	1	5	6	2	1	1		1	1	9	7	3.5
12	FERGUSON Tracey	3.0	4	1:03:20	15:50	3/4	75	3/4	75						11	11	11	4			3	1	29	6	1.5
13	JEWELLS Jamey	1.0	6	2:15:30	22:35	6/19	32	6/19	32			0/2	0	2	12	14	6	1	2	12	3	39	12	2.0	
14	GAVEL Erica	4.5	2	24:36	12:18	1/4	25	1/4	25			0/2	0		9	9	5	4			2	1	4	2	1.0
15	HAWTIN Melanie	1.0	6	2:02:40	20:26	3/6	50	3/6	50						4	4		4	2		5		37	6	1.0
Team / Coach														5	21	26		7							
Totals						172/339	51	170/326	52	2/13	15	29/59	49	41	193	234	131	80	22	5	75	74	10.7	375	62.5
Opponents						141/380	37	141/365	39	0/15	0	29/56	52	53	138	191	108	62	34	5	73	74	-10.7	311	51.8

AVERAGE PER GAME

	CAN	Opponents
Points from Turnovers	72	44
Points in the Paint	234 (117/193) 61%	182 (91/180) 51%
Second Chance Points	34	39
Fast Break Points	96	69
Bench Points	125	86

	CAN	Opponents
Total Field Goals Made	28.7	23.5
2-Points Field Goals Made	28.3	23.5
3-Points Field Goals Made	0.3	
Free Throws Made	4.8	4.8
Offensive Rebounds	6.8	8.8
Defensive Rebounds	32.2	23.0
Total Rebounds	39.0	31.8
Assists	21.8	18.0
Fouls	12.5	12.2
Turnovers	13.3	10.3
Steals	3.7	5.7
Blocked Shots	0.8	0.8
Points from Turnovers	12.0	7.3
Points in the Paint	39.0	30.3
Second Chance Points	5.7	6.5
Fast Break Points	16.0	11.5
Bench Points	20.8	14.3

Phase	CAN Played	Score	Field Goals		2 Points		3 Points		Free Throws		Rebounds			AS	TO	ST	BS	PF	FD	
			M/A	%	M/A	%	M/A	%	M/A	%	OR	DR	TOT							
Group A Preliminary	GBR	43:36	For	20/58	34	20/56	36	0/2	0	3/7	43	4	40	44	14	8	2		8	13
			Agn.	17/64	27	17/62	27	0/2	0	2/4	50	8	34	42	11	7	4		13	8
Group A Preliminary	ARG	73:28	For	35/62	56	34/60	57	1/2	50	2/7	29	10	35	45	25	12	7		8	8
			Agn.	14/52	27	14/46	30	0/6	0	0/4	0	5	20	25	11	17	1	1	8	8
Group A Preliminary	GER	54:68	For	23/52	44	22/48	46	1/4	25	7/15	47	6	25	31	15	12	5	2	12	16
			Agn.	29/58	50	29/56	52	0/2	0	10/15	67	6	26	32	25	8	6		15	12
Group A Preliminary	BRA	82:49	For	39/58	67	39/57	68	0/1	0	4/8	50	7	37	44	34	16	3		14	11
			Agn.	24/68	35	24/65	37	0/3	0	1/7	14	9	14	23	19	11	10	1	11	14
Quarterfinal	NED	60:78	For	28/59	47	28/56	50	0/3	0	4/7	57	6	22	28	21	13	1	2	16	8
			Agn.	35/77	45	35/77	45			8/15	53	21	27	48	21	9	6	3	8	15
Classification Playoff 5/6	CHN	63:52	For	27/50	54	27/49	55	0/1	0	9/15	60	8	34	42	22	19	4	1	17	18
			Agn.	22/61	36	22/59	37	0/2	0	8/11	73	4	17	21	21	10	7		18	17



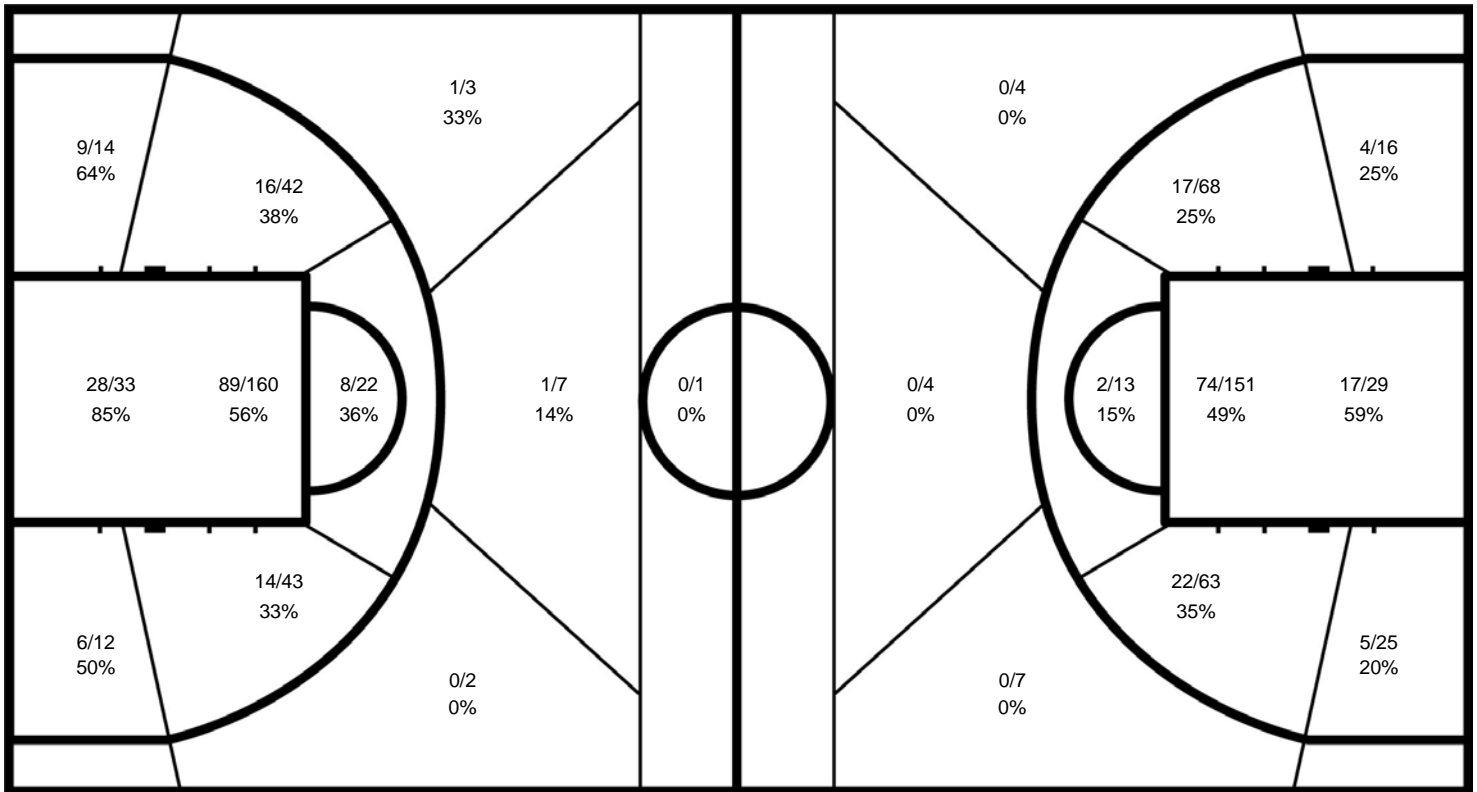
Cumulative Statistics
Estatísticas acumuladas

CAN - Canada

After 6 games

CAN - Canada

Opponents



CAN

	M/A	%
Field Goals	172 / 339	51
2 Points	170 / 326	52
3 Points	2 / 13	15
Free Throws	29 / 59	49

Opponents

%	M/A	
37	141 / 380	Field Goals
39	141 / 365	2 Points
0	0 / 15	3 Points
52	29 / 56	Free Throws

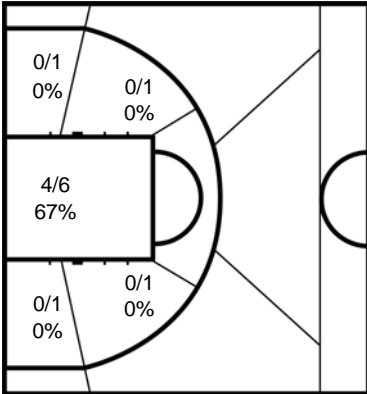


Cumulative Statistics Estatísticas acumuladas

CAN - Canada

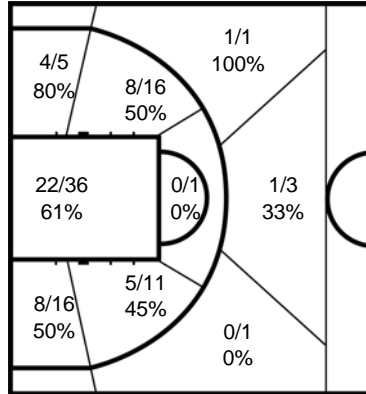
After 6 games

4 STEEVES Tamara



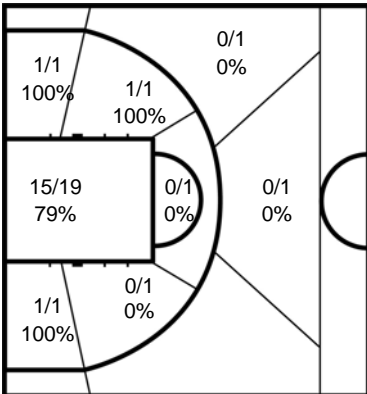
	M/A	%
Field Goals	4 / 9	44
2 Points	4 / 9	44
3 Points		
Free Throws		

5 McLACHLAN Janet



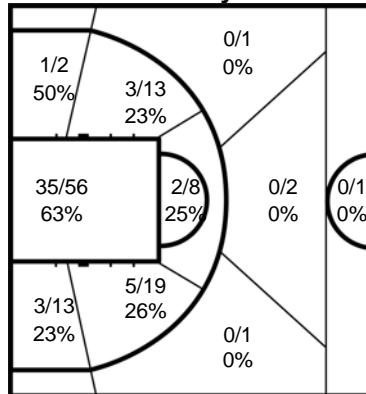
	M/A	%
Field Goals	41 / 75	55
2 Points	39 / 70	56
3 Points	2 / 5	40
Free Throws	9 / 11	82

6 YOUNG Arinn



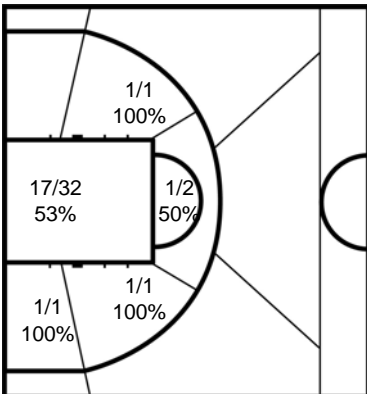
	M/A	%
Field Goals	18 / 26	69
2 Points	18 / 24	75
3 Points	0 / 2	0
Free Throws	0 / 2	0

7 OUELLET Cindy



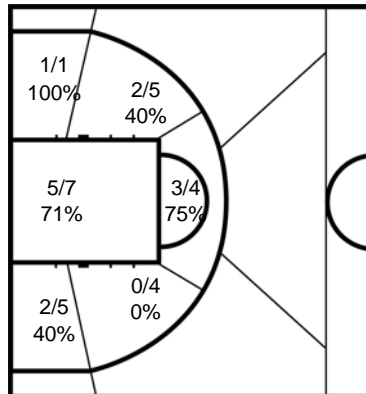
	M/A	%
Field Goals	49 / 108	45
2 Points	49 / 103	48
3 Points	0 / 5	0
Free Throws	7 / 19	37

8 LALONDE Rosalie



	M/A	%
Field Goals	20 / 36	56
2 Points	20 / 36	56
3 Points		
Free Throws	10 / 16	63

9 YAN Amanda



	M/A	%
Field Goals	11 / 21	52
2 Points	11 / 21	52
3 Points		
Free Throws	2 / 5	40

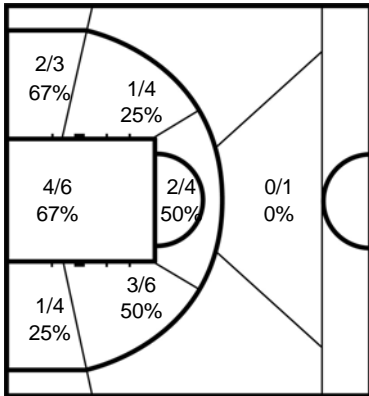


Cumulative Statistics Estatísticas acumuladas

CAN - Canada

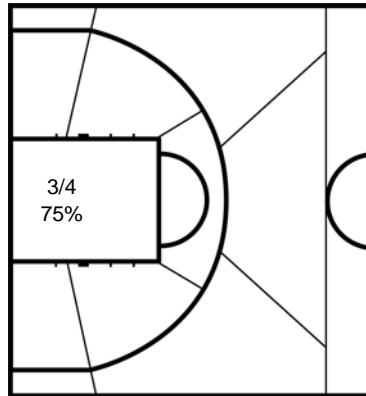
After 6 games

10 HARNOCK Katie



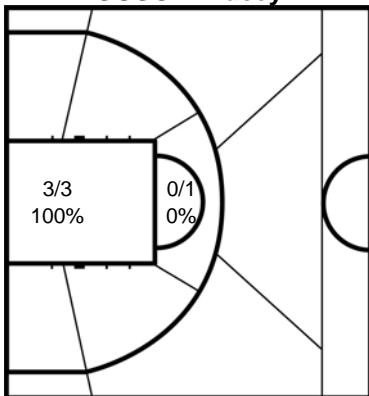
	M/A	%
Field Goals	13 / 26	50
2 Points	13 / 25	52
3 Points	0 / 1	0
Free Throws	0 / 1	0

11 SALES Darda



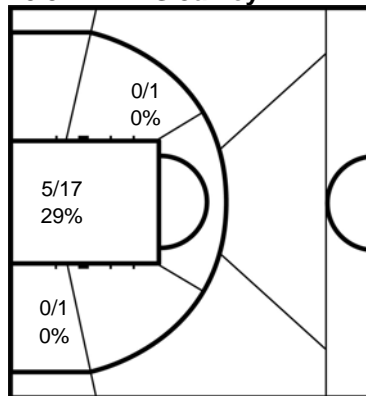
	M/A	%
Field Goals	3 / 5	60
2 Points	3 / 5	60
3 Points		
Free Throws	1 / 1	100

12 FERGUSON Tracey



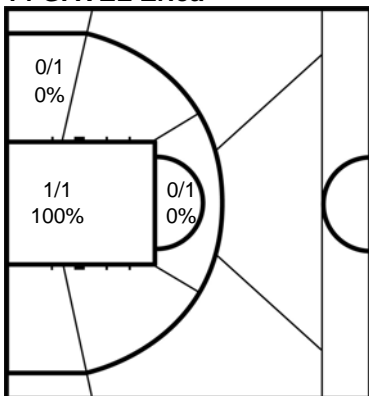
	M/A	%
Field Goals	3 / 4	75
2 Points	3 / 4	75
3 Points		
Free Throws		

13 JEWELLS Jamey



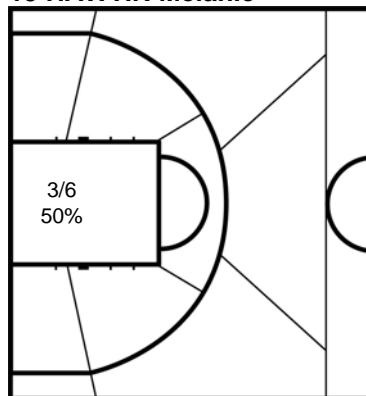
	M/A	%
Field Goals	6 / 19	32
2 Points	6 / 19	32
3 Points		
Free Throws	0 / 2	0

14 GAVEL Erica



	M/A	%
Field Goals	1 / 4	25
2 Points	1 / 4	25
3 Points		
Free Throws	0 / 2	0

15 HAWTIN Melanie



	M/A	%
Field Goals	3 / 6	50
2 Points	3 / 6	50
3 Points		
Free Throws		

Legend:

%	Shooting Percentage	(C)	Captain	+/-	Plus-Minus	Agn.	Against	AS	Assists
BS	Blocked Shots	DR	Defensive Rebounds	FD	Fouls Drawn	GP	Games Played	M / A	Made / Attempts
MIN	Minutes Played	MPG	Minutes Played per Game	No.	Uniform Number	OR	Offensive Rebounds	PF	Fouls
PPG	Points per Game	PTS	Points	ST	Steals	TO	Turnovers	TOT	Total Rebounds



Cumulative Statistics Estatísticas acumuladas

CHN - People's Republic of China

After 6 games

No.	Name	Sport Class	GP	MIN	MPG	Field Goals		2 Points		3 Points		Free Throws		Rebounds			AS	TO	ST	BS	PF	FD	+/-	PTS	PPG													
						M/A	%	M/A	%	M/A	%	M/A	%	OR	DR	TOT																						
4	LEI Tianjiao	4.5	6	1:39:46	16:37	22/50	44	22/50	44			7/10	70	4	10	14	4	7	1	3	7	10	-17	51	8.5													
5	CHEN Xuejing	1.0	6	2:36:36	26:06	5/17	29	5/17	29					6	15	21	7	6	5		4	3	13	10	1.7													
6	WANG Xiaoyan	4.0	2	17:07	8:33	4/8	50	4/8	50			0/2	0	1	2	3	2			1	3	14	8	4.0														
7	LYU Guidi	4.0	6	2:18:03	23:00	27/58	47	27/58	47			5/7	71	8	24	32	9	5	6	11	8	4	59	9.8														
8	LONG Yun (C)	1.5	6	3:04:35	30:45	5/36	14	5/35	14	0/1	0	2/8	25	3	7	10	46	11	3	9	12	-24	12	2.0														
9	CHENG Haizhen	4.5	6	49:20	8:13	7/22	32	7/22	32			0/1	0		11	11	1	3	5		6	2	8	14	2.3													
10	LIN Suiling	3.0	6	1:37:06	16:11	7/12	58	7/12	58					5	8	13	16	4	2		3		19	14	2.3													
11	DAI Jiameng	4.5	6	2:50:17	28:22	35/82	43	35/79	44	0/3	0	14/26	54	4	24	28	14	20	4	2	15	20	-20	84	14.0													
12	DENG Mingzhu	2.0	6	2:32:36	25:26	13/41	32	12/39	31	1/2	50	2/6	33	5	17	22	20	8	12	2	9	8	-22	29	4.8													
13	LI Yanhua	1.5	6	1:53:26	18:54	7/19	37	7/19	37			3/4	75	3	7	10	8	4	5		5	3	-7	17	2.8													
14	HUANG Siting	2.5	2	15:41	7:50	2/6	33	2/6	33						2	2	1	1			1		6	4	2.0													
15	CHEN Damei	3.0	1	5:27	5:27	0/1	0	0/1	0					1	2	3		1					1															
Team / Coach														8	12	20		10																				
Totals						134/352	38	133/346	38	1/6	17	33/64	52	48	141	189	128	80	43	7	71	69	-0.8	302	50.3													
Opponents						140/336	42	139/327	43	1/9	11	26/57	46	63	181	244	84	113	34	12	70	71	0.8	307	51.2													

AVERAGE PER GAME

	CHN	Opponents
Points from Turnovers	81	73
Points in the Paint	154 (77/174) 44%	144 (72/163) 44%
Second Chance Points	41	54
Fast Break Points	82	63
Bench Points	124	84

	CHN	Opponents
Total Field Goals Made	22.3	23.3
2-Points Field Goals Made	22.2	23.2
3-Points Field Goals Made	0.2	0.2
Free Throws Made	5.5	4.3
Offensive Rebounds	8.0	10.5
Defensive Rebounds	23.5	30.2
Total Rebounds	31.5	40.7
Assists	21.3	14.0
Fouls	11.8	11.7
Turnovers	13.3	18.8
Steals	7.2	5.7
Blocked Shots	1.2	2.0
Points from Turnovers	13.5	12.2
Points in the Paint	25.7	24.0
Second Chance Points	6.8	9.0
Fast Break Points	13.7	10.5
Bench Points	20.7	14.0

Phase	CHN Played	Score		Field Goals		2 Points		3 Points		Free Throws		Rebounds			AS	TO	ST	BS	PF	FD
				M/A	%	M/A	%	M/A	%	M/A	%	OR	DR	TOT						
Group B Preliminary	ALG	88:16	For	41/74	55	40/73	55	1/1	100	5/10	50	13	36	49	39	14	16	1	4	12
			Agn.	8/48	17	8/43	19	0/5	0	0/4	0	5	24	29	2	36	7	3	12	4
Group B Preliminary	FRA	59:39	For	25/57	44	25/56	45	0/1	0	9/23	39	9	26	35	27	15	9	1	12	18
			Agn.	18/57	32	18/57	32			3/9	33	13	28	41	11	25	6	1	19	12
Group B Preliminary	USA	36:70	For	17/53	32	17/51	33	0/2	0	2/4	50	7	20	27	13	13	2		9	8
			Agn.	32/61	52	32/59	54	0/2	0	6/10	60	11	29	40	19	6	4	1	8	9
Group B Preliminary	NED	29:62	For	13/49	27	13/49	27			3/8	38	6	20	26	10	20	6		15	8
			Agn.	28/64	44	28/64	44			6/13	46	18	32	50	15	15	11	2	8	15
Quarterfinal	GBR	38:57	For	16/58	28	16/58	28			6/8	75	9	22	31	18	8	3	5	13	6
			Agn.	27/56	48	26/55	47	1/1	100	2/6	33	8	34	42	15	12	2	4	6	13
Classification Playoff 5/6	CAN	52:63	For	22/61	36	22/59	37	0/2	0	8/11	73	4	17	21	21	10	7		18	17
			Agn.	27/50	54	27/49	55	0/1	0	9/15	60	8	34	42	22	19	4	1	17	18



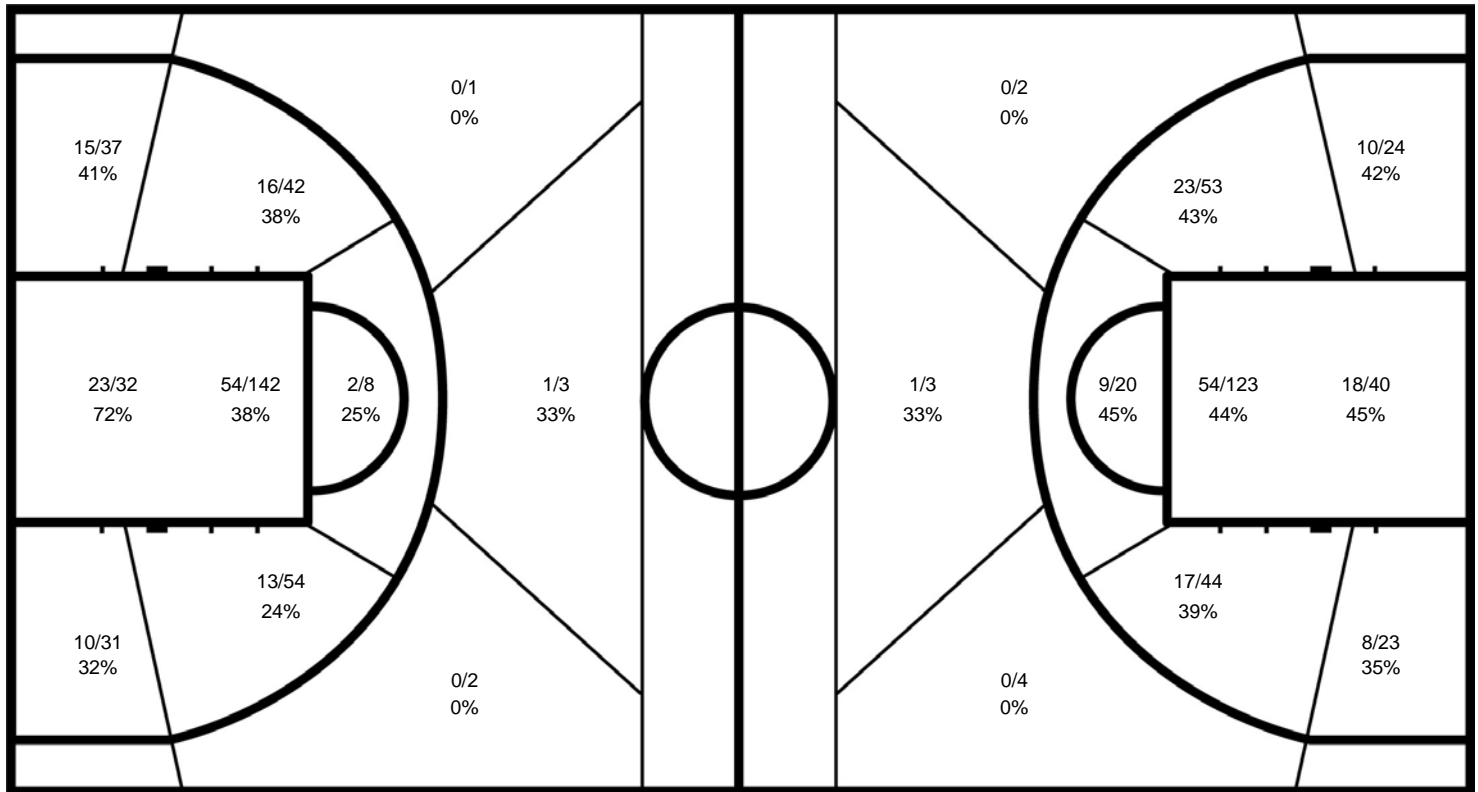
Cumulative Statistics
Estatísticas acumuladas

CHN - People's Republic of China

After 6 games

CHN - People's Republic of China

Opponents



CHN

	M/A	%
Field Goals	134 / 352	38
2 Points	133 / 346	38
3 Points	1 / 6	17
Free Throws	33 / 64	52

Opponents

%	M/A	
42	140 / 336	Field Goals
43	139 / 327	2 Points
11	1 / 9	3 Points
46	26 / 57	Free Throws

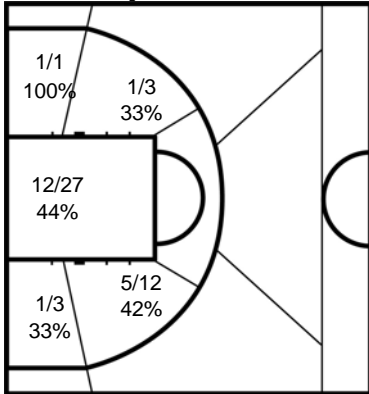


Cumulative Statistics Estatísticas acumuladas

CHN - People's Republic of China

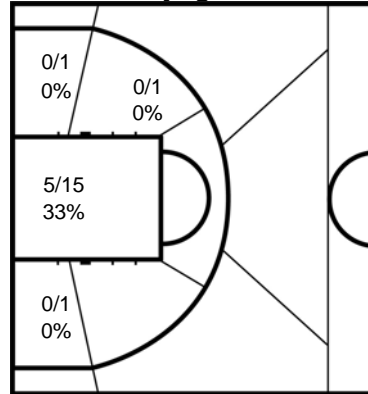
After 6 games

4 LEI Tianjiao



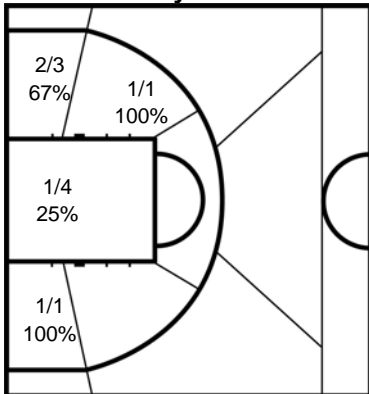
	M/A	%
Field Goals	22 / 50	44
2 Points	22 / 50	44
3 Points		
Free Throws	7 / 10	70

5 CHEN Xuejing



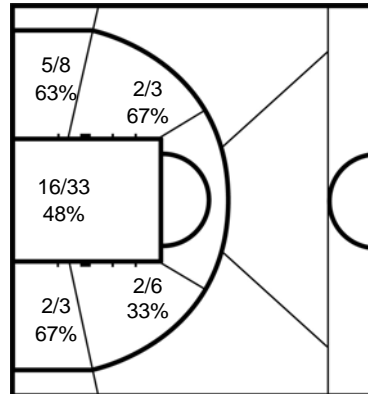
	M/A	%
Field Goals	5 / 17	29
2 Points	5 / 17	29
3 Points		
Free Throws		

6 WANG Xiaoyan



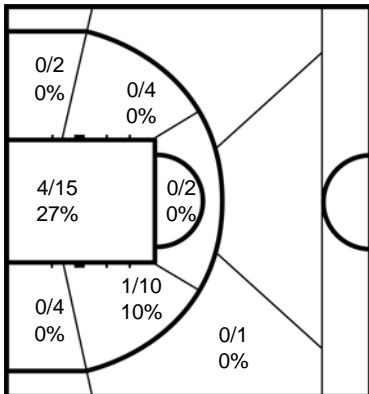
	M/A	%
Field Goals	4 / 8	50
2 Points	4 / 8	50
3 Points		
Free Throws	0 / 2	0

7 LYU Guidi



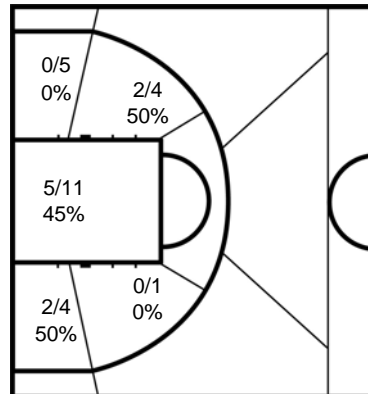
	M/A	%
Field Goals	27 / 58	47
2 Points	27 / 58	47
3 Points		
Free Throws	5 / 7	71

8 LONG Yun



	M/A	%
Field Goals	5 / 36	14
2 Points	5 / 35	14
3 Points	0 / 1	0
Free Throws	2 / 8	25

9 CHENG Haizhen



	M/A	%
Field Goals	7 / 22	32
2 Points	7 / 22	32
3 Points		
Free Throws	0 / 1	0

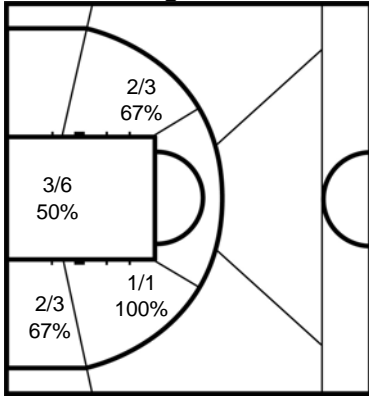


Cumulative Statistics
Estatísticas acumuladas

CHN - People's Republic of China

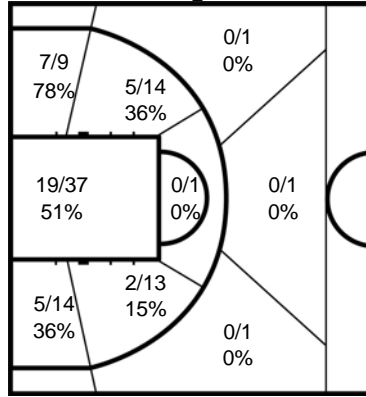
After 6 games

10 LIN Suiling



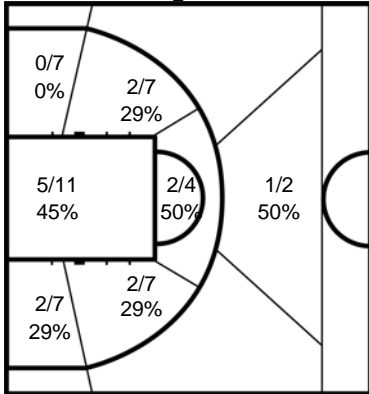
	M/A	%
Field Goals	7 / 12	58
2 Points	7 / 12	58
3 Points		
Free Throws		

11 DAI Jiameng



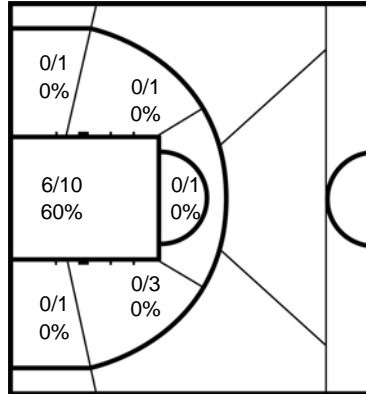
	M/A	%
Field Goals	35 / 82	43
2 Points	35 / 79	44
3 Points	0 / 3	0
Free Throws	14 / 26	54

12 DENG Mingzhu



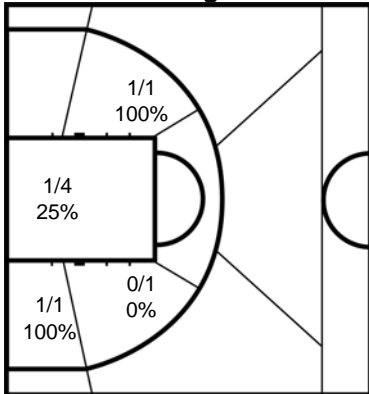
	M/A	%
Field Goals	13 / 41	32
2 Points	12 / 39	31
3 Points	1 / 2	50
Free Throws	2 / 6	33

13 LI Yanhua



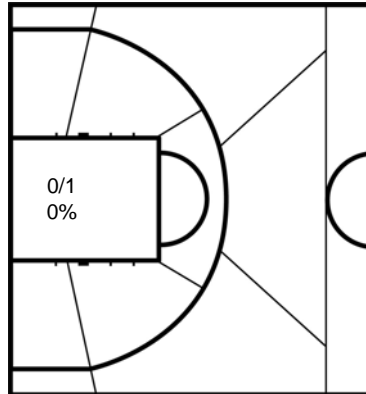
	M/A	%
Field Goals	7 / 19	37
2 Points	7 / 19	37
3 Points		
Free Throws	3 / 4	75

14 HUANG Siting



	M/A	%
Field Goals	2 / 6	33
2 Points	2 / 6	33
3 Points		
Free Throws		

15 CHEN Damei



	M/A	%
Field Goals	0 / 1	0
2 Points	0 / 1	0
3 Points		
Free Throws		

Legend:			
%	Shooting Percentage	(C)	Captain
BS	Blocked Shots	DR	Defensive Rebounds
MIN	Minutes Played	MPG	Minutes Played per Game
PPG	Points per Game	PTS	Points
+/-	Plus-Minus	FD	Fouls Drawn
Agn.	Against	No.	Uniform Number
GP	Games Played	ST	Steals
OR	Offensive Rebounds	AS	Assists
TO	Turnovers	M / A	Made / Attempts
		PF	Fouls
		TOT	Total Rebounds



Cumulative Statistics Estatísticas acumuladas

BRA - Brazil

After 6 games

No.	Name	Sport Class	GP	MIN	MPG	Field Goals		2 Points		3 Points		Free Throws		Rebounds			AS	TO	ST	BS	PF	FD	+/-	PTS	PPG
						M/A	%	M/A	%	M/A	%	M/A	%	OR	DR	TOT									
4	SILVA Ivanilde	3.5	3	23:08	7:42	0/4	0	0/4	0					3	3	2				1	1	23			
5	FARIAS Andreia	1.0	6	2:55:14	29:12	12/20	60	12/20	60			2/4	50	12	7	19	5	4	5	1	6	5	-35	26	4.3
6	ASSUNCAO Perla (C)	2.0	6	3:12:59	32:09	16/70	23	16/64	25	0/6	0	1/4	25	6	8	14	15	9	4	7	4	-94	33	5.5	
7	COSTA Lucicleia	2.5	6	1:24:22	14:03	5/18	28	5/18	28			1/1	100	1	8	9	5	7	7	8	2	-2	11	1.8	
8	RAMOS Rosalia	1.5	6	1:46:48	17:48	0/6	0	0/6	0			1/2	50	2	2	2	2	1	1	7	3	1	1	0.2	
9	ROSA Ana Aurelia	3.5	6	1:42:28	17:04	9/26	35	9/26	35			1/4	25	4	10	14	10	2	1	3	4	-23	19	3.2	
10	SANTANA Jessica	2.5	6	2:33:35	25:35	13/53	25	13/52	25	0/1	0	2/4	50	7	11	18	23	11	12	16	7	-50	28	4.7	
11	VIEIRA Geisa	4.0	5	29:00	5:48	5/11	45	5/11	45			0/1	0	4	4	8		1	1	3	2	-15	10	2.0	
12	MARTINS Lia	4.5	6	2:20:36	23:26	28/84	33	28/79	35	0/5	0	11/22	50	4	24	28	9	5	8	3	7	28	-13	67	11.2
13	MAIA Geisiane	3.0	2	19:52	9:56	4/11	36	4/10	40	0/1	0	1/3	33	1	1	1	1	2		3	3	-1	9	4.5	
14	KLOKLER Paola	4.0	4	39:40	9:55	3/10	30	3/10	30			1/3	33	6	3	9	1	3	1	1	3	2	-43	7	1.8
15	ALMEIDA Vileide	4.5	6	2:12:18	22:03	37/71	52	37/71	52			5/15	33	7	25	32	15	13	17	12	22	-28	79	13.2	
Team / Coach														7	13	20		6		1					
Totals						132/384	34	132/371	36	0/13	0	26/63	41	58	119	177	86	64	59	6	74	83	-9.3	290	48.3
Opponents						159/313	51	159/306	52	0/7	0	28/44	64	32	208	240	127	120	21	6	82	74	9.3	346	57.7

AVERAGE PER GAME

	BRA	Opponents
Points from Turnovers	107	62
Points in the Paint	178 (89/182) 49%	234 (117/194) 60%
Second Chance Points	37	28
Fast Break Points	80	76
Bench Points	151	108

	BRA	Opponents
Total Field Goals Made	22.0	26.5
2-Points Field Goals Made	22.0	26.5
3-Points Field Goals Made		
Free Throws Made	4.3	4.7
Offensive Rebounds	9.7	5.3
Defensive Rebounds	19.8	34.7
Total Rebounds	29.5	40.0
Assists	14.3	21.2
Fouls	12.3	13.7
Turnovers	10.7	20.0
Steals	9.8	3.5
Blocked Shots	1.0	1.0
Points from Turnovers	17.8	10.3
Points in the Paint	29.7	39.0
Second Chance Points	6.2	4.7
Fast Break Points	13.3	12.7
Bench Points	25.2	18.0

Phase	BRA Played	Score		Field Goals		2 Points		3 Points		Free Throws		Rebounds			AS	TO	ST	BS	PF	FD
				M/A	%	M/A	%	M/A	%	M/A	%	OR	DR	TOT						
Group A Preliminary	ARG	85:19	For	36/69	52	36/68	53	0/1	0	13/26	50	17	21	38	21	11	22		9	26
			Agn.	9/34	26	9/31	29	0/3	0	1/3	33	1	20	21	6	42	4	1	25	10
Group A Preliminary	GER	32:77	For	15/63	24	15/59	25	0/4	0	2/6	33	9	9	18	4	11	9	2	18	10
			Agn.	33/53	62	33/52	63	0/1	0	11/14	79	11	41	52	29	19	4	1	10	17
Group A Preliminary	GBR	32:63	For	15/61	25	15/57	26	0/4	0	2/9	22	8	19	27	11	9	5		13	8
			Agn.	29/51	57	29/51	57			5/9	56	3	41	44	19	15	6	1	8	13
Group A Preliminary	CAN	49:82	For	24/68	35	24/65	37	0/3	0	1/7	14	9	14	23	19	11	10	1	11	14
			Agn.	39/58	67	39/57	68	0/1	0	4/8	50	7	37	44	34	16	3		14	11
Quarterfinal	USA	35:66	For	16/64	25	16/63	25	0/1	0	3/3	100	5	23	28	13	6	3	1	12	7
			Agn.	31/58	53	31/56	55	0/2	0	4/4	100	2	42	44	22	10	1	3	7	12
Classification Playoff 7/8	FRA	57:39	For	26/59	44	26/59	44			5/12	42	10	33	43	18	16	10	2	11	18
			Agn.	18/59	31	18/59	31			3/6	50	8	27	35	17	18	3		18	11



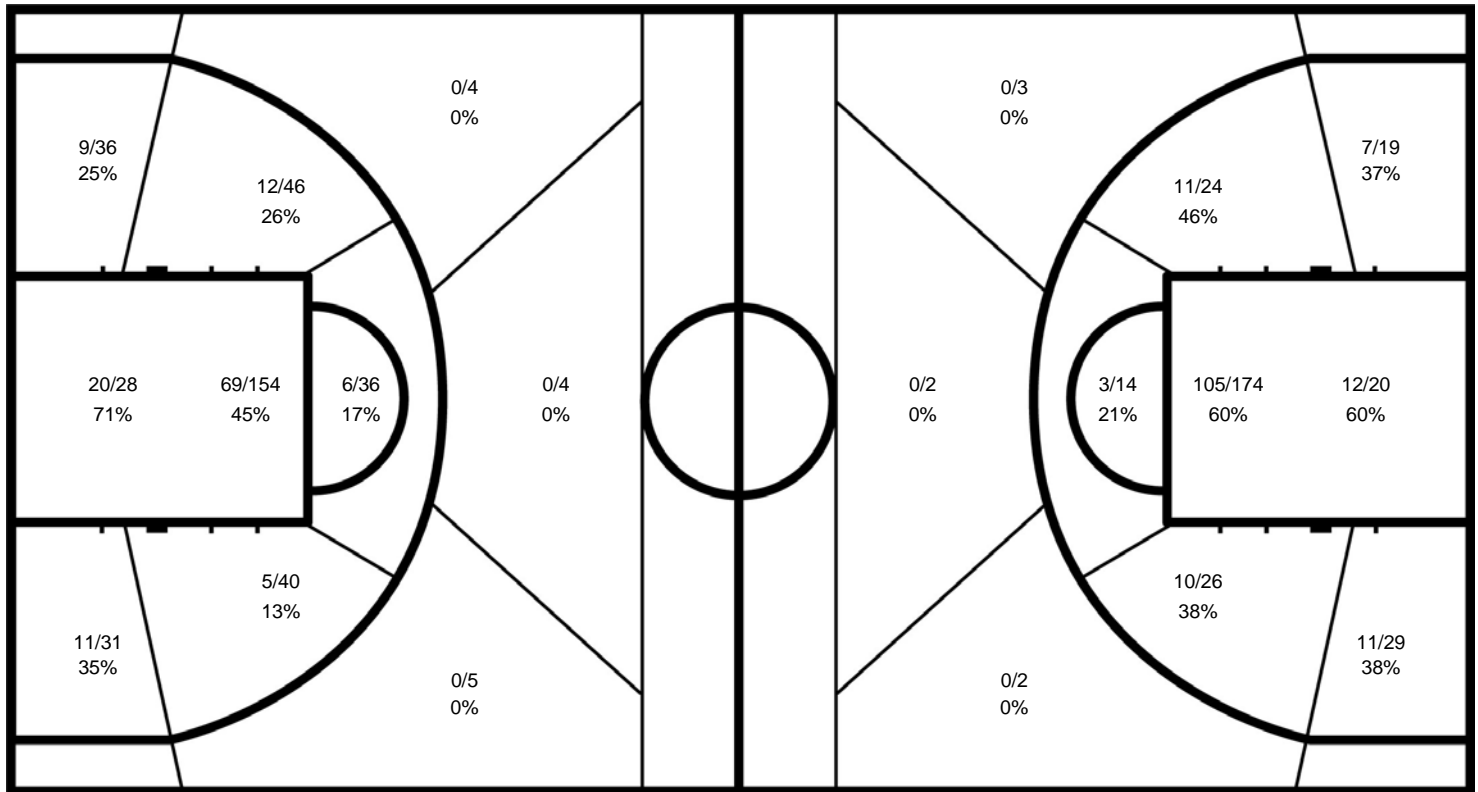
Cumulative Statistics
Estatísticas acumuladas

BRA - Brazil

After 6 games

BRA - Brazil

Opponents



BRA

	M/A	%
Field Goals	132 / 384	34
2 Points	132 / 371	36
3 Points	0 / 13	0
Free Throws	26 / 63	41

Opponents

%	M/A	
51	159 / 313	Field Goals
52	159 / 306	2 Points
0	0 / 7	3 Points
64	28 / 44	Free Throws

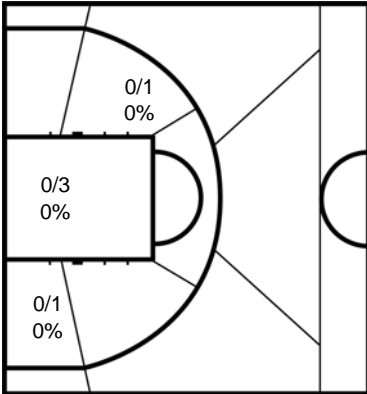


Cumulative Statistics Estatísticas acumuladas

BRA - Brazil

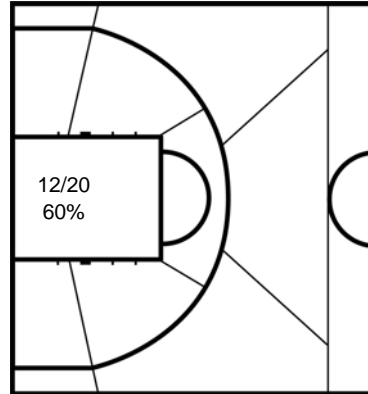
After 6 games

4 SILVA Ivanilde



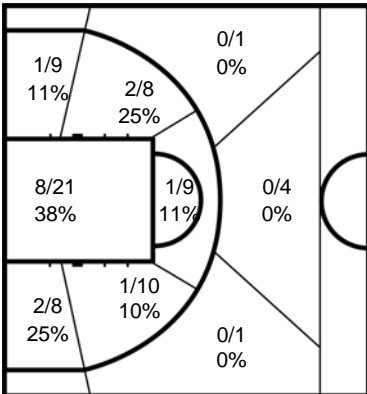
	M/A	%
Field Goals	0 / 4	0
2 Points	0 / 4	0
3 Points		
Free Throws		

5 FARIAS Andreia



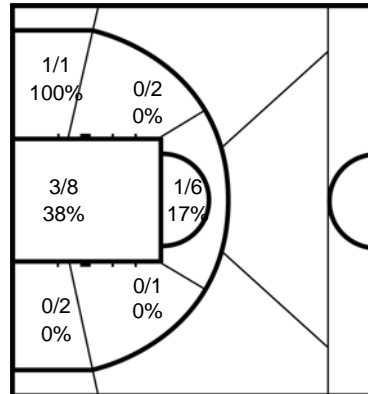
	M/A	%
Field Goals	12 / 20	60
2 Points	12 / 20	60
3 Points		
Free Throws	2 / 4	50

6 ASSUNCAO Perla



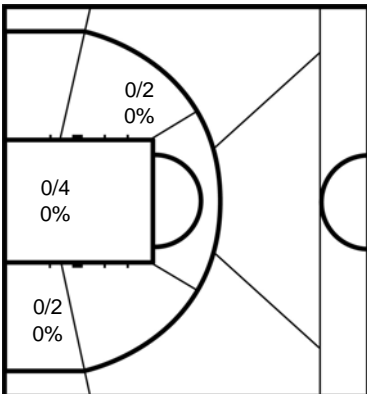
	M/A	%
Field Goals	16 / 70	23
2 Points	16 / 64	25
3 Points	0 / 6	0
Free Throws	1 / 4	25

7 COSTA Lucicleia



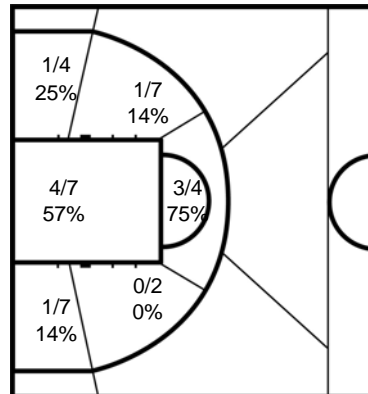
	M/A	%
Field Goals	5 / 18	28
2 Points	5 / 18	28
3 Points		
Free Throws	1 / 1	100

8 RAMOS Rosalia



	M/A	%
Field Goals	0 / 6	0
2 Points	0 / 6	0
3 Points		
Free Throws	1 / 2	50

9 ROSA Ana Aurelia



	M/A	%
Field Goals	9 / 26	35
2 Points	9 / 26	35
3 Points		
Free Throws	1 / 4	25

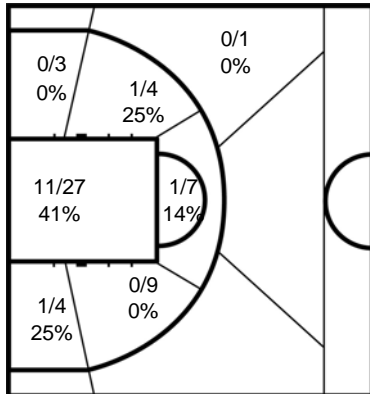


Cumulative Statistics Estatísticas acumuladas

BRA - Brazil

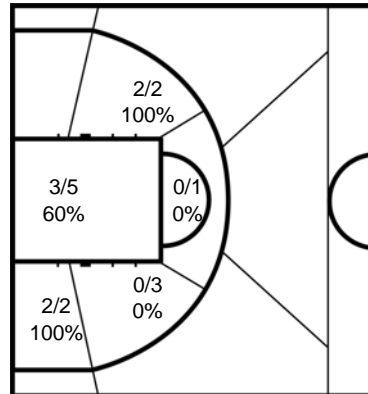
After 6 games

10 SANTANA Jessica



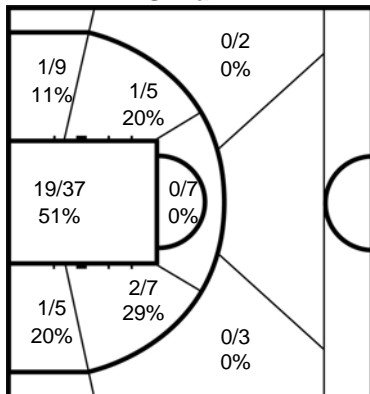
	M/A	%
Field Goals	13 / 53	25
2 Points	13 / 52	25
3 Points	0 / 1	0
Free Throws	2 / 4	50

11 VIEIRA Geisa



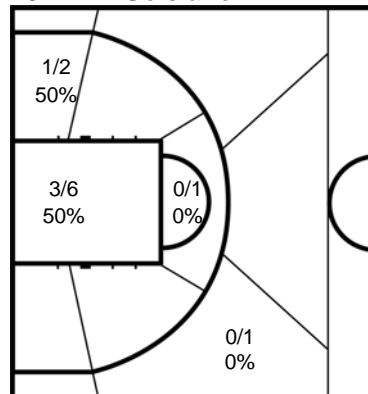
	M/A	%
Field Goals	5 / 11	45
2 Points	5 / 11	45
3 Points		
Free Throws	0 / 1	0

12 MARTINS Lia



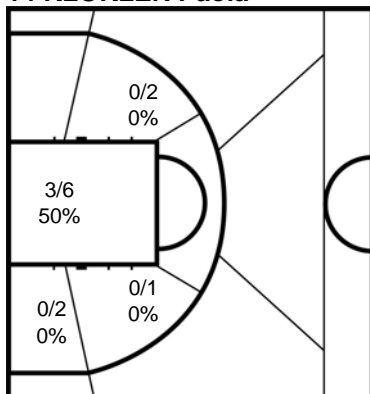
	M/A	%
Field Goals	28 / 84	33
2 Points	28 / 79	35
3 Points	0 / 5	0
Free Throws	11 / 22	50

13 MAIA Geisiane



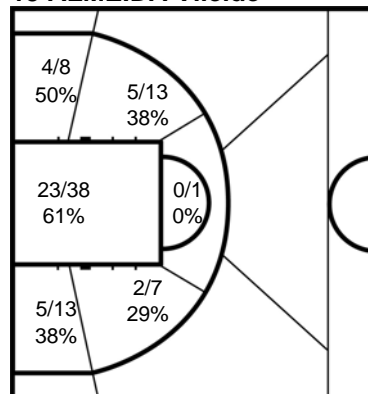
	M/A	%
Field Goals	4 / 11	36
2 Points	4 / 10	40
3 Points	0 / 1	0
Free Throws	1 / 3	33

14 KLOKLER Paola



	M/A	%
Field Goals	3 / 10	30
2 Points	3 / 10	30
3 Points		
Free Throws	1 / 3	33

15 ALMEIDA Vileide



	M/A	%
Field Goals	37 / 71	52
2 Points	37 / 71	52
3 Points		
Free Throws	5 / 15	33

Legend:							
%	Shooting Percentage	(C)	Captain	+/-	Plus-Minus	Agn.	Against
BS	Blocked Shots	DR	Defensive Rebounds	FD	Fouls Drawn	GP	Games Played
MIN	Minutes Played	MPG	Minutes Played per Game	No.	Uniform Number	OR	Offensive Rebounds
PPG	Points per Game	PTS	Points	ST	Steals	TO	Turnovers
						AS	Assists
						M / A	Made / Attempts
						PF	Fouls
						TOT	Total Rebounds



Cumulative Statistics Estatísticas acumuladas

FRA - France

After 6 games

No.	Name	Sport Class	GP	MIN	MPG	Field Goals		2 Points		3 Points		Free Throws		Rebounds			AS	TO	ST	BS	PF	FD	+/-	PTS	PPG										
						M/A	%	M/A	%	M/A	%	M/A	%	OR	DR	TOT																			
4	AWAD Sandrella	1.0	6	2:53:14	28:52	2/9	22	2/9	22					4	7	11	3	9	1	1	10	3	-112	4	0.7										
5	FALL Oumy	2.5	6	1:13:44	12:17	2/10	20	2/10	20					2	4	6	4	7	2		6	4	-57	4	0.7										
6	COSTE Perrine	1.0	6	1:00:04	10:00	0/3	0	0/3	0			0/2	0	2	2		3			2	2	-52													
7	ETAIVARD-GLEMP Agnes	1.0	6	3:19:38	33:16	14/32	44	14/30	47	0/2	0	0/2	0	3	14	17	21	13	3		8	3	-125	28	4.7										
8	WATINE Juliette	2.0	6	52:06	8:41	4/11	36	4/11	36			0/2	0	7	7	5	6	1		4	3	-12	8	1.3											
9	SAINT-OMER-DELEPINE Fabienne	4.5	6	1:50:21	18:23	24/67	36	24/66	36	0/1	0	1/6	17	10	33	43	9	15	5	2	10	9	-54	49	8.2										
10	LAURENT Kathy	4.5	6	51:50	8:38	12/33	36	12/33	36			2/7	29	1	9	10	8	9	3	2	15	5	-38	26	4.3										
11	MENARD Emilie	2.5	6	2:41:14	26:52	13/42	31	13/41	32	0/1	0	8/14	57	9	13	22	5	7	6		9	11	-104	34	5.7										
12	THIEURMEL Solenn	4.5	6	28:15	4:42	2/12	17	2/12	17			0/1	0	1	2	3		5	1		1	3	-24	4	0.7										
13	WEMBOLUA Grace	4.0	6	1:00:42	10:07	4/21	19	4/21	19			1/2	50	3	9	12	11	7	2	1	5	5	-27	9	1.5										
14	BUSO Marianne	4.5	6	2:18:12	23:02	24/59	41	24/59	41			6/14	43	9	12	21	15	11	9	1	14	11	-93	54	9.0										
15	PICHON Angelique (C)	4.5	6	1:30:40	15:06	11/39	28	11/37	30	0/2	0	3/5	60	1	16	17	7	7	2		8	6	-72	25	4.2										
Team / Coach													9	11	20		26																		
Totals						112/338	33	112/332	34	0/6	0	21/55	38	52	139	191	88	125	35	7	92	65	-25.7	245	40.8										
Opponents						176/353	50	173/343	50	3/10	30	44/89	49	63	181	244	157	97	54	11	65	91	25.7	399	66.5										

AVERAGE PER GAME

	FRA	Opponents
Points from Turnovers	68	93
Points in the Paint	148 (74/183) 40%	282 (141/248) 57%
Second Chance Points	30	57
Fast Break Points	39	139
Bench Points	94	129

	FRA	Opponents
Total Field Goals Made	18.7	29.3
2-Points Field Goals Made	18.7	28.8
3-Points Field Goals Made		0.5
Free Throws Made	3.5	7.3
Offensive Rebounds	8.7	10.5
Defensive Rebounds	23.2	30.2
Total Rebounds	31.8	40.7
Assists	14.7	26.2
Fouls	15.3	10.8
Turnovers	20.8	16.2
Steals	5.8	9.0
Blocked Shots	1.2	1.8
Points from Turnovers	11.3	15.5
Points in the Paint	24.7	47.0
Second Chance Points	5.0	9.5
Fast Break Points	6.5	23.2
Bench Points	15.7	21.5

Phase	FRA Played	Score		Field Goals		2 Points		3 Points		Free Throws		Rebounds			AS	TO	ST	BS	PF	FD
				M/A	%	M/A	%	M/A	%	M/A	%	OR	DR	TOT						
Group B Preliminary	USA	37:93	For	17/59	29	17/58	29	0/1	0	3/5	60	8	20	28	11	23	6	1	16	6
			Agn.	41/64	64	40/63	63	1/1	100	10/21	48	11	34	45	35	11	11	2	6	16
Group B Preliminary	CHN	39:59	For	18/57	32	18/57	32			3/9	33	13	28	41	11	25	6	1	19	12
			Agn.	25/57	44	25/56	45	0/1	0	9/23	39	9	26	35	27	15	9	1	12	18
Group B Preliminary	NED	30:81	For	14/45	31	14/42	33	0/3	0	2/8	25	1	25	26	14	25	4	1	13	8
			Agn.	38/76	50	38/74	51	0/2	0	5/10	50	16	31	47	34	9	10		8	13
Group B Preliminary	ALG	72:33	For	33/66	50	33/65	51	0/1	0	6/18	33	13	24	37	29	20	14	3	14	20
			Agn.	12/43	28	10/37	27	2/6	33	7/10	70	8	26	34	11	37	8	2	20	14
Quarterfinal	GER	28:76	For	12/52	23	12/51	24	0/1	0	4/9	44	9	15	24	6	14	2	1	12	8
			Agn.	34/54	63	34/54	63			8/13	62	9	31	40	32	9	6	4	8	12
Classification Playoff 7/8	BRA	39:57	For	18/59	31	18/59	31			3/6	50	8	27	35	17	18	3		18	11
			Agn.	26/59	44	26/59	44			5/12	42	10	33	43	18	16	10	2	11	18



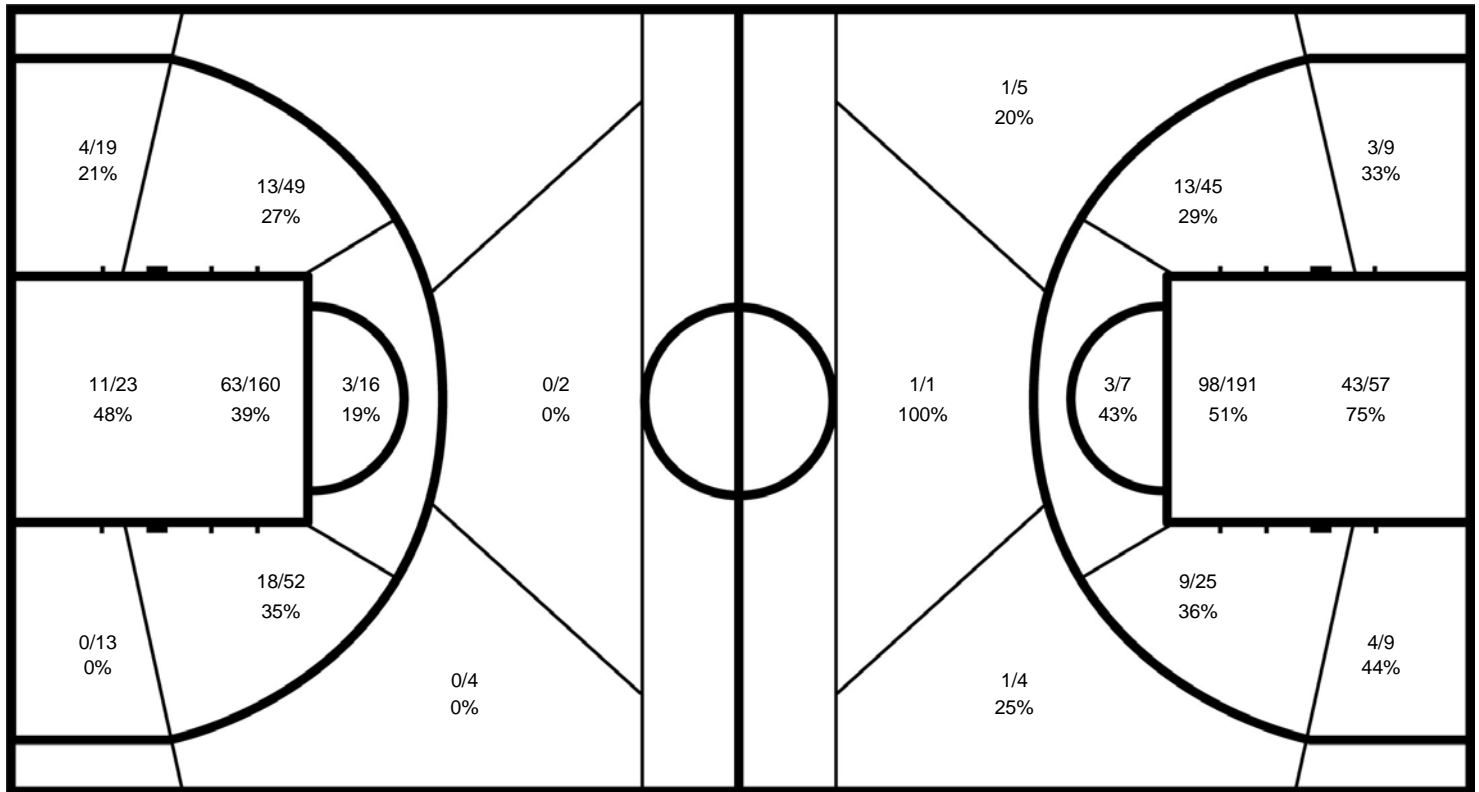
Cumulative Statistics
Estatísticas acumuladas

FRA - France

After 6 games

FRA - France

Opponents



FRA

	M/A	%
Field Goals	112 / 338	33
2 Points	112 / 332	34
3 Points	0 / 6	0
Free Throws	21 / 55	38

Opponents

%	M/A	
50	176 / 353	Field Goals
50	173 / 343	2 Points
30	3 / 10	3 Points
49	44 / 89	Free Throws

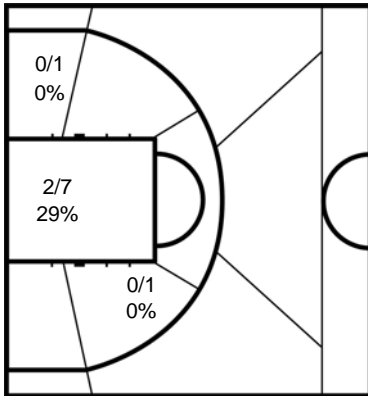


Cumulative Statistics Estatísticas acumuladas

FRA - France

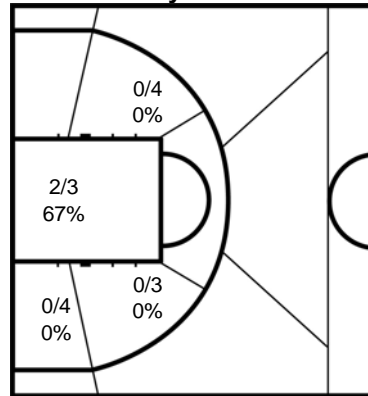
After 6 games

4 AWAD Sandrella



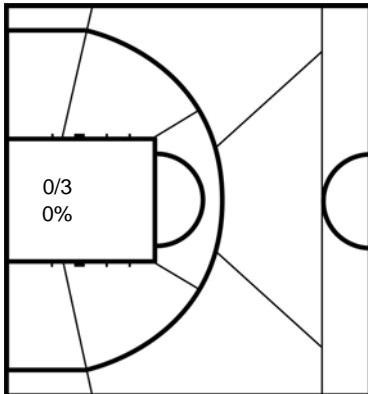
	M/A	%
Field Goals	2 / 9	22
2 Points	2 / 9	22
3 Points		
Free Throws		

5 FALL Oumy



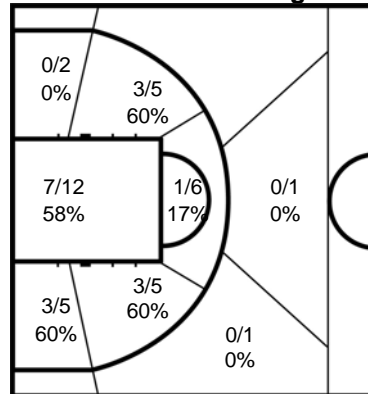
	M/A	%
Field Goals	2 / 10	20
2 Points	2 / 10	20
3 Points		
Free Throws		

6 COSTE Perrine



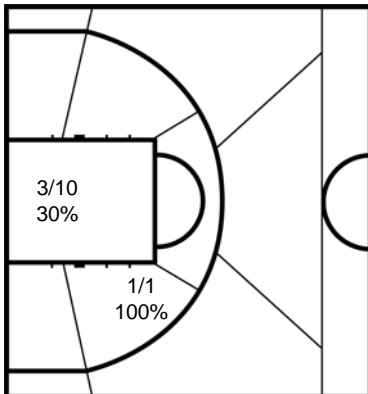
	M/A	%
Field Goals	0 / 3	0
2 Points	0 / 3	0
3 Points		
Free Throws	0 / 2	0

7 ETAVARD-GLEMP Agnes



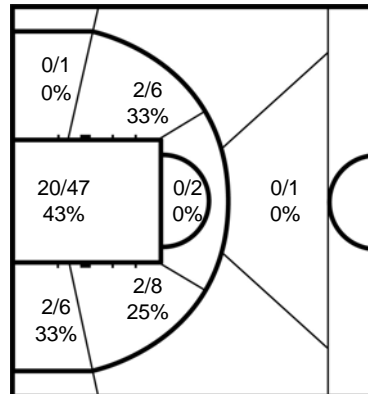
	M/A	%
Field Goals	14 / 32	44
2 Points	14 / 30	47
3 Points	0 / 2	0
Free Throws	0 / 2	0

8 WATINE Juliette



	M/A	%
Field Goals	4 / 11	36
2 Points	4 / 11	36
3 Points		
Free Throws	0 / 2	0

9 SAINT OMER-DELEPINE Fabienne



	M/A	%
Field Goals	24 / 67	36
2 Points	24 / 66	36
3 Points	0 / 1	0
Free Throws	1 / 6	17

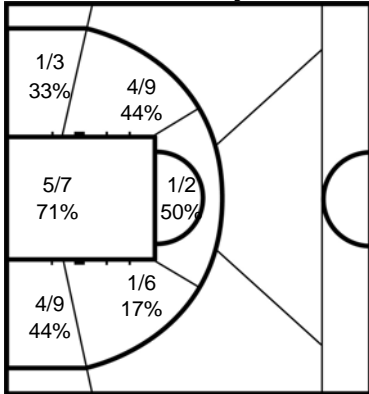


Cumulative Statistics Estatísticas acumuladas

FRA - France

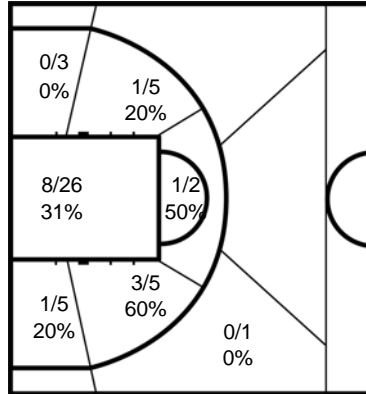
After 6 games

10 LAURENT Kathy



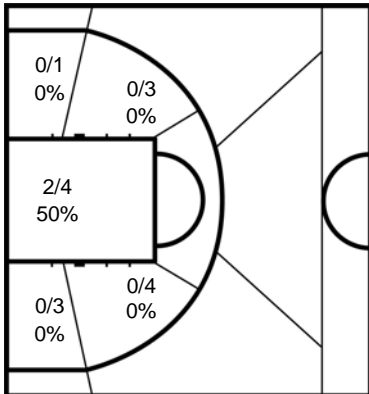
	M/A	%
Field Goals	12 / 33	36
2 Points	12 / 33	36
3 Points		
Free Throws	2 / 7	29

11 MENARD Emilie



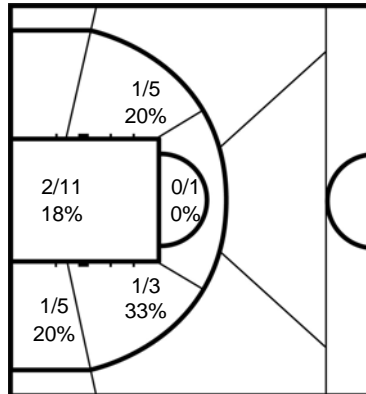
	M/A	%
Field Goals	13 / 42	31
2 Points	13 / 41	32
3 Points	0 / 1	0
Free Throws	8 / 14	57

12 THIEURMEL Solenn



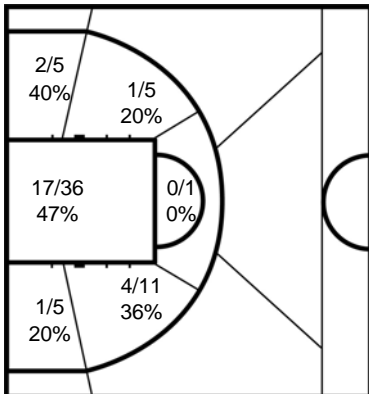
	M/A	%
Field Goals	2 / 12	17
2 Points	2 / 12	17
3 Points		
Free Throws	0 / 1	0

13 WEMBOLUA Grace



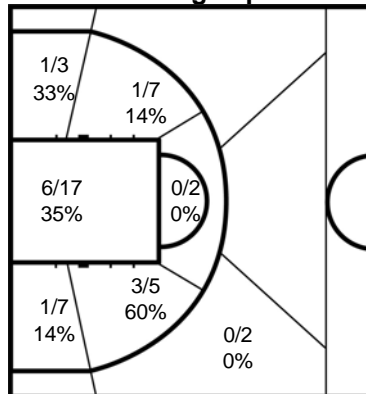
	M/A	%
Field Goals	4 / 21	19
2 Points	4 / 21	19
3 Points		
Free Throws	1 / 2	50

14 BUSO Marianne



	M/A	%
Field Goals	24 / 59	41
2 Points	24 / 59	41
3 Points		
Free Throws	6 / 14	43

15 PICHON Angelique



	M/A	%
Field Goals	11 / 39	28
2 Points	11 / 37	30
3 Points	0 / 2	0
Free Throws	3 / 5	60

Legend:			
%	Shooting Percentage	(C)	Captain
BS	Blocked Shots	DR	Defensive Rebounds
MIN	Minutes Played	MPG	Minutes Played per Game
PPG	Points per Game	PTS	Points
+/-	Plus-Minus	FD	Fouls Drawn
Agn.	Against	No.	Uniform Number
GP	Games Played	ST	Steals
OR	Offensive Rebounds	AS	Assists
TO	Turnovers	M / A	Made / Attempts
		PF	Fouls
		TOT	Total Rebounds



Cumulative Statistics Estatísticas acumuladas

ARG - Argentina

After 5 games

No.	Name	Sport Class	GP	MIN	MPG	Field Goals		2 Points		3 Points		Free Throws		Rebounds			AS	TO	ST	BS	PF	FD	+/-	PTS	PPG
						M/A	%	M/A	%	M/A	%	M/A	%	OR	DR	TOT									
4	CASTALDI Maria	2.0	4	28:45	7:11	3/4	75	3/4	75								1			1	1	-34	6	1.5	
5	SALCEDO Vanesa	1.0	5	1:16:45	15:21	0/1	0	0/1	0					1	1	1	6			7		-88			
6	CHIRINOS Maria	1.0	4	25:17	6:19									1	2	3	1	1		2		-20			
7	CABRERA Amelia	4.0	3	16:58	5:39	0/2	0	0/2	0					1		1	1					-12			
8	CORONEL Maria (C)	2.0	4	2:01:55	30:28	7/12	58	7/11	64	0/1	0	1/2	50		4	3	10	1		10	3	-123	15	3.8	
9	LINARI Silvia	4.0	5	2:06:00	25:12	13/44	30	13/38	34	0/6	0	0/3	0	3	26	29	4	22	5	7	6	-120	26	5.2	
10	CAPDEVILLE Mariana	4.5	5	1:29:01	17:48	4/27	15	4/27	15					2	17	19	4	8	1	13		-73	8	1.6	
11	OLMEDO Julieta	2.5	5	2:35:04	31:00	9/41	22	9/41	22					6	10	16	16	22	3	12	11	-141	18	3.6	
12	PALLARES Maria	4.0	5	2:55:13	35:02	27/94	29	27/82	33	0/12	0	4/11	36	7	40	47	6	17	4	2	16	9	-183	58	11.6
13	PEREZ Mariana	1.0	5	2:43:18	32:39	4/11	36	4/11	36			1/1	100	1	6	7	5	14			16	5	-159	9	1.8
14	MOTURA Adriana	4.5	3	11:44	3:54	0/6	0	0/6	0			0/2	0	1	2	3				4	1	-7			
20	GONZALEZ Florencia	2.5	3	10:00	3:20										1	1						-10			
Team / Coach														4	18	22		17							
Totals						67/242	28	67/223	30	0/19	0	6/19	32	27	126	153	40	120	16	2	88	36	-38.8	140	28.0
Opponents						148/302	49	147/298	49	1/4	25	37/102	36	58	150	208	116	58	61	1	36	89	38.8	334	66.8

AVERAGE PER GAME

	ARG	Opponents
Points from Turnovers	30	124
Points in the Paint	82 (41/108) 38%	224 (112/205) 55%
Second Chance Points	12	48
Fast Break Points	15	100
Bench Points	14	161

	ARG	Opponents
Total Field Goals Made	13.4	29.6
2-Points Field Goals Made	13.4	29.4
3-Points Field Goals Made		0.2
Free Throws Made	1.2	7.4
Offensive Rebounds	5.4	11.6
Defensive Rebounds	25.2	30.0
Total Rebounds	30.6	41.6
Assists	8.0	23.2
Fouls	17.6	7.2
Turnovers	24.0	11.6
Steals	3.2	12.2
Blocked Shots	0.4	0.2
Points from Turnovers	6.0	24.8
Points in the Paint	16.4	44.8
Second Chance Points	2.4	9.6
Fast Break Points	3.0	20.0
Bench Points	2.8	32.2

Phase	ARG Played	Score	Field Goals		2 Points		3 Points		Free Throws		Rebounds			AS	TO	ST	BS	PF	FD	
			M/A	%	M/A	%	M/A	%	M/A	%	OR	DR	TOT							
Group A Preliminary	BRA	19:85	For	9/34	26	9/31	29	0/3	0	1/3	33	1	20	21	6	42	4	1	25	10
			Agn.	36/69	52	36/68	53	0/1	0	13/26	50	17	21	38	21	11	22			9
Group A Preliminary	GBR	20:79	For	9/48	19	9/43	21	0/5	0	2/4	50	5	28	33	6	25	3		23	4
			Agn.	34/65	52	34/65	52			11/31	35	13	36	49	27	7	15			4
Group A Preliminary	CAN	28:73	For	14/52	27	14/46	30	0/6	0	0/4	0	5	20	25	11	17	1	1	8	8
			Agn.	35/62	56	34/60	57	1/2	50	2/7	29	10	35	45	25	12	7			8
Group A Preliminary	GER	20:59	For	9/55	16	9/51	18	0/4	0	2/2	100	7	24	31	4	9	3		15	3
			Agn.	26/53	49	26/52	50	0/1	0	7/18	39	8	38	46	25	6	5			3
Classification Playoff 9/10	ALG	53:38	For	26/53	49	26/52	50	0/1	0	1/6	17	9	34	43	13	27	5		17	11
			Agn.	17/53	32	17/53	32			4/20	20	10	20	30	18	22	12	1	12	17



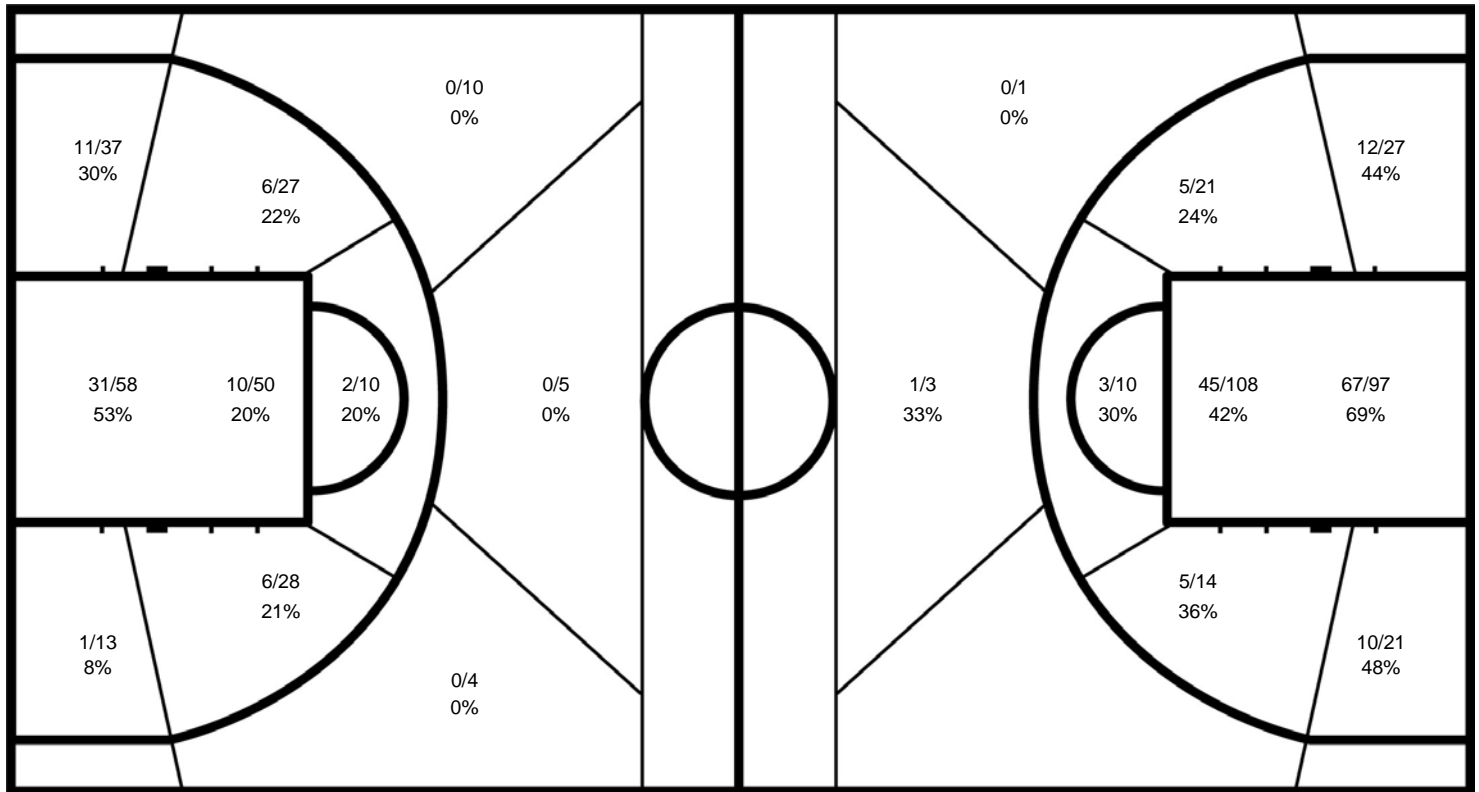
Cumulative Statistics
Estatísticas acumuladas

ARG - Argentina

After 5 games

ARG - Argentina

Opponents



ARG

	M/A	%
Field Goals	67 / 242	28
2 Points	67 / 223	30
3 Points	0 / 19	0
Free Throws	6 / 19	32

Opponents

%	M/A	
49	148 / 302	Field Goals
49	147 / 298	2 Points
25	1 / 4	3 Points
36	37 / 102	Free Throws

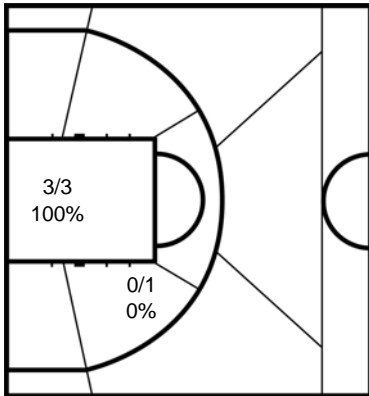


Cumulative Statistics Estatísticas acumuladas

ARG - Argentina

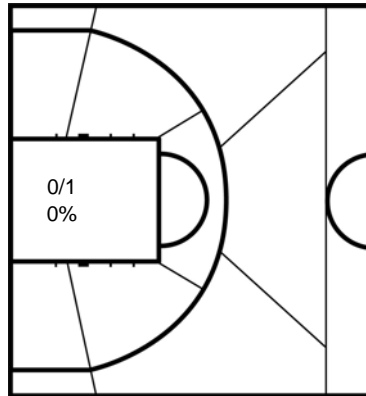
After 5 games

4 CASTALDI Maria



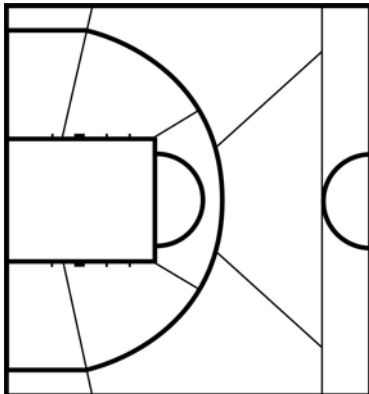
	M/A	%
Field Goals	3 / 4	75
2 Points	3 / 4	75
3 Points		
Free Throws		

5 SALCEDO Vanesa



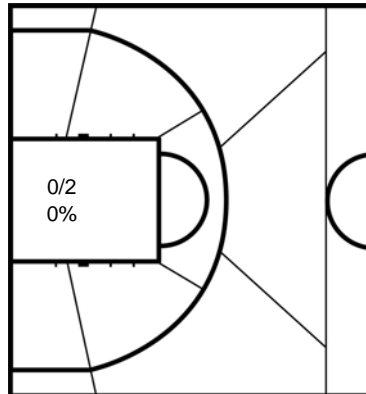
	M/A	%
Field Goals	0 / 1	0
2 Points	0 / 1	0
3 Points		
Free Throws		

6 CHIRINOS Maria



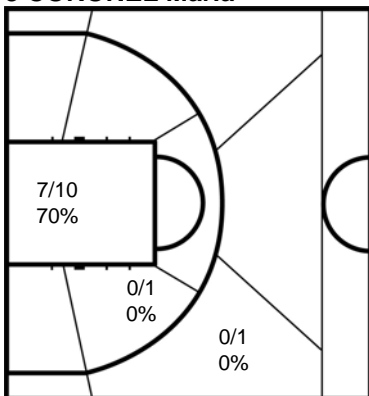
	M/A	%
Field Goals		
2 Points		
3 Points		
Free Throws		

7 CABRERA Amelia



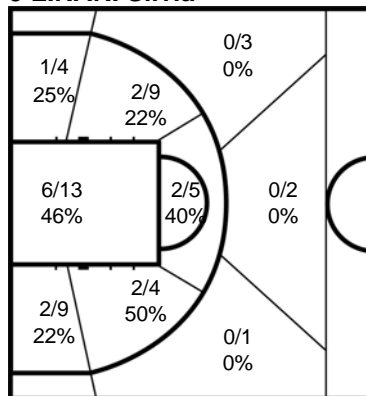
	M/A	%
Field Goals	0 / 2	0
2 Points	0 / 2	0
3 Points		
Free Throws		

8 CORONEL Maria



	M/A	%
Field Goals	7 / 12	58
2 Points	7 / 11	64
3 Points	0 / 1	0
Free Throws	1 / 2	50

9 LINARI Silvia



	M/A	%
Field Goals	13 / 44	30
2 Points	13 / 38	34
3 Points	0 / 6	0
Free Throws	0 / 3	0

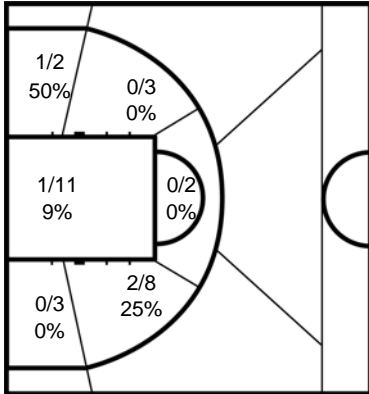


Cumulative Statistics Estatísticas acumuladas

ARG - Argentina

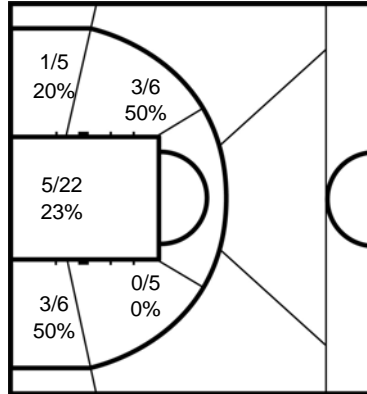
After 5 games

10 CAPDEVILLE Mariana



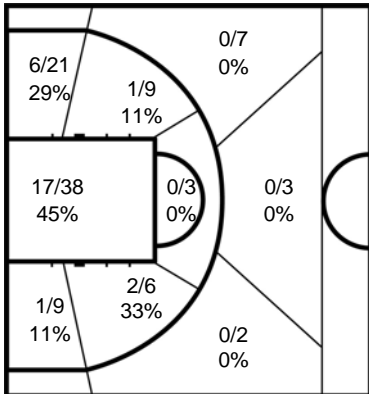
	M/A	%
Field Goals	4 / 27	15
2 Points	4 / 27	15
3 Points		
Free Throws		

11 OLMEDO Julieta



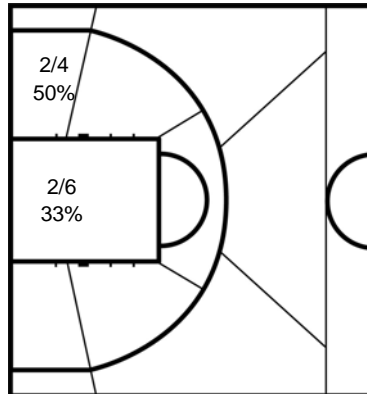
	M/A	%
Field Goals	9 / 41	22
2 Points	9 / 41	22
3 Points		
Free Throws		

12 PALLARES Maria



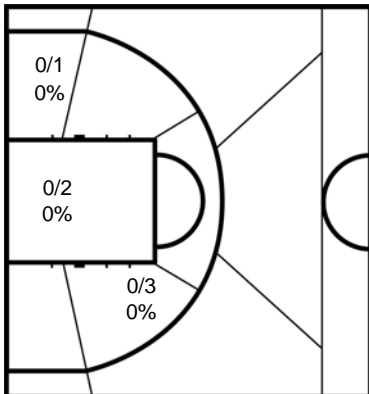
	M/A	%
Field Goals	27 / 94	29
2 Points	27 / 82	33
3 Points	0 / 12	0
Free Throws	4 / 11	36

13 PEREZ Mariana



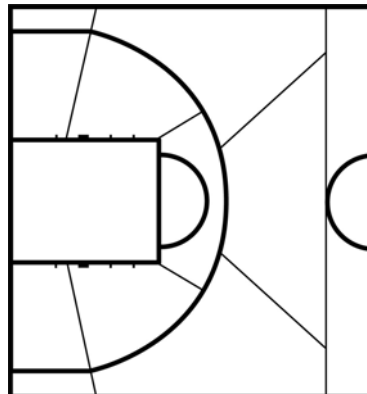
	M/A	%
Field Goals	4 / 11	36
2 Points	4 / 11	36
3 Points		
Free Throws	1 / 1	100

14 MOTURA Adriana



	M/A	%
Field Goals	0 / 6	0
2 Points	0 / 6	0
3 Points		
Free Throws	0 / 2	0

20 GONZALEZ Florencia



	M/A	%
Field Goals		
2 Points		
3 Points		
Free Throws		

Legend:									
%	Shooting Percentage	(C)	Captain	+/-	Plus-Minus	Agn.	Against	AS	Assists
BS	Blocked Shots	DR	Defensive Rebounds	FD	Fouls Drawn	GP	Games Played	M / A	Made / Attempts
MIN	Minutes Played	MPG	Minutes Played per Game	No.	Uniform Number	OR	Offensive Rebounds	PF	Fouls
PPG	Points per Game	PTS	Points	ST	Steals	TO	Turnovers	TOT	Total Rebounds



Cumulative Statistics Estatísticas acumuladas

ALG - Algeria

After 5 games

No.	Name	Sport Class	GP	MIN	MPG	Field Goals		2 Points		3 Points		Free Throws		Rebounds			AS	TO	ST	BS	PF	FD	+/-	PTS	PPG
						M/A	%	M/A	%	M/A	%	M/A	%	OR	DR	TOT									
4	MEHIMDA Nebia	3.0	5	51:38	10:19	2/11	18	2/11	18			0/2	0	3	4	7	2	3	1		4	2	-69	4	0.8
5	KHEDIR Naoual	4.0	5	33:53	6:46	3/9	33	3/9	33						2	2	2	11	1		2	3	-61	6	1.2
6	GHOUL Yamina	1.5	5	2:23:10	28:38	4/13	31	4/13	31					1	5	6	4	9	3	1	7	1	-161	8	1.6
7	FOULANI Menouba	4.0	5	49:54	9:58	9/30	30	9/28	32	0/2	0	2/5	40	4	7	11		8	1	1	5	3	-66	20	4.0
8	MOUSSA Houria	3.0	5	53:18	10:39	2/12	17	2/12	17			2/4	50	2	5	7	1	9	1		9	3	-64	6	1.2
9	KHEMGANI Djamilia (C)	4.0	5	2:27:51	29:34	17/73	23	14/52	27	3/21	14	3/4	75	4	25	29	14	17	9		9	7	-185	40	8.0
10	KEDJOUN Halima	1.5	5	1:30:40	18:08	2/12	17	2/11	18	0/1	0			5	4	9		7			9	1	-137	4	0.8
11	SEMATI Dahbia	1.5	5	2:14:24	26:52	1/6	17	1/6	17			1/4	25	3	12	15	1	9	1		7	2	-170	3	0.6
12	ZAIRI Kheira	4.0	4	55:39	13:54	5/24	21	2/17	12	3/7	43	0/2	0	3	14	17	3	6	4	1	4	2	-52	13	3.3
13	SELLAMI Zohra	2.5	3	31:02	10:20	0/1	0	0/1	0									2	1				-35		
14	ABDELALI Samiha	2.5	5	2:08:15	25:39	7/39	18	7/36	19	0/3	0	0/7	0	5	4	9	12	20	10	2	9	9	-166	14	2.8
15	BOUBLAL Nourhane	4.5	5	1:20:16	16:03	5/25	20	5/25	20			3/6	50	2	15	17		7	2	2	4	5	-104	13	2.6
Team / Coach														4	9	13		24							
Totals						57/255	22	51/221	23	6/34	18	11/34	32	36	106	142	39	132	34	7	69	38	-50.8	131	26.2
Opponents						179/344	52	178/340	52	1/4	25	26/58	45	75	170	245	135	75	52	7	38	69	50.8	385	77.0

AVERAGE PER GAME

	ALG	Opponents
Points from Turnovers	31	144
Points in the Paint	64 (32/119) 27%	264 (132/244) 54%
Second Chance Points	16	82
Fast Break Points	40	132
Bench Points	53	173

	ALG	Opponents
Total Field Goals Made	11.4	35.8
2-Points Field Goals Made	10.2	35.6
3-Points Field Goals Made	1.2	0.2
Free Throws Made	2.2	5.2
Offensive Rebounds	7.2	15.0
Defensive Rebounds	21.2	34.0
Total Rebounds	28.4	49.0
Assists	7.8	27.0
Fouls	13.8	7.6
Turnovers	26.4	15.0
Steals	6.8	10.4
Blocked Shots	1.4	1.4
Points from Turnovers	6.2	28.8
Points in the Paint	12.8	52.8
Second Chance Points	3.2	16.4
Fast Break Points	8.0	26.4
Bench Points	10.6	34.6

Phase	ALG Played	Score	Field Goals		2 Points		3 Points		Free Throws		Rebounds			AS	TO	ST	BS	PF	FD	
			M/A	%	M/A	%	M/A	%	M/A	%	OR	DR	TOT							
Group B Preliminary	CHN	16:88	For	8/48	17	8/43	19	0/5	0	0/4	0	5	24	29	2	36	7	3	12	4
			Agn.	41/74	55	40/73	55	1/1	100	5/10	50	13	36	49	39	14	16	1	4	12
Group B Preliminary	NED	29:107	For	13/58	22	10/46	22	3/12	25			8	13	21	7	20		1	18	2
			Agn.	48/83	58	48/82	59	0/1	0	11/19	58	26	37	63	32	6	9	2	2	19
Group B Preliminary	FRA	33:72	For	12/43	28	10/37	27	2/6	33	7/10	70	8	26	34	11	37	8	2	20	14
			Agn.	33/66	50	33/65	51	0/1	0	6/18	33	13	24	37	29	20	14	3	14	20
Group B Preliminary	USA	15:65	For	7/53	13	6/42	14	1/11	9			5	23	28	1	17	7		7	1
			Agn.	31/68	46	31/68	46			3/5	60	14	39	53	22	8	8	1	1	7
Classification Playoff 9/10	ARG	38:53	For	17/53	32	17/53	32			4/20	20	10	20	30	18	22	12	1	12	17
			Agn.	26/53	49	26/52	50	0/1	0	1/6	17	9	34	43	13	27	5		17	11



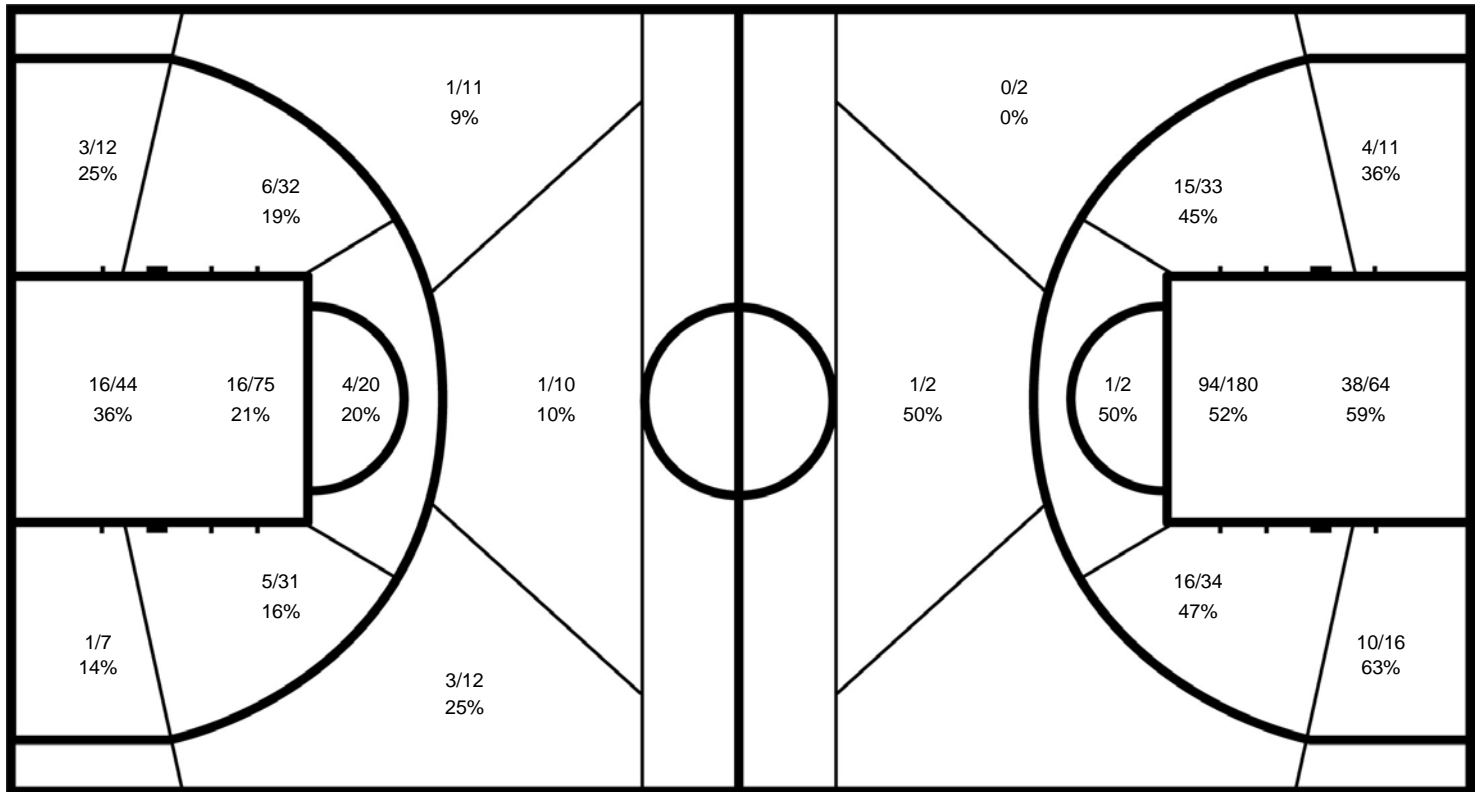
Cumulative Statistics
Estatísticas acumuladas

ALG - Algeria

After 5 games

ALG - Algeria

Opponents



ALG

	M/A	%
Field Goals	57 / 255	22
2 Points	51 / 221	23
3 Points	6 / 34	18
Free Throws	11 / 34	32

Opponents

%	M/A	
52	179 / 344	Field Goals
52	178 / 340	2 Points
25	1 / 4	3 Points
45	26 / 58	Free Throws

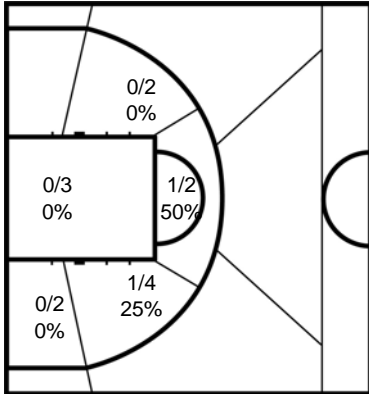


Cumulative Statistics Estatísticas acumuladas

ALG - Algeria

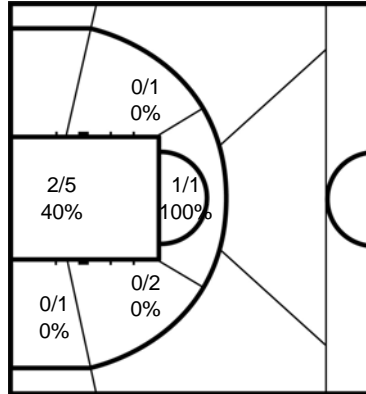
After 5 games

4 MEHIMDA Nebia



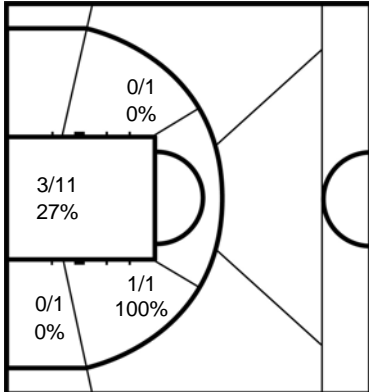
	M/A	%
Field Goals	2 / 11	18
2 Points	2 / 11	18
3 Points		
Free Throws	0 / 2	0

5 KHEDIR Naual



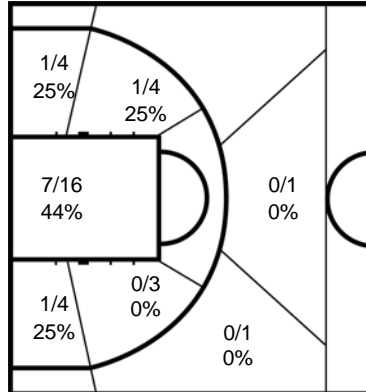
	M/A	%
Field Goals	3 / 9	33
2 Points	3 / 9	33
3 Points		
Free Throws		

6 GHOUL Yamina



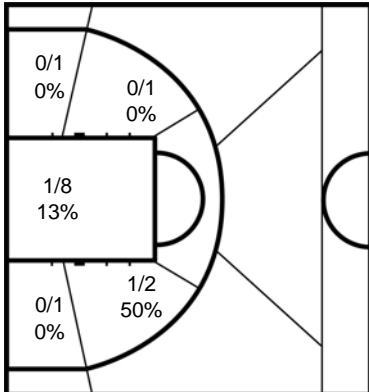
	M/A	%
Field Goals	4 / 13	31
2 Points	4 / 13	31
3 Points		
Free Throws		

7 FOULANI Menouba



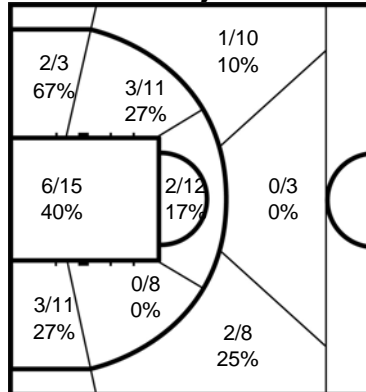
	M/A	%
Field Goals	9 / 30	30
2 Points	9 / 28	32
3 Points	0 / 2	0
Free Throws	2 / 5	40

8 MOUSSA Houria



	M/A	%
Field Goals	2 / 12	17
2 Points	2 / 12	17
3 Points		
Free Throws	2 / 4	50

9 KHEMGANI Djamila



	M/A	%
Field Goals	17 / 73	23
2 Points	14 / 52	27
3 Points	3 / 21	14
Free Throws	3 / 4	75

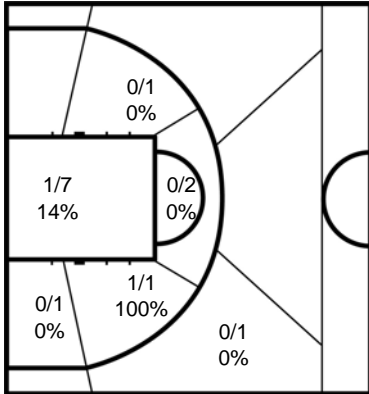


Cumulative Statistics Estatísticas acumuladas

ALG - Algeria

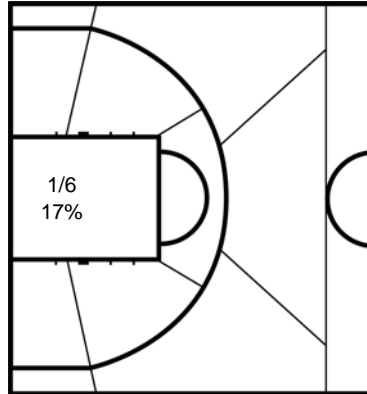
After 5 games

10 KEDJOUN Halima



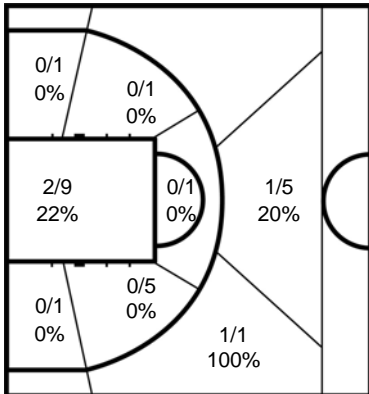
	M/A	%
Field Goals	2 / 12	17
2 Points	2 / 11	18
3 Points	0 / 1	0
Free Throws		

11 SEMATI Dahbia



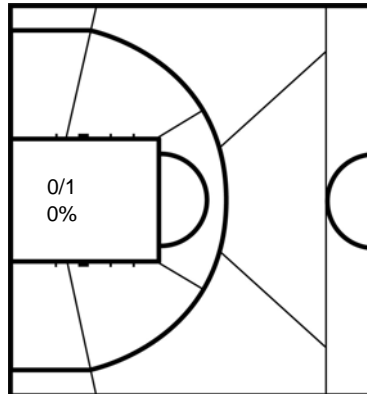
	M/A	%
Field Goals	1 / 6	17
2 Points	1 / 6	17
3 Points		
Free Throws	1 / 4	25

12 ZAIRI Kheira



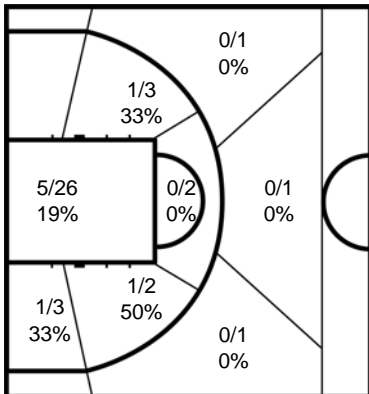
	M/A	%
Field Goals	5 / 24	21
2 Points	2 / 17	12
3 Points	3 / 7	43
Free Throws	0 / 2	0

13 SELLAMI Zohra



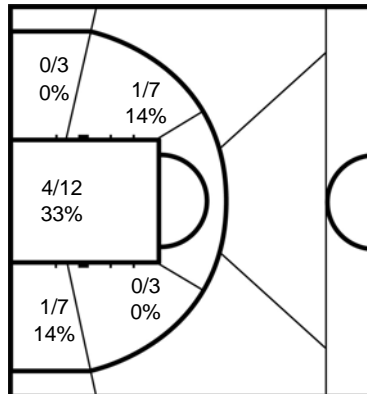
	M/A	%
Field Goals	0 / 1	0
2 Points	0 / 1	0
3 Points		
Free Throws		

14 ABDELALI Samiha



	M/A	%
Field Goals	7 / 39	18
2 Points	7 / 36	19
3 Points	0 / 3	0
Free Throws	0 / 7	0

15 BOUBLAL Nourhane



	M/A	%
Field Goals	5 / 25	20
2 Points	5 / 25	20
3 Points		
Free Throws	3 / 6	50

Legend:									
%	Shooting Percentage	(C)	Captain	+/-	Plus-Minus	Agn.	Against	AS	Assists
BS	Blocked Shots	DR	Defensive Rebounds	FD	Fouls Drawn	GP	Games Played	M / A	Made / Attempts
MIN	Minutes Played	MPG	Minutes Played per Game	No.	Uniform Number	OR	Offensive Rebounds	PF	Fouls
PPG	Points per Game	PTS	Points	ST	Steals	TO	Turnovers	TOT	Total Rebounds



Overall Team Statistics

Estatísticas gerais das equipes

As of FRI 16 SEP 2016

Team	GP		Field Goals		2 Points		3 Points		Free Throws		Rebounds			AS	TO	ST	BS	PF	FD	PTS	PPG
			M/A	%	M/A	%	M/A	%	M/A	%	OR	DR	TOT								
ALG	5	For	57/255	22	51/221	23	6/34	18	11/34	32	36	106	142	39	69	132	34	7	38	131	26.2
		Agn.	179/344	52	178/340	52	1/4	25	26/58	45	75	170	245	135	38	75	52	7	69	385	77.0
ARG	5	For	67/242	28	67/223	30	0/19	0	6/19	32	27	126	153	40	88	120	16	2	36	140	28.0
		Agn.	148/302	49	147/298	49	1/4	25	37/102	36	58	150	208	116	36	58	61	1	89	334	66.8
BRA	6	For	132/384	34	132/371	36	0/13	0	26/63	41	58	119	177	86	74	64	59	6	83	290	48.3
		Agn.	159/313	51	159/306	52	0/7	0	28/44	64	32	208	240	127	82	120	21	6	74	346	57.7
CAN	6	For	172/339	51	170/326	52	2/13	15	29/59	49	41	193	234	131	75	80	22	5	74	375	62.5
		Agn.	141/380	37	141/365	39	0/15	0	29/56	52	53	138	191	108	73	62	34	5	74	311	51.8
CHN	6	For	134/352	38	133/346	38	1/6	17	33/64	52	48	141	189	128	71	80	43	7	69	302	50.3
		Agn.	140/336	42	139/327	43	1/9	11	26/57	46	63	181	244	84	70	113	34	12	71	307	51.2
FRA	6	For	112/338	33	112/332	34	0/6	0	21/55	38	52	139	191	88	92	125	35	7	65	245	40.8
		Agn.	176/353	50	173/343	50	3/10	30	44/89	49	63	181	244	157	65	97	54	11	91	399	66.5
GBR	7	For	180/398	45	175/385	45	5/13	38	32/77	42	52	207	259	124	67	84	32	7	90	397	56.7
		Agn.	157/402	39	154/387	40	3/15	20	26/49	53	45	188	233	126	90	74	31	9	67	343	49.0
GER	7	For	183/379	48	180/369	49	3/10	30	56/101	55	61	221	282	165	81	79	36	11	100	425	60.7
		Agn.	125/399	31	122/377	32	3/22	14	38/67	57	62	156	218	79	101	78	31	9	82	291	41.6
NED	7	For	225/494	46	222/480	46	3/14	21	46/87	53	120	204	324	159	73	71	58	10	102	499	71.3
		Agn.	129/356	36	125/335	37	4/21	19	35/69	51	38	165	203	106	102	129	22	7	73	297	42.4
USA	7	For	226/420	54	223/413	54	3/7	43	50/73	68	52	232	284	178	55	61	34	11	88	505	72.1
		Agn.	134/416	32	127/388	33	7/28	25	21/41	51	58	151	209	100	88	90	29	6	55	296	42.3
Totals	31		1488/3601	41	1465/3466	42	23/135	17	310/632	49	547	1688	2235	1138	745	896	369	73	745	3309	106.7
Avg. per Game			48/116		47/112		1/4		10/20		18	54	72	37	24	29	12	2	24	106.7	

Legend:	% Shooting Percentage	Agn Against	AS Assists	Avg. Average	BS Blocked Shots
DR Defensive Rebounds	FD Fouls Drawn	GP Games Played	M / A Made / Attempts	OR Offensive Rebounds	
PF Fouls	PPG Points per Game	PTS Points	ST Steals	TO Turnovers	
TOT Total Rebounds					



Team Statistics Estatísticas das equipes

As of FRI 16 SEP 2016 at 19:03

TOTAL FIELD GOALS %

Rk	Team	GP	M/A	%
1	USA	7	226 / 420	53.8
2	CAN	6	172 / 339	50.7
3	GER	7	183 / 379	48.3
4	NED	7	225 / 494	45.5
5	GBR	7	180 / 398	45.2
6	CHN	6	134 / 352	38.1
7	BRA	6	132 / 384	34.4
8	FRA	6	112 / 338	33.1
9	ARG	5	67 / 242	27.7
10	ALG	5	57 / 255	22.4

2 POINTS FIELD GOALS %

Rk	Team	GP	M/A	%
1	USA	7	223 / 413	54.0
2	CAN	6	170 / 326	52.1
3	GER	7	180 / 369	48.8
4	NED	7	222 / 480	46.3
5	GBR	7	175 / 385	45.5
6	CHN	6	133 / 346	38.4
7	BRA	6	132 / 371	35.6
8	FRA	6	112 / 332	33.7
9	ARG	5	67 / 223	30.0
10	ALG	5	51 / 221	23.1

3 POINTS FIELD GOALS %

Rk	Team	GP	M/A	%
1	USA	7	3 / 7	42.9
2	GBR	7	5 / 13	38.5
3	GER	7	3 / 10	30.0
4	NED	7	3 / 14	21.4
5	ALG	5	6 / 34	17.6
6	CHN	6	1 / 6	16.7
7	CAN	6	2 / 13	15.4

FREE THROWS %

Rk	Team	GP	M/A	%
1	USA	7	50 / 73	68.5
2	GER	7	56 / 101	55.4
3	NED	7	46 / 87	52.9
4	CHN	6	33 / 64	51.6
5	CAN	6	29 / 59	49.2
6	GBR	7	32 / 77	41.6
7	BRA	6	26 / 63	41.3
8	FRA	6	21 / 55	38.2
9	ALG	5	11 / 34	32.4
10	ARG	5	6 / 19	31.6

POINTS FOR

Rk	Team	GP	Total	Avg.
1	USA	7	505	72.1
2	NED	7	499	71.3
3	CAN	6	375	62.5
4	GER	7	425	60.7
5	GBR	7	397	56.7
6	CHN	6	302	50.3
7	BRA	6	290	48.3
8	FRA	6	245	40.8
9	ARG	5	140	28.0
10	ALG	5	131	26.2

POINTS AGAINST

Rk	Team	GP	Total	Avg.
1	GER	7	291	41.6
2	USA	7	296	42.3
3	NED	7	297	42.4
4	GBR	7	343	49.0
5	CHN	6	307	51.2
6	CAN	6	311	51.8
7	BRA	6	346	57.7
8	FRA	6	399	66.5
9	ARG	5	334	66.8
10	ALG	5	385	77.0

REBOUNDS

Rk	Team	GP	Off.	Def.	Total	Avg.
1	NED	7	120	204	324	46.3
2	USA	7	52	232	284	40.6
3	GER	7	61	221	282	40.3
4	CAN	6	41	193	234	39.0
5	GBR	7	52	207	259	37.0
6	FRA	6	52	139	191	31.8
7	CHN	6	48	141	189	31.5
8	ARG	5	27	126	153	30.6
9	BRA	6	58	119	177	29.5
10	ALG	5	36	106	142	28.4

ASSISTS

Rk	Team	GP	Total	Avg.
1	USA	7	178	25.4
2	GER	7	165	23.6
3	NED	7	159	22.7
4	CAN	6	131	21.8
5	CHN	6	128	21.3
6	GBR	7	124	17.7
7	FRA	6	88	14.7
8	BRA	6	86	14.3
9	ARG	5	40	8.0
10	ALG	5	39	7.8

FOULS

Rk	Team	GP	Total	Avg.
1	ARG	5	88	17.6
2	FRA	6	92	15.3
3	ALG	5	69	13.8
4	CAN	6	75	12.5
5	BRA	6	74	12.3
6	CHN	6	71	11.8
7	GER	7	81	11.6
8	NED	7	73	10.4
9	GBR	7	67	9.6
10	USA	7	55	7.9

TURNOVERS

Rk	Team	GP	Total	Avg.
1	ALG	5	132	26.4
2	ARG	5	120	24.0
3	FRA	6	125	20.8
4	CAN	6	80	13.3
4	CHN	6	80	13.3
6	GBR	7	84	12.0
7	GER	7	79	11.3
8	BRA	6	64	10.7
9	NED	7	71	10.1
10	USA	7	61	8.7

STEALS

Rk	Team	GP	Total	Avg.
1	BRA	6	59	9.8
2	NED	7	58	8.3
3	CHN	6	43	7.2
4	ALG	5	34	6.8
5	FRA	6	35	5.8
6	GER	7	36	5.1
7	USA	7	34	4.9
8	GBR	7	32	4.6
9	CAN	6	22	3.7
10	ARG	5	16	3.2

BLOCKED SHOTS

Rk	Team	GP	Total	Avg.
1	GER	7	11	1.6
1	USA	7	11	1.6
3	ALG	5	7	1.4
3	NED	7	10	1.4
5	CHN	6	7	1.2
5	FRA	6	7	1.2
7	BRA	6	6	1.0
7	GBR	7	7	1.0
9	CAN	6	5	0.8
10	ARG	5	2	0.4



Team Statistics

Estatísticas das equipes

As of FRI 16 SEP 2016 at 19:03

TOTAL FIELD GOALS MADE

Rk	Team	GP	Total	Avg.
1	USA	7	226	32.3
2	NED	7	225	32.1
3	CAN	6	172	28.7
4	GER	7	183	26.1
5	GBR	7	180	25.7
6	CHN	6	134	22.3
7	BRA	6	132	22.0
8	FRA	6	112	18.7
9	ARG	5	67	13.4
10	ALG	5	57	11.4

2 POINTS FIELD GOALS MADE

Rk	Team	GP	Total	Avg.
1	USA	7	223	31.9
2	NED	7	222	31.7
3	CAN	6	170	28.3
4	GER	7	180	25.7
5	GBR	7	175	25.0
6	CHN	6	133	22.2
7	BRA	6	132	22.0
8	FRA	6	112	18.7
9	ARG	5	67	13.4
10	ALG	5	51	10.2

3 POINTS FIELD GOALS MADE

Rk	Team	GP	Total	Avg.
1	ALG	5	6	1.2
2	GBR	7	5	0.7
3	GER	7	3	0.4
3	NED	7	3	0.4
3	USA	7	3	0.4
6	CAN	6	2	0.3
7	CHN	6	1	0.2

FREE THROWS MADE

Rk	Team	GP	Total	Avg.
1	GER	7	56	8.0
2	USA	7	50	7.1
3	NED	7	46	6.6
4	CHN	6	33	5.5
5	CAN	6	29	4.8
6	GBR	7	32	4.6
7	BRA	6	26	4.3
8	FRA	6	21	3.5
9	ALG	5	11	2.2
10	ARG	5	6	1.2

TOTAL FIELD GOAL ATTEMPTS

Rk	Team	GP	Total	Avg.
1	NED	7	494	70.6
2	BRA	6	384	64.0
3	USA	7	420	60.0
4	CHN	6	352	58.7
5	GBR	7	398	56.9
6	CAN	6	339	56.5
7	FRA	6	338	56.3
8	GER	7	379	54.1
9	ALG	5	255	51.0
10	ARG	5	242	48.4

2 POINTS FIELD GOAL ATTEMPTS

Rk	Team	GP	Total	Avg.
1	NED	7	480	68.6
2	BRA	6	371	61.8
3	USA	7	413	59.0
4	CHN	6	346	57.7
5	FRA	6	332	55.3
6	GBR	7	385	55.0
7	CAN	6	326	54.3
8	GER	7	369	52.7
9	ARG	5	223	44.6
10	ALG	5	221	44.2

3 POINTS FIELD GOAL ATTEMPTS

Rk	Team	GP	Total	Avg.
1	ALG	5	34	6.8
2	ARG	5	19	3.8
3	BRA	6	13	2.2
3	CAN	6	13	2.2
5	NED	7	14	2.0
6	GBR	7	13	1.9
7	GER	7	10	1.4
8	USA	7	7	1.0
9	CHN	6	6	1.0
9	FRA	6	6	1.0

FREE THROW ATTEMPTS

Rk	Team	GP	Total	Avg.
1	GER	7	101	14.4
2	NED	7	87	12.4
3	GBR	7	77	11.0
4	CHN	6	64	10.7
5	BRA	6	63	10.5
6	USA	7	73	10.4
7	CAN	6	59	9.8
8	FRA	6	55	9.2
9	ALG	5	34	6.8
10	ARG	5	19	3.8

OFFENSIVE REBOUNDS

Rk	Team	GP	Total	Avg.
1	NED	7	120	17.1
2	BRA	6	58	9.7
3	FRA	6	52	8.7
3	GER	7	61	8.7
5	CHN	6	48	8.0
6	GBR	7	52	7.4
6	USA	7	52	7.4
8	ALG	5	36	7.2
9	CAN	6	41	6.8
10	ARG	5	27	5.4

DEFENSIVE REBOUNDS

Rk	Team	GP	Total	Avg.
1	USA	7	232	33.1
2	CAN	6	193	32.2
3	GER	7	221	31.6
4	GBR	7	207	29.6
5	NED	7	204	29.1
6	ARG	5	126	25.2
7	CHN	6	141	23.5
8	FRA	6	139	23.2
9	ALG	5	106	21.2
10	BRA	6	119	19.8

ALLOWED FIELD GOALS

Rk	Team	GP	Total	Avg.
1	ALG	5	179	35.8
2	ARG	5	148	29.6
3	FRA	6	176	29.3
4	BRA	6	159	26.5
5	CAN	6	141	23.5
6	CHN	6	140	23.3
7	GBR	7	157	22.4
8	USA	7	134	19.1
9	NED	7	129	18.4
10	GER	7	125	17.9

ALLOWED 2 POINTS FIELD GOALS

Rk	Team	GP	Total	Avg.
1	ALG	5	178	35.6
2	ARG	5	147	29.4
3	FRA	6	173	28.8
4	BRA	6	159	26.5
5	CAN	6	141	23.5
6	CHN	6	139	23.2
7	GBR	7	154	22.0
8	USA	7	127	18.1
9	NED	7	125	17.9
10	GER	7	122	17.4



Team Statistics Estatísticas das equipes

As of FRI 16 SEP 2016 at 19:03

ALLOWED 3 POINTS FIELD GOALS

Rk	Team	GP	Total	Avg.
1	USA	7	7	1.0
2	NED	7	4	0.6
3	FRA	6	3	0.5
4	GBR	7	3	0.4
4	GER	7	3	0.4
6	ALG	5	1	0.2
6	ARG	5	1	0.2
6	CHN	6	1	0.2

ALLOWED FREE THROWS

Rk	Team	GP	Total	Avg.
1	ARG	5	37	7.4
2	FRA	6	44	7.3
3	GER	7	38	5.4
4	ALG	5	26	5.2
5	NED	7	35	5.0
6	CAN	6	29	4.8
7	BRA	6	28	4.7
8	CHN	6	26	4.3
9	GBR	7	26	3.7
10	USA	7	21	3.0

ALLOWED FIELD GOAL ATTEMPTS

Rk	Team	GP	Total	Avg.
1	ALG	5	344	68.8
2	CAN	6	380	63.3
3	ARG	5	302	60.4
4	USA	7	416	59.4
5	FRA	6	353	58.8
6	GBR	7	402	57.4
7	GER	7	399	57.0
8	CHN	6	336	56.0
9	BRA	6	313	52.2
10	NED	7	356	50.9

ALLOWED 2 POINTS FIELD GOAL ATTEMPTS

Rk	Team	GP	Total	Avg.
1	ALG	5	340	68.0
2	CAN	6	365	60.8
3	ARG	5	298	59.6
4	FRA	6	343	57.2
5	USA	7	388	55.4
6	GBR	7	387	55.3
7	CHN	6	327	54.5
8	GER	7	377	53.9
9	BRA	6	306	51.0
10	NED	7	335	47.9

ALLOWED 3 POINTS FIELD GOAL ATTEMPTS

Rk	Team	GP	Total	Avg.
1	USA	7	28	4.0
2	GER	7	22	3.1
3	NED	7	21	3.0
4	CAN	6	15	2.5
5	GBR	7	15	2.1
6	FRA	6	10	1.7
7	CHN	6	9	1.5
8	BRA	6	7	1.2
9	ALG	5	4	0.8
9	ARG	5	4	0.8

ALLOWED FREE THROW ATTEMPTS

Rk	Team	GP	Total	Avg.
1	ARG	5	102	20.4
2	FRA	6	89	14.8
3	ALG	5	58	11.6
4	NED	7	69	9.9
5	GER	7	67	9.6
6	CHN	6	57	9.5
7	CAN	6	56	9.3
8	BRA	6	44	7.3
9	GBR	7	49	7.0
10	USA	7	41	5.9

OPPONENT TOTAL FIELD GOALS %

Rk	Team	GP	M/A	%
1	GER	7	125 / 399	31.3
2	USA	7	134 / 416	32.2
3	NED	7	129 / 356	36.2
4	CAN	6	141 / 380	37.1
5	GBR	7	157 / 402	39.1
6	CHN	6	140 / 336	41.7
7	ARG	5	148 / 302	49.0
8	FRA	6	176 / 353	49.9
9	BRA	6	159 / 313	50.8
10	ALG	5	179 / 344	52.0

OPPONENT 2 POINTS FIELD GOALS %

Rk	Team	GP	M/A	%
1	GER	7	122 / 377	32.4
2	USA	7	127 / 388	32.7
3	NED	7	125 / 335	37.3
4	CAN	6	141 / 365	38.6
5	GBR	7	154 / 387	39.8
6	CHN	6	139 / 327	42.5
7	ARG	5	147 / 298	49.3
8	FRA	6	173 / 343	50.4
9	BRA	6	159 / 306	52.0
10	ALG	5	178 / 340	52.4

OPPONENT 3 POINTS FIELD GOALS %

Rk	Team	GP	M/A	%
1	CHN	6	1 / 9	11.1
2	GER	7	3 / 22	13.6
3	NED	7	4 / 21	19.0
4	GBR	7	3 / 15	20.0
5	ALG	5	1 / 4	25.0
5	ARG	5	1 / 4	25.0
7	USA	7	7 / 28	25.0
8	FRA	6	3 / 10	30.0

OPPONENT FREE THROWS %

Rk	Team	GP	M/A	%
1	BRA	6	28 / 44	63.6
2	GER	7	38 / 67	56.7
3	GBR	7	26 / 49	53.1
4	CAN	6	29 / 56	51.8
5	USA	7	21 / 41	51.2
6	NED	7	35 / 69	50.7
7	FRA	6	44 / 89	49.4
8	CHN	6	26 / 57	45.6
9	ALG	5	26 / 58	44.8
10	ARG	5	37 / 102	36.3

BENCH POINTS

Rk	Team	GP	Total	Avg.
1	BRA	6	151	25.2
2	NED	7	164	23.4
3	CAN	6	125	20.8
4	CHN	6	124	20.7
5	GER	7	117	16.7
6	GBR	7	116	16.6
7	FRA	6	94	15.7
8	USA	7	76	10.9
9	ALG	5	53	10.6
10	ARG	5	14	2.8

FAST BREAK POINTS

Rk	Team	GP	Total	Avg.
1	NED	7	125	17.9
2	USA	7	114	16.3
3	CAN	6	96	16.0
4	CHN	6	82	13.7
5	BRA	6	80	13.3
6	GBR	7	80	11.4
7	GER	7	74	10.6
8	ALG	5	40	8.0
9	FRA	6	39	6.5
10	ARG	5	15	3.0



Team Statistics

Estatísticas das equipes

As of FRI 16 SEP 2016 at 19:03

POINTS FROM TURNOVERS

Rk	Team	GP	Total	Avg.
1	NED	7	131	18.7
2	BRA	6	107	17.8
3	CHN	6	81	13.5
4	USA	7	89	12.7
5	CAN	6	72	12.0
6	FRA	6	68	11.3
6	GBR	7	79	11.3
8	GER	7	72	10.3
9	ALG	5	31	6.2
10	ARG	5	30	6.0

Legend:

%	Shooting Percentage	Avg.	Average per Game	Def.	Defensive Rebounds	GP	Games Played
M / A	Made / Attempts	Off.	Offensive Rebounds	Rk	Rank		



Individual Statistics

Estatísticas individuais

As of FRI 16 SEP 2016 at 19:03

POINTS (by average)

Rk	No.	Name	Team	GP	Total	Avg
1	12	MURRAY Rebecca	USA	7	169	24.1
2	15	BEIJER Mariska	NED	7	133	19.0
3	4	MILLER Mareike	GER	6	113	18.8
4	15	HOLLERMANN Rose	USA	7	127	18.1
5	7	OUELLET Cindy	CAN	6	105	17.5
6	7	FREEMAN Helen	GBR	7	115	16.4
7	14	MOHNEN Marina	GER	6	98	16.3
8	5	McLACHLAN Janet	CAN	6	93	15.5
9	4	HUITZING Inge	NED	7	103	14.7
10	11	DAI Jiameng	CHN	6	84	14.0

POINTS (by total)

Rk	No.	Name	Team	GP	Avg	Total
1	12	MURRAY Rebecca	USA	7	24.1	169
2	15	BEIJER Mariska	NED	7	19.0	133
3	15	HOLLERMANN Rose	USA	7	18.1	127
4	7	FREEMAN Helen	GBR	7	16.4	115
5	4	MILLER Mareike	GER	6	18.8	113
6	7	OUELLET Cindy	CAN	6	17.5	105
7	4	HUITZING Inge	NED	7	14.7	103
8	14	MOHNEN Marina	GER	6	16.3	98
9	5	McLACHLAN Janet	CAN	6	15.5	93
10	10	CONROY Amy	GBR	7	13.0	91

REBOUNDS

Rk	No.	Name	Team	GP	Off	Def	Total	Avg
1	5	McLACHLAN Janet	CAN	6	10	67	77	12.8
2	15	BEIJER Mariska	NED	7	20	47	67	9.6
3	15	HOLLERMANN Rose	USA	7	12	54	66	9.4
4	12	PALLARES Maria	ARG	5	7	40	47	9.4
5	7	FREEMAN Helen	GBR	7	13	47	60	8.6
6	10	SCHUNEMANN Gesche	GER	7	9	48	57	8.1
7	10	CONROY Amy	GBR	7	6	45	51	7.3
8	9	SAINT OMER-DELEPINE Fabienne	FRA	6	10	33	43	7.2
9	12	MURRAY Rebecca	USA	7	8	41	49	7.0
10	4	MILLER Mareike	GER	6	8	34	42	7.0

ASSISTS

Rk	No.	Name	Team	GP	Total	Avg
1	7	FREEMAN Helen	GBR	7	61	8.7
2	8	LONG Yun	CHN	6	46	7.7
3	4	HUITZING Inge	NED	7	45	6.4
4	12	MURRAY Rebecca	USA	7	44	6.3
5	9	MILLER Desiree	USA	7	43	6.1
6	7	OUELLET Cindy	CAN	6	34	5.7
7	14	MOHNEN Marina	GER	6	33	5.5
8	10	SCHUNEMANN Gesche	GER	7	35	5.0
9	5	McLACHLAN Janet	CAN	6	29	4.8
10	15	HOLLERMANN Rose	USA	7	33	4.7

FOULS DRAWN

Rk	No.	Name	Team	GP	Total	Avg
1	12	MARTINS Lia	BRA	6	28	4.7
2	7	FREEMAN Helen	GBR	7	30	4.3
3	4	MILLER Mareike	GER	6	25	4.2
3	7	OUELLET Cindy	CAN	6	25	4.2
5	10	SCHUNEMANN Gesche	GER	7	29	4.1
6	12	MURRAY Rebecca	USA	7	26	3.7
7	15	ALMEIDA Vileide	BRA	6	22	3.7
8	4	HUITZING Inge	NED	7	25	3.6
9	11	DAI Jiameng	CHN	6	20	3.3

3 players tied for 10th place with 3.0

BLOCKED SHOTS

Rk	No.	Name	Team	GP	Total	Avg
1	5	McLACHLAN Janet	CAN	6	4	0.7
1	4	MILLER Mareike	GER	6	4	0.7
3	15	HOLLERMANN Rose	USA	7	4	0.6
4	4	LEI Tianjiao	CHN	6	3	0.5
4	12	MARTINS Lia	BRA	6	3	0.5
6	15	BEIJER Mariska	NED	7	3	0.4
6	10	CONROY Amy	GBR	7	3	0.4

4 players tied for 8th place with 0.4

STEALS

Rk	No.	Name	Team	GP	Total	Avg
1	15	ALMEIDA Vileide	BRA	6	17	2.8
2	15	BEIJER Mariska	NED	7	18	2.6
3	7	FREEMAN Helen	GBR	7	14	2.0
4	12	DENG Mingzhu	CHN	6	12	2.0
4	10	SANTANA Jessica	BRA	6	12	2.0
6	14	ABDELALI Samiha	ALG	5	10	2.0
7	9	KHEMGANI Djamila	ALG	5	9	1.8
8	14	BUSO Marianne	FRA	6	9	1.5
8	4	MILLER Mareike	GER	6	9	1.5
10	6	VISSER Jitske	NED	7	10	1.4

TURNOVERS

Rk	No.	Name	Team	GP	Total	Avg
1	9	LINARI Silvia	ARG	5	22	4.4
1	11	OLMEDO Julieta	ARG	5	22	4.4
3	14	ABDELALI Samiha	ALG	5	20	4.0
4	7	OUELLET Cindy	CAN	6	22	3.7
5	9	KHEMGANI Djamila	ALG	5	17	3.4
5	12	PALLARES Maria	ARG	5	17	3.4
7	11	DAI Jiameng	CHN	6	20	3.3
8	5	McLACHLAN Janet	CAN	6	17	2.8
9	13	PEREZ Mariana	ARG	5	14	2.8
10	7	FREEMAN Helen	GBR	7	19	2.7



Individual Statistics

Estatísticas individuais

As of FRI 16 SEP 2016 at 19:03

TOTAL FIELD GOALS % (8 attempts/game minimum)

Rk	No.	Name	Team	GP	M/A	%
1	15	HOLLERMANN Rose	USA	7	61 / 100	61.0
2	4	MILLER Mareike	GER	6	50 / 86	58.1
3	12	MURRAY Rebecca	USA	7	74 / 132	56.1
4	15	BEIJER Mariska	NED	7	62 / 111	55.9
5	5	McLACHLAN Janet	CAN	6	41 / 75	54.7
6	9	MILLER Desiree	USA	7	37 / 70	52.9
7	15	ALMEIDA Vileide	BRA	6	37 / 71	52.1
8	10	CONROY Amy	GBR	7	40 / 78	51.3
9	14	MOHNEN Marina	GER	6	47 / 94	50.0
10	7	LYU Guidi	CHN	6	27 / 58	46.6

TOTAL FIELD GOALS MADE

Rk	No.	Name	Team	GP	Total	Avg
1	12	MURRAY Rebecca	USA	7	74	10.6
2	15	BEIJER Mariska	NED	7	62	8.9
3	15	HOLLERMANN Rose	USA	7	61	8.7
4	4	MILLER Mareike	GER	6	50	8.3
5	7	OUELLET Cindy	CAN	6	49	8.2
6	14	MOHNEN Marina	GER	6	47	7.8
7	7	FREEMAN Helen	GBR	7	52	7.4
8	5	McLACHLAN Janet	CAN	6	41	6.8
9	15	ALMEIDA Vileide	BRA	6	37	6.2
10	4	HUITZING Inge	NED	7	43	6.1

2 POINT FIELD GOALS % (6 attempts/game minimum)

Rk	No.	Name	Team	GP	M/A	%
1	15	HOLLERMANN Rose	USA	7	61 / 99	61.6
2	4	MILLER Mareike	GER	6	50 / 84	59.5
3	12	MURRAY Rebecca	USA	7	72 / 127	56.7
4	15	BEIJER Mariska	NED	7	62 / 111	55.9
5	5	McLACHLAN Janet	CAN	6	39 / 70	55.7
6	8	LALONDE Rosalie	CAN	6	20 / 36	55.6
7	9	MILLER Desiree	USA	7	37 / 70	52.9
8	15	ALMEIDA Vileide	BRA	6	37 / 71	52.1
9	10	CONROY Amy	GBR	7	38 / 74	51.4
10	14	MOHNEN Marina	GER	6	45 / 91	49.5

2 POINT FIELD GOALS MADE

Rk	No.	Name	Team	GP	Total	Avg
1	12	MURRAY Rebecca	USA	7	72	10.3
2	15	BEIJER Mariska	NED	7	62	8.9
3	15	HOLLERMANN Rose	USA	7	61	8.7
4	4	MILLER Mareike	GER	6	50	8.3
5	7	OUELLET Cindy	CAN	6	49	8.2
6	14	MOHNEN Marina	GER	6	45	7.5
7	7	FREEMAN Helen	GBR	7	49	7.0
8	5	McLACHLAN Janet	CAN	6	39	6.5
9	15	ALMEIDA Vileide	BRA	6	37	6.2
10	11	DAI Jiameng	CHN	6	35	5.8

3 POINT FIELD GOALS % (2 attempts/game minimum)

Rk	No.	Name	Team	GP	M/A	%
1	9	KHEMGANI Djamila	ALG	5	3 / 21	14.3

3 POINT FIELD GOALS MADE

Rk	No.	Name	Team	GP	Total	Avg
1	12	ZAIRI Kheira	ALG	4	3	0.8
2	9	KHEMGANI Djamila	ALG	5	3	0.6
3	7	FREEMAN Helen	GBR	7	3	0.4
3	4	HUITZING Inge	NED	7	3	0.4
5	10	CONROY Amy	GBR	7	2	0.3
5	5	McLACHLAN Janet	CAN	6	2	0.3
5	14	MOHNEN Marina	GER	6	2	0.3
5	12	MURRAY Rebecca	USA	7	2	0.3
9	12	DENG Mingzhu	CHN	6	1	0.2
9	24	SCHWAB Christina	USA	6	1	0.2

FREE THROWS % (3 attempts/game minimum)

Rk	No.	Name	Team	GP	M/A	%
1	12	MURRAY Rebecca	USA	7	19 / 24	79.2
2	10	SCHUNEMANN Gesche	GER	7	25 / 37	67.6
3	4	MILLER Mareike	GER	6	13 / 22	59.1
4	11	DAI Jiameng	CHN	6	14 / 26	53.8
5	12	MARTINS Lia	BRA	6	11 / 22	50.0
6	10	CONROY Amy	GBR	7	9 / 22	40.9
7	7	OUELLET Cindy	CAN	6	7 / 19	36.8

FREE THROWS MADE

Rk	No.	Name	Team	GP	Total	Avg
1	10	SCHUNEMANN Gesche	GER	7	25	3.6
2	12	MURRAY Rebecca	USA	7	19	2.7
3	11	DAI Jiameng	CHN	6	14	2.3
4	4	MILLER Mareike	GER	6	13	2.2
5	2	GAENG Gail	USA	7	14	2.0
5	4	HUITZING Inge	NED	7	14	2.0
7	12	MARTINS Lia	BRA	6	11	1.8
8	8	LALONDE Rosalie	CAN	6	10	1.7
9	5	McLACHLAN Janet	CAN	6	9	1.5

3 players tied for 10th place with

1.3



Individual Statistics

Estatísticas individuais

As of FRI 16 SEP 2016 at 19:03

TOTAL FIELD GOAL ATTEMPTS

Rk	No.	Name	Team	GP	Total	Avg
1	12	MURRAY Rebecca	USA	7	132	18.9
2	12	PALLARES Maria	ARG	5	94	18.8
3	7	OUELLET Cindy	CAN	6	108	18.0
4	7	FREEMAN Helen	GBR	7	113	16.1
5	15	BEIJER Mariska	NED	7	111	15.9
6	14	MOHNEN Marina	GER	6	94	15.7
7	9	KHEMGANI Djamila	ALG	5	73	14.6
8	4	HUITZING Inge	NED	7	101	14.4
9	15	HOLLERMANN Rose	USA	7	100	14.3
10	4	MILLER Mareike	GER	6	86	14.3

2 POINT FIELD GOAL ATTEMPTS

Rk	No.	Name	Team	GP	Total	Avg
1	12	MURRAY Rebecca	USA	7	127	18.1
2	7	OUELLET Cindy	CAN	6	103	17.2
3	12	PALLARES Maria	ARG	5	82	16.4
4	15	BEIJER Mariska	NED	7	111	15.9
5	14	MOHNEN Marina	GER	6	91	15.2
6	7	FREEMAN Helen	GBR	7	104	14.9
7	15	HOLLERMANN Rose	USA	7	99	14.1
8	4	MILLER Mareike	GER	6	84	14.0
9	11	DAI Jiameng	CHN	6	79	13.2
9	12	MARTINS Lia	BRA	6	79	13.2

3 POINT FIELD GOAL ATTEMPTS

Rk	No.	Name	Team	GP	Total	Avg
1	9	KHEMGANI Djamila	ALG	5	21	4.2
2	12	PALLARES Maria	ARG	5	12	2.4
3	12	ZAIRI Kheira	ALG	4	7	1.8
4	7	FREEMAN Helen	GBR	7	9	1.3
4	4	HUITZING Inge	NED	7	9	1.3
6	9	LINARI Silvia	ARG	5	6	1.2
7	6	ASSUNCAO Perla	BRA	6	6	1.0
8	12	MARTINS Lia	BRA	6	5	0.8
8	5	McLACHLAN Janet	CAN	6	5	0.8
8	7	OUELLET Cindy	CAN	6	5	0.8

FREE THROW ATTEMPTS

Rk	No.	Name	Team	GP	Total	Avg
1	10	SCHUNEMANN Gesche	GER	7	37	5.3
2	11	DAI Jiameng	CHN	6	26	4.3
3	12	MARTINS Lia	BRA	6	22	3.7
3	4	MILLER Mareike	GER	6	22	3.7
5	12	MURRAY Rebecca	USA	7	24	3.4
6	7	OUELLET Cindy	CAN	6	19	3.2
7	10	CONROY Amy	GBR	7	22	3.1
8	15	BEIJER Mariska	NED	7	20	2.9
8	4	HUITZING Inge	NED	7	20	2.9
10	7	FREEMAN Helen	GBR	7	19	2.7

PERSONAL FOULS

Rk	No.	Name	Team	GP	Total	Avg
1	12	PALLARES Maria	ARG	5	16	3.2
1	13	PEREZ Mariana	ARG	5	16	3.2
3	7	FREEMAN Helen	GBR	7	19	2.7
4	10	SANTANA Jessica	BRA	6	16	2.7
5	10	CAPDEVILLE Mariana	ARG	5	13	2.6
6	11	DAI Jiameng	CHN	6	15	2.5
6	10	LAURENT Kathy	FRA	6	15	2.5
8	8	CORONEL Maria	ARG	4	10	2.5
9	11	OLMEDO Julieta	ARG	5	12	2.4
10	14	BUSO Marianne	FRA	6	14	2.3

MINUTES PLAYED

Rk	No.	Name	Team	GP	Total	Avg
1	12	MURRAY Rebecca	USA	7	4:15:15	36:27
2	12	PALLARES Maria	ARG	5	2:55:13	35:02
3	15	HOLLERMANN Rose	USA	7	4:00:24	34:20
4	7	FREEMAN Helen	GBR	7	3:57:50	33:58
5	7	OUELLET Cindy	CAN	6	3:22:55	33:49
6	7	ETAVARD-GLEMP Agnes	FRA	6	3:19:38	33:16
7	13	PEREZ Mariana	ARG	5	2:43:18	32:39
8	6	VISSER Jitske	NED	7	3:45:18	32:11
9	6	ASSUNCAO Perla	BRA	6	3:12:59	32:09
10	8	ZEYEN Annika	GER	7	3:35:20	30:45

DOUBLE DOUBLES

Rk	No.	Name	Team	GP	Total	Avg
1	7	FREEMAN Helen	GBR	7	4	0.6
2	5	McLACHLAN Janet	CAN	6	4	0.7
3	15	HOLLERMANN Rose	USA	7	3	0.4
3	12	MURRAY Rebecca	USA	7	3	0.4
5	15	BEIJER Mariska	NED	7	2	0.3
5	10	CONROY Amy	GBR	7	2	0.3
5	10	SCHUNEMANN Gesche	GER	7	2	0.3
8	4	HUITZING Inge	NED	7	1	0.1
8	9	MILLER Desiree	USA	7	1	0.1

8 players tied for 10th place with

1

OFFENSIVE REBOUNDS

Rk	No.	Name	Team	GP	Total	Avg
1	15	BEIJER Mariska	NED	7	20	2.9
2	5	FARIAS Andreia	BRA	6	12	2.0
3	14	de ROOIJ Carina	NED	7	13	1.9
3	7	FREEMAN Helen	GBR	7	13	1.9
3	4	HUITZING Inge	NED	7	13	1.9
3	11	KORVER Cher	NED	7	13	1.9
3	6	VISSER Jitske	NED	7	13	1.9
8	7	OUELLET Cindy	CAN	6	11	1.8
9	15	HOLLERMANN Rose	USA	7	12	1.7

2 players tied for 10th place with

1.7



Individual Statistics

Estatísticas individuais

As of FRI 16 SEP 2016 at 19:03

DEFENSIVE REBOUNDS

Rk	No.	Name	Team	GP	Total	Avg
1	5	McLACHLAN Janet	CAN	6	67	11.2
2	12	PALLARES Maria	ARG	5	40	8.0
3	15	HOLLERMANN Rose	USA	7	54	7.7
4	10	SCHUNEMANN Gesche	GER	7	48	6.9
5	15	BEIJER Mariska	NED	7	47	6.7
5	7	FREEMAN Helen	GBR	7	47	6.7
7	10	CONROY Amy	GBR	7	45	6.4
8	14	MOHNEN Marina	GER	6	37	6.2
9	12	MURRAY Rebecca	USA	7	41	5.9
10	4	MILLER Mareike	GER	6	34	5.7

PLUS / MINUS

Rk	No.	Name	Team	GP	Total	Avg
1	12	MURRAY Rebecca	USA	7	185	26.4
2	15	HOLLERMANN Rose	USA	7	165	23.6
3	2	GAENG Gail	USA	7	164	23.4
4	6	VISSER Jitske	NED	7	140	20.0
5	9	MILLER Desiree	USA	7	133	19.0
6	5	HUNTER Darlene	USA	7	122	17.4
7	15	BEIJER Mariska	NED	7	119	17.0
8	2	ARTS Ilse	NED	5	80	16.0
9	4	HUITZING Inge	NED	7	111	15.9
10	13	van BERGEN Barbara	NED	7	100	14.3

Note:

All players must have featured in at least 50% of competition days played.

Legend:

%	Shooting Percentage	Avg.	Average per Game	Def.	Defensive Rebounds	GP	Games Played
M / A	Made / Attempts	No.	Uniform Number	Off.	Offensive Rebounds	Rk	Rank



Medallists

Medalhistas

GOLD

SILVER

BRONZE

USA - United States of America

2 WILLIAMS Jake
4 TUREK Joshua
5 PAYE Michael
8 BELL Brian
9 SCOTT Matt
11 SERIO Steve
12 GILBERT John
13 LYNCH Ian
15 HINZE Nate
16 JENIFER Trevon
20 ARAMBULA Jared
42 GOUGE Aaron

ESP - Spain

4 STIX Daniel
5 VERA Carlos
7 ZARZUELA Pablo
8 SANCHEZ Francisco Javier
9 ZARZUELA Alejandro
10 DIALLO Amadou Tijane
11 RUIZ Jordi
13 GARCIA Asier
14 MOURIZ David
15 LLAMBI Jaume
17 ROMERO Jesus
51 ALEJOS Agustin

GBR - Great Britain

4 CHOUDHRY Gaz
5 BROWN Simon
6 MARSH Kyle
7 BYWATER Terry
8 MUNN Simon
9 BROWN Harry
10 JAMA Abdi
11 PRATT Phil
12 SAGAR Ian
13 WARBURTON Gregg
14 MANNING Lee
15 OROGBEMI Ademola



Tournament Summary

Resumo do torneio

As of SAT 17 SEP 2016

Today's Games

Phase	Teams	Start Time	Location	Final	Q1	Q2	Q3	Q4	OT
Classification Playoff 7/8	GER vs NED	9:30	Rio Olympic Arena	50 - 61	15 - 11	13 - 21	11 - 17	11 - 12	
Bronze Medal Game	GBR vs TUR	11:45	Rio Olympic Arena	82 - 76	16 - 22	13 - 8	14 - 19	22 - 16	17-11 (OT1)
Classification Playoff 5/6	AUS vs BRA	15:15	Rio Olympic Arena	69 - 70	20 - 17	19 - 20	13 - 17	17 - 16	
Gold Medal Game	ESP vs USA	17:30	Rio Olympic Arena	52 - 68	8 - 12	15 - 17	19 - 18	10 - 21	

Group A								Games			Points			Class.
Rank		ESP	TUR	AUS	NED	JPN	CAN	Played	Won	Lost	For	Against	Diff.	Points
1	ESP		65 - 68	75 - 64	66 - 48	55 - 39	80 - 46	5	4	1	341	265	+76	9
2	TUR	68 - 65		60 - 62	67 - 50	65 - 49	67 - 46	5	4	1	327	272	+55	9
3	AUS	64 - 75	62 - 60		70 - 50	68 - 55	78 - 53	5	4	1	342	293	+49	9
4	NED	48 - 66	50 - 67	50 - 70		67 - 59	49 - 32	5	2	3	264	294	-30	7
5	JPN	39 - 55	49 - 65	55 - 68	59 - 67		76 - 45	5	1	4	278	300	-22	6
6	CAN	46 - 80	46 - 67	53 - 78	32 - 49	45 - 76		5	0	5	222	350	-128	5

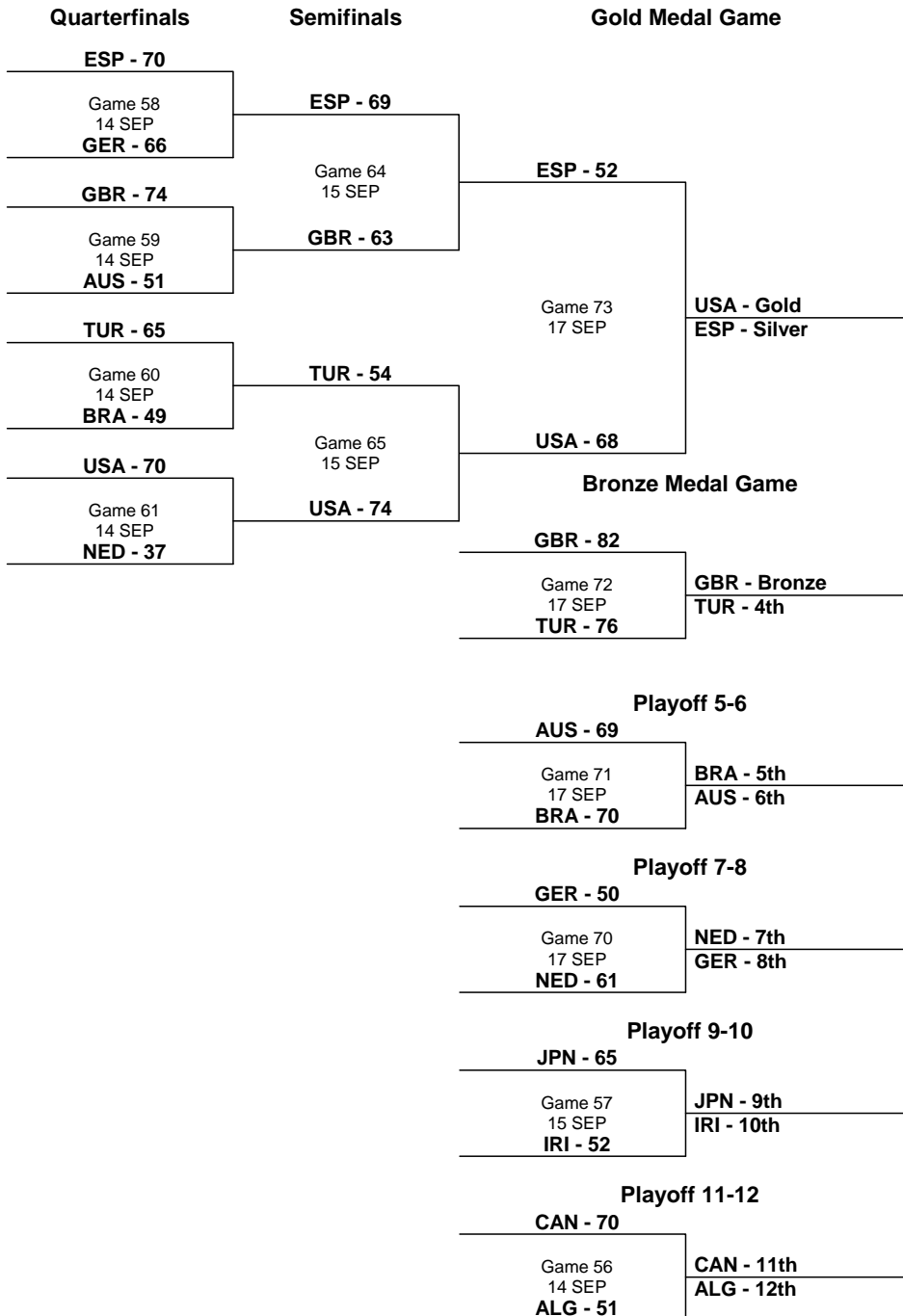
Group B								Games			Points			Class.
Rank		USA	GBR	BRA	GER	IRI	ALG	Played	Won	Lost	For	Against	Diff.	Points
1	USA		65 - 48	75 - 38	77 - 52	93 - 44	92 - 24	5	5	0	402	206	+196	10
2	GBR	48 - 65		73 - 55	66 - 52	84 - 60	93 - 31	5	4	1	364	263	+101	9
3	BRA	38 - 75	55 - 73		61 - 73	73 - 50	82 - 43	5	2	3	309	314	-5	7
4	GER	52 - 77	52 - 66	73 - 61		63 - 69	97 - 41	5	2	3	337	314	+23	7
5	IRI	44 - 93	60 - 84	50 - 73	69 - 63		72 - 48	5	2	3	295	361	-66	7
6	ALG	24 - 92	31 - 93	43 - 82	41 - 97	48 - 72		5	0	5	187	436	-249	5



Tournament Summary

Resumo do torneio

As of SAT 17 SEP 2016



Final Standings				
Medal	Rank	Team	GP	W/L
Gold	1	USA	8	8/0
Silver	2	ESP	8	6/2
Bronze	3	GBR	8	6/2
	4	TUR	8	5/3
	5	BRA	7	3/4
	6	AUS	7	4/3
	7	NED	7	3/4
	8	GER	7	2/5
	9	JPN	6	2/4
	10	IRI	6	2/4
	11	CAN	6	1/5
	12	ALG	6	0/6

Note:

Detailed explanations of competition are described on output: N02 - Competition Format and Rules.

Legend:

Ax x (x=1-4) ranked team from group A
Diff. Difference
Qx Quarter Time

Bx Bx - x (x=1-4) ranked team from group B
GP Games Played
W/L Win/Loss

Class. Classification
OTx Overtime



Team Roster

Composição da equipe

As of TUE 6 SEP 2016 at 18:33

ALG - Algeria

No.	Name	Playing Position	Sport Class	Date of Birth	Age	Club	Int. Games Played
4	BENTRAT Mohamed Reda	F	3.5	7 JUL 1978	38	Anglet (FRA), Pau	32
5	CHERAITIA Faical	C	4.5	9 AUG 1981	35	El Harrach (ALG), Algiers	19
6	BADRANE Ayoub	G	2.0	20 MAR 1994	22	Boufarik (ALG), Algiers	32
7	MANSOURI Rafik	F	2.0	7 OCT 1980	35	El Harrach (ALG), Algiers	32
8	ABASSI Mostefa	G	2.5	25 SEP 1977	38	Toulouse (FRA), Toulouse	55
9	GUEDOUN Nabil (C)	F	4.0	4 AUG 1977	39	Le Cannet (FRA), Le Cannet	67
10	HAMACHE Djamel	G	1.0	24 OCT 1970	45	Gennevilliers (FRA), Paris	70
12	MEGUEDDER Abdelkarim	C	3.0	4 JUN 1986	30	M'Sila (ALG), Algiers	27
13	ABBAD Abderraouf	F	1.0	27 OCT 1986	29	Hamadi (ALG), Algiers	19
14	KSOURI Nouri	G	1.5	30 NOV 1975	40	Le Puy En Vellay (FRA), Puy En Vel	32
15	AYACHE Bilel	C	3.5	2 JUN 1981	35	Le Puy En Vellay (FRA), Puy En Vel	55
Team Average					35.1		40.0

Coach TAGMI Lahcene
Assistant Coach BRAHIMI Mustapha

Team Uniform Colour
Light: White
Dark: Green

Note:

Number of games played at the official IWBF/IWBF zones championships for senior men/women (provided by IWBF)

Legend:

(C) Captain C Centre F Forward G Guard Int. International No. Uniform Number



Team Roster
Composição da equipe

As of TUE 6 SEP 2016 at 18:33

AUS - Australia

No.	Name	Playing Position	Sport Class	Date of Birth	Age	Club	Int. Games Played
4	RUSSELL Shawn	F	4.0	15 JUN 1987	29	Kilsyth Cobras (AUS), Melbourne	45
5	LATHAM Bill	C	4.0	29 OCT 1989	26	Brisbane Spinning (AUS), Brisbane	157
6	DEANS Adam	C	4.0	16 JUN 1988	28	Red Dust Heelers (AUS), Perth	60
7	NORRIS Shaun	G	3.0	2 APR 1985	31	Perth Wheelcats (AUS), Perth	206
8	ALLISON Joshua	G	1.0	27 MAR 1986	30	Kilsyth Cobras (AUS), Melbourne	26
9	KNOWLES Tristan	F	4.0	25 APR 1983	33	Kilsyth Cobras (AUS), Melbourne	223
10	BLAIR Jannik	G	1.0	3 FEB 1992	24	Red Dust Heelers (AUS), Perth	91
11	O'NEILL-THORNE Tom	G	3.0	8 APR 1997	19	Brisbane Spinning (AUS), Brisbane	30
12	SIMMONS Tige	G	1.0	5 MAY 1977	39	Brisbane Spinning (AUS), Brisbane	152
13	McSHANE Matthew	G	1.5	1 NOV 1990	25	Brisbane Spinning (AUS), Brisbane	11
14	STIBNERS Brett	F	4.0	25 JUN 1979	37	Wollongong Rollers (AUS), Wollongong	116
15	NESS Bradley (C)	C	4.5	24 NOV 1974	41	Red Dust Heelers (AUS), Perth	230
Team Average					30.2		112.3

Coach ETTRIDGE Ben
Assistant Coach BRENNAN Luke
Assistant Coach KYLE Tom

Team Uniform Colour
Light: White
Dark: Green

Note:

Number of games played at the official IWBF/IWBF zones championships for senior men/women (provided by IWBF)

Legend:

(C) Captain C Centre F Forward G Guard Int. International No. Uniform Number



Team Roster

Composição da equipe

As of TUE 6 SEP 2016 at 18:33

BRA - Brazil

No.	Name	Playing Position	Sport Class	Date of Birth	Age	Club	Int. Games Played
4	GOMES dos SANTOS Dwan	G	1.0	24 JAN 1993	23	ADFEGO/GO (BRA), Goiânia	23
5	VIEIRA Pedro Henrique	F	4.0	27 NOV 1993	22	Magic Hands/SP (BRA), São Paulo	10
6	da SILVA Erik	F	3.5	5 OCT 1978	37	CAD/SJRP/SP (BRA), Rio Preto	114
7	SUURSOO Celestino Luciano	F	4.5	10 MAR 1978	38	CAD/SP (BRA), São Paulo	10
8	dos SANTOS Paulo Cesar (C)	C	2.0	18 NOV 1972	43	CAD/SJRP/SP (BRA), Rio Preto	80
9	DO BONFIM Edjunior Jose	F	4.5	30 AUG 1982	34	AMERICA TIGRES/RN (BRA), Natal	10
10	DAUINHEIMER Paulo Roberto	C	1.5	22 FEB 1984	32	AFADEFI/SC (BRA), Camboriu	14
11	ARAO de CARVALHO Rodrigo	G	1.0	7 JUL 1978	38	Magic Hands/SP (BRA), São Paulo	25
12	ALVES VIANA Amauri	G	1.5	13 APR 1990	26	Magic Hands/SP (BRA), São Paulo	15
13	de MIRANDA Leandro	F	4.5	27 AUG 1982	34	GADECAMP/SP (BRA), Campinas	72
14	CANDIDO SANCHEZ Marcos	C	3.0	20 JUL 1982	34	GADECAMP/SP (BRA), Campinas	58
15	da SILVA Junior	F	3.0	6 MAR 1980	36	Magic Hands/SP (BRA), São Paulo	25
Team Average					33.1		38.0

Coach FRANK Tiago Jose
Assistant Coach FERIANI Matteo

Team Uniform Colour
Light: White
Dark: Green/Yellow

Note:

Number of games played at the official IWBF/IWBF zones championships for senior men/women (provided by IWBF)

Legend:

(C) Captain C Centre F Forward G Guard Int. International No. Uniform Number



Team Roster
Composição da equipe

As of TUE 6 SEP 2016 at 18:33

CAN - Canada

No.	Name	Playing Position	Sport Class	Date of Birth	Age	Club	Int. Games Played
4	GONCIN Nik	G	4.5	19 DEC 1991	24	Academy (CAN), Toronto	0
5	MORONCHUK Ben	F	4.5	29 MAY 1996	20	Academy (CAN), Toronto	0
6	HEDGES Bo (C)	G	2.5	5 JAN 1980	36	Academy (CAN), Toronto	0
7	WON Peter	F	2.5	19 JAN 1988	28	Academy (CAN), Toronto	0
8	HICKEY Liam	F	4.0	25 MAR 1998	18	St. John's (CAN), St. John's	0
9	LANCIA Adam	C	4.0	17 JAN 1980	36	Academy (CAN), Toronto	0
10	DINI Abdi	G	1.0	1 JAN 1981	35	Academy (CAN), Toronto	0
11	JASSMAN Chad	G	1.5	16 SEP 1983	32	Grizzlies (CAN), Calgary	0
12	GREEN Deion	F	3.5	28 APR 1990	26	Academy (CAN), Toronto	0
13	VERMETTE Jonathan	G	1.0	4 MAR 1991	25	Academy (CAN), Toronto	0
14	MILLER Tyler	G	1.5	24 JUN 1984	32	Academy (CAN), Toronto	0
15	ENG David (C)	C	4.5	21 NOV 1976	39	Gladiateurs (CAN), Montreal	0
Team Average					29.3		

Coach BIALOWAS Stephen
Assistant Coach NORDELL Darrell
Assistant Coach FROGLEY Mike

Team Uniform Colour
Light: White
Dark: Red

Note:

Number of games played at the official IWBF/IWBF zones championships for senior men/women (provided by IWBF)

Legend:

(C) Captain C Centre F Forward G Guard Int. International No. Uniform Number



Team Roster

Composição da equipe

As of TUE 6 SEP 2016 at 18:33

ESP - Spain

No.	Name	Playing Position	Sport Class	Date of Birth	Age	Club	Int. Games Played
4	STIX Daniel	G	1.5	24 JUN 1997	19	CD Ilunion (ESP), Madrid	0
5	VERA Carlos (C)	F	3.0	4 NOV 1973	42	CD Ilunion (ESP), Madrid	0
7	ZARZUELA Pablo	F	3.0	2 APR 1987	29	CD Ilunion (ESP), Madrid	0
8	SANCHEZ Francisco Javier	F	1.0	11 AUG 1989	27	Getafe BSR (ESP), Madrid	8
9	ZARZUELA Alejandro	C	3.0	2 APR 1987	29	CD Ilunion (ESP), Madrid	8
10	DIALLO Amadou Tijane	C	3.0	4 JAN 1992	24	Bidaideak Bilbao BSR (ESP), Bilbao	0
11	RUIZ Jordi	G	2.5	2 DEC 1990	25	UnipolSai Briantea84 Cantu (ITA), Cantu	0
13	GARCIA Asier (C)	G	4.0	11 JUN 1981	35	Bidaideak Bilbao BSR (ESP), Bilbao	8
14	MOURIZ David	G	2.5	31 DEC 1982	33	Bidaideak Bilbao BSR (ESP), Bilbao	8
15	LLAMBI Jaume	F	1.5	25 FEB 1974	42	CD Ilunion (ESP), Madrid	8
17	ROMERO Jesus	F	3.0	12 SEP 1984	31	Clinicas Rincon Amivel (ESP), Malaga	8
51	ALEJOS Agustin	C	4.5	8 NOV 1987	28	BSR ACE Gran Canaria (ESP), Las Palmas	0
Team Average					30.3		4.0

Coach ARTACHO Jose Manuel
Assistant Coach VAQUERO Miguel
Assistant Coach GARCIA Ismael

Team Uniform Colour
Light: White
Dark: Red

Note:

Number of games played at the official IWBF/IWBF zones championships for senior men/women (provided by IWBF)

Legend:

(C) Captain C Centre F Forward G Guard Int. International No. Uniform Number



Team Roster

Composição da equipe

As of TUE 6 SEP 2016 at 18:33

GBR - Great Britain

No.	Name	Playing Position	Sport Class	Date of Birth	Age	Club	Int. Games Played
4	CHOUDHRY Gaz	F	4.0	23 JUN 1985	31	UnipolSai Briantea84 Cant (ITA), Cantu	145
5	BROWN Simon (C)	G	2.0	7 MAR 1986	30	Deco Group Amicacci Giuli (ITA), Giulianova	101
6	MARSH Kyle	G	2.0	21 MAR 1990	26	BSR Amiab Albacete (ESP), Albacete	116
7	BYWATER Terry (C)	F	4.5	28 FEB 1983	33	CD Ilunion (ESP), Madrid	284
8	MUNN Simon	C	4.0	31 JAN 1968	48	Deco Group Amicacci Giuli (ITA), Giulianova	376
9	BROWN Harry	G	2.5	21 JUN 1994	22	BSR Amiab Albacete (ESP), Albacete	110
10	JAMA Abdi	G	1.0	1 NOV 1982	33	UnipolSai Briantea84 Cant (ITA), Cantu	235
11	PRATT Phil	G	3.0	2 FEB 1994	22	Sheffield Steelers (ENG), Sheffield	64
12	SAGAR Ian	F	3.0	29 MAR 1982	34	UnipolSai Briantea84 Cant (ITA), Cantu	135
13	WARBURTON Gregg	G	2.0	19 NOV 1996	19	Oldham Owls (ENG), Oldham	27
14	MANNING Lee	C	4.5	11 JAN 1990	26	BSR Amiab Albacete (ESP), Albacete	83
15	OROGBEMI Ademola	G	2.5	11 MAY 1978	38	BSR Amiab Albacete (ESP), Albacete	195
Team Average					30.2		155.9

Coach BHANIA Haj
Assistant Coach JOHNSON Joey (CAN)

Team Uniform Colour
Light: White
Dark: Red

Note:

Number of games played at the official IWBF/IWBF zones championships for senior men/women (provided by IWBF)

Legend:

(C) Captain C Centre F Forward G Guard Int. International No. Uniform Number



Team Roster
Composição da equipe

As of TUE 6 SEP 2016 at 18:33

GER - Germany

No.	Name	Playing Position	Sport Class	Date of Birth	Age	Club	Int. Games Played
4	LOHMANN Bjorn (C)	F	1.0	3 MAY 1979	37	RSV Lahn Dill (GER), Wetzlar	290
5	DREIMULLER Nico	G	2.0	10 DEC 1997	18	RSV Lahn Dill (GER), Wetzlar	13
6	HEIMBACH Matthias	F	1.0	14 MAY 1983	33	BG Baskets Hamburg (GER), Hamburg	165
7	HUBER Christopher	F	1.0	9 OCT 1995	20	RSV Lahn Dill (GER), Wetzlar	50
8	BIENEK Andre	G	3.0	31 OCT 1986	29	RSB Thuringia Bulls (GER), Eixleben	235
9	MAGENHEIM Sebastian	C	3.5	12 AUG 1988	28	USC München (GER), Munich	178
10	MOLLER Kai	C	3.0	21 JAN 1991	25	BG Baskets Hamburg (GER), Hamburg	32
11	PASSIWAN Dirk	G	4.5	13 OCT 1976	39	Doneck Dolphins Trier (GER), Trier	180
12	HALOUSKI Alexandr	C	4.5	30 APR 1987	29	RSB Thuringia Bulls (GER), Eixleben	42
13	HALLER Jan	F	2.0	1 OCT 1988	27	RSV Lahn Dill (GER), Wetzlar	158
14	BOHME Thomas	G	3.0	24 JUN 1991	25	RSV Lahn Dill (GER), Wetzlar	168
15	KOHLER Dirk	C	4.0	29 OCT 1967	48	RSV Lahn Dill (GER), Wetzlar	330
Team Average					29.8		153.4

Coach ZELTINGER Nicolai
Assistant Coach NEUMANN Ralf

Team Uniform Colour
Light: White
Dark: Black

Note:

Number of games played at the official IWBF/IWBF zones championships for senior men/women (provided by IWBF)

Legend:

(C) Captain C Centre F Forward G Guard Int. International No. Uniform Number



Team Roster

Composição da equipe

As of TUE 6 SEP 2016 at 18:33

IRI - Islamic Republic of Iran

No.	Name	Playing Position	Sport Class	Date of Birth	Age	Club	Int. Games Played
4	BALAGHI Saman	F	1.0	4 DEC 1986	29	Pegah (IRI), Fars	5
5	MOHAMMAD NEZHAD Mohammad	F	1.0	30 JAN 1992	24	Isar (IRI), Gum	3
6	HOSSEINPOUR Esmaeil	F	1.5	29 SEP 1982	33	KKTURKCELL (TUR), Lefkosa	3
7	GHOLAMAZAD Vahid (C)	C	4.5	16 SEP 1987	28	Khatagheh (ESP), Khatagheh	3
8	BAGZADEHFARD Iman	C	4.0	11 FEB 1987	29	Mokhaberat (IRI), Isfahan	2
9	SEHI Mohammad	F	1.5	23 MAY 1987	29	Aluminium Almahdi (IRI), Bandarabba	3
10	TOLOUEI Mohsen	F	3.5	5 APR 1985	31	Karabuk (TUR), Karabel	2
11	MANSOURI Hakim	G	2.0	6 APR 1985	31	Shahrdari (IRI), Amol	4
12	HADIAZHAR Omid	C	4.0	26 JUL 1992	24	Galatasaray (TUR), Istanbul	4
13	ABEDI Morteza	G	3.0	18 JUL 1991	25	Galatasaray (TUR), Istanbul	6
14	EBRAHIMI Morteza	C	4.5	20 SEP 1991	24	Yildizlar (TUR), Istanbul	7
15	ABDI Hassan	F	2.0	22 NOV 1985	30	Mahan Tandis (IRI), Ghom	3
Team Average					28.1		3.8

Coach AGHAKOUCHEKI Abbas
Assistant Coach KHAKI Abbas

Team Uniform Colour
Light: White
Dark: Red

Note:

Number of games played at the official IWBF/IWBF zones championships for senior men/women (provided by IWBF)

Legend:

(C) Captain C Centre F Forward G Guard Int. International No. Uniform Number



Team Roster

Composição da equipe

As of TUE 6 SEP 2016 at 18:33

JPN - Japan

No.	Name	Playing Position	Sport Class	Date of Birth	Age	Club	Int. Games Played
0	CHOKAI Renshi	G	2.0	2 FEB 1999	17	Sasebo WBC (JPN), Saikai	1
2	TOYOSHIMA Akira	G	2.0	16 FEB 1989	27	Miyagi MAX (JPN), Miyagi	6
3	TSUCHIKO Daisuke	C	4.0	14 AUG 1980	36	Chiba Hawks (JPN), Chiba	4
4	FUJIMOTO Reo (C)	C	4.5	22 SEP 1983	32	Miyagi MAX (JPN), Miyagi	9
10	MIYAJIMA Tetsuya	F	4.0	29 NOV 1988	27	Toyama WBC (JPN), Toyama	7
11	FUJISAWA Kiyoshi	G	2.0	26 JUL 1986	30	Saitama Lions (JPN), Saitama	0
13	CHIWAKI Mitsugu	F	2.5	19 AUG 1981	35	Chiba Hawks (JPN), Chiba	2
15	FUJII Shingo	G	1.5	2 JAN 1978	38	Miyagi MAX (JPN), Sendai	9
18	NAGATA Hiroyuki	G	2.0	25 JUN 1984	32	Saitama Lions (JPN), Saitama	2
24	MURAKAMI Naohiro	F	4.0	17 FEB 1994	22	Itami Super Phoenix (JPN), Itami	3
31	ISHIKAWA Takenori	G	1.5	11 SEP 1975	40	Para Kanagawa Sports Club (JPN), Fujisawa	2
55	KOZAI Hiroaki	G	3.5	14 JUL 1988	28	No Excuse (JPN), Tokyo	5
Team Average					30.3		4.2

Coach OIKAWA Shimpei
Assistant Coach KYOYA Kazuyuki

Team Uniform Colour

Light: White

Dark: Black

Note:

Number of games played at the official IWBF/IWBF zones championships for senior men/women (provided by IWBF)

Legend:

(C) Captain C Centre F Forward G Guard Int. International No. Uniform Number



Team Roster

Composição da equipe

As of TUE 6 SEP 2016 at 18:33

NED - Netherlands

No.	Name	Playing Position	Sport Class	Date of Birth	Age	Club	Int. Games Played
0	de JONG Frank	G	1.0	15 MAR 1985	31	Dolphins (GER), Trier	145
1	POGGENWISCH Robin	G	3.0	24 JUL 1989	27	Meaux (FRA), Meaux	1
2	van de KUILEN Marc	C	3.0	31 OCT 1987	28	Meaux (FRA), Meaux	2
4	NIJMAN Sebastiao	F	1.5	12 MAR 1993	23	Hannover BC (GER), Hannover	101
5	GROEN Walter	F	2.5	2 SEP 1980	36	Meaux (FRA), Meaux	395
6	de ROOIJ Anton	G	1.0	27 SEP 1967	48	Gembo (BEL), Antwerpen	654
8	OP den ORTH Mendel	C	4.0	23 JAN 1996	20	Only Friends (NED), Amsterdam	35
10	TOES Paul	C	4.5	14 DEC 1985	30	-	245
11	BELLERS Mattijs	C	4.5	6 SEP 1992	24	Dolphins (GER), Trier	175
12	EVEN Gijs	C	4.5	22 SEP 1994	21	Arrows (NED), Rotterdam	46
15	ZANTINGE Quinten	F	3.0	31 JAN 2000	16	Devedo (NED), Ermelo	45
23	KORKMAZ Mustafa (C)	G	3.0	18 JAN 1988	28	BC Baskets (GER), Hamburg	385
Team Average					27.7		185.8

Coach WIEGMANN Frits
Assistant Coach JEBARI Mustapha
Assistant Coach BAPTISTA Tiago

Team Uniform Colour
Light: White
Dark: Orange

Note:

Number of games played at the official IWBF/IWBF zones championships for senior men/women (provided by IWBF)

Legend:

(C) Captain C Centre F Forward G Guard Int. International No. Uniform Number



Team Roster

Composição da equipe

As of TUE 6 SEP 2016 at 18:33

TUR - Turkey

No.	Name	Playing Position	Sport Class	Date of Birth	Age	Club	Int. Games Played
1	SAFAK Kaan	G	4.0	1 MAY 1993	23	TSK.REH.MERK.ENG.SP.KLB. (TUR), Ankara	0
3	DALAY Kaan	F	2.0	26 JUL 1981	35	BJK.RMK.Marine SP.KLB. (TUR), Istanbul	52
5	GURBULAK Ozgur (C)	G	4.0	30 APR 1981	35	BJK.RMK.Marine SP.KLB. (TUR), Istanbul	67
7	TOPRAK Ugur	F	3.0	19 JUL 1992	24	Balikesir B.Sehir BL.SP.K (TUR), Balikesir	0
9	ACAR Deniz	F	2.5	9 JAN 1976	40	BJK.RMK.Marine SP.KLB. (TUR), Istanbul	41
10	GEZINCI Cem	C	4.5	1 SEP 1985	31	BJK.RMK.Marine SP.KLB. (TUR), Istanbul	49
11	GUNDOGDU Fikri	F	1.0	15 JUN 1985	31	Galatasaray Spor Kulubu (TUR), Istanbul	60
13	CIRGAOGLU Yasin	F	1.0	27 JUL 1985	31	BJK.RMK.Marine SP.KLB. (TUR), Istanbul	32
15	SAYAK Selim	G	2.5	26 JAN 1983	33	Kardemir Karabuk SP.KLB. (TUR), Karabuk	30
35	GUMUS Ferit	F	3.0	10 JAN 1981	35	BJK.RMK.Marine SP.KLB. (TUR), Istanbul	62
77	AR Ismail	F	1.5	28 NOV 1985	30	Galatasaray Spor Kulubu (TUR), Istanbul	57
99	YAVUZ Ibrahim	F	4.0	14 NOV 1986	29	ELIG.AV.B.ENG.YIL.SPOR.KL (TUR), Istanbul	17
Team Average					31.4		38.9

Coach CIPA Tacettin
Assistant Coach AKIN Ahmet
Assistant Coach OZTURK Ali Arda

Team Uniform Colour
Light: White
Dark: Red

Note:

Number of games played at the official IWBF/IWBF zones championships for senior men/women (provided by IWBF)

Legend:

(C) Captain C Centre F Forward G Guard Int. International No. Uniform Number



Team Roster
Composição da equipe

As of TUE 6 SEP 2016 at 18:33

USA - United States of America

No.	Name	Playing Position	Sport Class	Date of Birth	Age	Club	Int. Games Played
2	WILLIAMS Jake	G	2.5	2 AUG 1991	25	FCK Rolling Devils (GER), Kaiserslautern	2
4	TUREK Joshua	G	3.5	12 APR 1979	37	Bilbao Spain (ESP), Bilbao	7
5	PAYE Michael (C)	G	3.0	24 MAR 1983	33	RSV Lahn-dill (GER), Waldsolms	10
8	BELL Brian	F	4.5	24 FEB 1989	27	Briantia 85 Cantu (ITA), Cantu	4
9	SCOTT Matt	G	3.5	27 MAR 1985	31	GSD Porto Torres (ITA), Porto Torr	11
11	SERIO Steve (C)	G	3.5	8 SEP 1987	28	RSV Lahn-dill (GER), Waldsolms	12
12	GILBERT John	G	1.0	4 APR 1987	29	Missouri Predators (USA), Columbia	4
13	LYNCH Ian	G	1.0	20 APR 1984	32	Cincinnati Royals (USA), Cincinnati	6
15	HINZE Nate	C	4.5	12 JUN 1988	28	Milwaukee Bucks (USA), Milwaukee	6
16	JENIFER Trevon	G	2.5	7 SEP 1988	27	Bay city (USA), Bay city	6
20	ARAMBULA Jared	G	2.5	8 JAN 1990	26	Handicap Sport Varese (ITA), Varese	4
42	GOUGE Aaron	G	2.0	3 NOV 1985	30	Dallas Mavericks (USA), Dallas	6
Team Average					29.4		6.5

Coach LYKINS Ron
Assistant Coach TAYLOR Robb
Assistant Coach SIKORA John

Team Uniform Colour
Light: White
Dark: Navy Blue

Note:

Number of games played at the official IWBF/IWBF zones championships for senior men/women (provided by IWBF)

Legend:

(C) Captain C Centre F Forward G Guard Int. International No. Uniform Number



Results Resultados

Game 3

GBR 93 vs 31 ALG
(23-10, 20-13, 20-6, 30-2)

Attendance: 4,958
Game Duration: 1:31

Referee: QUINTANA Mati
Umpires: FRONCZAK Adam; MOLINA Karen

Commissioner: VERGOOSSEN Luc

Scoring by 5 min intervals:	GBR	Q1	Q2	Q3	Q4	ALG
		12	23	34	43	53
		6	10	12	23	27
				53	63	77
				27	29	29
						93
						31

GBR - Great Britain

No.	Name	Sport Class	MIN	Field Goals		2 Points		3 Points		Free Throws		Rebounds			AS	TO	ST	BS	PF	FD	+/-	PTS	
				M/A	%	M/A	%	M/A	%	M/A	%	OR	DR	TOT									
4	CHOUDHRY Gaz	4.0	17:30	3/8	38	3/7	43	0/1	0	1/1	100		1	1	3	1	1		1	2	24	7	
5	BROWN Simon (C)	2.0	8:24										1	1					1		17	0	
6	MARSH Kyle	2.0	18:24	1/3	33	1/1	100	0/2	0						3				1		45	2	
*7	BYWATER Terry (C)	4.5	12:30	5/6	83	3/4	75	2/2	100	2/2	100		4	4		2				3	10	14	
8	MUNN Simon	4.0	10:31	3/6	50	3/6	50			0/2	0	3	3	6			1			2	18	6	
9	BROWN Harry	2.5	25:09	2/4	50	2/4	50						3	3	7	1	1			1	41	4	
*10	JAMA Abdi	1.0	17:39	0/6	0	0/6	0														9	0	
*11	PRATT Phil	3.0	24:20	6/9	67	6/8	75	0/1	0			2	1	3	6		6	1		1	45	12	
*12	SAGAR Ian	3.0	18:16	9/14	64	9/14	64			1/1	100	3	8	11	1		1		1	1	31	19	
13	WARBURTON Gregg	2.0	21:44	5/7	71	5/7	71			4/4	100				7	2	6			2	31	14	
14	MANNING Lee	4.5	10:41	5/7	71	5/7	71			1/2	50		5	5		1	2		1	1	15	11	
*15	OROGBEMI Ademola	2.5	14:52	2/3	67	2/3	67			0/2	0		1	1	2	2			1	2	24	4	
Team / Coach																							
Totals				41/73	56	39/67	58	2/6	33	9/14	64		8	34	42	30	10	18	1	6	15	62	93
Coach		BHANIA Haj																					
Assistant Coach		JOHNSON Joey (CAN)																					

ALG - Algeria

No.	Name	Sport Class	MIN	Field Goals		2 Points		3 Points		Free Throws		Rebounds			AS	TO	ST	BS	PF	FD	+/-	PTS	
				M/A	%	M/A	%	M/A	%	M/A	%	OR	DR	TOT									
4	BENTRAT Mohamed Reda	3.5	10:59	1/2	50	1/2	50					1	3	4		6			2		-19	2	
5	CHERAITIA Faical	4.5	1:03																		-2	0	
*6	BADRANE Ayoub	2.0	26:58	1/5	20	1/4	25	0/1	0	0/1	0		3	3	2	2				1	-48	2	
*7	MANSOURI Rafik	2.0	35:03	4/7	57	4/7	57			0/2	0	1	3	4		3			2		-54	8	
*8	ABASSI Mostefa	2.5	20:52	1/5	20	1/5	20					2	3	5		3	1		3		-29	2	
*9	GUEDOUN Nabil (C)	4.0	33:26	3/17	18	2/9	22	1/8	13	0/2	0		5	5	5	10	2		3	4	-48	7	
10	HAMACHE Djamal	1.0	4:28																		-12	0	
12	MEGUEDEDEM Abdelkarim	3.0	16:09	1/2	50	1/2	50						2	2					1	1	-19	2	
13	ABBAD Abderraouf	1.0	5:48										1	1		1					-14	0	
14	KSOURI Nouri	1.5	20:20													1			1		-30	0	
*15	AYACHE Bilel	3.5	24:54	4/13	31	4/5	80	0/8	0				5	5	1	4	2		3		-35	8	
Team / Coach																							
Totals				15/51	29	14/34	41	1/17	6	0/5	0	4	26	30	8	33	5		15	6	-62	31	
Coach		TAGMI Lahcene																					
Assistant Coach		BRAHIMI Mustapha																					

	GBR	ALG
Points from Turnovers	40	2
Points in the Paint	54 (27/43) 63%	20 (10/22) 45%
Second Chance Points	8	2
Fast Break Points	44	8
Bench Points	44	4

	GBR	ALG
Biggest Lead	62	
Biggest Scoring Run	30-0 (83-29)	5-0 (36-19)
Lead Changes		
Times Tied		
Time Leading	39:51	0:00

Legend:													
%	Shooting Percentage	(C)	Captain	*	Game Starters	+/-	Plus-Minus	AS	Assists	MIN	Minutes Played	Qx	Quarter Time
BS	Blocked Shots	DR	Defensive Rebounds	FD	Fouls Drawn	M/A	Made / Attempts						
No.	Uniform Number	OR	Offensive Rebounds	PF	Fouls	PTS	Points						
ST	Steals	TO	Turnovers	TOT	Total Rebounds								



Results
Resultados

Game 5

BRA 38 vs 75 USA
(4-15, 12-24, 8-17, 14-19)

Attendance: 7,244

Game Duration: 1:29

Referee: URUNUELA Juan

Commissioner: VERGOOSSEN Luc

Umpires: PAJER Tomas; LAPOINTE Alexandre

Scoring by 5 min intervals:		Q1		Q2		Q3		Q4	
BRA		2	4	4	16	20	24	30	38
USA		7	15	29	39	47	56	64	75

BRA - Brazil

No.	Name	Sport Class	MIN	Field Goals		2 Points		3 Points		Free Throws		Rebounds			AS	TO	ST	BS	PF	FD	+/-	PTS	
				M/A	%	M/A	%	M/A	%	M/A	%	OR	DR	TOT									
*4	GOMES dos SANTOS Dwan	1.0	31:52	1/5	20	1/5	20												2		-30	2	
5	VIEIRA Pedro Henrique	4.0	13:06	0/3	0	0/3	0					1	3	4	1				2		-9	0	
*6	da SILVA Erik	3.5	14:06	1/2	50	1/2	50						3	3	1	1			1		-14	2	
7	SUURSOO Celestino Luciano	4.5	DNP																				
*8	dos SANTOS Paulo Cesar (C)	2.0	26:54	1/6	17	1/6	17							2	4	1			3		-28	2	
9	DO BONFIM Edjunior Jose	4.5	1:36																1		1	0	
10	DAUINHEIMER Paulo Roberto	1.5	DNP																				
11	ARAO de CARVALHO Rodrigo	1.0	1:36	1/1	100	1/1	100														1	2	
12	ALVES VIANA Amauri	1.5	19:38	3/8	38	3/8	38								1	2			1	1	-17	6	
*13	de MIRANDA Leandro	4.5	38:24	4/11	36	4/11	36						13	13	5	1			1	3	-38	8	
*14	CANDIDO SANCHEZ Marcos	3.0	33:35	5/15	33	5/13	38	0/2	0	2/2	100	1	2	3	3	1	1		3	1	-32	12	
15	da SILVA Junior	3.0	19:13	2/4	50	2/4	50						6	6	2	4			2	5	-19	4	
Team / Coach													1	1	2		3						
Totals				18/55	33	18/53	34	0/2	0	2/2	100	3	28	31	15	16	2			16	10	-37	38
Coach	FRANK Tiago Jose																						
Assistant Coach	FERIANI Matteo																						

USA - United States of America

No.	Name	Sport Class	MIN	Field Goals		2 Points		3 Points		Free Throws		Rebounds			AS	TO	ST	BS	PF	FD	+/-	PTS	
				M/A	%	M/A	%	M/A	%	M/A	%	OR	DR	TOT									
2	WILLIAMS Jake	2.5	14:46	4/6	67	4/6	67						1	1	1	2	1		2	1	13	8	
4	TUREK Joshua	3.5	15:14	7/14	50	7/14	50			1/1	100	4	3	7	1	1			1	1	13	15	
*5	PAYE Michael (C)	3.0	15:14	1/5	20	1/5	20						2	2	5	1					15	2	
*8	BELL Brian	4.5	15:54	4/10	40	3/9	33	1/1	100	6/8	75	1	4	5		3	1		1	5	23	15	
9	SCOTT Matt	3.5	14:46	3/8	38	3/6	50	0/2	0	1/3	33	2		2	4				2	3	10	7	
*11	SERIO Steve (C)	3.5	20:00	1/4	25	1/4	25					1	6	7	7	1				2	20	2	
12	GILBERT John	1.0	7:52	0/1	0	0/1	0						2	2							5	0	
*13	LYNCH Ian	1.0	22:08	2/3	67	2/3	67					1	1	2					1		20	4	
15	HINZE Nate	4.5	14:06	3/5	60	3/5	60			0/1	0		5	5	1	2	1		1	1	5	6	
16	JENIFER Trevon	2.5	20:00	2/3	67	2/3	67			2/2	100	1	3	4						1	21	6	
20	ARAMBULA Jared	2.5	14:46	2/5	40	1/4	25	1/1	100	1/2	50	2	3	5	6				1	1	13	6	
*42	GOUGE Aaron	2.0	25:14	2/4	50	2/4	50						2	2	4				1	1	27	4	
Team / Coach													2	2		1							
Totals				31/68	46	29/64	45	2/4	50	11/17	65	12	34	46	29	8	8	1		10	16	37	75
Coach	LYKINS Ron																						
Assistant Coach	TAYLOR Robb										SIKORA John												

	BRA	USA
Points from Turnovers	2	16
Points in the Paint	14 (7/20) 35%	40 (20/34) 59%
Second Chance Points	2	7
Fast Break Points	8	20
Bench Points	12	48

	BRA	USA
Biggest Lead		42
Biggest Scoring Run	4-0 (10-31)	14-0 (4-29)
Lead Changes		
Times Tied		1
Time Leading	0:00	38:24

Legend:	
%	Shooting Percentage
BS	Blocked Shots
MIN	Minutes Played
Qx	Quarter Time
(C)	Captain
DNP	Did Not Play
No.	Uniform Number
ST	Steals
*	Game Starters
DR	Defensive Rebounds
OR	Offensive Rebounds
TO	Turnovers
+/-	Plus-Minus
FD	Fouls Drawn
PF	Fouls
TOT	Total Rebounds
AS	Assists
M/A	Made / Attempts
PTS	Points



Results

Resultados

Game 6

TUR 65 vs 49 JPN
(18-16, 13-9, 16-16, 18-8)

Attendance: 7,611
Game Duration: 1:32

Referee: ROJA Cristian

Commissioner: MARSON Stefania

Umpires: LEE Jae Geun; ELAABID Youssef

Scoring by 5 min intervals:		Q1		Q2		Q3		Q4	
TUR	8	18	27	31	40	47	53	65	
JPN	8	16	21	25	35	41	45	49	

TUR - Turkey

No.	Name	Sport Class	MIN	Field Goals		2 Points		3 Points		Free Throws		Rebounds			AS	TO	ST	BS	PF	FD	+/-	PTS	
				M/A	%	M/A	%	M/A	%	M/A	%	OR	DR	TOT									
1	SAFAK Kaan	4.0	0:12																		0	0	
3	DALAY Kaan	2.0	13:15	5/7	71	5/7	71						1	1							3	10	
*5	GURBULAK Ozgur (C)	4.0	36:00	10/20	50	7/11	64	3/9	33	2/2	100		8	8	10	4	1	1	3	5	14	25	
7	TOPRAK Ugur	3.0	10:32	2/5	40	2/5	40			0/2	0		1	1					1	1	11	4	
9	ACAR Deniz	2.5	9:51	1/2	50	1/2	50						1	1	2						9	2	
*10	GEZINCI Cem	4.5	31:05	7/13	54	7/13	54					3	7	10	2	3		1	2	2	9	14	
*11	GUNDOGDU Fikri	1.0	27:07	0/4	0	0/4	0						1	1	2					1	11	0	
13	CIRGAOGLU Yasin	1.0	4:10										1	1							-2	0	
15	SAYAK Selim	2.5	13:56	0/2	0	0/2	0						1	1	2	1	1			1	1	5	0
*35	GUMUS Ferit	3.0	26:45	2/2	100	2/2	100						3	8	11	2	1	1	2	1	1	13	4
*77	AR Ismail	1.5	24:56	3/7	43	3/7	43								2						9	6	
99	YAVUZ Ibrahim	4.0	2:11	0/1	0	0/1	0							1	1						-2	0	
Team / Coach													3	1	4								
Totals				30/63	48	27/54	50	3/9	33	2/4	50	12	30	42	19	11	2	4	9	10	16	65	
Coach		CIPA Tacettin																					
Assistant Coach		AKIN Ahmet; OZTURK Ali Arda																					

JPN - Japan

No.	Name	Sport Class	MIN	Field Goals		2 Points		3 Points		Free Throws		Rebounds			AS	TO	ST	BS	PF	FD	+/-	PTS	
				M/A	%	M/A	%	M/A	%	M/A	%	OR	DR	TOT									
0	CHOKAI Renshi	2.0	8:43	0/3	0	0/3	0					1		1	1					1	-14	0	
*2	TOYOSHIMA Akira	2.0	35:34	5/9	56	5/9	56			2/3	67		1	1					3	2	-7	12	
3	TSUCHIKO Daisuke	4.0	4:44	0/2	0	0/2	0			2/2	100		1	1						1	-8	2	
*4	FUJIMOTO Reo (C)	4.5	35:16	11/21	52	11/20	55	0/1	0			1	7	8	4	3			2		-8	22	
10	MIYAJIMA Tetsuya	4.0	4:44									1	1	2		1					-8	0	
11	FUJISAWA Kiyoshi	2.0	8:43																1		-14	0	
*13	CHIWAKI Mitsugu	2.5	31:17	1/4	25	1/4	25						1	1	1		1				-2	2	
*15	FUJII Shingo	1.5	22:34	0/1	0	0/1	0						1	5	6	1					1	0	
18	NAGATA Hiroyuki	2.0	4:26	0/2	0	0/2	0														-9	0	
24	MURAKAMI Naohiro	4.0	DNP																				
31	ISHIKAWA Takenori	1.5	8:43	0/1	0	0/1	0						1		1					1	-3	0	
*55	KOZAI Hiroaki	3.5	35:16	5/16	31	5/14	36	0/2	0	1/2	50		1	4	5	10	4		2	6	-8	11	
Team / Coach													2	1	3		1						
Totals				22/59	37	22/56	39	0/3	0	5/7	71	8	21	29	18	9	1			10	9	-16	49
Coach		OIKAWA Shimpei																					
Assistant Coach		KYOYA Kazuyuki																					

	TUR	JPN
Points from Turnovers	8	10
Points in the Paint	46 (23/44) 52%	32 (16/39) 41%
Second Chance Points	15	2
Fast Break Points	12	1
Bench Points	16	2

	TUR	JPN
Biggest Lead	18	2
Biggest Scoring Run	12-0 (61-45)	6-0 (40-37)
Lead Changes		2
Times Tied		9
Time Leading	32:27	2:57

Legend:			
%	Shooting Percentage	(C)	Captain
BS	Blocked Shots	DNP	Did Not Play
MIN	Minutes Played	No.	Uniform Number
Qx	Quarter Time	ST	Steals
*	Game Starters	DR	Defensive Rebounds
+/-	Plus-Minus	OR	Offensive Rebounds
AS	Assists	PF	Fouls
M/A	Made / Attempts	TOT	Total Rebounds
PTS	Points		



Results
Resultados

Game 7

NED 50 vs 70 AUS
(6-16, 19-21, 13-18, 12-15)

Attendance: 8,048
Game Duration: 1:41

Referee: KUERZI Bill

Commissioner: CONCEICAO Elias

Umpires: RADYKAS Linas; KINDERVATER Max

Scoring by 5 min intervals:		Q1		Q2		Q3		Q4	
NED		4	6	16	25	31	38	48	50
AUS		6	16	24	37	43	55	59	70

NED - Netherlands

No.	Name	Sport Class	MIN	Field Goals		2 Points		3 Points		Free Throws		Rebounds			AS	TO	ST	BS	PF	FD	+/-	PTS
				M/A	%	M/A	%	M/A	%	M/A	%	OR	DR	TOT								
*0	de JONG Frank	1.0	25:01							0/2	0	1	2	3	2			3	1	1	0	
*1	POGGENWISCH Robin	3.0	36:31	1/7	14	0/6	0	1/1	100			3	6	9	8	4	2		2	1	-15	3
2	van de KUILEN Marc	3.0	13:40	4/13	31	4/12	33	0/1	0	0/4	0		3	3				2	5	-15	8	
4	NIJMAN Sebastiao	1.5	DNP																			
*5	GROEN Walter	2.5	32:03	1/4	25	1/4	25			2/6	33	1	2	3	1		1	4	3	-18	4	
6	de ROOIJ Anton	1.0	14:59	0/1	0	0/1	0								2	1		3	1	-21	0	
8	OP den ORTH Mendel	4.0	7:57							0/2	0		1	1		1				2	-2	0
10	TOES Paul	4.5	DNP																			
*11	BELLERS Mattijs	4.5	32:03	5/13	38	5/13	38			1/4	25	3	4	7	2			1	4	-18	11	
12	EVEN Gijs	4.5	DNP																			
15	ZANTINGE Quinten	3.0	DNP																			
*23	KORKMAZ Mustafa (C)	3.0	37:46	9/20	45	6/14	43	3/6	50	3/7	43	1	2	3	8	4		2	9	-12	24	
Team / Coach																						
Totals				20/58	34	16/50	32	4/8	50	6/25	24	9	22	31	18	13	6	1	17	26	-20	50
Coach	WIEGMANN Frits																					
Assistant Coach	JEBARI Mustapha										BAPTISTA Tiago											

AUS - Australia

No.	Name	Sport Class	MIN	Field Goals		2 Points		3 Points		Free Throws		Rebounds			AS	TO	ST	BS	PF	FD	+/-	PTS
				M/A	%	M/A	%	M/A	%	M/A	%	OR	DR	TOT								
4	RUSSELL Shawn	4.0	5:30	1/1	100	1/1	100								1	1			2		2	2
*5	LATHAM Bill	4.0	16:00	0/3	0	0/3	0						4	4	2	1	1		3	1	5	0
6	DEANS Adam	4.0	5:10	1/1	100	1/1	100						2	2		1					9	2
*7	NORRIS Shaun	3.0	26:51	7/12	58	7/10	70	0/2	0	2/2	100	1	4	5	5	4	1	1	4	3	13	16
8	ALLISON Joshua	1.0	11:59	1/1	100	1/1	100			2/2	100		1	1		1			1	1	2	4
*9	KNOWLES Tristan	4.0	29:48	12/20	60	9/13	69	3/7	43	1/1	100	1	11	12	5	3	2		2	6	21	28
*10	BLAIR Jannik	1.0	29:46	1/1	100	1/1	100			3/6	50	1	1	2	1	1	2		1	4	23	5
11	O'NEILL-THORNE Tom	3.0	5:55	1/1	100	1/1	100						2	2	2	1			1		3	2
12	SIMMONS Tige	1.0	13:22	0/1	0	0/1	0						1	1					3		2	0
*13	McSHANE Matthew	1.5	22:37	1/3	33	1/3	33						2	2		1			2		12	2
14	STIBNERS Brett	4.0	14:59	1/5	20	1/3	33	0/2	0				3	3	7	3			4	1	-3	2
15	NESS Bradley (C)	4.5	18:03	3/5	60	3/5	60			1/2	50		5	5	1	1			3	1	11	7
Team / Coach																						
Totals				29/54	54	26/43	60	3/11	27	9/13	69	5	40	45	24	17	7	1	26	17	20	70
Coach	ETTRIDGE Ben																					
Assistant Coach	BRENNAN Luke										KYLE Tom											

	NED	AUS
Points from Turnovers	15	17
Points in the Paint	18 (9/19) 47%	20 (10/20) 50%
Second Chance Points	3	4
Fast Break Points	7	11
Bench Points	8	19

	NED	AUS
Biggest Lead		22
Biggest Scoring Run	7-0 (15-20)	10-0 (6-18)
Lead Changes		
Times Tied	2	
Time Leading	0:00	38:05

Legend:	
%	Shooting Percentage
BS	Blocked Shots
MIN	Minutes Played
Qx	Quarter Time
(C)	Captain
DNP	Did Not Play
No.	Uniform Number
ST	Steals
*	Game Starters
DR	Defensive Rebounds
OR	Offensive Rebounds
TO	Turnovers
+/-	Plus-Minus
FD	Fouls Drawn
PF	Fouls
TOT	Total Rebounds
AS	Assists
M/A	Made / Attempts
PTS	Points



Results Resultados

Game 8

GER 63 vs 69 IRI
(12-22, 14-14, 22-10, 15-23)

Attendance: 7,850
Game Duration: 1:48

Referee: GAUTHIER Sebastien

Commissioner: van MEURS Nathalie

Umpires: PEIC Krunoslav; ZAMPONI Maurizio

Scoring by 5 min intervals:	GER	Q1		Q2		Q3		Q4	
		IRI	3	12	18	26	41	48	55
		8	22	29	36	38	46	54	69

GER - Germany

No.	Name	Sport Class	MIN	Field Goals		2 Points		3 Points		Free Throws		Rebounds			AS	TO	ST	BS	PF	FD	+/-	PTS	
				M/A	%	M/A	%	M/A	%	M/A	%	OR	DR	TOT									
*4	LOHMANN Bjorn (C)	1.0	40:00	0/1	0	0/1	0					1		1	1				2	1	-6	0	
5	DREIMULLER Nico	2.0	5:24	0/1	0	0/1	0								1						-5	0	
6	HEIMBACH Matthias	1.0	8:00	0/1	0	0/1	0												2		-4	0	
7	HUBER Christopher	1.0	DNP																				
*8	BIENEK Andre	3.0	30:14	8/12	67	4/6	67	4/6	67				5	5	3	4			4	5	3	20	
9	MAGENHEIM Sebastian	3.5	3:51	0/1	0	0/1	0					1		1					4		0	0	
10	MOLLER Kai	3.0	7:55	0/2	0	0/2	0														-6	0	
11	PASSIWAN Dirk	4.5	11:58	1/8	13	1/6	17	0/2	0			3	3	6	5	2			1	1	-7	2	
*12	HALOUSKI Alexandr	4.5	30:49	7/15	47	7/15	47			8/12	67	1	10	11	1				1	9	-2	22	
*13	HALLER Jan	2.0	21:23	1/1	100	1/1	100								5	1	2				4	2	
*14	BOHME Thomas	3.0	35:13	6/17	35	5/13	38	1/4	25	2/7	29		1	1	5	3			4	7	-6	15	
15	KOHLER Dirk	4.0	5:13	1/2	50	1/2	50					1		1				1			-1	2	
Team / Coach												1	4	5			1						
Totals				24/61	39	19/49	39	5/12	42	10/19	53	8	23	31	21	10	3			19	23	-6	63
Coach		ZELTINGER Nicolai																					
Assistant Coach		NEUMANN Ralf																					

IRI - Islamic Republic of Iran

No.	Name	Sport Class	MIN	Field Goals		2 Points		3 Points		Free Throws		Rebounds			AS	TO	ST	BS	PF	FD	+/-	PTS	
				M/A	%	M/A	%	M/A	%	M/A	%	OR	DR	TOT									
4	BALAGHI Saman	1.0	8:37										1	1					1		6	0	
*5	MOHAMMAD NEZHAD Mohammad	1.0	33:50	0/1	0	0/1	0			0/2	0	2	3	5					1	2	2	0	
*6	HOSSEINPOUR Esmaeil	1.5	23:39	0/1	0	0/1	0						2	2	2	1	1		4	3	-3	0	
*7	GHOLAMAZAD Vahid (C)	4.5	19:47	5/9	56	5/9	56			2/3	67	2	3	5	3	2	3	1	4	5	15	12	
8	BAGZADEHFARD Iman	4.0	DNP																				
9	SEHI Mohammad	1.5	6:05	1/1	100	1/1	100								1				1		0	2	
10	TOLOUEI Mohsen	3.5	DNP																				
11	MANSOURI Hakim	2.0	7:49										1	1					1		7	0	
*12	HADIAZHAR Omid	4.0	29:44	4/16	25	4/15	27	0/1	0	1/2	50		5	5	4	2			2	2	-3	9	
*13	ABEDI Morteza	3.0	32:11	7/12	58	7/12	58			0/1	0	4	7	11	1	2			5	1	-1	14	
14	EBRAHIMI Morteza	4.5	30:29	13/24	54	11/20	55	2/4	50	2/2	100	3	7	10	5	4	1		2	6	0	30	
15	ABDI Hassan	2.0	7:49	1/1	100	1/1	100								1	1			2		7	2	
Team / Coach												4	3	7		3							
Totals				31/65	48	29/60	48	2/5	40	5/10	50	15	32	47	17	16	6	1		23	19	6	69
Coach		AGHAKOUCHEKI Abbas																					
Assistant Coach		KHAKI Abbas																					

	GER	IRI
Points from Turnovers	12	9
Points in the Paint	28 (14/30) 47%	38 (19/38) 50%
Second Chance Points	4	13
Fast Break Points	12	15
Bench Points	4	34

	GER	IRI
Biggest Lead	5	13
Biggest Scoring Run	9-0 (33-36)	11-0 (55-61)
Lead Changes		6
Times Tied		3
Time Leading	10:16	28:46

Legend:	
%	Shooting Percentage
BS	Blocked Shots
MIN	Minutes Played
Qx	Quarter Time
(C)	Captain
DNP	Did Not Play
No.	Uniform Number
ST	Steals
*	Game Starters
DR	Defensive Rebounds
OR	Offensive Rebounds
TO	Turnovers
+/-	Plus-Minus
FD	Fouls Drawn
PF	Fouls
TOT	Total Rebounds
AS	Assists
M/A	Made / Attempts
PTS	Points



Results
Resultados

Game 10

ESP 80 vs 46 CAN
(20-11, 23-9, 22-14, 15-12)

Attendance: 5,415
Game Duration: 1:33

Referee: REHLING Carsten

Commissioner: SAUNDERS Charles

Umpires: OSEGUERA Jaime; JELENIC Milutin

Scoring by 5 min intervals:		Q1		Q2		Q3		Q4	
ESP		10	20	31	43	57	65	76	80
CAN		6	11	15	20	28	34	41	46

ESP - Spain

No.	Name	Sport Class	MIN	Field Goals		2 Points		3 Points		Free Throws		Rebounds			AS	TO	ST	BS	PF	FD	+/-	PTS
				M/A	%	M/A	%	M/A	%	M/A	%	OR	DR	TOT								
*4	STIX Daniel	1.5	16:20	1/1	100	1/1	100					2	1	3					3	2	16	2
5	VERA Carlos (C)	3.0	4:17	0/1	0	0/1	0						1	1	1						3	0
*7	ZARZUELA Pablo	3.0	30:34	2/4	50	2/4	50			2/2	100	3	5	8	6	1	1		1	2	29	6
8	SANCHEZ Francisco Javier	1.0	23:40	3/4	75	3/4	75			2/2	100		1	1	1	1				1	18	8
*9	ZARZUELA Alejandro	3.0	25:58	11/17	65	11/17	65					2	8	10	5		2	1	1	6	27	22
10	DIALLO Amadou Tijane	3.0	11:19	2/4	50	2/4	50			0/2	0	2	4	6			1		4	1	6	4
*11	RUIZ Jordi	2.5	24:54	8/15	53	7/12	58	1/3	33	1/2	50	1	1	2	2	4	1		1	2	20	18
*13	GARCIA Asier (C)	4.0	16:20	3/7	43	3/7	43					1	3	4	7	1			3	1	16	6
14	MOURIZ David	2.5	15:06	2/6	33	2/4	50	0/2	0			1		1	3		1		2	1	14	4
15	LLAMBI Jaume	1.5	DNP																			
17	ROMERO Jesus	3.0	7:52										2	2	2		1				3	0
51	ALEJOS Agustin	4.5	23:40	5/11	45	5/11	45					2	7	9	2	2				1	18	10
Team / Coach																						
Totals				37/70	53	36/65	55	1/5	20	5/8	63	14	35	49	29	10	7	1	15	17	34	80
Coach		ARTACHO Jose Manuel																				
Assistant Coach		VAQUERO Miguel; GARCIA Ismael																				

CAN - Canada

No.	Name	Sport Class	MIN	Field Goals		2 Points		3 Points		Free Throws		Rebounds			AS	TO	ST	BS	PF	FD	+/-	PTS	
				M/A	%	M/A	%	M/A	%	M/A	%	OR	DR	TOT									
*4	GONCIN Nik	4.5	21:32	2/9	22	0/5	0	2/4	50			2	5	7	5	3			3	2	-18	6	
5	MORONCHUK Ben	4.5	9:20	1/7	14	1/4	25	0/3	0			2	1	3	1				1		-4	2	
*6	HEDGES Bo (C)	2.5	23:25	4/11	36	4/11	36						1	1	2	2			3		-17	8	
7	WON Peter	2.5	20:03	2/3	67	2/3	67					2		2		3			2		-16	4	
8	HICKEY Liam	4.0	15:32	1/3	33	1/3	33			2/3	67		4	4		2	1			2	-18	4	
9	LANCIA Adam	4.0	5:37	0/1	0	0/1	0			2/2	100		2	2					1	1	-6	2	
10	DINI Abdi	1.0	8:23	2/3	67	2/3	67					1		1					1		-6	4	
*11	JASSMAN Chad	1.5	23:12	1/2	50	0/1	0	1/1	100	0/2	0		1	1	3	1	1		2	2	-24	3	
12	GREEN Deion	3.5	4:45	0/3	0	0/3	0					1	1	2					1		1	0	
*13	VERMETTE Jonathan	1.0	23:37	0/1	0	0/1	0			1/2	50		2	2	1	3			1	1	-18	1	
14	MILLER Tyler	1.5	22:26	0/3	0	0/3	0						1	1	1					1	-22	0	
*15	ENG David (C)	4.5	22:08	2/11	18	1/7	14	1/4	25	7/8	88				1	1	1		1	5	-22	12	
Team / Coach																							
Totals				15/57	26	11/45	24	4/12	33	12/17	71	9	20	29	14	15	3			16	14	-34	46
Coach		BIALOWAS Stephen																					
Assistant Coach		NORDELL Darrell; FROGLEY Mike																					

	ESP	CAN
Points from Turnovers	21	6
Points in the Paint	64 (32/52) 62%	18 (9/36) 25%
Second Chance Points	14	8
Fast Break Points	33	5
Bench Points	26	16

	ESP	CAN
Biggest Lead	35	2
Biggest Scoring Run	12-0 (16-6)	4-0 (16-10)
Lead Changes		4
Times Tied		1
Time Leading	37:41	0:39

Legend:	
%	Shooting Percentage
BS	Blocked Shots
MIN	Minutes Played
Qx	Quarter Time
(C)	Captain
DNP	Did Not Play
No.	Uniform Number
ST	Steals
*	Game Starters
DR	Defensive Rebounds
OR	Offensive Rebounds
TO	Turnovers
+/-	Plus-Minus
FD	Fouls Drawn
PF	Fouls
TOT	Total Rebounds
AS	Assists
M/A	Made / Attempts
PTS	Points



Results Resultados

Game 11

USA 77 vs 52 GER
(15-11, 24-15, 21-10, 17-16)

Attendance: 2,315

Game Duration: 1:26

Referee: WELLS Matt

Commissioner: CONCEICAO Elias

Umpires: ROJA Cristian; MOLINA Karen

Scoring by 5 min intervals:	USA	Q1	Q2	Q3	Q4	GER
		8 15	25 39	51 60	68 77	
		9 11	18 26	28 36	46 52	

USA - United States of America

No.	Name	Sport Class	MIN	Field Goals		2 Points		3 Points		Free Throws		Rebounds			AS	TO	ST	BS	PF	FD	+/-	PTS
				M/A	%	M/A	%	M/A	%	M/A	%	OR	DR	TOT								
2	WILLIAMS Jake	2.5	15:53	6/10	60	6/9	67	0/1	0			2	2	2							15	12
4	TUREK Joshua	3.5	15:06	4/6	67	4/6	67			4/7	57	3	3	3	1	1			1	4	7	12
*5	PAYE Michael (C)	3.0	14:07	0/4	0	0/4	0					1	1	1	6	1	1				1	0
*8	BELL Brian	4.5	20:00	6/8	75	5/6	83	1/2	50			2	3	5	2		1	1	1	1	1	13
9	SCOTT Matt	3.5	14:54	6/9	67	5/6	83	1/3	33	2/4	50	1	1	2	2					4	12	15
*11	SERIO Steve (C)	3.5	20:00	3/8	38	0/5	0	3/3	100			6	6	6	1	2			1	2	13	9
12	GILBERT John	1.0	4:54									1	1	1							3	0
*13	LYNCH Ian	1.0	25:06	1/4	25	1/4	25					1	1	1			2			2	11	2
15	HINZE Nate	4.5	10:00	2/5	40	2/5	40					1	1	2		1					1	4
16	JENIFER Trevon	2.5	25:53	0/3	0	0/3	0					1	2	3	3	1	1	1	1	2	24	0
20	ARAMBULA Jared	2.5	10:00	2/4	50	2/4	50							2					1		11	4
*42	GOUGE Aaron	2.0	24:07	3/5	60	3/5	60					1	2	3	2				2	1	12	6
Team / Coach																						
Totals				33/66	50	28/57	49	5/9	56	6/11	55	8	27	35	28	5	10	2	7	16	25	77
Coach		LYKINS Ron																				
Assistant Coach		TAYLOR Robb										SIKORA John										

GER - Germany

No.	Name	Sport Class	MIN	Field Goals		2 Points		3 Points		Free Throws		Rebounds			AS	TO	ST	BS	PF	FD	+/-	PTS
				M/A	%	M/A	%	M/A	%	M/A	%	OR	DR	TOT								
*4	LOHMANN Bjorn (C)	1.0	23:43									2	2		1				2		-15	0
5	DREIMULLER Nico	2.0	15:00	1/5	20	0/3	0	1/2	50			2	2	1	2				1		-4	3
6	HEIMBACH Matthias	1.0	13:33	2/2	100	2/2	100												2		-18	4
7	HUBER Christopher	1.0	3:09																		-1	0
*8	BIENEK Andre	3.0	27:44	2/6	33	1/2	50	1/4	25			4	4	5	3			2	2	-13	5	
9	MAGENHEIM Sebastian	3.5	6:41	2/2	100	2/2	100								2			1		-1	4	
10	MOLLER Kai	3.0	5:00	0/1	0	0/1	0													-3	0	
11	PASSIWAN Dirk	4.5	19:08	4/8	50	4/7	57	0/1	0			1	3	4	3				4		-17	8
*12	HALOUSKI Alexandr	4.5	21:17	0/2	0	0/2	0					8	8	2						-17	0	
*13	HALLER Jan	2.0	24:35	1/2	50	1/2	50					1	1	4	5		1	3	1	-12	2	
*14	BOHME Thomas	3.0	33:19	11/24	46	10/18	56	1/6	17	3/4	75	1	2	3		2	1	2	1	4	-24	26
15	KOHLER Dirk	4.0	6:51									1	1	1						0	0	
Team / Coach																						
Totals				23/52	44	20/39	51	3/13	23	3/4	75	3	25	28	15	17	1	3	17	7	-25	52
Coach		ZELTINGER Nicolai																				
Assistant Coach		NEUMANN Ralf																				

	USA	GER
Points from Turnovers	19	8
Points in the Paint	36 (18/30) 60%	32 (16/23) 70%
Second Chance Points	6	2
Fast Break Points	16	7
Bench Points	47	19

	USA	GER
Biggest Lead	26	3
Biggest Scoring Run	12-0 (20-11)	7-0 (8-11)
Lead Changes		2
Times Tied		2
Time Leading	34:19	5:06

Legend:			
%	Shooting Percentage	(C)	Captain
BS	Blocked Shots	DR	Defensive Rebounds
No.	Uniform Number	OR	Offensive Rebounds
ST	Steals	TO	Turnovers
*	Game Starters	FD	Fouls Drawn
+/-	Plus-Minus	PF	Fouls
M/A	Made / Attempts	TOT	Total Rebounds
PTS	Points		
AS	Assists		
MIN	Minutes Played		
Qx	Quarter Time		



Results Resultados

Game 13

IRI 60 vs 84 GBR
(13-21, 21-25, 9-19, 17-19)

Attendance: 3,893
Game Duration: 1:36

Referee: URUNUELA Juan
Umpires: RADYKAS Linas; MOSEYA Arnold

Commissioner: VERGOOSSEN Luc

Scoring by 5 min intervals:	IRI	Q1		Q2		Q3		Q4	
		5	13	23	34	37	43	54	60
	GBR	13	21	35	46	56	65	75	84

IRI - Islamic Republic of Iran

No.	Name	Sport Class	MIN	Field Goals		2 Points		3 Points		Free Throws		Rebounds			AS	TO	ST	BS	PF	FD	+/-	PTS	
				M/A	%	M/A	%	M/A	%	M/A	%	OR	DR	TOT									
4	BALAGHI Saman	1.0	9:09	3/5	60	3/5	60												1		-1	6	
*5	MOHAMMAD NEZHAD Mohammad	1.0	26:08	1/2	50	1/2	50					1	1	1	1							-15	2
*6	HOSSEINPOUR Esmaeil	1.5	25:58	1/4	25	1/4	25					2	1	3	2	3			4	1	-16	2	
*7	GHOLAMAZAD Vahid (C)	4.5	26:20	8/10	80	8/10	80			4/5	80	1	6	7	4	2	2		3	7	-11	20	
8	BAGZADEHFARD Iman	4.0	DNP																				
9	SEHI Mohammad	1.5	9:59	0/1	0	0/1	0							2					1		-18	0	
10	TOLOUEI Mohsen	3.5	DNP																				
11	MANSOURI Hakim	2.0	10:23	0/1	0	0/1	0								2		1	1			2	0	
*12	HADIAZHAR Omid	4.0	22:19	9/15	60	8/12	67	1/3	33	3/5	60	3		3	1	3	1		2	5	-16	22	
*13	ABEDI Morteza	3.0	22:48	1/3	33	1/3	33					1	2	3		3			3		-17	2	
14	EBRAHIMI Morteza	4.5	31:21	1/17	6	1/14	7	0/3	0	2/2	100		5	5	4	2	1			5	-21	4	
15	ABDI Hassan	2.0	15:35	1/1	100	1/1	100								2	2					-7	2	
Team / Coach																							
Totals				25/59	42	24/53	45	1/6	17	9/12	75	10	16	26	16	19	4	1	15	18	-24	60	
Coach		AGHAKOUCHEKI Abbas																					
Assistant Coach		KHAKI Abbas																					

GBR - Great Britain

No.	Name	Sport Class	MIN	Field Goals		2 Points		3 Points		Free Throws		Rebounds			AS	TO	ST	BS	PF	FD	+/-	PTS
				M/A	%	M/A	%	M/A	%	M/A	%	OR	DR	TOT								
4	CHOUDHRY Gaz	4.0	23:02	5/11	45	5/10	50	0/1	0	4/6	67		5	5	4	1	2			4	7	14
5	BROWN Simon (C)	2.0	23:02	1/1	100	1/1	100			0/2	0	6	1	7	2	1			3	1	7	2
6	MARSH Kyle	2.0	14:56	2/4	50	2/3	67	0/1	0				1	1	2	1			1		6	4
*7	BYWATER Terry (C)	4.5	16:58	7/9	78	5/7	71	2/2	100				4	4	2	1			2	2	17	16
8	MUNN Simon	4.0	7:18	3/6	50	3/6	50					1	1	2	1	1			3		2	6
9	BROWN Harry	2.5	8:06	0/2	0	0/2	0								2		1		1	1	1	0
*10	JAMA Abdi	1.0	25:04	7/11	64	7/10	70	0/1	0				2	2	2	3			1	1	18	14
*11	PRATT Phil	3.0	24:36	2/4	50	2/4	50						1	1	11	1	1		1	2	21	4
*12	SAGAR Ian	3.0	24:36	7/10	70	7/10	70			2/4	50	3	4	7	3	2	2	2	3	3	21	16
13	WARBURTON Gregg	2.0	7:18	1/1	100	1/1	100								4		1				2	2
14	MANNING Lee	4.5	8:06	2/5	40	2/5	40					1	3	4		1					1	4
*15	OROGBEMI Ademola	2.5	16:58	1/1	100	1/1	100						1	1		1	1		3	1	17	2
Team / Coach																						
Totals				38/65	58	36/60	60	2/5	40	6/12	50	13	26	39	33	13	8	2	18	15	24	84
Coach		BHANIA Haj																				
Assistant Coach		JOHNSON Joey (CAN)																				

	IRI	GBR
Points from Turnovers	6	26
Points in the Paint	38 (19/32) 59%	40 (20/35) 57%
Second Chance Points	13	13
Fast Break Points	13	25
Bench Points	12	32

	IRI	GBR
Biggest Lead	2	26
Biggest Scoring Run	5-0 (23-33)	8-0 (34-54)
Lead Changes		1
Times Tied		1
Time Leading	0:14	38:57

Legend:	
%	Shooting Percentage
BS	Blocked Shots
MIN	Minutes Played
Qx	Quarter Time
(C)	Captain
DNP	Did Not Play
No.	Uniform Number
ST	Steals
*	Game Starters
DR	Defensive Rebounds
OR	Offensive Rebounds
TO	Turnovers
+/-	Plus-Minus
FD	Fouls Drawn
PF	Fouls
TOT	Total Rebounds
AS	Assists
M/A	Made / Attempts
PTS	Points



Results Resultados

Game 14

AUS 62 vs 60 TUR
(17-20, 17-13, 12-17, 16-10)

Attendance: 6,691

Game Duration: 1:37

Referee: REHLING Carsten

Commissioner: SAUNDERS Charles

Umpires: OSEGUERA Jaime; ZAMPONI Maurizio

Scoring by 5 min intervals:		Q1		Q2		Q3		Q4	
AUS		6	17	24	34	38	46	54	62
TUR		6	20	29	33	42	50	56	60

AUS - Australia

No.	Name	Sport Class	MIN	Field Goals		2 Points		3 Points		Free Throws		Rebounds			AS	TO	ST	BS	PF	FD	+/-	PTS
				M/A	%	M/A	%	M/A	%	M/A	%	OR	DR	TOT								
4	RUSSELL Shawn	4.0	1:51	1/1	100	1/1	100								1						-8	2
*5	LATHAM Bill	4.0	21:42	6/9	67	6/9	67			2/4	50	2	6	8	1	1	2		4	4	24	14
6	DEANS Adam	4.0	1:05																		-2	0
*7	NORRIS Shaun	3.0	28:04	5/12	42	5/9	56	0/3	0	2/4	50	4	7	11	4	4				5	4	12
8	ALLISON Joshua	1.0	8:57									1		1		2		2			-4	0
*9	KNOWLES Tristan	4.0	36:15	7/13	54	6/9	67	1/4	25	2/4	50		8	8	9	2	1		3	8	5	17
*10	BLAIR Jannik	1.0	39:15	2/7	29	2/7	29								1						4	4
11	O'NEILL-THORNE Tom	3.0	DNP																			
12	SIMMONS Tige	1.0	9:37																		-4	0
*13	McSHANE Matthew	1.5	22:11	0/1	0	0/1	0					1	1	2			1				8	0
14	STIBNERS Brett	4.0	21:17	2/9	22	2/6	33	0/3	0				2	2	7	2		2			-18	4
15	NESS Bradley (C)	4.5	9:46	4/7	57	4/7	57			1/1	100		3	3		1		1	2		1	9
Team / Coach																						
Totals				27/59	46	26/49	53	1/10	10	7/13	54	8	27	35	22	13	4		12	19	2	62
Coach		ETTRIDGE Ben																				
Assistant Coach		BRENNAN Luke; KYLE Tom																				

TUR - Turkey

No.	Name	Sport Class	MIN	Field Goals		2 Points		3 Points		Free Throws		Rebounds			AS	TO	ST	BS	PF	FD	+/-	PTS
				M/A	%	M/A	%	M/A	%	M/A	%	OR	DR	TOT								
1	SAFAK Kaan	4.0	DNP																			
3	DALAY Kaan	2.0	19:39	1/2	50	1/2	50					1	2	3		2			1	1	15	2
*5	GURBULAK Ozgur (C)	4.0	40:00	12/28	43	9/17	53	3/11	27	0/2	0	3	10	13	12	4	4		2	3	-2	27
7	TOPRAK Ugur	3.0	10:45	1/3	33	1/3	33								2	2					-5	2
9	ACAR Deniz	2.5	29:07	8/8	100	8/8	100			1/1	100	1	4	5	2			5	2	17	17	
*10	GEZINCI Cem	4.5	11:36	0/3	0	0/3	0			0/2	0		1	1			1	2	1	-15	0	
11	GUNDOGDU Fikri	1.0	5:52																		-13	0
*13	CIRGAOGLU Yasin	1.0	5:44	1/1	100	1/1	100											2		-2	2	
15	SAYAK Selim	2.5	18:56	1/3	33	1/3	33					1		1				2	2	11	2	
*35	GUMUS Ferit	3.0	38:00	2/10	20	2/10	20						4	4	3	3	3	3	1	1	4	4
*77	AR Ismail	1.5	20:21	2/3	67	2/3	67						1	1				2	2	-17	4	
99	YAVUZ Ibrahim	4.0	DNP																			
Team / Coach																						
Totals				28/61	46	25/50	50	3/11	27	1/5	20	6	26	32	19	12	7	1	19	12	-2	60
Coach		CIPA Tacettin																				
Assistant Coach		AKIN Ahmet; OZTURK Ali Arda																				

	AUS	TUR
Points from Turnovers	10	16
Points in the Paint	34 (17/27) 63%	38 (19/27) 70%
Second Chance Points	11	4
Fast Break Points	10	4
Bench Points	15	23

	AUS	TUR
Biggest Lead	7	10
Biggest Scoring Run	10-0 (34-31)	7-0 (15-18)
Lead Changes		5
Times Tied		4
Time Leading	11:13	25:28

Legend:	
%	Shooting Percentage
BS	Blocked Shots
MIN	Minutes Played
Qx	Quarter Time
(C)	Captain
DNP	Did Not Play
No.	Uniform Number
ST	Steals
*	Game Starters
DR	Defensive Rebounds
OR	Offensive Rebounds
TO	Turnovers
+/-	Plus-Minus
FD	Fouls Drawn
PF	Fouls
TOT	Total Rebounds
AS	Assists
M/A	Made / Attempts
PTS	Points



Results

Resultados

Game 16

JPN 39 vs 55 ESP
(11-8, 12-18, 4-16, 12-13)

Attendance: 6,895

Game Duration: 1:34

Referee: KUERZI Bill

Commissioner: CONCEICAO Elias

Umpires: FRONCZAK Adam; MATHIAS Gustavo

Scoring by 5 min intervals:	JPN	Q1		Q2		Q3		Q4	
		ESP	1	11	15	23	25	27	33
		2	8	18	26	34	42	48	55

JPN - Japan

No.	Name	Sport Class	MIN	Field Goals		2 Points		3 Points		Free Throws		Rebounds			AS	TO	ST	BS	PF	FD	+/-	PTS
				M/A	%	M/A	%	M/A	%	M/A	%	OR	DR	TOT								
0	CHOKAI Renshi	2.0	6:27	1/1	100	1/1	100			2/2	100									2	-2	4
*2	TOYOSHIMA Akira	2.0	33:33	2/5	40	2/5	40												2	1	-14	4
3	TSUCHIKO Daisuke	4.0	4:03	0/5	0	0/5	0					1	1	1	1				1		-4	0
*4	FUJIMOTO Reo (C)	4.5	33:33	3/14	21	3/13	23	0/1	0			11	11	3					1	1	-14	6
10	MIYAJIMA Tetsuya	4.0	6:27	0/1	0			0/1	0			1	1	2		1					-2	0
11	FUJISAWA Kiyoshi	2.0	6:27	1/4	25	1/4	25					2	2	1						1	-2	2
*13	CHIWAKI Mitsugu	2.5	33:33	5/8	63	5/8	63					5	6	11		1			2		-14	10
*15	FUJII Shingo	1.5	30:38	1/2	50	1/2	50					1	1	1	1	3			3		-7	2
18	NAGATA Hiroyuki	2.0	6:27	0/1	0	0/1	0			0/2	0	1	1			1			1	1	-2	0
24	MURAKAMI Naohiro	4.0	2:24	0/2	0	0/2	0					1	1	1							2	0
31	ISHIKAWA Takenori	1.5	2:55									1	1		1				1		-7	0
*55	KOZAI Hiroaki	3.5	33:33	5/24	21	5/18	28	0/6	0	1/3	33		8	8	8				2	6	-14	11
Team / Coach																						
Totals				18/67	27	18/59	31	0/8	0	3/7	43	2	2	4	15	7	2		13	12	-16	39
Coach		OIKAWA Shimpei																				
Assistant Coach		KYOYA Kazuyuki																				

ESP - Spain

No.	Name	Sport Class	MIN	Field Goals		2 Points		3 Points		Free Throws		Rebounds			AS	TO	ST	BS	PF	FD	+/-	PTS
				M/A	%	M/A	%	M/A	%	M/A	%	OR	DR	TOT								
*4	STIX Daniel	1.5	24:12	1/1	100	1/1	100					1	1		1				2		5	2
5	VERA Carlos (C)	3.0	1:40																		-2	0
*7	ZARZUELA Pablo	3.0	29:56	4/9	44	4/9	44					3	3	2			1	1	1	13	8	
8	SANCHEZ Francisco Javier	1.0	15:48	1/1	100	1/1	100												1		11	2
*9	ZARZUELA Alejandro	3.0	26:10	5/9	56	5/9	56					2	8	10	3	4	2	2	1	14	10	
10	DIALLO Amadou Tijane	3.0	18:38	0/4	0	0/4	0			1/2	50	2	7	9		1			1	11	1	
*11	RUIZ Jordi	2.5	14:44	1/10	10	1/9	11	0/1	0			1	1	1							-5	2
*13	GARCIA Asier (C)	4.0	24:12	2/8	25	2/7	29	0/1	0			1	6	7	3				2	2	5	4
14	MOURIZ David	2.5	25:16	8/12	67	6/8	75	2/4	50	2/2	100	5	5	3	1				2	3	21	20
15	LLAMBI Jaume	1.5	DNP																			
17	ROMERO Jesus	3.0	5:00																		-2	0
51	ALEJOS Agustin	4.5	14:24	3/7	43	3/5	60	0/2	0	0/2	0	2	3	5	4	3			2	4	9	6
Team / Coach																						
Totals				25/61	41	23/53	43	2/8	25	3/6	50	7	38	45	15	9	1	3	12	13	16	55
Coach		ARTACHO Jose Manuel																				
Assistant Coach		VAQUERO Miguel; GARCIA Ismael																				

	JPN	ESP
Points from Turnovers	2	8
Points in the Paint	20 (10/26) 38%	30 (15/33) 45%
Second Chance Points	2	7
Fast Break Points	4	10
Bench Points	6	29

	JPN	ESP
Biggest Lead	7	18
Biggest Scoring Run	6-0 (11-4)	16-0 (25-42)
Lead Changes		2
Times Tied		1
Time Leading	6:03	29:37

Legend:	
%	Shooting Percentage
BS	Blocked Shots
MIN	Minutes Played
Qx	Quarter Time
(C)	Captain
DNP	Did Not Play
No.	Uniform Number
ST	Steals
*	Game Starters
DR	Defensive Rebounds
OR	Offensive Rebounds
TO	Turnovers
+/-	Plus-Minus
FD	Fouls Drawn
PF	Fouls
TOT	Total Rebounds
AS	Assists
M/A	Made / Attempts
PTS	Points



Results
Resultados

Game 18

CAN 32 vs 49 NED
(10-9, 9-6, 4-18, 9-16)

Attendance: 9,774
Game Duration: 1:36

Referee: QUINTANA Mati
Umpires: PEIC Krunoslav; WOOD Benjamin

Commissioner: SAUNDERS Charles

Scoring by 5 min intervals:

	Q1	Q2	Q3	Q4
CAN	2 10	15 19	19 23	28 32
NED	3 9	9 15	19 33	41 49

CAN - Canada

No.	Name	Sport Class	MIN	Field Goals		2 Points		3 Points		Free Throws		Rebounds			AS	TO	ST	BS	PF	FD	+/-	PTS	
				M/A	%	M/A	%	M/A	%	M/A	%	OR	DR	TOT									
4	GONCIN Nik	4.5	28:41	5/16	31	4/12	33	1/4	25	1/2	50	2	12	14	3	4	1		2	6	-14	12	
5	MORONCHUK Ben	4.5	3:12	0/2	0			0/2	0				1	1							0	0	
*6	HEDGES Bo (C)	2.5	22:44	2/9	22	2/9	22					1	2	3	3	2			1	1	-15	4	
7	WON Peter	2.5	17:16	1/6	17	1/6	17			1/2	50	2	1	3	1	3			3	1	-2	3	
8	HICKEY Liam	4.0	14:19	2/5	40	2/4	50	0/1	0				2	2	2	1	2		1		-9	4	
*9	LANCIA Adam	4.0	7:09	0/1	0	0/1	0						1	1		1		2		-3	0		
10	DINI Abdi	1.0	3:03																	-2	0		
*11	JASSMAN Chad	1.5	26:12	1/3	33	0/1	0	1/2	50			2	1	3	1	3			2	1	-9	3	
12	GREEN Deion	3.5	DNP																				
13	VERMETTE Jonathan	1.0	23:28										2	2					1	1	-3	0	
*14	MILLER Tyler	1.5	27:17	0/2	0	0/2	0						3	3					2		-20	0	
*15	ENG David (C)	4.5	26:39	2/9	22	2/7	29	0/2	0	2/2	100	1	4	5	1	2	1		2	2	-8	6	
Team / Coach																							
Totals				13/53	25	11/42	26	2/11	18	4/6	67	1	3	4		5				14	14	-17	32
Coach		BIALOWAS Stephen																					
Assistant Coach		NORDELL Darrell; FROGLEY Mike																					

NED - Netherlands

No.	Name	Sport Class	MIN	Field Goals		2 Points		3 Points		Free Throws		Rebounds			AS	TO	ST	BS	PF	FD	+/-	PTS
				M/A	%	M/A	%	M/A	%	M/A	%	OR	DR	TOT								
*0	de JONG Frank	1.0	40:00	0/2	0	0/2	0						1	1	1	3	1		2		17	0
*1	POGGENWISCH Robin	3.0	37:07	2/7	29	2/7	29					2	4	6	6	3	2	1	2	2	19	4
2	van de KUILEN Marc	3.0	19:42	6/14	43	4/10	40	2/4	50	0/1	0		2	2	2		2		2	3	12	14
4	NIJMAN Sebastiao	1.5	DNP																			
*5	GROEN Walter	2.5	27:51	0/1	0	0/1	0						7	7		4	1			1	-2	0
6	de ROOIJ Anton	1.0	DNP																			
8	OP den ORTH Mendel	4.0	12:09	3/4	75	3/4	75					1	3	4		1			2	1	19	6
10	TOES Paul	4.5	5:03	0/2	0	0/2	0					2	1	3	1	1	1		1		2	0
*11	BELLERS Mattijs	4.5	22:48	2/7	29	2/7	29			1/2	50	2	4	6		1			1	3	-4	5
12	EVEN Gijs	4.5	DNP																			
15	ZANTINGE Quinten	3.0	DNP																			
*23	KORKMAZ Mustafa (C)	3.0	35:20	9/24	38	9/22	41	0/2	0	2/4	50	1	5	6	5	4			4	2	22	20
Team / Coach																						
Totals				22/61	36	20/55	36	2/6	33	3/7	43	8	29	37	15	18	7	1	14	12	17	49
Coach		WIEGMANN Frits																				
Assistant Coach		JEBARI Mustapha; BAPTISTA Tiago																				

	CAN	NED
Points from Turnovers	12	14
Points in the Paint	10 (5/17) 29%	18 (9/21) 43%
Second Chance Points	4	4
Fast Break Points	4	2
Bench Points	19	20

	CAN	NED
Biggest Lead	6	19
Biggest Scoring Run	6-0 (8-5)	14-0 (19-29)
Lead Changes		3
Times Tied		1
Time Leading	17:33	18:52

Legend:

%	Shooting Percentage	(C)	Captain	*	Game Starters	+/-	Plus-Minus	AS	Assists
BS	Blocked Shots	DNP	Did Not Play	DR	Defensive Rebounds	FD	Fouls Drawn	M/A	Made / Attempts
MIN	Minutes Played	No.	Uniform Number	OR	Offensive Rebounds	PF	Fouls	PTS	Points
Qx	Quarter Time	ST	Steals	TO	Turnovers	TOT	Total Rebounds		



Results Resultados

Game 19

ALG 43 vs 82 BRA
(16-21, 10-18, 4-23, 13-20)

Attendance: 8,344

Game Duration: 1:37

Referee: BILMEZ Nureddin

Commissioner: VERGOOSSEN Luc

Umpires: KANNO Eisuke; WARMERDAM Saskia

Scoring by 5 min intervals:	ALG	Q1		Q2		Q3		Q4	
		BRA	4	16	16	26	30	30	32
		8	21	28	39	47	62	70	82

ALG - Algeria

No.	Name	Sport Class	MIN	Field Goals		2 Points		3 Points		Free Throws		Rebounds			AS	TO	ST	BS	PF	FD	+/-	PTS		
				M/A	%	M/A	%	M/A	%	M/A	%	OR	DR	TOT										
4	BENTRAT Mohamed Reda	3.5	4:22	0/1	0	0/1	0												1			-7	0	
5	CHERAITIA Faical	4.5	7:45	0/2	0	0/2	0					4	4		3	1			2			-17	0	
*6	BADRANE Ayoub	2.0	21:49	2/8	25	2/7	29	0/1	0						2				3	1		-18	4	
*7	MANSOURI Rafik	2.0	30:17	1/4	25	1/3	33	0/1	0			1	1	2	5				1			-29	2	
*8	ABASSI Mostefa	2.5	24:38	0/2	0	0/2	0			0/2	0		1	1					1	1		-23	0	
*9	GUEDOUN Nabil (C)	4.0	37:28	9/23	39	6/13	46	3/10	30	3/7	43	3	9	12	2	8					12	-30	24	
10	HAMACHE Djamel	1.0	12:22																		1	-19	0	
12	MEGUEDEM Abdelkarim	3.0	9:27	1/1	100	1/1	100						2	2	1	2		1	2			-4	2	
13	ABBAD Abderraouf	1.0	4:22																		1	-8	0	
14	KSOURI Nouri	1.5	15:50	1/1	100	1/1	100						1	1		2			2	1		-12	2	
*15	AYACHE Bilel	3.5	31:40	4/16	25	3/9	33	1/7	14			2	5	7	4	3			3			-28	9	
Team / Coach																								
Totals				18/58	31	14/39	36	4/19	21	3/9	33	8	25	33	12	21	1	1	15	16		-39	43	
Coach		TAGMI Lahcene																						
Assistant Coach		BRAHIMI Mustapha																						

BRA - Brazil

No.	Name	Sport Class	MIN	Field Goals		2 Points		3 Points		Free Throws		Rebounds			AS	TO	ST	BS	PF	FD	+/-	PTS		
				M/A	%	M/A	%	M/A	%	M/A	%	OR	DR	TOT										
*4	GOMES dos SANTOS Dwan	1.0	18:47	0/2	0	0/2	0							2	1				1			17	0	
5	VIEIRA Pedro Henrique	4.0	10:00	2/4	50	2/4	50					1	1	1					1			7	4	
*6	da SILVA Erik	3.5	15:08	4/7	57	4/5	80	0/2	0	1/2	50		2	2	2		2		1	2		18	9	
7	SUURSO Celestino Luciano	4.5	5:54	3/3	100	3/3	100			0/1	0	1	2	3	1	1	1		2	1		1	6	
*8	dos SANTOS Paulo Cesar (C)	2.0	30:00	4/7	57	4/7	57							3	1	1			3			32	8	
9	DO BONFIM Edjunior Jose	4.5	6:38	1/3	33	1/3	33						4	4	1		1					15	2	
10	DAUINHEIMER Paulo Roberto	1.5	4:39																			1	0	
11	ARAO de CARVALHO Rodrigo	1.0	9:54									1	1			1						9	0	
12	ALVES VIANA Amauri	1.5	17:00	3/4	75	3/4	75					1	1	1	1				2			21	6	
*13	de MIRANDA Leandro	4.5	27:28	4/11	36	4/11	36			2/5	40	3	6	9	6	5	1	1			7	23	10	
*14	CANDIDO SANCHEZ Marcos	3.0	34:19	11/18	61	10/13	77	1/5	20	1/4	25	3	6	9	7	2	2		3	3		31	24	
15	da SILVA Junior	3.0	20:13	6/11	55	6/11	55			1/3	33	2	5	7	1	1	2		1	2		20	13	
Team / Coach																								
Totals				38/70	54	37/63	59	1/7	14	5/15	33	11	34	45	25	12	9	3	14	15		39	82	
Coach		FRANK Tiago Jose																						
Assistant Coach		FERIANI Matteo																						

	ALG	BRA
Points from Turnovers	4	22
Points in the Paint	12 (6/16) 38%	56 (28/45) 62%
Second Chance Points	9	11
Fast Break Points		31
Bench Points	4	31

	ALG	BRA
Biggest Lead		42
Biggest Scoring Run	7-0 (30-39)	23-0 (30-62)
Lead Changes		
Times Tied		
Time Leading	0:00	39:45

Legend:			
%	Shooting Percentage	(C)	Captain
BS	Blocked Shots	DR	Defensive Rebounds
No.	Uniform Number	OR	Offensive Rebounds
ST	Steals	TO	Turnovers
*	Game Starters	FD	Fouls Drawn
+/-	Plus-Minus	PF	Fouls
M/A	Made / Attempts	TOT	Total Rebounds
PTS	Points		
AS	Assists		
MIN	Minutes Played		
Qx	Quarter Time		



Results
Resultados

Game 22

ESP 65 vs 68 TUR
(20-21, 16-13, 14-15, 15-19)

Attendance: 9,688
Game Duration: 1:39

Referee: KINDERVATER Max

Commissioner: VERGOOSSEN Luc

Umpires: PEIC Krunoslav; WOOD Benjamin

Scoring by 5 min intervals:	ESP	Q1	Q2	Q3	Q4	TUR
		13 20	24 36	44 50	54 65	
		10 21	27 34	38 49	59 68	

ESP - Spain

No.	Name	Sport Class	MIN	Field Goals		2 Points		3 Points		Free Throws		Rebounds			AS	TO	ST	BS	PF	FD	+/-	PTS
				M/A	%	M/A	%	M/A	%	M/A	%	OR	DR	TOT								
*4	STIX Daniel	1.5	23:29										2	2		1	1		2		12	0
5	VERA Carlos (C)	3.0	0:48																		-4	0
*7	ZARZUELA Pablo	3.0	40:00	8/12	67	8/12	67			2/2	100	1	2	3	2	3	2	1	2	5	-3	18
8	SANCHEZ Francisco Javier	1.0	3:51													1			1		-8	0
*9	ZARZUELA Alejandro	3.0	34:30	9/18	50	9/18	50					5	6	11	2	1	2	1	2	1	3	18
10	DIALLO Amadou Tijane	3.0	5:44	1/2	50	1/2	50						1	1		1			1		-6	2
11	RUIZ Jordi	2.5	21:58	4/10	40	4/8	50	0/2	0			1	1	2	5	1				1	-2	8
*13	GARCIA Asier (C)	4.0	34:20	3/13	23	3/10	30	0/3	0	1/2	50	1	9	10	14	2	1		5	5	9	7
*14	MOURIZ David	2.5	18:45	3/6	50	2/3	67	1/3	33	1/2	50	1		1	2	1			3	2	-5	8
15	LLAMBI Jaume	1.5	11:43	1/1	100	1/1	100						1	1		1			1	1	-3	2
17	ROMERO Jesus	3.0	1:01																		0	0
51	ALEJOS Agustin	4.5	3:51	1/1	100	1/1	100									1					-8	2
Team / Coach																						
Totals				30/63	48	29/55	53	1/8	13	4/6	67	11	23	34	25	13	6	2	17	15	-3	65
Coach		ARTACHO Jose Manuel																				
Assistant Coach		VAQUERO Miguel; GARCIA Ismael																				

TUR - Turkey

No.	Name	Sport Class	MIN	Field Goals		2 Points		3 Points		Free Throws		Rebounds			AS	TO	ST	BS	PF	FD	+/-	PTS
				M/A	%	M/A	%	M/A	%	M/A	%	OR	DR	TOT								
1	SAFAK Kaan	4.0	DNP																			
3	DALAY Kaan	2.0	11:29	2/4	50	2/4	50								1	3	1		3	1	2	4
*5	GURBULAK Ozgur (C)	4.0	39:01	13/25	52	4/4	100	9/21	43	4/5	80		5	5	8	1	3		1	9	3	39
7	TOPRAK Ugur	3.0	4:46	1/1	100	1/1	100									1					-5	2
9	ACAR Deniz	2.5	16:15									1	3	4		1					-3	0
*10	GEZINCI Cem	4.5	24:44	1/4	25	1/4	25			1/1	100	1	5	6	2		3			3	6	3
*11	GUNDOGDU Fikri	1.0	24:46	0/1	0	0/1	0								1	1			3		6	0
13	CIRGAOGLU Yasin	1.0	DNP																			
15	SAYAK Selim	2.5	11:29	0/1	0	0/1	0														2	0
*35	GUMUS Ferit	3.0	40:00	6/14	43	6/14	43			2/3	67	1	5	6	3	3	1		3	4	3	14
*77	AR Ismail	1.5	27:30	3/5	60	3/5	60					1	2	3	1	2	1		4		1	6
99	YAVUZ Ibrahim	4.0	DNP																			
Team / Coach																						
Totals				26/55	47	17/34	50	9/21	43	7/9	78	5	21	26	17	13	9		15	17	3	68
Coach		CIPA Tacettin																				
Assistant Coach		AKIN Ahmet; OZTURK Ali Arda																				

	ESP	TUR
Points from Turnovers	10	13
Points in the Paint	48 (24/36) 67%	26 (13/23) 57%
Second Chance Points	10	2
Fast Break Points	13	11
Bench Points	14	6

	ESP	TUR
Biggest Lead	6	7
Biggest Scoring Run	7-0 (59-59)	7-0 (52-59)
Lead Changes		11
Times Tied		10
Time Leading	18:34	16:32

Legend:	
%	Shooting Percentage
BS	Blocked Shots
MIN	Minutes Played
Qx	Quarter Time
(C)	Captain
DNP	Did Not Play
No.	Uniform Number
ST	Steals
*	Game Starters
DR	Defensive Rebounds
OR	Offensive Rebounds
TO	Turnovers
+/-	Plus-Minus
FD	Fouls Drawn
PF	Fouls
TOT	Total Rebounds
AS	Assists
M/A	Made / Attempts
PTS	Points



Results Resultados

Game 25

CAN 53 vs 78 AUS
(16-21, 12-15, 16-22, 9-20)

Attendance: 7,992
Game Duration: 1:47

Referee: MATHIAS Gustavo

Commissioner: MARSON Stefania

Umpires: PAJER Tomas; FRONCZAK Adam

Scoring by 5 min intervals:		Q1		Q2		Q3		Q4	
CAN		4	16	21	28	32	44	49	53
AUS		11	21	26	36	50	58	69	78

CAN - Canada

No.	Name	Sport Class	MIN	Field Goals		2 Points		3 Points		Free Throws		Rebounds			AS	TO	ST	BS	PF	FD	+/-	PTS	
				M/A	%	M/A	%	M/A	%	M/A	%	OR	DR	TOT									
4	GONCIN Nik	4.5	23:18	5/10	50	3/7	43	2/3	67	3/7	43	1	5	6	5	4			4	7	-16	15	
5	MORONCHUK Ben	4.5	6:14	0/1	0			0/1	0			1	2	3	3				1	1	2	0	
*6	HEDGES Bo (C)	2.5	16:36	1/4	25	1/4	25					1	2	3	1		1		3	1	-11	2	
7	WON Peter	2.5	23:24	3/3	100	3/3	100						1	1	2	2			1	1	-14	6	
8	HICKEY Liam	4.0	18:27	3/9	33	3/7	43	0/2	0	1/2	50		2	2	3				3	1	-16	7	
*9	LANCIA Adam	4.0	7:27							1/2	50		1	1	2				1	1	-7	1	
10	DINI Abdi	1.0	5:19	0/1	0	0/1	0														-6	0	
*11	JASSMAN Chad	1.5	26:03	1/2	50	1/1	100	0/1	0			1	1	2		1			3		-22	2	
12	GREEN Deion	3.5	DNP																				
13	VERMETTE Jonathan	1.0	20:11	0/1	0	0/1	0			1/2	50		1	1	1	1			1	2	-1	1	
*14	MILLER Tyler	1.5	28:27	1/4	25	1/4	25			0/2	0		1	1	1				1	3	-21	2	
*15	ENG David (C)	4.5	24:34	6/16	38	6/13	46	0/3	0	5/7	71		6	6	1				1	6	-13	17	
Team / Coach																							
Totals				20/51	39	18/41	44	2/10	20	11/22	50	4	23	27	19	10	1			19	22	-25	53
Coach		BIALOWAS Stephen																					
Assistant Coach		NORDELL Darrell										FROGLEY Mike											

AUS - Australia

No.	Name	Sport Class	MIN	Field Goals		2 Points		3 Points		Free Throws		Rebounds			AS	TO	ST	BS	PF	FD	+/-	PTS	
				M/A	%	M/A	%	M/A	%	M/A	%	OR	DR	TOT									
4	RUSSELL Shawn	4.0	11:11	1/3	33	1/3	33			0/1	0		1	1	1	1			1	2	5	2	
*5	LATHAM Bill	4.0	20:13	2/2	100	2/2	100			5/6	83		1	3	4		1		1	5	16	9	
6	DEANS Adam	4.0	9:34	0/2	0	0/2	0						4	4							8	0	
*7	NORRIS Shaun	3.0	23:25	6/14	43	6/13	46	0/1	0	3/3	100		3	4	7	5		2		2	3	20	15
8	ALLISON Joshua	1.0	14:50										2	2		2			3		9	0	
*9	KNOWLES Tristan	4.0	21:21	8/18	44	4/10	40	4/8	50	3/4	75		6	6	6		1		2	3	15	23	
*10	BLAIR Jannik	1.0	23:46	0/1	0	0/1	0					1	3	4		1			3		19	0	
11	O'NEILL-THORNE Tom	3.0	3:25														1		1		0	0	
12	SIMMONS Tige	1.0	18:48	1/1	100	1/1	100			2/2	100		2	2	4				4	1	4	4	
*13	McSHANE Matthew	1.5	22:36									1	1	1		1			2	1	18	0	
14	STIBNERS Brett	4.0	21:43	8/13	62	6/8	75	2/5	40	1/1	100		3	3	5	2			2	3	9	19	
15	NESS Bradley (C)	4.5	9:08	3/7	43	3/7	43						2	4	6	1		1		1	2	6	
Team / Coach																							
Totals				29/61	48	23/47	49	6/14	43	14/17	82	10	34	44	18	10	5	1		22	18	25	78
Coach		ETTRIDGE Ben																					
Assistant Coach		BRENNAN Luke										KYLE Tom											

	CAN	AUS
Points from Turnovers	4	6
Points in the Paint	20 (10/20) 50%	30 (15/22) 68%
Second Chance Points	3	12
Fast Break Points	5	16
Bench Points	29	31

	CAN	AUS
Biggest Lead		26
Biggest Scoring Run	5-0 (21-23)	8-0 (49-75)
Lead Changes		
Times Tied		
Time Leading	0:00	39:33

Legend:	
%	Shooting Percentage
BS	Blocked Shots
MIN	Minutes Played
Qx	Quarter Time
(C)	Captain
DNP	Did Not Play
No.	Uniform Number
ST	Steals
*	Game Starters
DR	Defensive Rebounds
OR	Offensive Rebounds
TO	Turnovers
+/-	Plus-Minus
FD	Fouls Drawn
PF	Fouls
TOT	Total Rebounds
AS	Assists
M/A	Made / Attempts
PTS	Points



Results
Resultados

Game 26

USA 93 vs 44 IRI
(23-12, 21-10, 27-5, 22-17)

Attendance: 10,514
Game Duration: 1:31

Referee: HAINES Philip

Commissioner: van MEURS Nathalie

Umpires: WARMERDAM Saskia; KANNO Eisuke

Scoring by 5 min intervals:		Q1		Q2		Q3		Q4	
USA		12	23	33	44	55	71	79	93
IRI		8	12	18	22	27	27	36	44

USA - United States of America

No.	Name	Sport Class	MIN	Field Goals		2 Points		3 Points		Free Throws		Rebounds			AS	TO	ST	BS	PF	FD	+/-	PTS	
				M/A	%	M/A	%	M/A	%	M/A	%	OR	DR	TOT									
2	WILLIAMS Jake	2.5	15:24	4/8	50	2/5	40	2/3	67	4/4	100			4		2				3	17	14	
4	TUREK Joshua	3.5	10:00	4/6	67	4/6	67					2	1	3	2							22	8
*5	PAYE Michael (C)	3.0	20:00	5/8	63	5/8	63					1	3	4	5			1		1		16	10
*8	BELL Brian	4.5	20:00	9/10	90	9/10	90			1/2	50	1	2	3	2			3		1	3	22	19
9	SCOTT Matt	3.5	10:00	6/8	75	4/4	100	2/4	50	1/6	17		1	1	4		1			5	22	15	
*11	SERIO Steve (C)	3.5	24:36	3/8	38	3/7	43	0/1	0			2	4	6	12	1	2			2	2	32	6
12	GILBERT John	1.0	14:34	2/2	100	2/2	100					1		1								20	4
*13	LYNCH Ian	1.0	15:26												1					2		18	0
15	HINZE Nate	4.5	10:00	2/6	33	2/6	33					1	1	2					1		5	4	
16	JENIFER Trevon	2.5	20:00	1/2	50	1/2	50					1	1	2	4	1	2		1		33	2	
20	ARAMBULA Jared	2.5	15:24	3/5	60	3/4	75	0/1	0	1/1	100	1	3	4	4	2	2			2	17	7	
*42	GOUGE Aaron	2.0	24:36	2/4	50	2/4	50						1	1	1		2			1	21	4	
Team / Coach																							
Totals				41/67	61	37/58	64	4/9	44	7/13	54	11	19	30	39	7	14	1	7	17	49	93	
Coach		LYKINS Ron																					
Assistant Coach		TAYLOR Robb; SIKORA John																					

IRI - Islamic Republic of Iran

No.	Name	Sport Class	MIN	Field Goals		2 Points		3 Points		Free Throws		Rebounds			AS	TO	ST	BS	PF	FD	+/-	PTS		
				M/A	%	M/A	%	M/A	%	M/A	%	OR	DR	TOT										
4	BALAGHI Saman	1.0	13:51	1/2	50	1/2	50					2	2	4	2							-18	2	
5	MOHAMMAD NEZHAD Mohammad	1.0	15:02	0/1	0	0/1	0												3			-10	0	
*6	HOSSEINPOUR Esmaeil	1.5	29:24	1/6	17	1/6	17					1		1	3	3			1	1		-42	2	
7	GHOLAMAZAD Vahid (C)	4.5	18:37	2/3	67	2/3	67			0/2	0		5	5	4	4		1	4	3		-21	4	
8	BAGZADEHFARD Iman	4.0	14:25	1/3	33	1/3	33			1/1	100	1		1	1	2				1		-25	3	
9	SEHI Mohammad	1.5	14:37	1/2	50	1/2	50									1			3			-22	2	
10	TOLOUEI Mohsen	3.5	9:45	1/1	100	1/1	100			0/1	0	1	1	2	1		1			1		-13	2	
*11	MANSOURI Hakim	2.0	12:45	2/4	50	2/4	50					1	1	2					1			-18	4	
*12	HADIAZHAR Omid	4.0	18:31	4/9	44	4/7	57	0/2	0				2	2	2	4			2			-16	8	
13	ABEDI Morteza	3.0	12:44	3/5	60	3/5	60						1	1								-12	6	
*14	EBRAHIMI Morteza	4.5	28:27	5/9	56	5/7	71	0/2	0	1/1	100		4	4	2	4	1	1	3	1		-36	11	
*15	ABDI Hassan	2.0	11:52	0/1	0	0/1	0								1	2						-12	0	
Team / Coach																								
Totals				21/46	46	21/42	50	0/4	0	2/5	40	6	17	23	16	24	2	2	17	7		-49	44	
Coach		AGHAKOUCHEKI Abbas																						
Assistant Coach		KHAKI Abbas																						

	USA	IRI
Points from Turnovers	28	6
Points in the Paint	52 (26/37) 70%	30 (15/24) 63%
Second Chance Points	8	5
Fast Break Points	39	4
Bench Points	54	19

	USA	IRI
Biggest Lead	49	2
Biggest Scoring Run	22-0 (71-27)	5-0 (79-38)
Lead Changes		1
Times Tied		3
Time Leading	38:08	0:23

Legend:			
%	Shooting Percentage	(C)	Captain
BS	Blocked Shots	DR	Defensive Rebounds
No.	Uniform Number	OR	Offensive Rebounds
ST	Steals	TO	Turnovers
*	Game Starters	FD	Fouls Drawn
+/-	Plus-Minus	PF	Fouls
M/A	Made / Attempts	TOT	Total Rebounds
PTS	Points		
AS	Assists		
MIN	Minutes Played		
Qx	Quarter Time		



Results Resultados

Game 27

GER 97 vs 41 ALG
(22-14, 32-3, 23-16, 20-8)

Attendance: 8,624
Game Duration: 1:34

Referee: LAPOINTE Alexandre

Commissioner: SAUNDERS Charles

Umpires: RADYKAS Linas; MAGALLANES Juan

Scoring by 5 min intervals:	GER	Q1		Q2		Q3		Q4	
		ALG	7	22	37	54	63	77	88
		8	14	16	17	23	33	39	41

GER - Germany

No.	Name	Sport Class	MIN	Field Goals		2 Points		3 Points		Free Throws		Rebounds			AS	TO	ST	BS	PF	FD	+/-	PTS	
				M/A	%	M/A	%	M/A	%	M/A	%	OR	DR	TOT									
*4	LOHMANN Bjorn (C)	1.0	18:08									1	1					2		11	0		
5	DREIMULLER Nico	2.0	16:05	1/1	100	1/1	100						3	3	3	1	4		3		29	2	
6	HEIMBACH Matthias	1.0	19:10										2	2					1		43	0	
7	HUBER Christopher	1.0	9:41																2		21	0	
*8	BIENEK Andre	3.0	29:55	4/13	31	4/8	50	0/5	0	0/2	0	1	7	8	11	2	1		1	4	39	8	
9	MAGENHEIM Sebastian	3.5	9:21	5/8	63	5/8	63			1/2	50	1	2	3	1	1		3	1	19	11		
10	MOLLER Kai	3.0	7:07	0/1	0	0/1	0						3	3		1			1		-3	0	
11	PASSIWAN Dirk	4.5	21:46	9/16	56	8/13	62	1/3	33	3/5	60		5	5	3	1	5	1	1	4	32	22	
*12	HALOUSKI Alexandr	4.5	20:34	8/8	100	8/8	100			4/6	67	1	6	7	3	1			1	4	29	20	
*13	HALLER Jan	2.0	16:56	0/1	0	0/1	0						1	1	4				1	1	8	0	
*14	BOHME Thomas	3.0	28:19	11/18	61	9/14	64	2/4	50	5/7	71		3	3	5	1			1	7	41	29	
15	KOHLER Dirk	4.0	2:58	2/2	100	2/2	100			1/1	100		2	2					1	11	5	5	
Team / Coach																							
Totals				40/68	59	37/56	66	3/12	25	14/23	61	4	39	43	30	6	12	1	17	22	56	97	
Coach		ZELTINGER Nicolai																					
Assistant Coach		NEUMANN Ralf																					

ALG - Algeria

No.	Name	Sport Class	MIN	Field Goals		2 Points		3 Points		Free Throws		Rebounds			AS	TO	ST	BS	PF	FD	+/-	PTS	
				M/A	%	M/A	%	M/A	%	M/A	%	OR	DR	TOT									
4	BENTRAT Mohamed Reda	3.5	8:46	1/3	33	1/3	33			0/2	0	1	2	3					3	2	-24	2	
5	CHERAITIA Faical	4.5	12:13	0/3	0	0/3	0						4	4		1			4		-8	0	
6	BADRANE Ayoub	2.0	5:03	0/2	0	0/1	0	0/1	0	0/2	0								1		-14	0	
7	MANSOURI Rafik	2.0	13:40	0/1	0	0/1	0												2		-36	0	
*8	ABASSI Mostefa	2.5	16:23	0/2	0	0/2	0					1	1	2		2	1		3		-16	0	
*9	GUEDOUN Nabil (C)	4.0	31:01	9/22	41	9/19	47	0/3	0	4/6	67	1	7	8	6	5		5	10	-32	22		
*10	HAMACHE Djamel	1.0	24:59	0/1	0	0/1	0					1	1	2	3	1			1		-24	0	
*12	MEGUEDEDEM Abdelkarim	3.0	19:10	0/1	0	0/1	0									2				1	-26	0	
13	ABBAD Abderraouf	1.0	20:00										1	1		1					-19	0	
14	KSOURI Nouri	1.5	8:45	0/1	0	0/1	0									1			1		-25	0	
*15	AYACHE Bilel	3.5	40:00	8/23	35	8/14	57	0/9	0	1/3	33		6	6		4		3	3	-56	17		
Team / Coach																							
Totals				18/59	31	18/46	39	0/13	0	5/13	38	6	25	31	9	19	1		22	17	-56	41	
Coach		TAGMI Lahcene																					
Assistant Coach		BRAHIMI Mustapha																					

	GER	ALG
Points from Turnovers	28	2
Points in the Paint	56 (28/33) 85%	10 (5/16) 31%
Second Chance Points	3	
Fast Break Points	42	6
Bench Points	40	2

	GER	ALG
Biggest Lead	56	2
Biggest Scoring Run	17-0 (50-16)	4-0 (2-4)
Lead Changes		6
Times Tied		1
Time Leading	36:14	2:58

Legend:			
%	Shooting Percentage	(C)	Captain
BS	Blocked Shots	DR	Defensive Rebounds
No.	Uniform Number	OR	Offensive Rebounds
ST	Steals	TO	Turnovers
*	Game Starters	FD	Fouls Drawn
+/-	Plus-Minus	PF	Fouls
M/A	Made / Attempts	TOT	Total Rebounds
PTS	Points		
AS	Assists		
MIN	Minutes Played		
Qx	Quarter Time		



Results Resultados

Game 29

NED 67 vs 59 JPN
(22-10, 14-23, 16-16, 15-10)

Attendance: 8,272

Game Duration: 1:33

Referee: OSEGUERA Jaime

Commissioner: CONCEICAO Elias

Umpires: MOSEYA Arnold; JELENIC Milutin

Scoring by 5 min intervals:	NED	Q1	Q2	Q3	Q4
	JPN	10 22	32 36	42 52	62 67
		6 10	23 33	45 49	53 59

NED - Netherlands

No.	Name	Sport Class	MIN	Field Goals		2 Points		3 Points		Free Throws		Rebounds			AS	TO	ST	BS	PF	FD	+/-	PTS	
				M/A	%	M/A	%	M/A	%	M/A	%	OR	DR	TOT									
*0	de JONG Frank	1.0	35:57											2		1			1		14	0	
*1	POGGENWISCH Robin	3.0	40:00	6/9	67	6/9	67					6	6	8					2	1	8	12	
2	van de KUILEN Marc	3.0	17:34	2/10	20	2/9	22	0/1	0			1	2	3	2				3	1	-3	4	
4	NIJMAN Sebastiao	1.5	DNP																				
*5	GROEN Walter	2.5	22:26	1/4	25	1/4	25					1	1	2	1	2			3		11	2	
6	de ROOIJ Anton	1.0	4:03	0/1	0	0/1	0												1		-6	0	
8	OP den ORTH Mendel	4.0	17:34	1/1	100	1/1	100			0/6	0		4	4	1		1		2	3	-3	2	
10	TOES Paul	4.5	DNP																				
*11	BELLERS Mattijs	4.5	22:26	7/8	88	7/8	88					6	6	1	1				1		11	14	
12	EVEN Gijs	4.5	DNP																				
15	ZANTINGE Quinten	3.0	DNP																				
*23	KORKMAZ Mustafa (C)	3.0	40:00	15/23	65	15/22	68	0/1	0	3/5	60		3	3	5	3	2		2	8	8	33	
Team / Coach																							
Totals				32/56	57	32/54	59	0/2	0	3/11	27		2	22	24	20	6	5		15	13	8	67
Coach		WIEGMANN Frits																					
Assistant Coach		JEBARI Mustapha										BAPTISTA Tiago											

JPN - Japan

No.	Name	Sport Class	MIN	Field Goals		2 Points		3 Points		Free Throws		Rebounds			AS	TO	ST	BS	PF	FD	+/-	PTS	
				M/A	%	M/A	%	M/A	%	M/A	%	OR	DR	TOT									
0	CHOKAI Renshi	2.0	5:59	0/2	0	0/2	0												3		1	0	
*2	TOYOSHIMA Akira	2.0	39:03	3/5	60	3/5	60					1	1	2	1	1			2		-8	6	
3	TSUCHIKO Daisuke	4.0	0:57	1/1	100	1/1	100														0	2	
*4	FUJIMOTO Reo (C)	4.5	39:03	10/18	56	10/18	56			5/6	83	2	9	11	2	4	2		3	9	-8	25	
10	MIYAJIMA Tetsuya	4.0	0:57											1							0	0	
11	FUJISAWA Kiyoshi	2.0	5:59	0/3	0	0/3	0					1		1	1				3		1	0	
*13	CHIWAKI Mitsugu	2.5	34:01	0/2	0	0/2	0			0/2	0	2	5	7	1	1				1	-9	0	
*15	FUJII Shingo	1.5	16:54													1					-10	0	
18	NAGATA Hiroyuki	2.0	0:57											1							0	0	
24	MURAKAMI Naohiro	4.0	DNP																				
31	ISHIKAWA Takenori	1.5	17:07	1/2	50	1/2	50			2/2	100				2	1			1	1	1	4	
*55	KOZAI Hiroaki	3.5	39:03	9/21	43	7/15	47	2/6	33	2/3	67	1	5	6	11	5	1		1	4	-8	22	
Team / Coach																							
Totals				24/54	44	22/48	46	2/6	33	9/13	69		3	5	8		13	3		13	15	-8	59
Coach		OIKAWA Shimpei																					
Assistant Coach		KYOYA Kazuyuki																					

	NED	JPN
Points from Turnovers	15	8
Points in the Paint	24 (12/20) 60%	22 (11/20) 55%
Second Chance Points		3
Fast Break Points	10	8
Bench Points	6	6

	NED	JPN
Biggest Lead	12	3
Biggest Scoring Run	8-0 (60-51)	6-0 (22-16)
Lead Changes		4
Times Tied		2
Time Leading	36:34	2:14

Legend:	
%	Shooting Percentage
BS	Blocked Shots
MIN	Minutes Played
Qx	Quarter Time
(C)	Captain
DNP	Did Not Play
No.	Uniform Number
ST	Steals
*	Game Starters
DR	Defensive Rebounds
OR	Offensive Rebounds
TO	Turnovers
+/-	Plus-Minus
FD	Fouls Drawn
PF	Fouls
TOT	Total Rebounds
AS	Assists
M/A	Made / Attempts
PTS	Points



Results
Resultados

Game 30

GBR 73 vs 55 BRA
(15-12, 20-15, 18-16, 20-12)

Attendance: 11,387
Game Duration: 1:43

Referee: WELLS Matt

Commissioner: SAUNDERS Charles

Umpires: VILLARD Celine; GAUTHIER Sebastien

Scoring by 5 min intervals:	GBR	Q1	Q2	Q3	Q4	BRA
		10 15	22 35	45 53	61 73	
		6 12	18 27	33 43	49 55	

GBR - Great Britain

No.	Name	Sport Class	MIN	Field Goals		2 Points		3 Points		Free Throws		Rebounds			AS	TO	ST	BS	PF	FD	+/-	PTS
				M/A	%	M/A	%	M/A	%	M/A	%	OR	DR	TOT								
4	CHOUHRY Gaz	4.0	28:56	8/15	53	8/13	62	0/2	0	2/3	67	2	8	10	9		1		2	4	10	18
5	BROWN Simon (C)	2.0	10:46									1	1	2	1	1			3		3	0
6	MARSH Kyle	2.0	19:31	1/2	50	1/2	50							2					2		5	2
*7	BYWATER Terry (C)	4.5	19:08	4/7	57	3/6	50	1/1	100	0/2	0		5	5	6	1			1	2	12	9
8	MUNN Simon	4.0	DNP																			
9	BROWN Harry	2.5	5:03	1/1	100	1/1	100			1/1	100								2	1	5	3
*10	JAMA Abdi	1.0	20:29	3/12	25	3/12	25			1/2	50	1	1	2	2				2	2	13	7
*11	PRATT Phil	3.0	30:35	3/6	50	3/6	50						4	4	1	2	1		1	2	13	6
*12	SAGAR Ian	3.0	30:35	6/12	50	6/12	50			2/3	67	2	6	8	2	3			1	3	13	14
13	WARBURTON Gregg	2.0	22:08	5/8	63	5/8	63			2/2	100	1	3	4	1			1	1	1	11	12
14	MANNING Lee	4.5	1:21														1				1	0
*15	OROGBEMI Ademola	2.5	11:28	1/1	100	1/1	100													2	4	2
Team / Coach																						
Totals				32/64	50	31/61	51	1/3	33	8/13	62	7	30	37	24	8	3	1	15	17	18	73
Coach		BHANIA Haj																				
Assistant Coach		JOHNSON Joey (CAN)																				

BRA - Brazil

No.	Name	Sport Class	MIN	Field Goals		2 Points		3 Points		Free Throws		Rebounds			AS	TO	ST	BS	PF	FD	+/-	PTS	
				M/A	%	M/A	%	M/A	%	M/A	%	OR	DR	TOT									
*4	GOMES dos SANTOS Dwan	1.0	28:23	2/2	100	2/2	100							1	2				3	3	-8	4	
5	VIEIRA Pedro Henrique	4.0	DNP																				
*6	da SILVA Erik	3.5	24:51	3/11	27	2/8	25	1/3	33	1/1	100	2	7	9			1		2	1	-11	8	
7	SUURSOO Celestino Luciano	4.5	1:42	0/2	0	0/2	0					1		1							-1	0	
*8	dos SANTOS Paulo Cesar (C)	2.0	40:00	2/4	50	2/4	50			1/2	50	1	1	2	7	5			2	3	-18	5	
9	DO BONFIM Edjunior Jose	4.5	1:35	1/2	50	1/2	50														1	2	
10	DAUINHEIMER Paulo Roberto	1.5	DNP																				
11	ARAO de CARVALHO Rodrigo	1.0	2:18																		-3	0	
12	ALVES VIANA Amauri	1.5	9:19	1/3	33	1/3	33						1	1		1			2		-7	2	
*13	de MIRANDA Leandro	4.5	36:43	6/18	33	6/16	38	0/2	0	1/4	25	3	12	15	3	4	1		2	5	-18	13	
*14	CANDIDO SANCHEZ Marcos	3.0	33:06	8/16	50	7/12	58	1/4	25	2/2	100	1	3	4	2	2			4	2	-15	19	
15	da SILVA Junior	3.0	22:03	1/3	33	1/3	33					1	2	3	3				2	1	-10	2	
Team / Coach																							
Totals				24/61	39	22/52	42	2/9	22	5/9	56	9	27	36	16	16	2			17	15	-18	55
Coach		FRANK Tiago Jose																					
Assistant Coach		FERIANI Matteo																					

	GBR	BRA
Points from Turnovers	13	2
Points in the Paint	36 (18/27) 67%	30 (15/29) 52%
Second Chance Points	3	6
Fast Break Points	9	14
Bench Points	35	6

	GBR	BRA
Biggest Lead	19	
Biggest Scoring Run	6-0 (59-43)	4-0 (10-10)
Lead Changes		
Times Tied		2
Time Leading	37:39	0:00

Legend:	
%	Shooting Percentage
BS	Blocked Shots
MIN	Minutes Played
Qx	Quarter Time
(C)	Captain
DNP	Did Not Play
No.	Uniform Number
ST	Steals
*	Game Starters
DR	Defensive Rebounds
OR	Offensive Rebounds
TO	Turnovers
+/-	Plus-Minus
FD	Fouls Drawn
PF	Fouls
TOT	Total Rebounds
AS	Assists
M/A	Made / Attempts
PTS	Points



Results Resultados

Game 31

ESP 75 vs 64 AUS
(11-21, 24-12, 16-10, 24-21)

Attendance: 6,803
Game Duration: 1:41

Referee: ROJA Cristian

Commissioner: NISHIMURA Taichi

Umpires: VILLARD Celine; RADYKAS Linas

Scoring by 5 min intervals:	ESP	Q1		Q2		Q3		Q4	
		AUS	6	11	23	35	41	51	60
		7	21	25	33	37	43	51	64

ESP - Spain

No.	Name	Sport Class	MIN	Field Goals		2 Points		3 Points		Free Throws		Rebounds			AS	TO	ST	BS	PF	FD	+/-	PTS	
				M/A	%	M/A	%	M/A	%	M/A	%	OR	DR	TOT									
*4	STIX Daniel	1.5	9:26									1		1		1					-5	0	
5	VERA Carlos (C)	3.0	13:55	4/6	67	4/6	67			3/5	60		4	4					3	3	4	11	
*7	ZARZUELA Pablo	3.0	40:00	7/13	54	7/13	54			3/7	43	2	4	6	10	3				7	11	17	
8	SANCHEZ Francisco Javier	1.0	24:40	1/2	50	1/2	50			2/2	100	1		1	1					3	1	16	4
*9	ZARZUELA Alejandro	3.0	38:14	8/14	57	8/14	57			1/2	50	7	6	13	2		1		1	4	11	17	
10	DIALLO Amadou Tijane	3.0	18:22	0/1	0	0/1	0			1/2	50		1	1		1					2	18	1
11	RUIZ Jordi	2.5	6:30	2/7	29	2/4	50	0/3	0											1		-9	4
*13	GARCIA Asier (C)	4.0	34:40	5/16	31	5/13	38	0/3	0	5/8	63	2	7	9	11	2			3	6	6	15	
*14	MOURIZ David	2.5	7:02	1/4	25	1/3	33	0/1	0			1		1	1	1			1		-1	2	
15	LLAMBI Jaume	1.5	4:08														1		2			0	0
17	ROMERO Jesus	3.0	3:03	2/2	100	2/2	100					1		1								4	4
51	ALEJOS Agustin	4.5	DNP																				
Team / Coach																							
Totals				30/65	46	30/58	52	0/7	0	15/26	58	15	30	45	25	8	2	1	15	23	11	75	
Coach		ARTACHO Jose Manuel																					
Assistant Coach		VAQUERO Miguel										GARCIA Ismael											

AUS - Australia

No.	Name	Sport Class	MIN	Field Goals		2 Points		3 Points		Free Throws		Rebounds			AS	TO	ST	BS	PF	FD	+/-	PTS
				M/A	%	M/A	%	M/A	%	M/A	%	OR	DR	TOT								
4	RUSSELL Shawn	4.0	4:06	1/1	100	1/1	100							1							1	2
*5	LATHAM Bill	4.0	21:02	2/5	40	2/5	40			0/1	0		2	2					3	4	-15	4
6	DEANS Adam	4.0	2:27																1		-1	0
*7	NORRIS Shaun	3.0	31:59	7/20	35	5/11	45	2/9	22	1/2	50		3	3	6	2		1	3	3	-11	17
8	ALLISON Joshua	1.0	4:53										1	1					1		0	0
*9	KNOWLES Tristan	4.0	30:39	9/19	47	4/11	36	5/8	63	5/7	71		11	11	3	2			3	6	-10	28
*10	BLAIR Jannik	1.0	37:33	1/3	33	1/3	33			1/1	100	3	1	4					2	1	-10	3
11	O'NEILL-THORNE Tom	3.0	0:53																		-3	0
12	SIMMONS Tige	1.0	12:26									1	1	2		1			1		-2	0
*13	McSHANE Matthew	1.5	25:08									1	2	3			1		3		-10	0
14	STIBNERS Brett	4.0	18:54	3/8	38	3/5	60	0/3	0				1	1	3	2			5	1	-2	6
15	NESS Bradley (C)	4.5	10:00	2/7	29	2/7	29					1	2	3	1	2			1		8	4
Team / Coach																						
Totals				25/63	40	18/43	42	7/20	35	7/11	64	7	26	33	14	12	1	1	23	15	-11	64
Coach		ETTRIDGE Ben																				
Assistant Coach		BRENNAN Luke										KYLE Tom										

	ESP	AUS
Points from Turnovers	11	3
Points in the Paint	38 (19/30) 63%	22 (11/16) 69%
Second Chance Points	9	2
Fast Break Points	9	10
Bench Points	24	12

	ESP	AUS
Biggest Lead	11	14
Biggest Scoring Run	8-0 (15-21)	14-0 (7-21)
Lead Changes		4
Times Tied		8
Time Leading	23:57	11:16

Legend:	
%	Shooting Percentage
BS	Blocked Shots
MIN	Minutes Played
Qx	Quarter Time
(C)	Captain
DNP	Did Not Play
No.	Uniform Number
ST	Steals
*	Game Starters
DR	Defensive Rebounds
OR	Offensive Rebounds
TO	Turnovers
+/-	Plus-Minus
FD	Fouls Drawn
PF	Fouls
TOT	Total Rebounds
AS	Assists
M/A	Made / Attempts
PTS	Points



Results Resultados

Game 33

TUR 67 vs 50 NED
(21-15, 16-8, 12-8, 18-19)

Attendance: 8,475

Game Duration: 1:28

Referee: KUERZI Bill

Commissioner: MARSON Stefania

Umpires: MATHIAS Gustavo; MOLINA Karen

Scoring by 5 min intervals:		Q1		Q2		Q3		Q4	
TUR		7	21	27	37	45	49	57	67
NED		6	15	19	23	29	31	39	50

TUR - Turkey

No.	Name	Sport Class	MIN	Field Goals		2 Points		3 Points		Free Throws		Rebounds			AS	TO	ST	BS	PF	FD	+/-	PTS	
				M/A	%	M/A	%	M/A	%	M/A	%	OR	DR	TOT									
1	SAFAK Kaan	4.0	2:48																				
*3	DALAY Kaan	2.0	24:48	9/9	100	9/9	100					2	2	4	2	2	1		2	2	16	18	
*5	GURBULAK Ozgur (C)	4.0	30:32	4/15	27	4/9	44	0/6	0			2	7	9	11	2	2		1		16	8	
7	TOPRAK Ugur	3.0	7:31	1/2	50	1/2	50					1	1	2	1	1			1		5	2	
*9	ACAR Deniz	2.5	17:50	1/3	33	1/3	33			1/2	50		2	2	2		1		2	1	6	3	
10	GEZINCI Cem	4.5	18:25	1/6	17	1/6	17			1/2	50	1	2	3	2	2	3		2	1	7	3	
11	GUNDOGDU Fikri	1.0	11:44	0/1	0	0/1	0					1	1	2					1		8	0	
13	CIRGAOGLU Yasin	1.0	7:13																			-3	
*15	SAYAK Selim	2.5	17:50	2/3	67	2/3	67			0/1	0	1		1	2				2	3	6	4	
*35	GUMUS Ferit	3.0	35:42	8/15	53	8/15	53			2/3	67	1	6	7	3	3				4	18	18	
77	AR Ismail	1.5	18:25	2/4	50	2/4	50			1/1	100	1	1	2		1	2		1	2	7	5	
99	YAVUZ Ibrahim	4.0	7:12	2/3	67	2/3	67			2/2	100									3	0	6	
Team / Coach																							
Totals				30/61	49	30/55	55	0/6	0	7/11	64	11	25	36	25	13	9			13	16	17	67
Coach		CIPA Tacettin																					
Assistant Coach		AKIN Ahmet OZTURK Ali Arda																					

NED - Netherlands

No.	Name	Sport Class	MIN	Field Goals		2 Points		3 Points		Free Throws		Rebounds			AS	TO	ST	BS	PF	FD	+/-	PTS	
				M/A	%	M/A	%	M/A	%	M/A	%	OR	DR	TOT									
*0	de JONG Frank	1.0	28:05									1	2	3	1	2	1		3		-7	0	
*1	POGGENWISCH Robin	3.0	36:47	4/11	36	4/10	40	0/1	0			4	4	8	10	6			1	2	-15	8	
2	van de KUILEN Marc	3.0	18:12	2/13	15	2/10	20	0/3	0			2	1	3		3		1	3	2	-6	4	
4	NIJMAN Sebastiao	1.5	DNP																				
*5	GROEN Walter	2.5	31:05	4/6	67	4/6	67					2	3	5			1	1	3	1	-11	8	
6	de ROOIJ Anton	1.0	11:55	1/5	20	1/5	20														-10	2	
8	OP den ORTH Mendel	4.0	8:55	0/1	0	0/1	0					1	1	2			1				-6	0	
10	TOES Paul	4.5	6:15	3/3	100	3/3	100			2/2	100		2	2					2	1	5	8	
*11	BELLERS Mattijs	4.5	24:50	4/10	40	4/10	40					4	5	9	1	3	1		2		-16	8	
12	EVEN Gijs	4.5	DNP																				
15	ZANTINGE Quinten	3.0	DNP																				
*23	KORKMAZ Mustafa (C)	3.0	33:56	5/16	31	3/12	25	2/4	50			1	2	3	5	3			2	7	-19	12	
Team / Coach																							
Totals				23/65	35	21/57	37	2/8	25	2/2	100	15	21	36	17	17	4	2		16	13	-17	50
Coach		WIEGMANN Frits																					
Assistant Coach		JEBARI Mustapha BAPTISTA Tiago																					

	TUR	NED
Points from Turnovers	18	6
Points in the Paint	46 (23/36) 64%	24 (12/27) 44%
Second Chance Points	12	12
Fast Break Points	11	6
Bench Points	16	14

	TUR	NED
Biggest Lead	22	4
Biggest Scoring Run	10-0 (39-23)	6-0 (45-31)
Lead Changes		1
Times Tied		1
Time Leading	34:35	3:44

Legend:	
%	Shooting Percentage
BS	Blocked Shots
MIN	Minutes Played
Qx	Quarter Time
(C)	Captain
DNP	Did Not Play
No.	Uniform Number
ST	Steals
*	Game Starters
DR	Defensive Rebounds
OR	Offensive Rebounds
TO	Turnovers
+/-	Plus-Minus
FD	Fouls Drawn
PF	Fouls
TOT	Total Rebounds
AS	Assists
M/A	Made / Attempts
PTS	Points



Results Resultados

Game 34

GBR 66 vs 52 GER
(12-12, 19-12, 18-15, 17-13)

Attendance: 10,789
Game Duration: 1:26

Referee: PAJER Tomas

Commissioner: VERGOOSSEN Luc

Umpires: HAINES Philip; URONUOLA Juan

Scoring by 5 min intervals:	GBR	Q1	Q2	Q3	Q4	GER			
		2	12	20	31	41	49	60	66
		6	12	20	24	26	39	50	52

GBR - Great Britain

No.	Name	Sport Class	MIN	Field Goals		2 Points		3 Points		Free Throws		Rebounds			AS	TO	ST	BS	PF	FD	+/-	PTS
				M/A	%	M/A	%	M/A	%	M/A	%	OR	DR	TOT								
4	CHOUHRY Gaz	4.0	24:52	9/13	69	9/11	82	0/2	0				7	7	4	1	1		3	1	20	18
5	BROWN Simon (C)	2.0	24:52	0/1	0	0/1	0						2	1	3	3		1	4	2	20	0
6	MARSH Kyle	2.0	4:31															1		2	0	
*7	BYWATER Terry (C)	4.5	15:08	3/9	33	2/6	33	1/3	33				4	4	1		1		2		-6	7
8	MUNN Simon	4.0	DNP																			
9	BROWN Harry	2.5	DNP																			
*10	JAMA Abdi	1.0	15:08	1/3	33	1/3	33								2	1			1		-6	2
*11	PRATT Phil	3.0	40:00	7/15	47	7/15	47						4	4	7		2		1	2	14	14
*12	SAGAR Ian	3.0	40:00	9/13	69	9/13	69			3/4	75	1	5	6	4		1		3	4	14	21
13	WARBURTON Gregg	2.0	20:21	2/6	33	2/6	33						1	1	1	1	1				18	4
14	MANNING Lee	4.5	DNP																			
*15	OROGBEMI Ademola	2.5	15:08	0/1	0	0/1	0							2	2				3	3	-6	0
Team / Coach													2	6	8		1					
Totals				31/61	51	30/56	54	1/5	20	3/4	75	5	30	35	22	4	7		16	14	14	66
Coach		BHANIA Haj																				
Assistant Coach		JOHNSON Joey (CAN)																				

GER - Germany

No.	Name	Sport Class	MIN	Field Goals		2 Points		3 Points		Free Throws		Rebounds			AS	TO	ST	BS	PF	FD	+/-	PTS
				M/A	%	M/A	%	M/A	%	M/A	%	OR	DR	TOT								
*4	LOHMANN Bjorn (C)	1.0	37:58										1	1					4	1	-14	0
5	DREIMULLER Nico	2.0	3:52											1							-5	0
6	HEIMBACH Matthias	1.0	22:44	2/4	50	2/4	50									2		2		-3	4	
7	HUBER Christopher	1.0	2:02	0/1	0	0/1	0													0	0	
*8	BIENEK Andre	3.0	22:41	4/15	27	4/11	36	0/4	0				5	5	1	1		1	2	-12	8	
9	MAGENHEIM Sebastian	3.5	3:52	0/1	0	0/1	0									1				-5	0	
10	MOLLER Kai	3.0	DNP																			
11	PASSIWAN Dirk	4.5	26:36	9/15	60	9/12	75	0/3	0	0/1	0		3	3	6	4		2	2	-8	18	
*12	HALOUSKI Alexandr	4.5	30:43	4/7	57	4/7	57			2/2	100		6	6		1	1	1	2	5	-8	10
*13	HALLER Jan	2.0	13:24	1/3	33	1/3	33						2	2	1				1		-6	2
*14	BOHME Thomas	3.0	30:43	2/8	25	2/8	25			3/6	50	2	8	10	4	1			1	5	-8	7
15	KOHLER Dirk	4.0	5:25	1/1	100	1/1	100			1/1	100		1	1					1	1	-1	3
Team / Coach													1	1	2		2					
Totals				23/55	42	23/48	48	0/7	0	6/10	60	5	25	30	13	10	3	1	14	16	-14	52
Coach		ZELTINGER Nicolai																				
Assistant Coach		NEUMANN Ralf																				

	GBR	GER
Points from Turnovers	10	2
Points in the Paint	34 (17/30) 57%	34 (17/32) 53%
Second Chance Points	4	4
Fast Break Points	9	17
Bench Points	22	25

	GBR	GER
Biggest Lead	17	6
Biggest Scoring Run	12-0 (41-24)	9-0 (41-33)
Lead Changes		1
Times Tied		4
Time Leading	25:03	11:12

Legend:	
%	Shooting Percentage
BS	Blocked Shots
MIN	Minutes Played
Qx	Quarter Time
(C)	Captain
DNP	Did Not Play
No.	Uniform Number
ST	Steals
*	Game Starters
DR	Defensive Rebounds
OR	Offensive Rebounds
TO	Turnovers
+/-	Plus-Minus
FD	Fouls Drawn
PF	Fouls
TOT	Total Rebounds
AS	Assists
M/A	Made / Attempts
PTS	Points



Results Resultados

Game 35

BRA 73 vs 50 IRI
(13-10, 26-9, 19-13, 15-18)

Attendance: 8,739
Game Duration: 1:47

Referee: LAPOINTE Alexandre
Umpires: LEE Jae Geun; ELAABID Youssef

Commissioner: NISHIMURA Taichi

Scoring by 5 min intervals:	BRA	Q1	Q2	Q3	Q4
	IRI	7 13	27 39	48 58	69 73
		8 10	14 19	25 32	40 50

BRA - Brazil

No.	Name	Sport Class	MIN	Field Goals		2 Points		3 Points		Free Throws		Rebounds			AS	TO	ST	BS	PF	FD	+/-	PTS	
				M/A	%	M/A	%	M/A	%	M/A	%	OR	DR	TOT									
*4	GOMES dos SANTOS Dwan	1.0	28:37									1	1	2	2	2			2	26	0		
5	VIEIRA Pedro Henrique	4.0	5:56	1/2	50	1/2	50								1	1			1	4	2		
*6	da SILVA Erik	3.5	25:17	7/9	78	7/9	78			2/3	67	1	2	3	4	2	3	1	4	2	20	16	
7	SUURSOO Celestino Luciano	4.5	1:46																		-2	0	
*8	dos SANTOS Paulo Cesar (C)	2.0	26:23	0/5	0	0/4	0	0/1	0				1	1	2	1	1		2	2	23	0	
9	DO BONFIM Edjunior Jose	4.5	5:52	1/3	33	1/3	33														-6	2	
10	DAUINHEIMER Paulo Roberto	1.5	2:32																		0	0	
11	ARAO de CARVALHO Rodrigo	1.0	5:13																			-6	0
12	ALVES VIANA Amauri	1.5	17:15	1/5	20	1/5	20						3	3	2	1	1				3	2	
*13	de MIRANDA Leandro	4.5	32:22	9/14	64	9/14	64			2/2	100	1	3	4	5	7	3		2	2	31	20	
*14	CANDIDO SANCHEZ Marcos	3.0	38:14	9/14	64	8/12	67	1/2	50	6/7	86	2	2	4	12	4			2	4	25	25	
15	da SILVA Junior	3.0	10:33	3/5	60	3/5	60			0/2	0	2	2	4	1	3	1		3	1	-3	6	
Team / Coach																							
Totals				31/57	54	30/54	56	1/3	33	10/14	71	1	5	6		1						23	73
Coach		FRANK Tiago Jose																					
Assistant Coach		FERIANI Matteo																					

IRI - Islamic Republic of Iran

No.	Name	Sport Class	MIN	Field Goals		2 Points		3 Points		Free Throws		Rebounds			AS	TO	ST	BS	PF	FD	+/-	PTS	
				M/A	%	M/A	%	M/A	%	M/A	%	OR	DR	TOT									
4	BALAGHI Saman	1.0	20:59	1/4	25	1/4	25						2	2	1						-10	2	
*5	MOHAMMAD NEZHAD Mohammad	1.0	34:17	0/2	0	0/2	0						1	1					2	1	-12	0	
*6	HOSSEINPOUR Esmaeil	1.5	18:00	1/2	50	1/2	50								2	2				3	-14	2	
*7	GHOLAMAZAD Vahid (C)	4.5	23:36	1/2	50	1/2	50			2/2	100		4	4	2	6	2		3	3	-15	4	
8	BAGZADEHFARD Iman	4.0	3:22	1/1	100	1/1	100					1	1	2		1	1				-5	2	
9	SEHI Mohammad	1.5	3:22													1					-5	0	
10	TOLOUEI Mohsen	3.5	10:47	2/3	67	2/2	100	0/1	0				1	1	3	1	1				-1	4	
11	MANSOURI Hakim	2.0	3:22	0/1	0	0/1	0									1					-5	0	
*12	HADIAZHAR Omid	4.0	28:47	8/13	62	8/12	67	0/1	0	3/4	75	1	2	3	1	5	5		2	4	-15	19	
*13	ABEDI Morteza	3.0	25:51	2/4	50	2/4	50						3	3	1	3	2		3		-17	4	
14	EBRAHIMI Morteza	4.5	24:15	5/12	42	4/9	44	1/3	33	2/4	50	1	5	6	2	9	1		4	3	-11	13	
15	ABDI Hassan	2.0	3:22	0/1	0	0/1	0														-5	0	
Team / Coach																							
Totals				21/45	47	20/40	50	1/5	20	7/10	70	5	20	25	12	31	12			14	14	-23	50
Coach		AGHAKOUCHEKI Abbas																					
Assistant Coach		KHAKI Abbas																					

	BRA	IRI
Points from Turnovers	28	12
Points in the Paint	36 (18/31) 58%	22 (11/23) 48%
Second Chance Points	4	5
Fast Break Points	30	7
Bench Points	12	21

	BRA	IRI
Biggest Lead	33	6
Biggest Scoring Run	12-0 (21-10)	6-0 (0-6)
Lead Changes	3	
Times Tied		
Time Leading	32:53	6:48

Legend:			
%	Shooting Percentage	(C)	Captain
BS	Blocked Shots	DR	Defensive Rebounds
No.	Uniform Number	OR	Offensive Rebounds
ST	Steals	TO	Turnovers
*	Game Starters	FD	Fouls Drawn
+/-	Plus-Minus	PF	Fouls
M/A	Made / Attempts	TOT	Total Rebounds
PTS	Points		
AS	Assists		
MIN	Minutes Played		
Qx	Quarter Time		



Results
Resultados

Game 38

ALG 24 vs 92 USA
(4-27, 6-22, 2-24, 12-19)

Attendance: 10,926
Game Duration: 1:21

Referee: QUINTANA Mati
Umpires: BILMEZ Nureddin; VILLARD Celine

Commissioner: SAUNDERS Charles

Scoring by 5 min intervals:		Q1		Q2		Q3		Q4	
ALG	USA	2	4	6	10	12	12	15	24
ALG	USA	14	27	35	49	59	73	84	92

ALG - Algeria

No.	Name	Sport Class	MIN	Field Goals		2 Points		3 Points		Free Throws		Rebounds			AS	TO	ST	BS	PF	FD	+/-	PTS	
				M/A	%	M/A	%	M/A	%	M/A	%	OR	DR	TOT									
4	BENTRAT Mohamed Reda	3.5	4:20									1	1		1				1		-8	0	
5	CHERAITIA Faical	4.5	5:29	2/4	50	2/4	50			0/1	0	3	3	1						2	1	4	4
*6	BADRANE Ayoub	2.0	28:47	0/2	0			0/2	0			2	2		3	1			1		-55	0	
*7	MANSOURI Rafik	2.0	34:31	1/4	25	1/4	25					1	1	2	5	1			1	1	-69	2	
*8	ABASSI Mostefa	2.5	34:31	3/6	50	3/6	50					1	3	4	1	2	1		1	2	-69	6	
*9	GUEDOUN Nabil (C)	4.0	40:00	4/16	25	2/9	22	2/7	29			7	7	5	11	2			3	2	-68	10	
10	HAMACHE Djamel	1.0	5:29																		1	0	
12	MEGUEDEDEM Abdelkarim	3.0	17:06	1/4	25	1/4	25									1					-21	2	
13	ABBAD Abderraouf	1.0	5:29	0/1	0	0/1	0														1	0	
14	KSOURI Nouri	1.5	5:44																		-14	0	
*15	AYACHE Bilel	3.5	18:34	0/6	0			0/6	0			3	3		4		1	2			-39	0	
Team / Coach																							
Totals				11/43	26	9/28	32	2/15	13	0/1	0	2	20	22	9	30	6	1	9	7	-68	24	
Coach		TAGMI Lahcene																					
Assistant Coach		BRAHIMI Mustapha																					

USA - United States of America

No.	Name	Sport Class	MIN	Field Goals		2 Points		3 Points		Free Throws		Rebounds			AS	TO	ST	BS	PF	FD	+/-	PTS
				M/A	%	M/A	%	M/A	%	M/A	%	OR	DR	TOT								
2	WILLIAMS Jake	2.5	27:23	7/13	54	4/8	50	3/5	60			2	1	3	6	2	1		1		39	17
*4	TUREK Joshua	3.5	13:11	7/11	64	7/11	64			2/3	67	1	1	2	3		1			3	33	16
5	PAYE Michael (C)	3.0	15:58	4/5	80	4/5	80					1	2	3	4						19	8
8	BELL Brian	4.5	9:25	2/4	50	2/3	67	0/1	0			2	2	4	1		3		1		14	4
*9	SCOTT Matt	3.5	16:39	4/9	44	4/6	67	0/3	0			2	2	4	2	2	1				39	8
*11	SERIO Steve (C)	3.5	16:05	2/3	67	2/3	67			3/3	100	3	3	9				1	3	35	7	
12	GILBERT John	1.0	15:58	0/2	0	0/2	0					2	2								19	0
*13	LYNCH Ian	1.0	6:39									1	1			1					17	0
15	HINZE Nate	4.5	13:56	6/9	67	6/9	67					1	3	4	1	1					15	12
*16	JENIFER Trevon	2.5	17:30	2/3	67	2/3	67					2	3	5	2			1			33	4
20	ARAMBULA Jared	2.5	23:55	4/6	67	4/6	67					2	2	3	4	5		2			33	8
42	GOUGE Aaron	2.0	23:21	4/7	57	4/7	57					1	1					1	3	44	8	
Team / Coach																						
Totals				42/72	58	39/63	62	3/9	33	5/6	83	11	30	41	33	9	15	1	7	9	68	92
Coach		LYKINS Ron																				
Assistant Coach		TAYLOR Robb; SIKORA John																				

	ALG	USA
Points from Turnovers	2	36
Points in the Paint	16 (8/19) 42%	52 (26/42) 62%
Second Chance Points	2	12
Fast Break Points		22
Bench Points	6	57

	ALG	USA
Biggest Lead		70
Biggest Scoring Run	5-0 (20-84)	22-0 (12-79)
Lead Changes		
Times Tied		
Time Leading	0:00	39:46

Legend:			
%	Shooting Percentage	(C)	Captain
BS	Blocked Shots	DR	Defensive Rebounds
No.	Uniform Number	OR	Offensive Rebounds
ST	Steals	TO	Turnovers
*	Game Starters	FD	Fouls Drawn
+/-	Plus-Minus	PF	Fouls
M/A	Made / Attempts	TOT	Total Rebounds
PTS	Points		
AS	Assists		
MIN	Minutes Played		
Qx	Quarter Time		



Results Resultados

Game 39

JPN 76 vs 45 CAN
(13-9, 22-15, 19-14, 22-7)

Attendance: 7,899
Game Duration: 1:44

Referee: KINDERVATER Max

Commissioner: van MEURS Nathalie

Umpires: WOOD Benjamin; MOSEYA Arnold

Scoring by 5 min intervals:	JPN	Q1	Q2	Q3	Q4	CAN
		5	13	22	35	44
		4	9	15	24	33
				44	54	63
				33	38	43
						76
						45

JPN - Japan

No.	Name	Sport Class	MIN	Field Goals		2 Points		3 Points		Free Throws		Rebounds			AS	TO	ST	BS	PF	FD	+/-	PTS
				M/A	%	M/A	%	M/A	%	M/A	%	OR	DR	TOT								
0	CHOKAI Renshi	2.0	21:27	4/5	80	4/5	80			1/1	100		1	1	1	1	2		2	2	14	9
*2	TOYOSHIMA Akira	2.0	18:33	1/1	100	1/1	100									1			3	1	17	2
3	TSUCHIKO Daisuke	4.0	16:37	6/10	60	6/9	67	0/1	0	2/2	100		5	5					1	1	5	14
*4	FUJIMOTO Reo (C)	4.5	21:13	7/12	58	7/11	64	0/1	0	1/1	100	1	1	2	4	2			1	5	18	15
10	MIYAJIMA Tetsuya	4.0	15:06	1/2	50	1/2	50						2	2	5	2		1	4	1	9	2
11	FUJISAWA Kiyoshi	2.0	20:00	2/5	40	2/5	40						2	2			1		2		14	4
*13	CHIWAKI Mitsugu	2.5	20:00	1/2	50	1/2	50			1/2	50		8	8	1	1			2	2	17	3
*15	FUJII Shingo	1.5	9:13																		12	0
18	NAGATA Hiroyuki	2.0	20:00	2/7	29	2/7	29			2/2	100	1	1	2	1				3	1	14	6
24	MURAKAMI Naohiro	4.0	7:04	1/3	33	1/3	33								4	1	1		1		13	2
31	ISHIKAWA Takenori	1.5	10:47	0/1	0	0/1	0						3	3	1	1	1		1	1	5	0
*55	KOZAI Hiroaki	3.5	20:00	8/13	62	6/9	67	2/4	50	1/2	50		6	6	7				3	4	17	19
Team / Coach																						
Totals				33/61	54	31/55	56	2/6	33	8/10	80	1	1	2	3	11	6	1	23	18	31	76
Coach		OIKAWA Shimpei																				
Assistant Coach		KYOYA Kazuyuki																				

CAN - Canada

No.	Name	Sport Class	MIN	Field Goals		2 Points		3 Points		Free Throws		Rebounds			AS	TO	ST	BS	PF	FD	+/-	PTS
				M/A	%	M/A	%	M/A	%	M/A	%	OR	DR	TOT								
*4	GONCIN Nik	4.5	25:42	1/9	11	1/6	17	0/3	0	2/4	50		7	7	6	8			3	6	-22	4
5	MORONCHUK Ben	4.5	6:34	2/2	100	2/2	100			1/1	100		2	2		1			2		-10	5
6	HEDGES Bo (C)	2.5	25:22	5/6	83	5/6	83			1/1	100		2	2	2	1			1	1	-13	11
*7	WON Peter	2.5	18:04	1/4	25	1/4	25			0/2	0	1	2	3	1	2			2	2	-23	2
8	HICKEY Liam	4.0	13:34	0/2	0	0/1	0	0/1	0				2	2					1		-17	0
9	LANCIA Adam	4.0	3:44	0/1	0	0/1	0												1	1	-3	0
10	DINI Abdi	1.0	6:51										1	1							-4	0
11	JASSMAN Chad	1.5	25:12	0/5	0	0/3	0	0/2	0	1/2	50	1		1	1	3			2	2	-18	1
12	GREEN Deion	3.5	3:26	0/2	0	0/2	0														-5	0
*13	VERMETTE Jonathan	1.0	23:14	1/2	50	1/2	50						1	1		2			4	2	-15	2
*14	MILLER Tyler	1.5	21:17	1/4	25	1/4	25						1	2	3	1			4	1	-20	2
*15	ENG David (C)	4.5	27:00	5/12	42	4/10	40	1/2	50	7/8	88	1	5	6	2		1	1	5	-5	18	
Team / Coach																						
Totals				16/49	33	15/41	37	1/8	13	12/18	67	4	25	29	13	21		1	18	23	-31	45
Coach		BIALOWAS Stephen																				
Assistant Coach		NORDELL Darrell																				
		FROGLEY Mike																				

	JPN	CAN
Points from Turnovers	24	5
Points in the Paint	28 (14/23) 61%	14 (7/19) 37%
Second Chance Points		2
Fast Break Points	15	3
Bench Points	37	17

	JPN	CAN
Biggest Lead	31	
Biggest Scoring Run	13-0 (76-45)	5-0 (61-43)
Lead Changes		
Times Tied		1
Time Leading	38:24	0:00

Legend:	
%	Shooting Percentage
BS	Blocked Shots
No.	Uniform Number
ST	Steals
(C)	Captain
DR	Defensive Rebounds
OR	Offensive Rebounds
TO	Turnovers
*	Game Starters
FD	Fouls Drawn
PF	Fouls
TOT	Total Rebounds
+/-	Plus-Minus
M/A	Made / Attempts
PTS	Points
AS	Assists
MIN	Minutes Played
Qx	Quarter Time



Results
Resultados

Game 45

AUS 68 vs 55 JPN
(14-7, 20-13, 15-10, 19-25)

Attendance: 4,406
Game Duration: 1:38

Referee: MATHIAS Gustavo
Umpires: KUERZI Bill; JELENIC Milutin

Commissioner: VERGOOSSEN Luc

Scoring by 5 min intervals:	AUS	Q1	Q2	Q3	Q4	JPN
		8 14	24 34	42 49	57 68	
		5 7	11 20	22 30	38 55	

AUS - Australia

No.	Name	Sport Class	MIN	Field Goals		2 Points		3 Points		Free Throws		Rebounds			AS	TO	ST	BS	PF	FD	+/-	PTS
				M/A	%	M/A	%	M/A	%	M/A	%	OR	DR	TOT								
4	RUSSELL Shawn	4.0	6:16	1/2	50	1/2	50					1	1		1			2			-1	2
*5	LATHAM Bill	4.0	18:12	3/4	75	3/4	75			1/2	50	3	3	3	2	1	1		4		8	7
6	DEANS Adam	4.0	7:31	2/2	100	2/2	100			1/1	100	2	2		1			1	1	3	5	
*7	NORRIS Shaun	3.0	25:45	9/17	53	9/17	53			1/4	25	2	4	6	7	3	2		6	18	19	
8	ALLISON Joshua	1.0	13:49	1/2	50	1/2	50					1	1					3		-2	2	
*9	KNOWLES Tristan	4.0	30:01	5/8	63	5/7	71	0/1	0			7	7	9	2	1		1	3	16	10	
*10	BLAIR Jannik	1.0	31:17	1/3	33	1/3	33			1/2	50	1	2	3	1	1	2	3	1	16	3	
11	O'NEILL-THORNE Tom	3.0	4:43	1/1	100	1/1	100			0/1	0				1	1		1		-4	2	
12	SIMMONS Tige	1.0	14:05	0/1	0	0/1	0			0/2	0	1	1					3	1	3	0	
*13	McSHANE Matthew	1.5	20:49	1/1	100	1/1	100									1		1		9	2	
14	STIBNERS Brett	4.0	19:05	2/6	33	2/5	40	0/1	0			2	2	4	1			1		-6	4	
15	NESS Bradley (C)	4.5	8:27	6/7	86	6/7	86					1	1	1						5	12	
Team / Coach																						
Totals				32/54	59	32/52	62	0/2	0	4/12	33	4	26	30	26	13	7	1	17	16	13	68
Coach		ETTRIDGE Ben																				
Assistant Coach		BRENNAN Luke; KYLE Tom																				

JPN - Japan

No.	Name	Sport Class	MIN	Field Goals		2 Points		3 Points		Free Throws		Rebounds			AS	TO	ST	BS	PF	FD	+/-	PTS
				M/A	%	M/A	%	M/A	%	M/A	%	OR	DR	TOT								
0	CHOKAI Renshi	2.0	19:55	3/10	30	3/10	30			2/3	67	1	1	1	1			1	5	-2	8	
*2	TOYOSHIMA Akira	2.0	30:35	2/4	50	2/4	50					4	1	5	1					-7	4	
3	TSUCHIKO Daisuke	4.0	11:09	1/4	25	1/4	25			1/1	100	3	3					1	2	-6	3	
*4	FUJIMOTO Reo (C)	4.5	26:01	4/14	29	4/14	29					1	5	6	2		1	2	1	-9	8	
10	MIYAJIMA Tetsuya	4.0	18:36	0/4	0	0/2	0	0/2	0	3/4	75	2	2	4	7	2	4	3	2	0	3	
11	FUJISAWA Kiyoshi	2.0	19:09	3/6	50	3/6	50			2/2	100	1	1	1	1			3	2	-2	8	
*13	CHIWAKI Mitsugu	2.5	16:14	0/1	0	0/1	0			0/2	0	1	2	3		2		1	1	-15	0	
*15	FUJII Shingo	1.5	9:06									1	1		1					-9	0	
18	NAGATA Hiroyuki	2.0	13:16	3/3	100	3/3	100					2	2	4		3	1	3		-2	6	
24	MURAKAMI Naohiro	4.0	2:50	2/2	100	2/2	100													2	4	
31	ISHIKAWA Takenori	1.5	11:48	1/1	100	1/1	100					2	2	1					1	-2	2	
*55	KOZAI Hiroaki	3.5	21:21	3/10	30	2/7	29	1/3	33	2/2	100	1	2	3	7	2	1	2	3	-13	9	
Team / Coach																						
Totals				22/59	37	21/54	39	1/5	20	10/14	71	13	20	33	20	13	6	1	16	17	-13	55
Coach		OIKAWA Shimpei																				
Assistant Coach		KYOYA Kazuyuki																				

	AUS	JPN
Points from Turnovers	10	11
Points in the Paint	46 (23/31) 74%	20 (10/27) 37%
Second Chance Points	4	9
Fast Break Points	6	1
Bench Points	27	34

	AUS	JPN
Biggest Lead	22	
Biggest Scoring Run	10-0 (42-20)	5-0 (62-47)
Lead Changes		
Times Tied		
Time Leading	38:16	0:00

Legend:			
%	Shooting Percentage	(C)	Captain
BS	Blocked Shots	DR	Defensive Rebounds
No.	Uniform Number	OR	Offensive Rebounds
ST	Steals	TO	Turnovers
*	Game Starters	FD	Fouls Drawn
+/-	Plus-Minus	PF	Fouls
M/A	Made / Attempts	TOT	Total Rebounds
PTS	Points		
AS	Assists		
MIN	Minutes Played		
Qx	Quarter Time		



Results Resultados

Game 46

IRI 72 vs 48 ALG
(24-14, 19-13, 13-12, 16-9)

Attendance: 2,044

Game Duration: 1:41

Referee: PEIC Krunoslav

Commissioner: van MEURS Nathalie

Umpires: WELLS Matt; KANNO Eisuke

Scoring by 5 min intervals:	IRI	Q1		Q2		Q3		Q4	
		ALG	12	24	35	43	48	56	68
		6	14	21	27	33	39	43	48

IRI - Islamic Republic of Iran

No.	Name	Sport Class	MIN	Field Goals		2 Points		3 Points		Free Throws		Rebounds			AS	TO	ST	BS	PF	FD	+/-	PTS	
				M/A	%	M/A	%	M/A	%	M/A	%	OR	DR	TOT									
4	BALAGHI Saman	1.0	10:01																				
*5	MOHAMMAD NEZHAD Mohammad	1.0	23:56	0/1	0	0/1	0					1	1	1	1	2	1	2					
*6	HOSSEINPOUR Esmail	1.5	20:29	0/1	0	0/1	0					1	1	3	4	3			2	2			
*7	GHOLAMAZAD Vahid (C)	4.5	29:49	9/16	56	9/16	56			3/4	75	1	11	12	3	2		1	3	3			
8	BAGZADEHFARD Iman	4.0	4:19	0/2	0	0/1	0	0/1	0				1	1									
9	SEHI Mohammad	1.5	16:04	0/2	0	0/2	0					1	1	3			1		2				
10	TOLOUEI Mohsen	3.5	16:30	2/5	40	2/5	40						2	2	3	2	2		1	1			
11	MANSOURI Hakim	2.0	5:27	0/1	0			0/1	0			1	1					1					
*12	HADIAZHAR Omid	4.0	18:33	7/10	70	7/10	70					2	5	7	7	1	1		5	4			
*13	ABEDI Morteza	3.0	30:51	11/15	73	11/15	73			1/1	100	6	1	7	2	2		2	2	2			
14	EBRAHIMI Morteza	4.5	13:11	4/11	36	4/9	44	0/2	0				2	2			4	1	3	2	3		
15	ABDI Hassan	2.0	10:50	1/2	50	1/1	100	0/1	0														
Team / Coach																							
Totals				34/66	52	34/61	56	0/5	0	4/5	80	12	27	39	23	18	10	7	22	15	24		72
Coach		AGHAKOUCHEKI Abbas																					
Assistant Coach		KHAKI Abbas																					

ALG - Algeria

No.	Name	Sport Class	MIN	Field Goals		2 Points		3 Points		Free Throws		Rebounds			AS	TO	ST	BS	PF	FD	+/-	PTS	
				M/A	%	M/A	%	M/A	%	M/A	%	OR	DR	TOT									
4	BENTRAT Mohamed Reda	3.5	2:13							1/2	50		1	1						1			
5	CHERAITIA Faical	4.5	11:09	1/4	25	1/4	25					1	1	2	2		1		1	1			
6	BADRANE Ayoub	2.0	7:12	0/1	0	0/1	0						1	1	1				1	1			
7	MANSOURI Rafik	2.0	18:01	4/8	50	4/8	50					1	1	1	2				3				
*8	ABASSI Mostefa	2.5	28:51	3/4	75	3/4	75			1/2	50		2	2		4	2		1	1			
*9	GUEDOUN Nabil (C)	4.0	35:22	5/17	29	5/13	38	0/4	0	6/11	55	1	3	4	9	5	2		3	14			
10	HAMACHE Djamel	1.0	15:02	0/1	0	0/1	0						2	2	1	1			1				
*12	MEGUEDEM Abdelkarim	3.0	15:52	0/1	0	0/1	0			1/2	50	1	1	2	1	1			1	2			
*13	ABBAD Abderraouf	1.0	19:03	0/1	0	0/1	0					1	1						1				
14	KSOURI Nouri	1.5	9:28	0/1	0	0/1	0												2				
*15	AYACHE Bilel	3.5	37:47	6/16	38	5/8	63	1/8	13			1	4	5	3	7			2	1			
Team / Coach																							
Totals				19/54	35	18/42	43	1/12	8	9/17	53	11	19	30	18	22	5			15	22		-24
Coach		TAGMI Lahcene																					
Assistant Coach		BRAHIMI Mustapha																					

	IRI	ALG
Points from Turnovers	23	13
Points in the Paint	46 (23/37) 62%	28 (14/25) 56%
Second Chance Points	16	5
Fast Break Points	17	4
Bench Points	14	11

	IRI	ALG
Biggest Lead	28	2
Biggest Scoring Run	13-0 (39-21)	5-0 (24-17)
Lead Changes		1
Times Tied		3
Time Leading	36:35	0:50

Legend:			
%	Shooting Percentage	(C)	Captain
BS	Blocked Shots	DR	Defensive Rebounds
No.	Uniform Number	OR	Offensive Rebounds
ST	Steals	TO	Turnovers
*	Game Starters	FD	Fouls Drawn
+/-	Plus-Minus	PF	Fouls
M/A	Made / Attempts	TOT	Total Rebounds
PTS	Points		
AS	Assists		
MIN	Minutes Played		
Qx	Quarter Time		



Results
Resultados

Game 47

USA 65 vs 48 GBR
(13-12, 18-10, 11-15, 23-11)

Attendance: 5,218
Game Duration: 1:25

Referee: GAUTHIER Sebastien

Commissioner: MARSON Stefania

Umpires: ROJA Cristian; BILMEZ Nureddin

Scoring by 5 min intervals:

	Q1	Q2	Q3	Q4
USA	6 13	19 31	38 42	52 65
GBR	4 12	14 22	28 37	39 48

USA - United States of America

No.	Name	Sport Class	MIN	Field Goals		2 Points		3 Points		Free Throws		Rebounds			AS	TO	ST	BS	PF	FD	+/-	PTS	
				M/A	%	M/A	%	M/A	%	M/A	%	OR	DR	TOT									
2	WILLIAMS Jake	2.5	16:41	5/7	71	3/4	75	2/3	67					5	1						11	12	
4	TUREK Joshua	3.5	13:19	2/7	29	2/7	29					1	1	2	2	1			1		5	4	
*5	PAYE Michael (C)	3.0	10:00	3/4	75	3/4	75					3	3	1	1						1	6	
*8	BELL Brian	4.5	26:41	3/4	75	3/4	75			2/2	100		2	2	1		3			2	12	8	
9	SCOTT Matt	3.5	13:19	2/4	50	1/3	33	1/1	100			2	2	4	2					1	5	5	
*11	SERIO Steve (C)	3.5	28:59	4/9	44	3/7	43	1/2	50			1	4	5	8	1			2	3	7	9	
12	GILBERT John	1.0	DNP																				
*13	LYNCH Ian	1.0	30:00	1/3	33	1/3	33					2	2						1		5	2	
15	HINZE Nate	4.5	DNP																				
16	JENIFER Trevon	2.5	30:00	3/5	60	3/5	60			0/2	0	1		1	2	1	4		3	1	16	6	
20	ARAMBULA Jared	2.5	11:01	4/4	100	4/4	100			2/2	100	1	2	3	1				3	3	10	10	
*42	GOUGE Aaron	2.0	20:00	1/5	20	1/5	20			1/2	50			2	1				2	1	13	3	
Team / Coach																							
Totals				28/52	54	24/46	52	4/6	67	5/8	63	7	19	26	24	9	7			12	11	17	65
Coach		LYKINS Ron																					
Assistant Coach		TAYLOR Robb; SIKORA John																					

GBR - Great Britain

No.	Name	Sport Class	MIN	Field Goals		2 Points		3 Points		Free Throws		Rebounds			AS	TO	ST	BS	PF	FD	+/-	PTS
				M/A	%	M/A	%	M/A	%	M/A	%	OR	DR	TOT								
4	CHOUHRY Gaz	4.0	30:14	8/14	57	8/10	80	0/4	0	1/2	50	1	8	9	7	4	1		1	2	-8	17
5	BROWN Simon (C)	2.0	25:43	1/1	100	1/1	100					1		1			1		2	1	-6	2
6	MARSH Kyle	2.0	4:31	0/1	0			0/1	0												-2	0
*7	BYWATER Terry (C)	4.5	14:17	3/9	33	2/6	33	1/3	33	2/2	100		1	1					2	2	-11	9
8	MUNN Simon	4.0	8:04	1/1	100	1/1	100						1	1		1					-7	2
9	BROWN Harry	2.5	9:17										1	1		1					1	0
*10	JAMA Abdi	1.0	22:21	1/2	50	1/2	50						1	1	1						-18	2
*11	PRATT Phil	3.0	35:29	3/8	38	3/8	38			2/2	100	1	2	3	4	2				2	-15	8
*12	SAGAR Ian	3.0	18:08	1/3	33	1/3	33						1	1	1	2		1	3	1	-9	2
13	WARBURTON Gregg	2.0	8:22	1/2	50	1/2	50						2	2		1					0	2
14	MANNING Lee	4.5	DNP																			
*15	OROGBEMI Ademola	2.5	23:34	2/5	40	2/5	40					2	1	3		3			3	4	-10	4
Team / Coach																						
Totals				21/46	46	20/38	53	1/8	13	5/6	83	7	18	25	13	16	2	1	11	12	-17	48
Coach		BHANIA Haj																				
Assistant Coach		JOHNSON Joey (CAN)																				

	USA	GBR
Points from Turnovers	23	10
Points in the Paint	34 (17/28) 61%	18 (9/16) 56%
Second Chance Points	7	4
Fast Break Points	15	4
Bench Points	37	23

	USA	GBR
Biggest Lead	20	2
Biggest Scoring Run	9-0 (11-4)	8-0 (11-12)
Lead Changes		4
Times Tied		2
Time Leading	35:55	1:29

Legend:

%	Shooting Percentage	(C)	Captain	*	Game Starters	+/-	Plus-Minus	AS	Assists
BS	Blocked Shots	DNP	Did Not Play	DR	Defensive Rebounds	FD	Fouls Drawn	M/A	Made / Attempts
MIN	Minutes Played	No.	Uniform Number	OR	Offensive Rebounds	PF	Fouls	PTS	Points
Qx	Quarter Time	ST	Steals	TO	Turnovers	TOT	Total Rebounds		



Results Resultados

Game 48

NED 48 vs 66 ESP
(12-24, 9-23, 9-8, 18-11)

Attendance: 3,703
Game Duration: 1:33

Referee: REHLING Carsten
Umpires: PAJER Tomas; ELAABID Youssef

Commissioner: SAUNDERS Charles

Scoring by 5 min intervals:	NED	Q1	Q2	Q3	Q4	ESP
		8 12	19 21	28 30	32 48	
		10 24	36 47	51 55	57 66	

NED - Netherlands

No.	Name	Sport Class	MIN	Field Goals		2 Points		3 Points		Free Throws		Rebounds			AS	TO	ST	BS	PF	FD	+/-	PTS	
				M/A	%	M/A	%	M/A	%	M/A	%	OR	DR	TOT									
*0	de JONG Frank	1.0	25:59									2	2						1	1	-18	0	
*1	POGGENWISCH Robin	3.0	35:45	3/8	38	3/7	43	0/1	0	1/2	50	2	6	8	4	2				2	2	-27	7
2	van de KUILEN Marc	3.0	27:21	4/16	25	4/14	29	0/2	0			1	1	2	1	6	2		3	4	-12	8	
4	NIJMAN Sebastiao	1.5	5:25	0/1	0	0/1	0								2				1		-5	0	
*5	GROEN Walter	2.5	22:46	1/3	33	1/3	33			2/2	100	3	4	7	1				2	2	-1	4	
6	de ROOIJ Anton	1.0	11:22	0/2	0	0/2	0												1	1	3	0	
8	OP den ORTH Mendel	4.0	19:53	2/4	50	2/4	50			0/3	0	1	6	7	1	1	2	1	2	2	-20	4	
10	TOES Paul	4.5	4:44	1/1	100	1/1	100			0/2	0		1	1		1			1	1	-2	2	
*11	BELLERS Mattijs	4.5	17:07	3/7	43	3/7	43			1/1	100	1	2	3				1	1	1	1	7	
12	EVEN Gijs	4.5	1:02																		1	0	
15	ZANTINGE Quinten	3.0	1:02	1/2	50	0/1	0	1/1	100												1	3	
*23	KORKMAZ Mustafa (C)	3.0	27:34	5/17	29	4/13	31	1/4	25	2/2	100	1	2	3	2	5	1		3	2	-11	13	
Team / Coach																							
Totals				20/61	33	18/53	34	2/8	25	6/12	50	11	25	36	8	19	5	2	15	16	-18	48	
Coach		WIEGMANN Frits																					
Assistant Coach		JEBARI Mustapha										BAPTISTA Tiago											

ESP - Spain

No.	Name	Sport Class	MIN	Field Goals		2 Points		3 Points		Free Throws		Rebounds			AS	TO	ST	BS	PF	FD	+/-	PTS
				M/A	%	M/A	%	M/A	%	M/A	%	OR	DR	TOT								
*4	STIX Daniel	1.5	12:38									1	1	2							17	0
5	VERA Carlos (C)	3.0	14:44	1/5	20	1/5	20					1	2	3	1	1			2		-5	2
*7	ZARZUELA Pablo	3.0	16:17	2/3	67	2/3	67					2	2	3				1			23	4
8	SANCHEZ Francisco Javier	1.0	14:36	2/3	67	2/3	67						2	2	1						6	4
*9	ZARZUELA Alejandro	3.0	15:56	8/10	80	8/10	80			3/4	75	2	5	7		1	1			4	21	19
10	DIALLO Amadou Tijane	3.0	18:39	2/4	50	2/4	50			0/2	0	1	6	7	1	1	1		2	1	-2	4
11	RUIZ Jordi	2.5	19:14	5/12	42	4/9	44	1/3	33				2	2	4				1	2	13	11
*13	GARCIA Asier (C)	4.0	25:24	1/9	11	1/6	17	0/3	0	1/2	50	1	6	7	10	4			3	1	12	3
*14	MOURIZ David	2.5	20:46	6/11	55	4/7	57	2/4	50	1/1	100	2	1	3	1	2			2	4	5	15
15	LLAMBI Jaume	1.5	12:46												3	1	1	1		1	-5	0
17	ROMERO Jesus	3.0	14:24	1/3	33	1/3	33					1	1	2	1	4	1		3		-1	2
51	ALEJOS Agustin	4.5	14:36	1/4	25	1/3	33	0/1	0			1	3	4	2	3	3		3	2	6	2
Team / Coach																						
Totals				29/64	45	26/53	49	3/11	27	5/9	56	11	33	44	27	18	10	3	16	15	18	66
Coach		ARTACHO Jose Manuel																				
Assistant Coach		VAQUERO Miguel										GARCIA Ismael										

	NED	ESP
Points from Turnovers	7	21
Points in the Paint	18 (9/21) 43%	32 (16/32) 50%
Second Chance Points	10	8
Fast Break Points	9	16
Bench Points	17	25

	NED	ESP
Biggest Lead	2	28
Biggest Scoring Run	7-0 (28-49)	7-0 (10-21)
Lead Changes		1
Times Tied		4
Time Leading	1:07	35:21

Legend:			
%	Shooting Percentage	(C)	Captain
BS	Blocked Shots	DR	Defensive Rebounds
No.	Uniform Number	OR	Offensive Rebounds
ST	Steals	TO	Turnovers
*	Game Starters	FD	Fouls Drawn
+/-	Plus-Minus	PF	Fouls
M/A	Made / Attempts	TOT	Total Rebounds
PTS	Points		
AS	Assists		
MIN	Minutes Played		
Qx	Quarter Time		



Results Resultados

Game 49

CAN 46 vs 67 TUR
(9-14, 15-15, 13-22, 9-16)

Attendance: 6,537

Game Duration: 1:38

Referee: KINDERVATER Max

Commissioner: CONCEICAO Elias

Umpires: OSEGUERA Jaime; ZAMPONI Maurizio

Scoring by 5 min intervals:		Q1		Q2		Q3		Q4	
CAN		7	9	17	24	30	37	39	46
TUR		8	14	16	29	41	51	57	67

CAN - Canada

No.	Name	Sport Class	MIN	Field Goals		2 Points		3 Points		Free Throws		Rebounds			AS	TO	ST	BS	PF	FD	+/-	PTS	
				M/A	%	M/A	%	M/A	%	M/A	%	OR	DR	TOT									
4	GONCIN Nik	4.5	24:39	4/10	40	4/7	57	0/3	0				8	8	7	4			4	2	-13	8	
5	MORONCHUK Ben	4.5	5:22	0/2	0	0/1	0	0/1	0						1						-6	0	
*6	HEDGES Bo (C)	2.5	21:59	3/6	50	3/6	50					1	1	2	1				1	1	-11	6	
7	WON Peter	2.5	22:13	2/4	50	2/4	50			2/2	100			1	1				3	2	-12	6	
8	HICKEY Liam	4.0	16:56	3/5	60	3/5	60					1	2	3	1	1	1		3	1	-10	6	
*9	LANCIA Adam	4.0	5:57	1/1	100	1/1	100						2	2							-1	2	
10	DINI Abdi	1.0	13:11	1/1	100	1/1	100					1	1	2	1				1		-2	2	
*11	JASSMAN Chad	1.5	20:19	0/5	0	0/5	0					1	1	2	1	2			2		-12	0	
12	GREEN Deion	3.5	4:12	0/1	0			0/1	0				1	1	2				1	1	-2	0	
13	VERMETTE Jonathan	1.0	21:57	0/2	0	0/2	0			1/2	50		1	1	1	1			3		-18	1	
*14	MILLER Tyler	1.5	20:21	0/1	0	0/1	0						1	1			1		3	1	-8	0	
*15	ENG David (C)	4.5	22:54	5/12	42	5/12	42			5/10	50		7	7	3	2	2		2	7	-10	15	
Team / Coach																							
Totals				19/50	38	19/45	42	0/5	0	8/14	57	2	1	3		3				20	18	-21	46
Coach	BIALOWAS Stephen																						
Assistant Coach	NORDELL Darrell										FROGLEY Mike												

TUR - Turkey

No.	Name	Sport Class	MIN	Field Goals		2 Points		3 Points		Free Throws		Rebounds			AS	TO	ST	BS	PF	FD	+/-	PTS
				M/A	%	M/A	%	M/A	%	M/A	%	OR	DR	TOT								
1	SAFAK Kaan	4.0	6:25	0/2	0			0/2	0				1	1					1	1	-4	0
3	DALAY Kaan	2.0	10:03	1/5	20	1/5	20			1/2	50		1	1	1		1		1	1	3	3
*5	GURBULAK Ozgur (C)	4.0	27:28	8/12	67	8/10	80	0/2	0	2/2	100		5	5	10	3	2	2	2	7	24	18
*7	TOPRAK Ugur	3.0	25:20	4/11	36	3/9	33	1/2	50			1	5	6	4	1	1	1	1	5	9	9
9	ACAR Deniz	2.5	7:55							0/2	0				1		1		1	1	5	0
*10	GEZINCI Cem	4.5	30:43	5/10	50	5/10	50			1/3	33		7	7	2	1	2		2	4	17	11
*11	GUNDOGDU Fikri	1.0	22:59	1/2	50	1/2	50					1		1	1				2		12	2
13	CIRGAOGLU Yasin	1.0	5:19																1		4	0
15	SAYAK Selim	2.5	6:50	1/1	100	1/1	100						1	1		2			2	1	6	2
35	GUMUS Ferit	3.0	19:32	5/6	83	5/6	83			0/1	0	1	6	7	3	1	2		4	4	15	10
*77	AR Ismail	1.5	33:44	5/8	63	5/8	63					1		1	1	2			1		18	10
99	YAVUZ Ibrahim	4.0	3:42	1/1	100	1/1	100												1	0	2	2
Team / Coach																						
Totals				31/58	53	30/52	58	1/6	17	4/10	40	4	28	32	23	11	8	3	18	20	21	67
Coach	CIPA Tacettin																					
Assistant Coach	AKIN Ahmet										OZTURK Ali Arda											

	CAN	TUR
Points from Turnovers	14	14
Points in the Paint	12 (6/18) 33%	46 (23/35) 66%
Second Chance Points		6
Fast Break Points	6	22
Bench Points	23	17

	CAN	TUR
Biggest Lead	2	21
Biggest Scoring Run	4-0 (13-14)	6-0 (4-8)
Lead Changes		5
Times Tied		2
Time Leading	1:44	36:43

Legend:			
%	Shooting Percentage	(C)	Captain
BS	Blocked Shots	DR	Defensive Rebounds
No.	Uniform Number	OR	Offensive Rebounds
ST	Steals	TO	Turnovers
*	Game Starters	FD	Fouls Drawn
+/-	Plus-Minus	PF	Fouls
M/A	Made / Attempts	TOT	Total Rebounds
PTS	Points		
AS	Assists		
MIN	Minutes Played		
Qx	Quarter Time		



Results Resultados

Game 50

BRA 61 vs 73 GER
(8-15, 19-18, 18-21, 16-19)

Attendance: 8,164

Game Duration: 1:45

Referee: HAINES Philip

Commissioner: SAUNDERS Charles

Umpires: FRONCZAK Adam; LEE Jae Geun

Scoring by 5 min intervals:	BRA	Q1	Q2	Q3	Q4	GER			
		4	8	16	27	31	45	53	61
		6	15	27	33	41	54	62	73

BRA - Brazil

No.	Name	Sport Class	MIN	Field Goals		2 Points		3 Points		Free Throws		Rebounds			AS	TO	ST	BS	PF	FD	+/-	PTS
				M/A	%	M/A	%	M/A	%	M/A	%	OR	DR	TOT								
*4	GOMES dos SANTOS Dwan	1.0	21:52	1/1	100	1/1	100					1		1		1	1		3		-18	2
5	VIEIRA Pedro Henrique	4.0	DNP																			
*6	da SILVA Erik	3.5	33:28	10/19	53	9/15	60	1/4	25			5	5	1	2	1		3	3	-6	21	
7	SUURSOO Celestino Luciano	4.5	DNP																			
*8	dos SANTOS Paulo Cesar (C)	2.0	38:21	2/9	22	2/8	25	0/1	0			1	1	7	3			5	3	-6	4	
9	DO BONFIM Edjunior Jose	4.5	0:44									1	1							-2	0	
10	DAUINHEIMER Paulo Roberto	1.5	DNP																			
11	ARAO de CARVALHO Rodrigo	1.0	18:08	1/1	100	1/1	100					1	1						1		6	2
12	ALVES VIANA Amauri	1.5	1:39							0/2	0								1	1	-6	0
*13	de MIRANDA Leandro	4.5	39:16	6/10	60	6/9	67	0/1	0	3/4	75	1	11	12	6	2	1	2	2	-10	15	
*14	CANDIDO SANCHEZ Marcos	3.0	35:51	4/14	29	3/10	30	1/4	25	4/6	67		3	3	6	3	2	4	7	-17	13	
15	da SILVA Junior	3.0	10:41	2/5	40	2/5	40						4	4	3		1	2		-1	4	
Team / Coach												1	1	2		2						
Totals				26/59	44	24/49	49	2/10	20	7/12	58	3	27	30	23	13	6		21	16	-12	61
Coach		FRANK Tiago Jose																				
Assistant Coach		FERIANI Matteo																				

GER - Germany

No.	Name	Sport Class	MIN	Field Goals		2 Points		3 Points		Free Throws		Rebounds			AS	TO	ST	BS	PF	FD	+/-	PTS
				M/A	%	M/A	%	M/A	%	M/A	%	OR	DR	TOT								
*4	LOHMANN Bjorn (C)	1.0	35:43	0/1	0	0/1	0					1		1		1			4		15	0
5	DREIMULLER Nico	2.0	0:12																		0	0
6	HEIMBACH Matthias	1.0	16:39	1/2	50	1/2	50														-1	2
7	HUBER Christopher	1.0	DNP																			
*8	BIENEK Andre	3.0	27:38	4/11	36	4/9	44	0/2	0	5/6	83	8	8	6				3	4	10	13	
9	MAGENHEIM Sebastian	3.5	DNP																			
10	MOLLER Kai	3.0	DNP																			
11	PASSIWAN Dirk	4.5	14:09	2/9	22	1/6	17	1/3	33	1/3	33	6	6	4	3	1		3	2	1	6	
*12	HALOUSKI Alexandr	4.5	38:13	8/19	42	8/19	42			1/2	50	4	6	10	4	1	4	1	1	5	13	17
*13	HALLER Jan	2.0	27:26	4/9	44	4/9	44			1/2	50		4	4	5	1		1	5	4	10	9
*14	BOHME Thomas	3.0	40:00	9/16	56	9/13	69	0/3	0	8/8	100	7	6	13	7	4	1	1		6	12	26
15	KOHLER Dirk	4.0	DNP																			
Team / Coach												1	1	2								
Totals				28/67	42	27/59	46	1/8	13	16/21	76	13	31	44	26	10	6	3	16	21	12	73
Coach		ZELTINGER Nicolai																				
Assistant Coach		NEUMANN Ralf																				

	BRA	GER
Points from Turnovers	10	13
Points in the Paint	26 (13/26) 50%	42 (21/37) 57%
Second Chance Points	4	12
Fast Break Points	13	16
Bench Points	6	8

	BRA	GER
Biggest Lead		15
Biggest Scoring Run	9-0 (27-33)	8-0 (61-73)
Lead Changes		
Times Tied	4	
Time Leading	0:00	34:45

Legend:	
%	Shooting Percentage
BS	Blocked Shots
MIN	Minutes Played
Qx	Quarter Time
(C)	Captain
DNP	Did Not Play
No.	Uniform Number
ST	Steals
*	Game Starters
DR	Defensive Rebounds
OR	Offensive Rebounds
TO	Turnovers
+/-	Plus-Minus
FD	Fouls Drawn
PF	Fouls
TOT	Total Rebounds
AS	Assists
M/A	Made / Attempts
PTS	Points



Results Resultados

Game 56

CAN 70 vs 51 ALG
(13-5, 17-17, 20-15, 20-14)

Attendance: 2,562
Game Duration: 1:34

Referee: HAINES Philip

Commissioner: CONCEICAO Elias

Umpires: RADYKAS Linas; KINDERVATER Max

Scoring by 5 min intervals:		Q1		Q2		Q3		Q4	
CAN	4	13	21	30	40	50	62	70	
ALG	0	5	13	22	25	37	47	51	

CAN - Canada

No.	Name	Sport Class	MIN	Field Goals		2 Points		3 Points		Free Throws		Rebounds			AS	TO	ST	BS	PF	FD	+/-	PTS	
				M/A	%	M/A	%	M/A	%	M/A	%	OR	DR	TOT									
4	GONCIN Nik	4.5	22:29	7/14	50	5/9	56	2/5	40	3/5	60	1	3	4	7	3		1	4	5	13	19	
5	MORONCHUK Ben	4.5	6:10	1/2	50	0/1	0	1/1	100				2	2						1		-2	3
6	HEDGES Bo (C)	2.5	30:46	6/11	55	6/11	55					1	1	1	6	3			4		22	12	
*7	WON Peter	2.5	15:18	1/2	50	1/2	50					1	3	4	2	3			2		-2	2	
*8	HICKEY Liam	4.0	11:14	2/3	67	2/3	67			3/4	75	1	1	2	2		1		2		-6	7	
9	LANCIA Adam	4.0	6:56	1/5	20	1/5	20					1	4	5	2			1		5		2	
10	DINI Abdi	1.0	8:25	0/2	0	0/2	0			1/2	50	1	1	2		1		1	1	-1	1	1	
*11	JASSMAN Chad	1.5	18:24	1/2	50	1/1	100	0/1	0	2/2	100		1	1	1			1	1	-1	4	4	
12	GREEN Deion	3.5	6:04	1/2	50	1/2	50						2	2		1				1		2	
13	VERMETTE Jonathan	1.0	23:28	1/1	100	1/1	100					1	1	2			1		3	1	14	2	
*14	MILLER Tyler	1.5	23:39	1/3	33	1/3	33					1	6	7	1			1	3	25	2	2	
*15	ENG David (C)	4.5	27:07	7/14	50	7/14	50						5	5	3	1		2	4	27	14	14	
Team / Coach																							
Totals				29/61	48	26/54	48	3/7	43	9/13	69	1	8	9	24	13	2	1	19	18	19	70	
Coach	BIALOWAS Stephen																						
Assistant Coach	NORDELL Darrell										FROGLEY Mike												

ALG - Algeria

No.	Name	Sport Class	MIN	Field Goals		2 Points		3 Points		Free Throws		Rebounds			AS	TO	ST	BS	PF	FD	+/-	PTS	
				M/A	%	M/A	%	M/A	%	M/A	%	OR	DR	TOT									
4	BENTRAT Mohamed Reda	3.5	2:07	0/1	0	0/1	0						1	1					2		-2	0	
*5	CHERAITIA Faical	4.5	3:01	0/2	0	0/2	0						1	1		1			1		-2	0	
6	BADRANE Ayoub	2.0	30:00	3/7	43	3/6	50	0/1	0	1/2	50	2	2	4	2		1		1	2	-11	7	
7	MANSOURI Rafik	2.0	22:46	1/5	20	1/5	20					2	1	3	1			1		-19	2	2	
8	ABASSI Mostefa	2.5	34:52	1/3	33	1/3	33			1/2	50	1	3	4	1	1	5		4	3	-15	3	
*9	GUEDOUN Nabil (C)	4.0	35:51	8/27	30	6/13	46	2/14	14	4/6	67		8	8	8	3	1		3	8	-15	22	
*10	HAMACHE Djamel	1.0	3:01																	-2	0	0	
12	MEGUEDEDEM Abdelkarim	3.0	4:09	0/2	0	0/2	0					1		1		1	1			-4	0	0	
*13	ABBAD Abderraouf	1.0	6:00									3	3							-4	0	0	
14	KSOURI Nouri	1.5	18:13							0/2	0		2	2	1	1			5	2	-2	0	
*15	AYACHE Bilel	3.5	40:00	6/16	38	4/8	50	2/8	25	3/5	60		2	2	4	2		1	1	3	-19	17	
Team / Coach																							
Totals				19/63	30	15/40	38	4/23	17	9/17	53	7	25	32	17	11	8	1	18	18	-19	51	
Coach	TAGMI Lahcene																						
Assistant Coach	BRAHIMI Mustapha																						

	CAN	ALG
Points from Turnovers	10	10
Points in the Paint	24 (12/24) 50%	18 (9/17) 53%
Second Chance Points	8	4
Fast Break Points	7	15
Bench Points	41	12

	CAN	ALG
Biggest Lead	19	
Biggest Scoring Run	9-0 (60-41)	6-0 (17-13)
Lead Changes		
Times Tied		
Time Leading	39:27	0:00

Legend:			
%	Shooting Percentage	(C)	Captain
BS	Blocked Shots	DR	Defensive Rebounds
No.	Uniform Number	OR	Offensive Rebounds
ST	Steals	TO	Turnovers
*	Game Starters	FD	Fouls Drawn
+/-	Plus-Minus	PF	Fouls
M/A	Made / Attempts	TOT	Total Rebounds
PTS	Points		
AS	Assists		
MIN	Minutes Played		
Qx	Quarter Time		



Results Resultados

Game 58

ESP 70 vs 66 GER
(19-21, 15-19, 14-13, 22-13)

Attendance: 3,041

Game Duration: 1:37

Referee: KUERZI Bill

Commissioner: NISHIMURA Taichi

Umpires: PEIC Krunoslav; LAPOINTE Alexandre

Scoring by 5 min intervals:	ESP	GER	Q1		Q2		Q3		Q4	
	9	19	23	34	38	48	60	70		
	12	21	30	40	48	53	60	66		

ESP - Spain

No.	Name	Sport Class	MIN	Field Goals		2 Points		3 Points		Free Throws		Rebounds			AS	TO	ST	BS	PF	FD	+/-	PTS
				M/A	%	M/A	%	M/A	%	M/A	%	OR	DR	TOT								
*4	STIX Daniel	1.5	10:22												1				2		-2	0
5	VERA Carlos (C)	3.0	DNP																			
*7	ZARZUELA Pablo	3.0	40:00	10/13	77	10/13	77			1/4	25		1	1	4		1		3	2	4	21
8	SANCHEZ Francisco Javier	1.0	26:01	0/1	0	0/1	0			1/2	50		2	2	1	1			2	4	13	1
*9	ZARZUELA Alejandro	3.0	40:00	8/19	42	8/19	42			6/10	60	6	12	18	3	1	2	1	3	9	4	22
10	DIALLO Amadou Tijane	3.0	26:01	1/3	33	1/3	33			0/2	0	1	4	5			3	1	3	1	13	2
11	RUIZ Jordi	2.5	3:37	0/2	0	0/2	0									1					-7	0
*13	GARCIA Asier (C)	4.0	36:23	8/16	50	7/13	54	1/3	33	5/7	71	2	9	11	13	3	1		3	5	11	22
*14	MOURIZ David	2.5	13:59	1/3	33	1/2	50	0/1	0						2	1			1		-9	2
15	LLAMBI Jaume	1.5	DNP																			
17	ROMERO Jesus	3.0	3:37	0/2	0	0/2	0												1		-7	0
51	ALEJOS Agustin	4.5	DNP																			
Team / Coach												1		1		1						
Totals				28/59	47	27/55	49	1/4	25	13/25	52	10	31	41	23	9	7	3	19	21	4	70
Coach		ARTACHO Jose Manuel																				
Assistant Coach		VAQUERO Miguel										GARCIA Ismael										

GER - Germany

No.	Name	Sport Class	MIN	Field Goals		2 Points		3 Points		Free Throws		Rebounds			AS	TO	ST	BS	PF	FD	+/-	PTS
				M/A	%	M/A	%	M/A	%	M/A	%	OR	DR	TOT								
*4	LOHMANN Bjorn (C)	1.0	40:00												1				3		-4	0
5	DREIMULLER Nico	2.0	DNP																			
6	HEIMBACH Matthias	1.0	18:44	1/4	25	1/4	25												3		1	2
7	HUBER Christopher	1.0	DNP																			
*8	BIENEK Andre	3.0	31:48	6/17	35	4/9	44	2/8	25	2/2	100		4	4	8	4			3	4	-3	16
9	MAGENHEIM Sebastian	3.5	DNP																			
10	MOLLER Kai	3.0	DNP																			
11	PASSIWAN Dirk	4.5	18:59	5/11	45	2/6	33	3/5	60	1/3	33	1	5	6	2	2	1		1	3	0	14
*12	HALOUSKI Alexandr	4.5	39:45	10/20	50	10/20	50			1/7	14	5	10	15	3	2	2	1	4	7	-3	21
*13	HALLER Jan	2.0	21:16	1/3	33	1/3	33					1	2	3	3		1	1	4		-5	2
*14	BOHME Thomas	3.0	29:28	3/6	50	2/5	40	1/1	100	4/4	100	1	2	3	5			2	3	5	-6	11
15	KOHLER Dirk	4.0	DNP																			
Team / Coach													1	1		2						
Totals				26/61	43	20/47	43	6/14	43	8/16	50	8	24	32	21	11	4	4	21	19	-4	66
Coach		ZELTINGER Nicolai																				
Assistant Coach		NEUMANN Ralf																				

	ESP	GER
Points from Turnovers	13	12
Points in the Paint	42 (21/36) 58%	24 (12/30) 40%
Second Chance Points	10	8
Fast Break Points	13	4
Bench Points	3	16

	ESP	GER
Biggest Lead	4	11
Biggest Scoring Run	8-0 (48-50)	7-0 (21-30)
Lead Changes		4
Times Tied		7
Time Leading	6:27	29:23

Legend:	
%	Shooting Percentage
BS	Blocked Shots
MIN	Minutes Played
Qx	Quarter Time
(C)	Captain
DNP	Did Not Play
No.	Uniform Number
ST	Steals
*	Game Starters
DR	Defensive Rebounds
OR	Offensive Rebounds
TO	Turnovers
+/-	Plus-Minus
FD	Fouls Drawn
PF	Fouls
TOT	Total Rebounds
AS	Assists
M/A	Made / Attempts
PTS	Points



Results Resultados

Game 61

USA 70 vs 37 NED
(12-18, 15-2, 24-4, 19-13)

Attendance: 7,565
Game Duration: 1:27

Referee: URUNUELA Juan
Umpires: FRONCZAK Adam; WELLS Matt

Commissioner: NISHIMURA Taichi

Scoring by 5 min intervals:	USA	Q1	Q2	Q3	Q4	NED
		6 12	18 27	37 51	61 70	
		6 18	18 20	22 24	29 37	

USA - United States of America

No.	Name	Sport Class	MIN	Field Goals		2 Points		3 Points		Free Throws		Rebounds			AS	TO	ST	BS	PF	FD	+/-	PTS
				M/A	%	M/A	%	M/A	%	M/A	%	OR	DR	TOT								
2	WILLIAMS Jake	2.5	8:27	1/3	33	1/1	100	0/2	0			1	1	2							13	2
4	TUREK Joshua	3.5	20:01	6/13	46	6/12	50	0/1	0	2/2	100	2	7	9	2	1	1		1	2	33	14
*5	PAYE Michael (C)	3.0	15:11	3/7	43	3/7	43					1	2	3	4						-5	6
*8	BELL Brian	4.5	14:47	1/5	20	1/4	25	0/1	0	2/2	100		1	1		1		1	1	1	-1	4
9	SCOTT Matt	3.5	20:01	3/7	43	3/4	75	0/3	0	3/6	50		6	6	2		2	1	3	6	33	9
*11	SERIO Steve (C)	3.5	35:12	9/12	75	9/11	82	0/1	0			2	6	8	11	2	1		2	1	28	18
12	GILBERT John	1.0	5:12																1		1	0
*13	LYNCH Ian	1.0	30:00													1					27	0
15	HINZE Nate	4.5	5:12	1/2	50	1/2	50			0/1	0		2	2		1			2	2	1	2
16	JENIFER Trevon	2.5	21:10	1/2	50	1/2	50			1/2	50	1	1	2	1					2	30	3
20	ARAMBULA Jared	2.5	4:48	1/1	100			1/1	100						1	2	1		1		5	3
*42	GOUGE Aaron	2.0	19:59	4/6	67	4/6	67			1/3	33							1	2	0	9	
Team / Coach																						
Totals				30/58	52	29/49	59	1/9	11	9/16	56	1	26	33	23	7	6	1	12	16	33	70
Coach		LYKINS Ron																				
Assistant Coach		TAYLOR Robb										SIKORA John										

NED - Netherlands

No.	Name	Sport Class	MIN	Field Goals		2 Points		3 Points		Free Throws		Rebounds			AS	TO	ST	BS	PF	FD	+/-	PTS
				M/A	%	M/A	%	M/A	%	M/A	%	OR	DR	TOT								
*0	de JONG Frank	1.0	32:45	0/1	0	0/1	0								3				4		-26	0
*1	POGGENWISCH Robin	3.0	38:07	3/10	30	3/8	38	0/2	0			1	8	9	3	4			1	3	-30	6
2	van de KUILEN Marc	3.0	15:55	1/9	11	1/8	13	0/1	0			1	1	2	1	2			2	3	-18	2
4	NIJMAN Sebastiao	1.5	DNP																			
*5	GROEN Walter	2.5	28:31	2/4	50	2/4	50			2/2	100	1	4	5		1			3	1	-22	6
6	de ROOIJ Anton	1.0	7:15	2/4	50	2/4	50														-7	4
8	OP den ORTH Mendel	4.0	11:29										1	1		1			3	1	-11	0
10	TOES Paul	4.5	2:21																	1	-6	0
*11	BELLERS Mattijs	4.5	26:10	1/4	25	1/4	25						7	7		3			1		-16	2
12	EVEN Gijs	4.5	DNP																			
15	ZANTINGE Quinten	3.0	DNP																			
*23	KORKMAZ Mustafa (C)	3.0	37:27	7/15	47	6/12	50	1/3	33	2/3	67	1	2	3	2	4			2	3	-29	17
Team / Coach																						
Totals				16/47	34	15/41	37	1/6	17	4/5	80	4	25	29	6	20	1		16	12	-33	37
Coach		WIEGMANN Frits																				
Assistant Coach		JEBARI Mustapha										BAPTISTA Tiago										

	USA	NED
Points from Turnovers	24	6
Points in the Paint	26 (13/20) 65%	12 (6/16) 38%
Second Chance Points	6	2
Fast Break Points	2	2
Bench Points	33	6

	USA	NED
Biggest Lead	35	8
Biggest Scoring Run	18-0 (47-22)	6-0 (6-10)
Lead Changes	3	
Times Tied	4	
Time Leading	25:11	10:15

Legend:	
%	Shooting Percentage
BS	Blocked Shots
MIN	Minutes Played
Qx	Quarter Time
(C)	Captain
DNP	Did Not Play
No.	Uniform Number
ST	Steals
*	Game Starters
DR	Defensive Rebounds
OR	Offensive Rebounds
TO	Turnovers
+/-	Plus-Minus
FD	Fouls Drawn
PF	Fouls
TOT	Total Rebounds
AS	Assists
M/A	Made / Attempts
PTS	Points



Results Resultados

Game 59

GBR 74 vs 51 AUS
(11-15, 18-16, 23-14, 22-6)

Attendance: 6,272
Game Duration: 1:35

Referee: ROJA Cristian

Commissioner: van MEURS Nathalie

Umpires: MATHIAS Gustavo; OSEGUERA Jaime

Scoring by 5 min intervals:	GBR	Q1	Q2	Q3	Q4	AUS
		4 11	17 29	43 52	60 74	
		4 15	24 31	37 45	49 51	

GBR - Great Britain

No.	Name	Sport Class	MIN	Field Goals		2 Points		3 Points		Free Throws		Rebounds			AS	TO	ST	BS	PF	FD	+/-	PTS
				M/A	%	M/A	%	M/A	%	M/A	%	OR	DR	TOT								
4	CHOUHRY Gaz	4.0	25:50	3/11	27	3/10	30	0/1	0	1/4	25	1	5	6	10	2		1	3	4	15	7
5	BROWN Simon (C)	2.0	25:50	0/2	0	0/2	0					1	2	3		2			3		15	0
6	MARSH Kyle	2.0	23:03	3/8	38	3/7	43	0/1	0				1	1	3				2		22	6
*7	BYWATER Terry (C)	4.5	14:10	3/10	30	2/8	25	1/2	50	2/3	67	1	6	7	3				2	3	8	9
8	MUNN Simon	4.0	DNP																			
9	BROWN Harry	2.5	2:47	0/1	0	0/1	0												1	1	-7	0
*10	JAMA Abdi	1.0	14:10	2/2	100	2/2	100								2		1				8	4
*11	PRATT Phil	3.0	37:13	8/12	67	8/12	67			4/7	57	1	9	10	8	2	2		1	7	30	20
*12	SAGAR Ian	3.0	40:00	11/14	79	11/14	79			4/7	57	3	7	10		2	2	3	3	5	23	26
13	WARBURTON Gregg	2.0	DNP																			
14	MANNING Lee	4.5	DNP																			
*15	OROGBEMI Ademola	2.5	16:57	1/3	33	1/3	33						1	1	1				1		1	2
Team / Coach																						
Totals				31/63	49	30/59	51	1/4	25	11/21	52	8	31	39	27	6	7	4	16	20	23	74
Coach		BHANIA Haj																				
Assistant Coach		JOHNSON Joey (CAN)																				

AUS - Australia

No.	Name	Sport Class	MIN	Field Goals		2 Points		3 Points		Free Throws		Rebounds			AS	TO	ST	BS	PF	FD	+/-	PTS
				M/A	%	M/A	%	M/A	%	M/A	%	OR	DR	TOT								
4	RUSSELL Shawn	4.0	6:57	1/2	50	1/2	50								1				2		-6	2
*5	LATHAM Bill	4.0	12:55									1	2	3		1			2	1	-14	0
6	DEANS Adam	4.0	DNP																			
*7	NORRIS Shaun	3.0	33:57	6/17	35	4/10	40	2/7	29	0/3	0		5	5	8	5	1		3	4	-24	14
8	ALLISON Joshua	1.0	3:38										1	1							2	0
*9	KNOWLES Tristan	4.0	33:19	6/20	30	6/16	38	0/4	0			2	5	7	5	3	1		4	5	-22	12
*10	BLAIR Jannik	1.0	40:00	2/5	40	2/5	40						3	3		1		1	3	1	-23	4
11	O'NEILL-THORNE Tom	3.0	DNP																			
12	SIMMONS Tige	1.0	2:28																1		-1	0
*13	McSHANE Matthew	1.5	33:54										1	1	1		1	1			-24	0
14	STIBNERS Brett	4.0	18:23	3/8	38	2/7	29	1/1	100	2/4	50		2	2	2				3	4	-8	9
15	NESS Bradley (C)	4.5	14:29	4/6	67	4/6	67			2/2	100	1	6	7		2			2	1	5	10
Team / Coach																						
Totals				22/58	38	19/46	41	3/12	25	4/9	44	6	27	33	16	13	3	2	20	16	-23	51
Coach		ETTRIDGE Ben																				
Assistant Coach		BRENNAN Luke KYLE Tom																				

	GBR	AUS
Points from Turnovers	20	
Points in the Paint	30 (15/27) 56%	20 (10/22) 45%
Second Chance Points	2	4
Fast Break Points	5	4
Bench Points	13	21

	GBR	AUS
Biggest Lead	23	7
Biggest Scoring Run	11-0 (57-45)	7-0 (7-11)
Lead Changes		2
Times Tied		6
Time Leading	23:03	11:41

Legend:	
%	Shooting Percentage
BS	Blocked Shots
MIN	Minutes Played
Qx	Quarter Time
(C)	Captain
DNP	Did Not Play
No.	Uniform Number
ST	Steals
*	Game Starters
DR	Defensive Rebounds
OR	Offensive Rebounds
TO	Turnovers
+/-	Plus-Minus
FD	Fouls Drawn
PF	Fouls
TOT	Total Rebounds
AS	Assists
M/A	Made / Attempts
PTS	Points



Results Resultados

Game 60

TUR 65 vs 49 BRA
(19-8, 20-12, 14-14, 12-15)

Attendance: 8,793

Game Duration: 1:39

Referee: GAUTHIER Sebastien

Commissioner: SAUNDERS Charles

Umpires: PAJER Tomas; QUINTANA Mati

Scoring by 5 min intervals:	TUR	Q1	Q2	Q3	Q4	BRA
	5	19	33	39	49	53
	2	8	12	20	28	34
					61	65
					43	49

TUR - Turkey

No.	Name	Sport Class	MIN	Field Goals		2 Points		3 Points		Free Throws		Rebounds			AS	TO	ST	BS	PF	FD	+/-	PTS
				M/A	%	M/A	%	M/A	%	M/A	%	OR	DR	TOT								
1	SAFAK Kaan	4.0	0:35																		0	0
*3	DALAY Kaan	2.0	25:18	5/10	50	5/10	50			1/2	50	1	1	1	5	1	2		2	3	7	11
*5	GURBULAK Ozgur (C)	4.0	36:41	6/9	67	4/5	80	2/4	50	3/4	75		7	7	11	3	3		2	5	22	17
7	TOPRAK Ugur	3.0	6:46	0/1	0	0/1	0						3	3			1		2		-8	0
*9	ACAR Deniz	2.5	16:45										1	1	1	2					11	0
10	GEZINCI Cem	4.5	17:26	4/6	67	4/6	67						4	4	1	2	1		3		3	8
11	GUNDOGDU Fikri	1.0	19:56	2/5	40	2/5	40						1	1	2				3		11	4
13	CIRGAOGLU Yasin	1.0	0:35																		0	0
*15	SAYAK Selim	2.5	16:45	1/3	33	1/3	33			1/2	50		1	1	1	2	1		2	3	11	3
*35	GUMUS Ferit	3.0	35:58	8/11	73	8/11	73			0/2	0	2	8	10	5	2			1	3	18	16
77	AR Ismail	1.5	17:26	1/4	25	1/4	25								1	2	2		4		3	2
99	YAVUZ Ibrahim	4.0	5:49	2/4	50	2/4	50							1	1						2	4
Team / Coach													1	4	5							
Totals				29/53	55	27/49	55	2/4	50	5/10	50	5	30	35	25	16	10		19	14	16	65
Coach		CIPA Tacettin																				
Assistant Coach		AKIN Ahmet OZTURK Ali Arda																				

BRA - Brazil

No.	Name	Sport Class	MIN	Field Goals		2 Points		3 Points		Free Throws		Rebounds			AS	TO	ST	BS	PF	FD	+/-	PTS	
				M/A	%	M/A	%	M/A	%	M/A	%	OR	DR	TOT									
*4	GOMES dos SANTOS Dwan	1.0	23:31	0/1	0	0/1	0							1	1	1			2	2	-8	0	
5	VIEIRA Pedro Henrique	4.0	6:19	0/2	0	0/2	0			1/2	50		1	1	1				1	1	0	1	
*6	da SILVA Erik	3.5	12:17	1/6	17	1/6	17						1	4	5	1			1	1	-10	2	
7	SUURSOO Celestino Luciano	4.5	DNP																				
*8	dos SANTOS Paulo Cesar (C)	2.0	33:41	1/6	17	1/5	20	0/1	0				1	2	3	3	5	1		4	1	-16	2
9	DO BONFIM Edjunior Jose	4.5	1:54																1		3	0	
10	DAUINHEIMER Paulo Roberto	1.5	DNP																				
11	ARAO de CARVALHO Rodrigo	1.0	DNP																				
12	ALVES VIANA Amauri	1.5	22:48	2/4	50	2/4	50			0/2	0		1	1					2	1	-8	4	
*13	de MIRANDA Leandro	4.5	38:06	7/15	47	7/14	50	0/1	0	2/2	100	4	5	9	2	3	1		1	1	-19	16	
*14	CANDIDO SANCHEZ Marcos	3.0	40:00	7/15	47	6/12	50	1/3	33	3/4	75	1	3	4	4	2	2		2	11	-16	18	
15	da SILVA Junior	3.0	21:24	3/8	38	3/8	38			0/1	0	2	3	5	3	4	1		1	1	-6	6	
Team / Coach													3	3		1							
Totals				21/57	37	20/52	38	1/5	20	6/11	55	9	22	31	15	17	7	1	14	19	-16	49	
Coach		FRANK Tiago Jose																					
Assistant Coach		FERIANI Matteo																					

	TUR	BRA
Points from Turnovers	13	8
Points in the Paint	50 (25/45) 56%	28 (14/33) 42%
Second Chance Points	8	6
Fast Break Points	19	8
Bench Points	18	11

	TUR	BRA
Biggest Lead	25	1
Biggest Scoring Run	13-0 (37-12)	6-0 (37-18)
Lead Changes	2	
Times Tied		
Time Leading	36:19	2:32

Legend:			
%	Shooting Percentage	(C)	Captain
BS	Blocked Shots	DNP	Did Not Play
MIN	Minutes Played	No.	Uniform Number
Qx	Quarter Time	ST	Steals
*	Game Starters	DR	Defensive Rebounds
+/-	Plus-Minus	OR	Offensive Rebounds
AS	Assists	TO	Turnovers
M/A	Made / Attempts	FD	Fouls Drawn
PTS	Points	PF	Fouls
		TOT	Total Rebounds



Results Resultados

Game 57

JPN 65 vs 52 IRI
(21-14, 14-16, 13-8, 17-14)

Attendance: 3,017

Game Duration: 1:42

Referee: OSEGUERA Jaime

Commissioner: van MEURS Nathalie

Umpires: WARMERDAM Saskia; MAGALLANES Juan

Scoring by 5 min intervals:	JPN	Q1		Q2		Q3		Q4	
		IRI	11	21	29	35	41	48	58
		6	14	22	30	34	38	45	52

JPN - Japan

No.	Name	Sport Class	MIN	Field Goals		2 Points		3 Points		Free Throws		Rebounds			AS	TO	ST	BS	PF	FD	+/-	PTS	
				M/A	%	M/A	%	M/A	%	M/A	%	OR	DR	TOT									
0	CHOKAI Renshi	2.0	15:38	2/5	40	2/5	40			2/7	29		1	1	1		1			5	1	6	
*2	TOYOSHIMA Akira	2.0	26:07	1/2	50	1/2	50			1/3	33	1	1	1		1			1	2	10	3	
3	TSUCHIKO Daisuke	4.0	10:46	1/2	50	1/2	50			2/2	100		1	1					1	1	0	4	
*4	FUJIMOTO Reo (C)	4.5	26:07	10/19	53	10/19	53			0/2	0	2	5	7	1	1			1	4	10	20	
10	MIYAJIMA Tetsuya	4.0	13:46	2/5	40	2/5	40			2/2	100	2		2	5	2	1		1	1	4	6	
11	FUJISAWA Kiyoshi	2.0	13:53	1/2	50	1/2	50			0/2	0	1	2	3	2				1	1	3	2	
*13	CHIWAKI Mitsugu	2.5	24:22	2/2	100	2/2	100			2/2	100		8	8	1	1	1			1	12	6	
*15	FUJII Shingo	1.5	12:08																	1	2	0	
18	NAGATA Hiroyuki	2.0	13:53	1/2	50	1/2	50			0/2	0	1	1	2	2	1			2	1	3	2	
24	MURAKAMI Naohiro	4.0	4:59	2/4	50	2/4	50			0/2	0	1	1	2	1				1	1	0	4	
31	ISHIKAWA Takenori	1.5	13:59												1	2			1		8	0	
*55	KOZAI Hiroaki	3.5	24:22	5/8	63	5/7	71	0/1	0	2/2	100		3	3	14	3	1		5	12	12	12	
Team / Coach																							
Totals				27/51	53	27/50	54	0/1	0	11/26	42	1	2	3	28	12	5		8	23	13	65	
Coach		OIKAWA Shimpei																					
Assistant Coach		KYOYA Kazuyuki																					

IRI - Islamic Republic of Iran

No.	Name	Sport Class	MIN	Field Goals		2 Points		3 Points		Free Throws		Rebounds			AS	TO	ST	BS	PF	FD	+/-	PTS	
				M/A	%	M/A	%	M/A	%	M/A	%	OR	DR	TOT									
4	BALAGHI Saman	1.0	18:16	0/2	0	0/2	0						1	1		1			2		-1	0	
*5	MOHAMMAD NEZHAD Mohammad	1.0	20:51	0/1	0	0/1	0								1	1			2		-6	0	
6	HOSSEINPOUR Esmail	1.5	23:43	1/5	20	1/4	25	0/1	0						1				4	1	-8	2	
*7	GHOLAMAZAD Vahid (C)	4.5	35:14	8/16	50	7/12	58	1/4	25			3	7	10	5	2	2		1	3	-12	17	
8	BAGZADEHFARD Iman	4.0	1:53	1/1	100	1/1	100														2	2	
9	SEHI Mohammad	1.5	4:11	0/1	0	0/1	0								1						-4	0	
10	TOLOUEI Mohsen	3.5	7:07	1/2	50	1/2	50								2	1			1		-5	2	
*11	MANSOURI Hakim	2.0	12:59	1/1	100	1/1	100			2/2	100								1	1	-7	4	
12	HADIAZHAR Omid	4.0	22:44	5/11	45	5/9	56	0/2	0			5	5	3	3	1			2	1	-7	10	
13	ABEDI Morteza	3.0	24:05	2/7	29	2/6	33	0/1	0			2	3	5	3	1	1		3		-5	4	
*14	EBRAHIMI Morteza	4.5	15:58	4/7	57	3/5	60	1/2	50			2	2	4	3	1	2		5	2	-5	9	
*15	ABDI Hassan	2.0	12:59	1/3	33	1/3	33					1	1		2				2		-7	2	
Team / Coach																							
Totals				24/57	42	22/47	47	2/10	20	2/2	100	7	23	30	17	14	8		23	8	-13	52	
Coach		AGHAKOUCHEKI Abbas																					
Assistant Coach		KHAKI Abbas																					

	JPN	IRI
Points from Turnovers	14	9
Points in the Paint	34 (17/28) 61%	26 (13/23) 57%
Second Chance Points	1	10
Fast Break Points	26	6
Bench Points	24	20

	JPN	IRI
Biggest Lead	16	6
Biggest Scoring Run	13-0 (13-6)	6-0 (0-6)
Lead Changes		1
Times Tied		1
Time Leading	37:00	1:56

Legend:	
%	Shooting Percentage
BS	Blocked Shots
No.	Uniform Number
ST	Steals
(C)	Captain
DR	Defensive Rebounds
OR	Offensive Rebounds
TO	Turnovers
*	Game Starters
FD	Fouls Drawn
PF	Fouls
TOT	Total Rebounds
+/-	Plus-Minus
M/A	Made / Attempts
PTS	Points
AS	Assists
MIN	Minutes Played
Qx	Quarter Time



Results Resultados

Game 64

ESP 69 vs 63 GBR
(12-14, 23-14, 14-15, 20-20)

Attendance: 8,432

Game Duration: 1:29

Referee: KINDERVATER Max

Commissioner: van MEURS Nathalie

Umpires: GAUTHIER Sebastien; PAJER Tomas

Scoring by 5 min intervals:		Q1		Q2		Q3		Q4	
ESP		10	12	24	35	47	49	56	69
GBR		8	14	22	28	35	43	49	63

ESP - Spain

No.	Name	Sport Class	MIN	Field Goals		2 Points		3 Points		Free Throws		Rebounds			AS	TO	ST	BS	PF	FD	+/-	PTS
				M/A	%	M/A	%	M/A	%	M/A	%	OR	DR	TOT								
*4	STIX Daniel	1.5	26:00										3	3		2			2		7	0
5	VERA Carlos (C)	3.0	DNP																			
*7	ZARZUELA Pablo	3.0	40:00	5/7	71	5/7	71			4/5	80	1	5	6	5	3		1	1	3	6	14
8	SANCHEZ Francisco Javier	1.0	14:00							2/2	100				2				3	1	-1	2
*9	ZARZUELA Alejandro	3.0	40:00	9/14	64	9/13	69	0/1	0	1/2	50	2	8	10	4	3	2		1	3	6	19
10	DIALLO Amadou Tijane	3.0	14:00	4/6	67	4/6	67					2	2	4					1		-1	8
*11	RUIZ Jordi	2.5	11:47	1/7	14	1/5	20	0/2	0				1	1	2	1					-6	2
*13	GARCIA Asier (C)	4.0	40:00	8/17	47	7/12	58	1/5	20	2/2	100	1	12	13	13	3	4		2	9	6	19
14	MOURIZ David	2.5	14:13	2/4	50	2/3	67	0/1	0	1/2	50				1				2	1	13	5
15	LLAMBI Jaume	1.5	DNP																			
17	ROMERO Jesus	3.0	DNP																			
51	ALEJOS Agustin	4.5	DNP																			
Team / Coach												1		1		1						
Totals				29/55	53	28/46	61	1/9	11	10/13	77	7	31	38	24	16	6	1	12	17	6	69
Coach		ARTACHO Jose Manuel																				
Assistant Coach		VAQUERO Miguel										GARCIA Ismael										

GBR - Great Britain

No.	Name	Sport Class	MIN	Field Goals		2 Points		3 Points		Free Throws		Rebounds			AS	TO	ST	BS	PF	FD	+/-	PTS
				M/A	%	M/A	%	M/A	%	M/A	%	OR	DR	TOT								
4	CHOUDHRY Gaz	4.0	22:48	5/14	36	5/12	42	0/2	0	2/6	33		8	8	3		1		3	7	-4	12
5	BROWN Simon (C)	2.0	22:48	1/1	100	1/1	100						1	1					3		-4	2
6	MARSH Kyle	2.0	23:47	4/6	67	1/2	50	3/4	75						3	1	1		1	1	4	11
*7	BYWATER Terry (C)	4.5	17:12	3/10	30	2/4	50	1/6	17	1/2	50	1	2	3	4	2	1		3	2	-2	8
8	MUNN Simon	4.0	DNP																			
9	BROWN Harry	2.5	2:00																		-4	0
*10	JAMA Abdi	1.0	17:12	3/8	38	3/8	38					1		1	7				1		-2	6
*11	PRATT Phil	3.0	38:00	3/7	43	3/7	43					2	3	5	8	1	3	1	1	1	-2	6
*12	SAGAR Ian	3.0	40:00	9/17	53	9/17	53					3	2	5	1	2		2	2	-6	18	
13	WARBURTON Gregg	2.0	1:24												1				2		-3	0
14	MANNING Lee	4.5	DNP																			
*15	OROGBEMI Ademola	2.5	14:49													2			1	1	-7	0
Team / Coach													1	1								
Totals				28/63	44	24/51	47	4/12	33	3/8	38	7	17	24	26	9	6	3	17	12	-6	63
Coach		BHANIA Haj																				
Assistant Coach		JOHNSON Joey (CAN)																				

	ESP	GBR
Points from Turnovers	9	14
Points in the Paint	44 (22/35) 63%	32 (16/25) 64%
Second Chance Points	8	5
Fast Break Points	18	7
Bench Points	15	25

	ESP	GBR
Biggest Lead	12	4
Biggest Scoring Run	7-0 (31-22)	8-0 (47-43)
Lead Changes		7
Times Tied		5
Time Leading	30:16	5:57

Legend:	
%	Shooting Percentage
BS	Blocked Shots
MIN	Minutes Played
Qx	Quarter Time
(C)	Captain
DNP	Did Not Play
No.	Uniform Number
ST	Steals
*	Game Starters
DR	Defensive Rebounds
OR	Offensive Rebounds
TO	Turnovers
+/-	Plus-Minus
FD	Fouls Drawn
PF	Fouls
TOT	Total Rebounds
AS	Assists
M/A	Made / Attempts
PTS	Points



Results Resultados

Game 65

TUR 54 vs 74 USA
(19-20, 8-17, 9-17, 18-20)

Attendance: 8,273
Game Duration: 1:31

Referee: RADYKAS Linas

Commissioner: NISHIMURA Taichi

Umpires: REHLING Carsten; PEIC Krunoslav

Scoring by 5 min intervals:	TUR USA	Q1		Q2		Q3		Q4	
		11	19	23	27	29	36	45	54
		8	20	31	37	47	54	65	74

TUR - Turkey

No.	Name	Sport Class	MIN	Field Goals		2 Points		3 Points		Free Throws		Rebounds			AS	TO	ST	BS	PF	FD	+/-	PTS
				M/A	%	M/A	%	M/A	%	M/A	%	OR	DR	TOT								
1	SAFAK Kaan	4.0	1:42	0/2	0	0/1	0	0/1	0			1	1								-2	0
*3	DALAY Kaan	2.0	19:53	4/6	67	4/6	67			1/2	50	2	2	4			1		4	1	-9	9
*5	GURBULAK Ozgur (C)	4.0	38:18	5/17	29	4/11	36	1/6	17	2/3	67	2	8	10	11	5		4	4	-18	13	
7	TOPRAK Ugur	3.0	13:43	2/4	50	2/4	50					2	1	3	1	2	1		1		-4	4
*9	ACAR Deniz	2.5	20:56	1/2	50	1/2	50							1	1	1		1		-16	2	
10	GEZINCI Cem	4.5	13:39	3/3	100	3/3	100			0/1	0		1	1	1			1	1	-4	6	
11	GUNDOGDU Fikri	1.0	19:04	2/4	50	2/4	50					1	1	2				1	1	-4	4	
13	CIRGAOGLU Yasin	1.0	DNP																			
*15	SAYAK Selim	2.5	14:28	0/1	0	0/1	0					1	1	2				3	1	-9	0	
*35	GUMUS Ferit	3.0	32:45	5/10	50	5/10	50			2/3	67		2	2	3	2		2	3	-23	12	
77	AR Ismail	1.5	20:07	1/3	33	1/3	33						1	1	2		1	2	2	-11	2	
99	YAVUZ Ibrahim	4.0	5:25	1/2	50	1/2	50							1	1		1	1	1	0	2	
Team / Coach												1	1	2		6						
Totals				24/54	44	23/47	49	1/7	14	5/9	56	9	19	28	20	18	4	1	20	14	-20	54
Coach		CIPA Tacettin																				
Assistant Coach		AKIN Ahmet OZTURK Ali Arda																				

USA - United States of America

No.	Name	Sport Class	MIN	Field Goals		2 Points		3 Points		Free Throws		Rebounds			AS	TO	ST	BS	PF	FD	+/-	PTS
				M/A	%	M/A	%	M/A	%	M/A	%	OR	DR	TOT								
2	WILLIAMS Jake	2.5	12:09	4/6	67	4/5	80	0/1	0	2/3	67		2	2		1		1	1	-2	10	
4	TUREK Joshua	3.5	10:00	2/4	50	2/3	67	0/1	0				2	2		1		1	2	9	4	
*5	PAYE Michael (C)	3.0	14:49	3/6	50	3/6	50						1	1	5	2			1	0	6	
*8	BELL Brian	4.5	16:34	4/4	100	4/4	100					1	3	4		1		2	1	1	8	
9	SCOTT Matt	3.5	14:25	4/6	67	3/5	60	1/1	100	0/2	0		2	2	2	2		3	1	19	9	
*11	SERIO Steve (C)	3.5	33:26	6/8	75	6/8	75			5/6	83		7	7	9			1	7	20	17	
12	GILBERT John	1.0	3:26																	2	0	
*13	LYNCH Ian	1.0	15:56	0/1	0	0/1	0								1					8	0	
15	HINZE Nate	4.5	3:26	0/1	0	0/1	0						1	1						2	0	
16	JENIFER Trevon	2.5	26:34	1/4	25	1/4	25					1	3	4	3	1	4	2	2	17	2	
20	ARAMBULA Jared	2.5	16:34	1/6	17	1/5	20	0/1	0	0/1	0	1	1	2	4	1	2	3	3	8	2	
*42	GOUGE Aaron	2.0	32:41	7/10	70	7/10	70			2/2	100		1	1	3			1	1	16	16	
Team / Coach												2	1	3		1						
Totals				32/56	57	31/52	60	1/4	25	9/14	64	5	24	29	27	9	9		14	19	20	74
Coach		LYKINS Ron																				
Assistant Coach		TAYLOR Robb SIKORA John																				

	TUR	USA
Points from Turnovers	9	28
Points in the Paint	38 (19/38) 50%	36 (18/31) 58%
Second Chance Points	6	6
Fast Break Points	7	16
Bench Points	18	27

	TUR	USA
Biggest Lead	5	26
Biggest Scoring Run	6-0 (38-54)	15-0 (19-31)
Lead Changes		2
Times Tied		2
Time Leading	7:45	30:53

Legend:	
%	Shooting Percentage
BS	Blocked Shots
MIN	Minutes Played
Qx	Quarter Time
(C)	Captain
DNP	Did Not Play
No.	Uniform Number
ST	Steals
*	Game Starters
DR	Defensive Rebounds
OR	Offensive Rebounds
TO	Turnovers
+/-	Plus-Minus
FD	Fouls Drawn
PF	Fouls
TOT	Total Rebounds
AS	Assists
M/A	Made / Attempts
PTS	Points



Results Resultados

Game 70

GER 50 vs 61 NED
(15-11, 13-21, 11-17, 11-12)

Attendance: 6,894

Game Duration: 1:32

Referee: MATHIAS Gustavo

Commissioner: CONCEICAO Elias

Umpires: OSEGUERA Jaime; MAGALLANES Juan

Scoring by 5 min intervals:	GER	Q1	Q2	Q3	Q4
	GER	5 15	19 28	35 39	47 50
	NED	7 11	23 32	40 49	55 61

GER - Germany

No.	Name	Sport Class	MIN	Field Goals		2 Points		3 Points		Free Throws		Rebounds			AS	TO	ST	BS	PF	FD	+/-	PTS	
				M/A	%	M/A	%	M/A	%	M/A	%	OR	DR	TOT									
*4	LOHMANN Bjorn (C)	1.0	30:59										1	1	1				1	1	-6	0	
5	DREIMULLER Nico	2.0	12:20	0/1	0			0/1	0				1		1	1	2	1		1	1	1	0
6	HEIMBACH Matthias	1.0	14:50	1/2	50	1/2	50									2			1		-7	2	
7	HUBER Christopher	1.0	DNP																				
*8	BIENEK Andre	3.0	29:21	6/16	38	4/9	44	2/7	29	3/4	75		6	6	7	6	1	1	5	3	-3	17	
9	MAGENHEIM Sebastian	3.5	5:05										1	1	1						-3	0	
10	MOLLER Kai	3.0	7:49	1/1	100	1/1	100			3/4	75		1	1		1				2	-6	5	
11	PASSIWAN Dirk	4.5	8:34	0/2	0	0/1	0	0/1	0	2/2	100		3	3	3	3			2	1	-3	2	
*12	HALOUSKI Alexandr	4.5	30:59	5/11	45	5/11	45			5/5	100		10	10	2	1	1	1	1	4	-6	15	
*13	HALLER Jan	2.0	15:38	0/3	0	0/3	0						1	2	3	1	1				-6	0	
*14	BOHME Thomas	3.0	35:24	3/13	23	2/7	29	1/6	17				2	2	1	1			3	3	-11	7	
15	KOHLER Dirk	4.0	9:01	1/4	25	1/4	25						1	4	5						-5	2	
Team / Coach																							
Totals				17/53	32	14/38	37	3/15	20	13/15	87		1	1	2								50
Coach		ZELTINGER Nicolai																					
Assistant Coach		NEUMANN Ralf																					

NED - Netherlands

No.	Name	Sport Class	MIN	Field Goals		2 Points		3 Points		Free Throws		Rebounds			AS	TO	ST	BS	PF	FD	+/-	PTS	
				M/A	%	M/A	%	M/A	%	M/A	%	OR	DR	TOT									
*0	de JONG Frank	1.0	35:55	0/2	0	0/2	0						1	1					2		11	0	
*1	POGGENWISCH Robin	3.0	37:56	7/16	44	7/16	44			1/2	50		1	6	7	15	1	3	2	2	16	15	
2	van de KUILEN Marc	3.0	14:07	1/6	17	1/6	17						4	4	3				3	2	-2	2	
4	NIJMAN Sebastiao	1.5	DNP																				
*5	GROEN Walter	2.5	36:17	2/5	40	2/5	40						3	12	15	1	1	1	4	1	15	4	
6	de ROOIJ Anton	1.0	4:05	0/1	0	0/1	0						1	1		1			1		0	0	
8	OP den ORTH Mendel	4.0	3:43	1/1	100	1/1	100												1		-4	2	
10	TOES Paul	4.5	DNP																				
*11	BELLERS Mattijs	4.5	36:17	8/13	62	8/13	62			3/6	50		2	5	7				2	3	15	19	
12	EVEN Gijs	4.5	DNP																				
15	ZANTINGE Quinten	3.0	DNP																				
*23	KORKMAZ Mustafa (C)	3.0	31:40	9/22	41	8/18	44	1/4	25				1	2	3	7	2	1			6	4	19
Team / Coach																							
Totals				28/66	42	27/62	44	1/4	25	4/8	50		8	32	40	26	8	6		15	14	11	61
Coach		WIEGMANN Frits																					
Assistant Coach		JEBARI Mustapha BAPTISTA Tiago																					

	GER	NED
Points from Turnovers	6	12
Points in the Paint	22 (11/24) 46%	24 (12/27) 44%
Second Chance Points	2	6
Fast Break Points	10	16
Bench Points	11	4

	GER	NED
Biggest Lead	4	11
Biggest Scoring Run	5-0 (12-9)	9-0 (39-49)
Lead Changes		4
Times Tied		6
Time Leading	4:09	31:06

Legend:	
%	Shooting Percentage
BS	Blocked Shots
MIN	Minutes Played
Qx	Quarter Time
(C)	Captain
DNP	Did Not Play
No.	Uniform Number
ST	Steals
*	Game Starters
DR	Defensive Rebounds
OR	Offensive Rebounds
TO	Turnovers
+/-	Plus-Minus
FD	Fouls Drawn
PF	Fouls
TOT	Total Rebounds
AS	Assists
M/A	Made / Attempts
PTS	Points



Results Resultados

Game 72

GBR 82 vs 76 TUR
(16-22, 13-8, 14-19, 22-16, 17-11)

Attendance: 8,626

Game Duration: 2:00

Referee: PEIC Krunoslav

Commissioner: SAUNDERS Charles

Umpires: PAJER Tomas; FRONCZAK Adam

Scoring by 5 min intervals:	GBR	Q1	Q2	Q3	Q4	OT1
	TUR	6 16	22 29	35 43	56 65	82
	TUR	6 22	26 30	40 49	52 65	76

GBR - Great Britain

No.	Name	Sport Class	MIN	Field Goals		2 Points		3 Points		Free Throws		Rebounds			AS	TO	ST	BS	PF	FD	+/-	PTS
				M/A	%	M/A	%	M/A	%	M/A	%	OR	DR	TOT								
*4	CHOUHRY Gaz	4.0	16:32	2/5	40	1/4	25	1/1	100	3/4	75		4	4	1				2	5	4	8
5	BROWN Simon (C)	2.0	11:47	0/2	0	0/2	0					2	1	3	2	1			3	1	4	0
*6	MARSH Kyle	2.0	16:47	0/4	0	0/3	0	0/1	0				1	1	2						-4	0
7	BYWATER Terry (C)	4.5	24:31	9/16	56	6/9	67	3/7	43	4/4	100	1	4	5	5		1	1	3	7	25	
*8	MUNN Simon	4.0	4:45												1	1			1		0	
9	BROWN Harry	2.5	5:15									1	1						1		-6	
*10	JAMA Abdi	1.0	33:41	6/13	46	6/12	50	0/1	0				2	2	2	1			3		3	
11	PRATT Phil	3.0	39:47	5/8	63	5/8	63			1/2	50	5	5	10	13	4	2		2	4	5	
*12	SAGAR Ian	3.0	44:32	10/20	50	10/20	50			0/6	0	4	7	11	1	1	1	5	7	5	20	
13	WARBURTON Gregg	2.0	3:42													1			1		3	
14	MANNING Lee	4.5	4:25	1/3	33	1/3	33			0/2	0	1		1				1	2	-4	2	
15	OROGBEMI Ademola	2.5	19:16	1/3	33	1/3	33			2/4	50	1		1		1		1	4	13	4	
Team / Coach																						
Totals				34/74	46	30/64	47	4/10	40	10/22	45	15	27	42	26	8	6	2	21	26	6	82
Coach		BHANIA Haj																				
Assistant Coach		JOHNSON Joey (CAN)																				

TUR - Turkey

No.	Name	Sport Class	MIN	Field Goals		2 Points		3 Points		Free Throws		Rebounds			AS	TO	ST	BS	PF	FD	+/-	PTS
				M/A	%	M/A	%	M/A	%	M/A	%	OR	DR	TOT								
1	SAFAK Kaan	4.0	DNP																			
3	DALAY Kaan	2.0	27:23	7/9	78	7/9	78								3	2			4		-1	
*5	GURBULAK Ozgur (C)	4.0	43:09	6/20	30	2/6	33	4/14	29	8/9	89	3	7	10	19	7			4	10	-4	
7	TOPRAK Ugur	3.0	3:28									1	1								-7	
9	ACAR Deniz	2.5	26:06	3/4	75	3/4	75						7	7		1			1	2	1	
*10	GEZINCI Cem	4.5	17:51	4/8	50	4/8	50			1/4	25	2	5	7		1			3	2	-2	
*11	GUNDOGDU Fikri	1.0	17:03												1				1		-5	
13	CIRGAOGLU Yasin	1.0	DNP																			
15	SAYAK Selim	2.5	24:29	2/4	50	2/4	50								1				5		6	
*35	GUMUS Ferit	3.0	45:00	3/10	30	3/10	30			5/7	71	2	7	9	3	1	1		3	5	-6	
*77	AR Ismail	1.5	19:28	4/7	57	4/7	57						1	1		1	2		5	2	-7	
99	YAVUZ Ibrahim	4.0	1:03																		-5	
Team / Coach																						
Totals				29/62	47	25/48	52	4/14	29	14/20	70	10	32	42	23	15	5			26	21	-6
Coach		CIPA Tacettin																				
Assistant Coach		AKIN Ahmet																				

	GBR	TUR
Points from Turnovers	19	10
Points in the Paint	32 (16/34) 47%	46 (23/39) 59%
Second Chance Points	16	10
Fast Break Points	16	11
Bench Points	42	24

	GBR	TUR
Biggest Lead	7	10
Biggest Scoring Run	11-0 (80-75)	9-0 (63-65)
Lead Changes		5
Times Tied		7
Time Leading	7:09	31:48

Legend:	
%	Shooting Percentage
BS	Blocked Shots
MIN	Minutes Played
PTS	Points
(C)	Captain
DNP	Did Not Play
No.	Uniform Number
Qx	Quarter Time
*	Game Starters
DR	Defensive Rebounds
OR	Offensive Rebounds
ST	Steals
+/-	Plus-Minus
FD	Fouls Drawn
OTx	Overtime
TO	Turnovers
AS	Assists
M/A	Made / Attempts
PF	Fouls
TOT	Total Rebounds



Results Resultados

Game 71

AUS 69 vs 70 BRA
(20-17, 19-20, 13-17, 17-16)

Attendance: 7,803

Game Duration: 1:41

Referee: KINDERVATER Max

Commissioner: NISHIMURA Taichi

Umpires: WARMERDAM Saskia; LAPOINTE Alexandre

Scoring by 5 min intervals:		Q1		Q2		Q3		Q4	
AUS		11	20	26	39	48	52	61	69
BRA		9	17	25	37	46	54	60	70

AUS - Australia

No.	Name	Sport Class	MIN	Field Goals		2 Points		3 Points		Free Throws		Rebounds			AS	TO	ST	BS	PF	FD	+/-	PTS
				M/A	%	M/A	%	M/A	%	M/A	%	OR	DR	TOT								
4	RUSSELL Shawn	4.0	4:49									2	2							1	-4	0
*5	LATHAM Bill	4.0	11:00	3/6	50	3/6	50					4	4	1	1				2		12	6
6	DEANS Adam	4.0	11:45	1/3	33	1/3	33			2/6	33	1	2	3	1					4	0	4
*7	NORRIS Shaun	3.0	28:07	4/10	40	4/9	44	0/1	0	5/10	50	1	4	5	5	1	1			10	-3	13
8	ALLISON Joshua	1.0	7:38	1/1	100	1/1	100					1	1						1		-6	2
*9	KNOWLES Tristan	4.0	31:29	6/13	46	4/11	36	2/2	100	1/2	50	1	3	4	9	1	1	1	2	4	0	15
*10	BLAIR Jannik	1.0	35:38	1/2	50	1/2	50			0/2	0	1	3	4	1		3		3	1	6	2
11	O'NEILL-THORNE Tom	3.0	2:15	0/1	0	0/1	0			2/2	100									1	-2	2
12	SIMMONS Tige	1.0	14:50	1/2	50	1/2	50								2				3		-9	2
*13	McSHANE Matthew	1.5	21:54									1	1	1					3		7	0
14	STIBNERS Brett	4.0	17:50	5/7	71	2/4	50	3/3	100			3	3	3	1				4	1	6	13
15	NESS Bradley (C)	4.5	12:45	4/10	40	4/10	40			2/3	67	1	1	1					2	2	-12	10
Team / Coach																						
Totals				26/55	47	21/49	43	5/6	83	12/25	48	4	24	28	21	9	5	1	20	24	-1	69
Coach		ETTRIDGE Ben																				
Assistant Coach		BRENNAN Luke										KYLE Tom										

BRA - Brazil

No.	Name	Sport Class	MIN	Field Goals		2 Points		3 Points		Free Throws		Rebounds			AS	TO	ST	BS	PF	FD	+/-	PTS
				M/A	%	M/A	%	M/A	%	M/A	%	OR	DR	TOT								
4	GOMES dos SANTOS Dwan	1.0	25:19											1					2		11	0
5	VIEIRA Pedro Henrique	4.0	2:55												1				2		-2	0
6	da SILVA Erik	3.5	22:24	6/12	50	6/11	55	0/1	0	1/2	50	4	4	1	1		2	3	3	13	13	
7	SUURSOO Celestino Luciano	4.5	DNP																			
*8	dos SANTOS Paulo Cesar (C)	2.0	27:44	4/5	80	4/5	80					2	2	3	1			3	2	-1	8	
9	DO BONFIM Edjunior Jose	4.5	DNP																			
10	DAUINHEIMER Paulo Roberto	1.5	DNP																			
11	ARAO de CARVALHO Rodrigo	1.0	DNP																			
*12	ALVES VIANA Amauri	1.5	26:57	1/5	20	1/5	20					1	1		1	1		4		-8	2	
*13	de MIRANDA Leandro	4.5	40:00	9/14	64	9/14	64			6/8	75	1	14	15	2	2		4	7	1	24	
*14	CANDIDO SANCHEZ Marcos	3.0	40:00	6/15	40	4/11	36	2/4	50	3/5	60	2	5	7	16	4		4	6	1	17	
*15	da SILVA Junior	3.0	14:41	2/5	40	2/5	40			2/2	100	1	3	4	1	1		2	1	-10	6	
Team / Coach																						
Totals				28/56	50	26/51	51	2/5	40	12/17	71	5	29	34	24	12	1	2	24	19	1	70
Coach		FRANK Tiago Jose																				
Assistant Coach		FERIANI Matteo																				

	AUS	BRA
Points from Turnovers	11	11
Points in the Paint	36 (18/38) 47%	36 (18/31) 58%
Second Chance Points	3	2
Fast Break Points	12	5
Bench Points	33	13

	AUS	BRA
Biggest Lead	6	4
Biggest Scoring Run	6-0 (56-54)	6-0 (23-25)
Lead Changes		13
Times Tied		13
Time Leading	28:02	5:05

Legend:	
%	Shooting Percentage
BS	Blocked Shots
MIN	Minutes Played
Qx	Quarter Time
(C)	Captain
DNP	Did Not Play
No.	Uniform Number
ST	Steals
*	Game Starters
DR	Defensive Rebounds
OR	Offensive Rebounds
TO	Turnovers
+/-	Plus-Minus
FD	Fouls Drawn
PF	Fouls
TOT	Total Rebounds
AS	Assists
M/A	Made / Attempts
PTS	Points



Results Resultados

Game 73

ESP 52 vs 68 USA
(8-12, 15-17, 19-18, 10-21)

Attendance: 8,887
Game Duration: 1:29

Referee: WELLS Matt

Commissioner: van MEURS Nathalie

Umpires: GAUTHIER Sebastien; ROJA Cristian

Scoring by 5 min intervals:	ESP USA	Q1		Q2		Q3		Q4	
		6	8	14	23	31	42	44	52
		2	12	18	29	35	47	56	68

ESP - Spain

No.	Name	Sport Class	MIN	Field Goals		2 Points		3 Points		Free Throws		Rebounds			AS	TO	ST	BS	PF	FD	+/-	PTS	
				M/A	%	M/A	%	M/A	%	M/A	%	OR	DR	TOT									
*4	STIX Daniel	1.5	24:27	1/1	100	1/1	100					2		2					4		-8	2	
5	VERA Carlos (C)	3.0	1:03	0/1	0	0/1	0														-4	0	
*7	ZARZUELA Pablo	3.0	38:57	7/12	58	7/11	64	0/1	0	2/4	50		3	3	3	2	1		1	5	-12	16	
8	SANCHEZ Francisco Javier	1.0	14:22									1		1		1					-5	0	
*9	ZARZUELA Alejandro	3.0	39:07	9/11	82	9/11	82			2/2	100		7	7	1	3	2	1	1	2	-14	20	
10	DIALLO Amadou Tijane	3.0	3:27	0/2	0	0/2	0														-6	0	
11	RUIZ Jordi	2.5	13:28	3/7	43	2/5	40	1/2	50						4	1			5		-10	7	
*13	GARCIA Asier (C)	4.0	37:46	2/11	18	1/10	10	1/1	100			1	9	10	16	4	2	3	3	3	-9	5	
*14	MOURIZ David	2.5	13:21	0/5	0	0/4	0	0/1	0			1		1					1		-4	0	
15	LLAMBI Jaume	1.5	1:03																		-4	0	
17	ROMERO Jesus	3.0	11:56	1/2	50	1/2	50						1	1		2			2		0	2	
51	ALEJOS Agustin	4.5	1:03													1			1		-4	0	
Team / Coach												1	1	2									
Totals				23/52	44	21/47	45	2/5	40	4/6	67	6	21	27	24	16	6	4	18	10	-16		52
Coach		ARTACHO Jose Manuel																					
Assistant Coach		VAQUERO Miguel										GARCIA Ismael											

USA - United States of America

No.	Name	Sport Class	MIN	Field Goals		2 Points		3 Points		Free Throws		Rebounds			AS	TO	ST	BS	PF	FD	+/-	PTS	
				M/A	%	M/A	%	M/A	%	M/A	%	OR	DR	TOT									
2	WILLIAMS Jake	2.5	20:08	7/12	58	4/7	57	3/5	60	3/4	75	1	1	2	5	1			2	2	9	20	
4	TUREK Joshua	3.5	8:49	3/5	60	3/5	60								1					2	-1	6	
*5	PAYE Michael (C)	3.0	11:03	0/3	0	0/3	0					1	2	3	1						8	0	
*8	BELL Brian	4.5	17:35	7/9	78	7/9	78			1/2	50	3	4	7	2	1	1	1	3	1	4	15	
9	SCOTT Matt	3.5	12:25	1/2	50	1/2	50			1/2	50				1				1	1	1	3	
*11	SERIO Steve (C)	3.5	32:25	3/8	38	2/7	29	1/1	100			1	7	8	10	4	2		1	5	16	7	
12	GILBERT John	1.0	1:03																		4	0	
*13	LYNCH Ian	1.0	27:46	0/3	0	0/3	0			0/2	0				1					1	10	0	
15	HINZE Nate	4.5	10:00	2/5	40	2/5	40			3/4	75	2	1	3					3	11	7		
16	JENIFER Trevon	2.5	28:57	2/3	67	2/3	67					1	4	5	3		4		2	1	8	4	
20	ARAMBULA Jared	2.5	7:35	0/1	0	0/1	0						2	2					1		0	0	
*42	GOUGE Aaron	2.0	22:14	3/8	38	3/8	38			0/2	0	1		1		1			2	10	6		
Team / Coach												2		2		1							
Totals				28/59	47	24/53	45	4/6	67	8/16	50	12	23	35	23	9	7	1	10	18	16		68
Coach		LYKINS Ron																					
Assistant Coach		TAYLOR Robb										SIKORA John											

	ESP	USA
Points from Turnovers	6	22
Points in the Paint	36 (18/28) 64%	38 (19/33) 58%
Second Chance Points		15
Fast Break Points	13	15
Bench Points	9	40

	ESP	USA
Biggest Lead	4	16
Biggest Scoring Run	6-0 (31-35)	9-0 (44-56)
Lead Changes		1
Times Tied		4
Time Leading	4:49	31:02

Legend:	
%	Shooting Percentage
BS	Blocked Shots
No.	Uniform Number
ST	Steals
(C)	Captain
DR	Defensive Rebounds
OR	Offensive Rebounds
TO	Turnovers
*	Game Starters
FD	Fouls Drawn
PF	Fouls
TOT	Total Rebounds
+/-	Plus-Minus
M/A	Made / Attempts
PTS	Points
AS	Assists
MIN	Minutes Played
Qx	Quarter Time



Cumulative Statistics Estatísticas acumuladas

USA - United States of America

After 8 games

No.	Name	Sport Class	GP	MIN	MPG	Field Goals		2 Points		3 Points		Free Throws		Rebounds			AS	TO	ST	BS	PF	FD	+/-	PTS	PPG
						M/A	%	M/A	%	M/A	%	M/A	%	OR	DR	TOT									
2	WILLIAMS Jake	2.5	8	2:10:51	16:21	38/65	58	28/45	62	10/20	50	9/11	82	3	8	11	25	7	4	6	7	115	95	11.9	
4	TUREK Joshua	3.5	8	1:45:40	13:12	35/66	53	35/64	55	0/2	0	9/13	69	10	20	30	13	6	3	5	14	121	79	9.9	
5	PAYE Michael (C)	3.0	8	1:56:22	14:32	19/42	45	19/42	45					4	16	20	31	5	1	1	2	55	38	4.8	
8	BELL Brian	4.5	8	2:20:56	17:37	36/54	67	34/49	69	2/5	40	12/16	75	10	21	31	8	1	16	3	10	14	90	86	10.8
9	SCOTT Matt	3.5	8	1:56:29	14:33	29/53	55	24/36	67	5/17	29	8/23	35	5	14	19	21	4	6	2	9	21	141	71	8.9
11	SERIO Steve (C)	3.5	8	3:30:43	26:20	31/60	52	26/52	50	5/8	63	8/9	89	7	43	50	72	10	9	10	25	171	75	9.4	
12	GILBERT John	1.0	7	52:59	7:34	2/5	40	2/5	40					1	5	6			1		1	54	4	0.6	
13	LYNCH Ian	1.0	8	2:53:01	21:37	4/14	29	4/14	29			0/2	0	2	4	6	3	1	3	4	3	116	8	1.0	
15	HINZE Nate	4.5	7	1:06:40	9:31	16/33	48	16/33	48			3/6	50	5	14	19	2	7	1	4	6	40	35	5.0	
16	JENIFER Trevon	2.5	8	3:10:04	23:45	12/25	48	12/25	48			3/6	50	9	17	26	18	4	18	1	10	9	182	27	3.4
20	ARAMBULA Jared	2.5	8	1:44:03	13:00	17/32	53	15/28	54	2/4	50	4/6	67	5	13	18	21	9	12	9	12	9	97	40	5.0
42	GOUGE Aaron	2.0	8	3:12:12	24:01	26/49	53	26/49	53			4/9	44	2	7	9	12	2	2	8	12	143	56	7.0	
Team / Coach														10	20	30									
Totals						265/498	53	241/442	55	24/56	43	60/101	59	73	202	275	226	63	76	7	79	122	33.1	614	76.8
Opponents						157/395	40	147/335	44	10/60	17	25/38	66	40	173	213	118	157	24	12	124	79	-33.1	349	43.6

AVERAGE PER GAME

	USA	Opponents
Points from Turnovers	196	49
Points in the Paint	314 (157/255) 62%	196 (98/184) 53%
Second Chance Points	67	23
Fast Break Points	145	45
Bench Points	343	112

	USA	Opponents
Total Field Goals Made	33.1	19.6
2-Points Field Goals Made	30.1	18.4
3-Points Field Goals Made	3.0	1.3
Free Throws Made	7.5	3.1
Offensive Rebounds	9.1	5.0
Defensive Rebounds	25.3	21.6
Total Rebounds	34.4	26.6
Assists	28.3	14.8
Fouls	9.9	15.5
Turnovers	7.9	19.6
Steals	9.5	3.0
Blocked Shots	0.9	1.5
Points from Turnovers	24.5	6.1
Points in the Paint	39.3	24.5
Second Chance Points	8.4	2.9
Fast Break Points	18.1	5.6
Bench Points	42.9	14.0

Phase	USA Played	Score		Field Goals		2 Points		3 Points		Free Throws		Rebounds			AS	TO	ST	BS	PF	FD
				M/A	%	M/A	%	M/A	%	M/A	%	OR	DR	TOT						
Group B Preliminary	BRA	75:38	For	31/68	46	29/64	45	2/4	50	11/17	65	12	34	46	29	8	8	1	10	16
			Agn.	18/55	33	18/53	34	0/2	0	2/2	100	3	28	31	15	16	2		16	10
Group B Preliminary	GER	77:52	For	33/66	50	28/57	49	5/9	56	6/11	55	8	27	35	28	5	10	2	7	16
			Agn.	23/52	44	20/39	51	3/13	23	3/4	75	3	25	28	15	17	1	3	17	7
Group B Preliminary	IRI	93:44	For	41/67	61	37/58	64	4/9	44	7/13	54	11	19	30	39	7	14	1	7	17
			Agn.	21/46	46	21/42	50	0/4	0	2/5	40	6	17	23	16	24	2	2	17	7
Group B Preliminary	ALG	92:24	For	42/72	58	39/63	62	3/9	33	5/6	83	11	30	41	33	9	15	1	7	9
			Agn.	11/43	26	9/28	32	2/15	13	0/1	0	2	20	22	9	30	6	1	9	7
Group B Preliminary	GBR	65:48	For	28/52	54	24/46	52	4/6	67	5/8	63	7	19	26	24	9	7		12	11
			Agn.	21/46	46	20/38	53	1/8	13	5/6	83	7	18	25	13	16	2	1	11	12
Quarterfinal	NED	70:37	For	30/58	52	29/49	59	1/9	11	9/16	56	7	26	33	23	7	6	1	12	16
			Agn.	16/47	34	15/41	37	1/6	17	4/5	80	4	25	29	6	20	1		16	12
Semifinal	TUR	74:54	For	32/56	57	31/52	60	1/4	25	9/14	64	5	24	29	27	9	9		14	19
			Agn.	24/54	44	23/47	49	1/7	14	5/9	56	9	19	28	20	18	4	1	20	14
Gold Medal Game	ESP	68:52	For	28/59	47	24/53	45	4/6	67	8/16	50	12	23	35	23	9	7	1	10	18
			Agn.	23/52	44	21/47	45	2/5	40	4/6	67	6	21	27	24	16	6	4	18	10



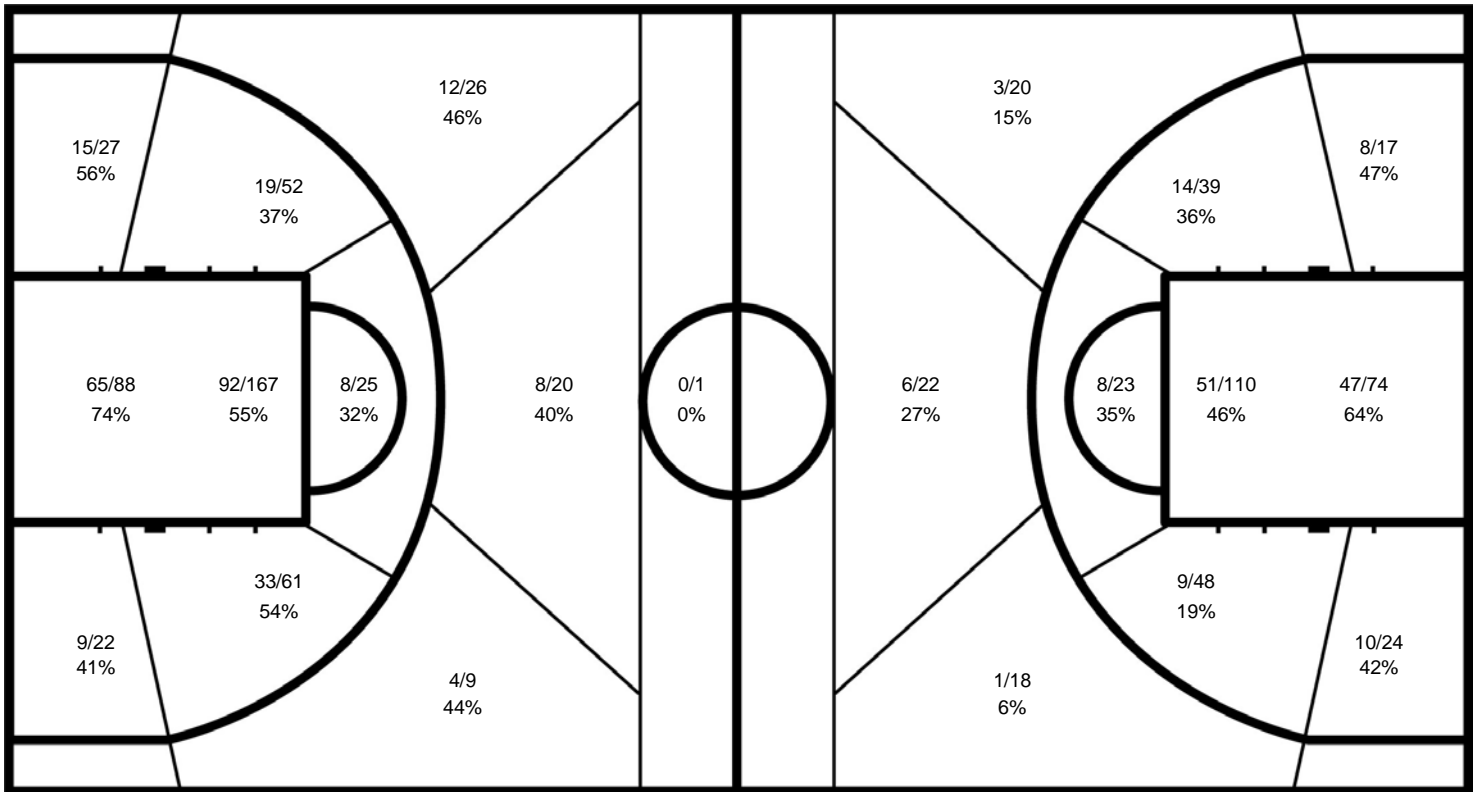
Cumulative Statistics
Estatísticas acumuladas

USA - United States of America

After 8 games

USA - United States of America

Opponents



USA

	M/A	%
Field Goals	265 / 498	53
2 Points	241 / 442	55
3 Points	24 / 56	43
Free Throws	60 / 101	59

Opponents

%	M/A	
40	157 / 395	Field Goals
44	147 / 335	2 Points
17	10 / 60	3 Points
66	25 / 38	Free Throws

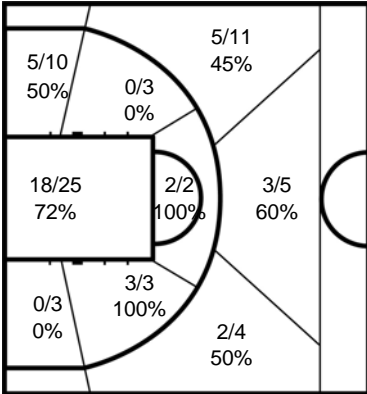


Cumulative Statistics
Estatísticas acumuladas

USA - United States of America

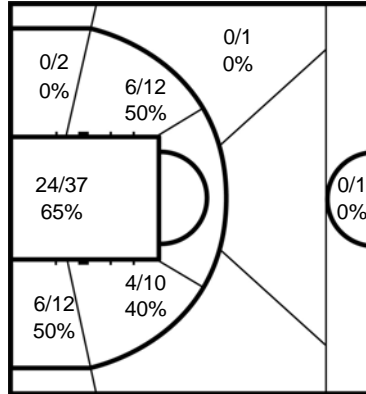
After 8 games

2 WILLIAMS Jake



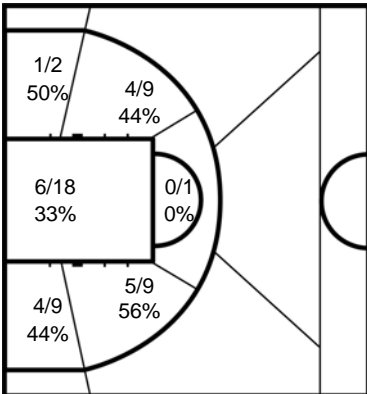
	M/A	%
Field Goals	38 / 65	58
2 Points	28 / 45	62
3 Points	10 / 20	50
Free Throws	9 / 11	82

4 TUREK Joshua



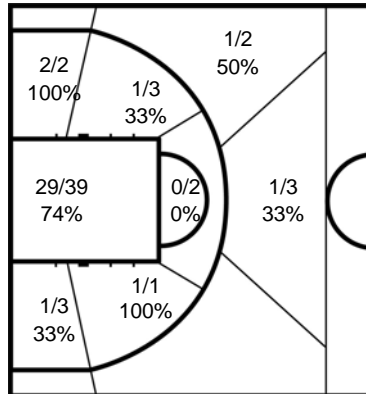
	M/A	%
Field Goals	35 / 66	53
2 Points	35 / 64	55
3 Points	0 / 2	0
Free Throws	9 / 13	69

5 PAYE Michael



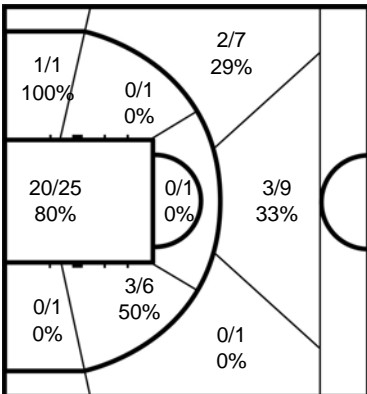
	M/A	%
Field Goals	19 / 42	45
2 Points	19 / 42	45
3 Points		
Free Throws		

8 BELL Brian



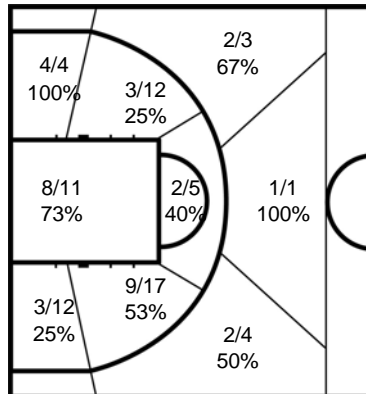
	M/A	%
Field Goals	36 / 54	67
2 Points	34 / 49	69
3 Points	2 / 5	40
Free Throws	12 / 16	75

9 SCOTT Matt



	M/A	%
Field Goals	29 / 53	55
2 Points	24 / 36	67
3 Points	5 / 17	29
Free Throws	8 / 23	35

11 SERIO Steve



	M/A	%
Field Goals	31 / 60	52
2 Points	26 / 52	50
3 Points	5 / 8	63
Free Throws	8 / 9	89

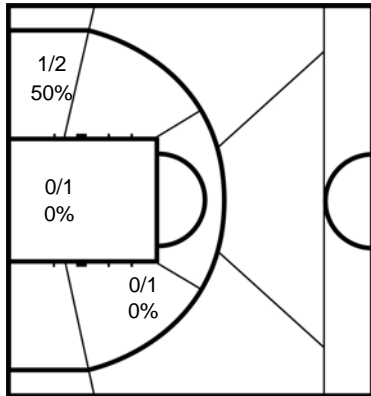


Cumulative Statistics
Estatísticas acumuladas

USA - United States of America

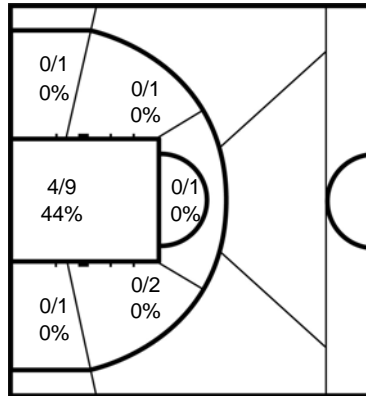
After 8 games

12 GILBERT John



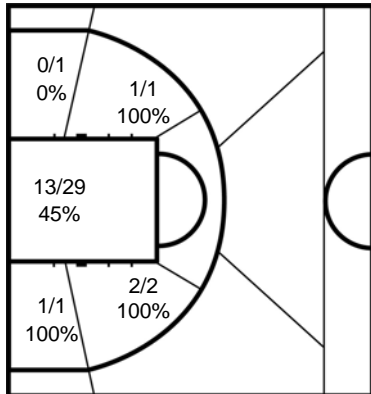
	M/A	%
Field Goals	2 / 5	40
2 Points	2 / 5	40
3 Points		
Free Throws		

13 LYNCH Ian



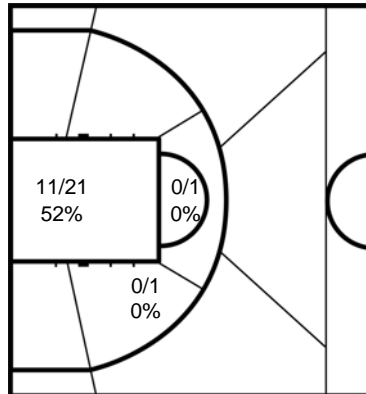
	M/A	%
Field Goals	4 / 14	29
2 Points	4 / 14	29
3 Points		
Free Throws	0 / 2	0

15 HINZE Nate



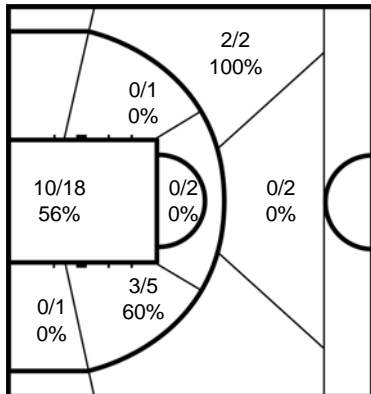
	M/A	%
Field Goals	16 / 33	48
2 Points	16 / 33	48
3 Points		
Free Throws	3 / 6	50

16 JENIFER Trevon



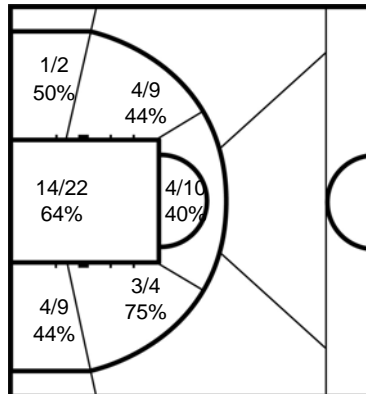
	M/A	%
Field Goals	12 / 25	48
2 Points	12 / 25	48
3 Points		
Free Throws	3 / 6	50

20 ARAMBULA Jared



	M/A	%
Field Goals	17 / 32	53
2 Points	15 / 28	54
3 Points	2 / 4	50
Free Throws	4 / 6	67

42 GOUGE Aaron



	M/A	%
Field Goals	26 / 49	53
2 Points	26 / 49	53
3 Points		
Free Throws	4 / 9	44

Legend:									
%	Shooting Percentage	(C)	Captain	+/-	Plus-Minus	Agn.	Against	AS	Assists
BS	Blocked Shots	DR	Defensive Rebounds	FD	Fouls Drawn	GP	Games Played	M / A	Made / Attempts
MIN	Minutes Played	MPG	Minutes Played per Game	No.	Uniform Number	OR	Offensive Rebounds	PF	Fouls
PPG	Points per Game	PTS	Points	ST	Steals	TO	Turnovers	TOT	Total Rebounds



Cumulative Statistics Estatísticas acumuladas

ESP - Spain

After 8 games

No.	Name	Sport Class	GP	MIN	MPG	Field Goals		2 Points		3 Points		Free Throws		Rebounds			AS	TO	ST	BS	PF	FD	+/-	PTS	PPG
						M/A	%	M/A	%	M/A	%	M/A	%	OR	DR	TOT									
4	STIX Daniel	1.5	8	2:26:54	18:21	3/3	100	3/3	100					6	11	17		6	2		16	2	42	6	0.8
5	VERA Carlos (C)	3.0	6	36:27	6:04	5/13	38	5/13	38			3/5	60	1	7	8	2	1	1		5	3	-8	13	2.2
7	ZARZUELA Pablo	3.0	8	4:35:44	34:28	45/73	62	45/72	63	0/1	0	14/24	58	7	25	32	35	12	5	4	9	25	71	104	13.0
8	SANCHEZ Francisco Javier	1.0	8	2:16:58	17:07	7/11	64	7/11	64			7/8	88	2	5	7	4	6			10	7	50	21	2.6
9	ZARZUELA Alejandro	3.0	8	4:19:55	32:29	67/112	60	67/111	60	0/1	0	13/20	65	26	60	86	20	13	11	7	11	30	72	147	18.4
10	DIALLO Amadou Tijane	3.0	8	1:56:10	14:31	10/26	38	10/26	38			2/10	20	8	25	33	1	3	6	2	11	6	33	22	2.8
11	RUIZ Jordi	2.5	8	1:56:12	14:31	24/70	34	21/54	39	3/16	19	1/2	50	2	6	8	17	8	4		9	5	-6	52	6.5
13	GARCIA Asier (C)	4.0	8	4:09:05	31:08	32/97	33	29/78	37	3/19	16	14/21	67	10	61	71	87	19	8	3	24	32	56	81	10.1
14	MOURIZ David	2.5	8	2:08:28	16:03	23/51	45	18/34	53	5/17	29	5/7	71	6	6	12	12	7	1	14	11	34	56	7.0	
15	LLAMBI Jaume	1.5	4	29:40	7:25	1/1	100	1/1	100						1	1	3	2	2	1	3	2	-12	2	0.5
17	ROMERO Jesus	3.0	7	46:53	6:41	4/9	44	4/9	44					2	4	6	3	6	2		6		-3	8	1.1
51	ALEJOS Agustin	4.5	5	57:34	11:30	10/23	43	10/20	50	0/3	0	0/2	0	5	13	18	8	10	3		6	7	21	20	4.0
Team / Coach														6	18	24		6							
Totals						231/489	47	220/432	51	11/57	19	59/99	60	81	242	323	192	99	45	18	124	131	8.8	532	66.5
Opponents						186/486	38	150/385	39	36/101	36	54/96	56	71	187	258	138	95	37	11	130	123	-8.8	462	57.8

AVERAGE PER GAME

	ESP	Opponents
Points from Turnovers	99	79
Points in the Paint	334 (167/282) 59%	198 (99/210) 47%
Second Chance Points	66	52
Fast Break Points	125	65
Bench Points	145	138

	ESP	Opponents
Total Field Goals Made	28.9	23.3
2-Points Field Goals Made	27.5	18.8
3-Points Field Goals Made	1.4	4.5
Free Throws Made	7.4	6.8
Offensive Rebounds	10.1	8.9
Defensive Rebounds	30.3	23.4
Total Rebounds	40.4	32.3
Assists	24.0	17.3
Fouls	15.5	16.3
Turnovers	12.4	11.9
Steals	5.6	4.6
Blocked Shots	2.3	1.4
Points from Turnovers	12.4	9.9
Points in the Paint	41.8	24.8
Second Chance Points	8.3	6.5
Fast Break Points	15.6	8.1
Bench Points	18.1	17.3

Phase	ESP Played	Score		Field Goals		2 Points		3 Points		Free Throws		Rebounds			AS	TO	ST	BS	PF	FD
				M/A	%	M/A	%	M/A	%	M/A	%	OR	DR	TOT						
Group A Preliminary	CAN	80:46	For	37/70	53	36/65	55	1/5	20	5/8	63	14	35	49	29	10	7	1	15	17
			Agn.	15/57	26	11/45	24	4/12	33	12/17	71	9	20	29	14	15	3		16	14
Group A Preliminary	JPN	55:39	For	25/61	41	23/53	43	2/8	25	3/6	50	7	38	45	15	9	1	3	12	13
			Agn.	18/67	27	18/59	31	0/8	0	3/7	43	12	31	43	15	7	2		13	12
Group A Preliminary	TUR	65:68	For	30/63	48	29/55	53	1/8	13	4/6	67	11	23	34	25	13	6	2	17	15
			Agn.	26/55	47	17/34	50	9/21	43	7/9	78	5	21	26	17	13	9		15	17
Group A Preliminary	AUS	75:64	For	30/65	46	30/58	52	0/7	0	15/26	58	15	30	45	25	8	2	1	15	23
			Agn.	25/63	40	18/43	42	7/20	35	7/11	64	7	26	33	14	12	1	1	23	15
Group A Preliminary	NED	66:48	For	29/64	45	26/53	49	3/11	27	5/9	56	11	33	44	27	18	10	3	16	15
			Agn.	20/61	33	18/53	34	2/8	25	6/12	50	11	25	36	8	19	5	2	15	16
Quarterfinal	GER	70:66	For	28/59	47	27/55	49	1/4	25	13/25	52	10	31	41	23	9	7	3	19	21
			Agn.	26/61	43	20/47	43	6/14	43	8/16	50	8	24	32	21	11	4	4	21	19
Semifinal	GBR	69:63	For	29/55	53	28/46	61	1/9	11	10/13	77	7	31	38	24	16	6	1	12	17
			Agn.	28/63	44	24/51	47	4/12	33	3/8	38	7	17	24	26	9	6	3	17	12
Gold Medal Game	USA	52:68	For	23/52	44	21/47	45	2/5	40	4/6	67	6	21	27	24	16	6	4	18	10
			Agn.	28/59	47	24/53	45	4/6	67	8/16	50	12	23	35	23	9	7	1	10	18



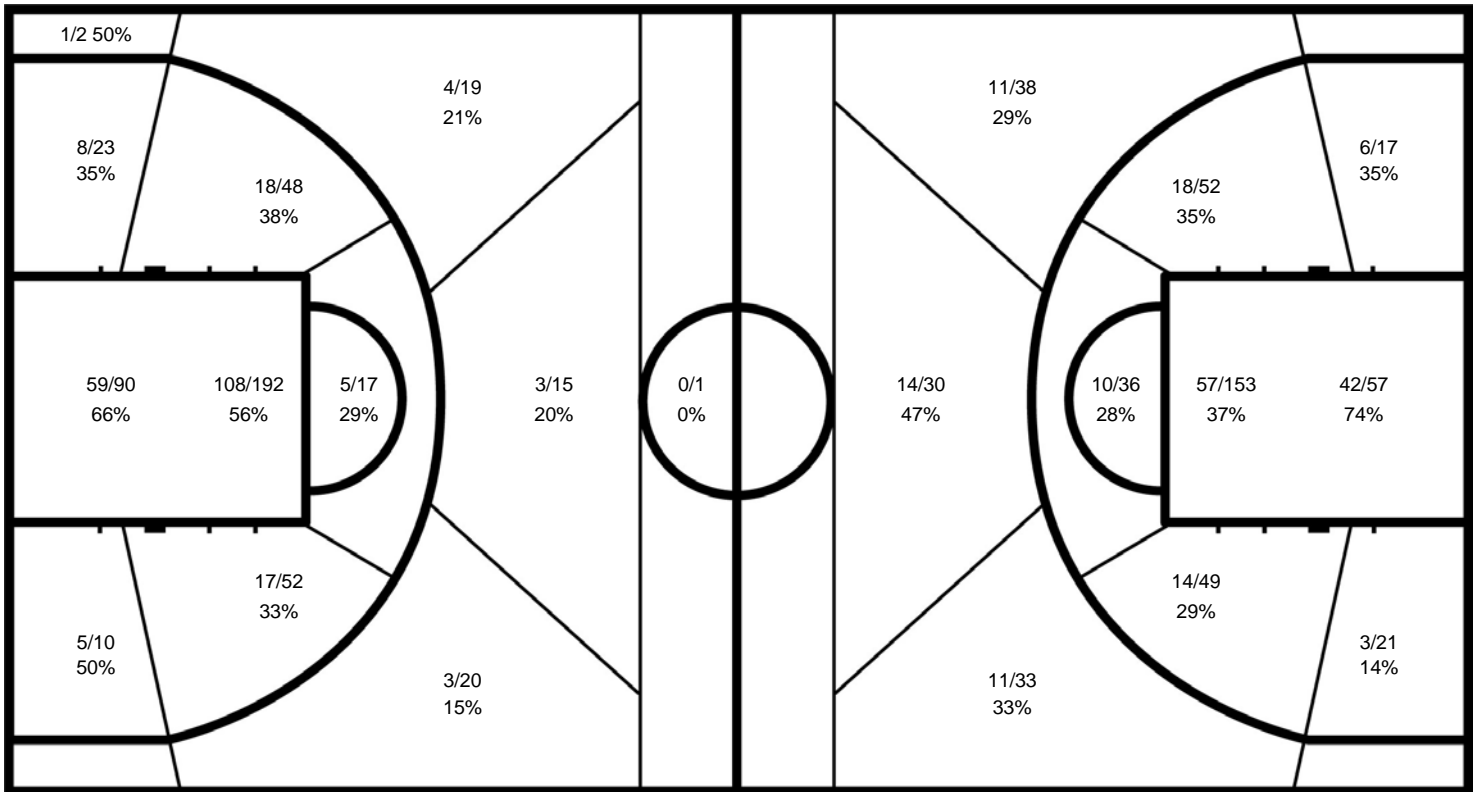
Cumulative Statistics
Estatísticas acumuladas

ESP - Spain

After 8 games

ESP - Spain

Opponents



ESP

	M/A	%
Field Goals	231 / 489	47
2 Points	220 / 432	51
3 Points	11 / 57	19
Free Throws	59 / 99	60

Opponents

%	M/A	
38	186 / 486	Field Goals
39	150 / 385	2 Points
36	36 / 101	3 Points
56	54 / 96	Free Throws

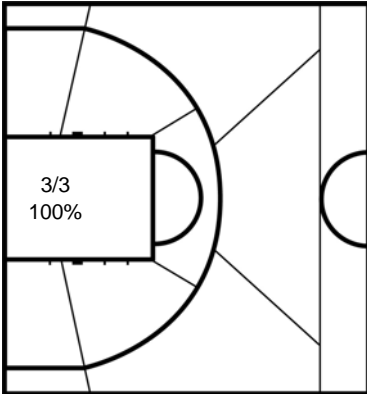


Cumulative Statistics Estatísticas acumuladas

ESP - Spain

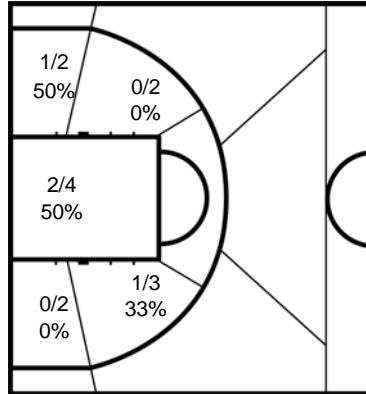
After 8 games

4 STIX Daniel



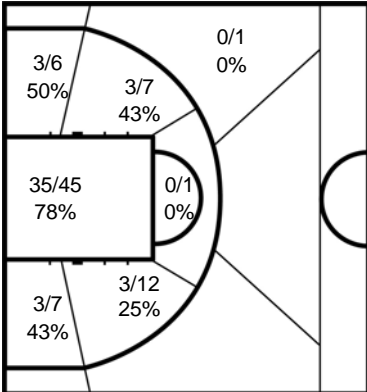
	M/A	%
Field Goals	3 / 3	100
2 Points	3 / 3	100
3 Points		
Free Throws		

5 VERA Carlos



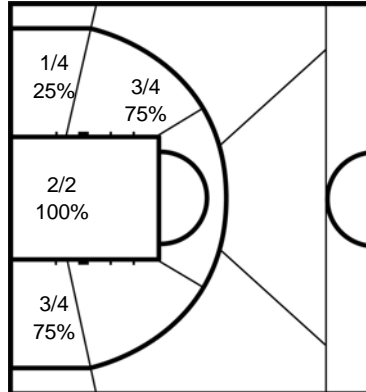
	M/A	%
Field Goals	5 / 13	38
2 Points	5 / 13	38
3 Points		
Free Throws	3 / 5	60

7 ZARZUELA Pablo



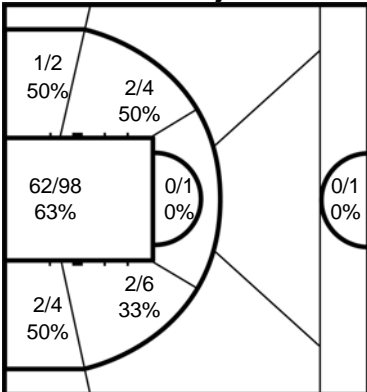
	M/A	%
Field Goals	45 / 73	62
2 Points	45 / 72	63
3 Points	0 / 1	0
Free Throws	14 / 24	58

8 SANCHEZ Francisco Javier



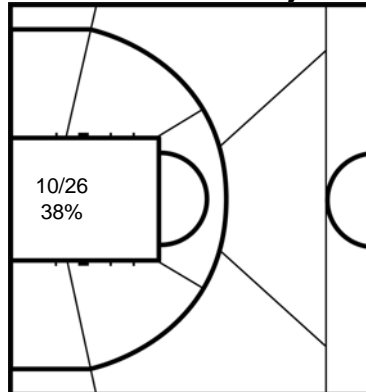
	M/A	%
Field Goals	7 / 11	64
2 Points	7 / 11	64
3 Points		
Free Throws	7 / 8	88

9 ZARZUELA Alejandro



	M/A	%
Field Goals	67 / 112	60
2 Points	67 / 111	60
3 Points	0 / 1	0
Free Throws	13 / 20	65

10 DIALLO Amadou Tijane



	M/A	%
Field Goals	10 / 26	38
2 Points	10 / 26	38
3 Points		
Free Throws	2 / 10	20

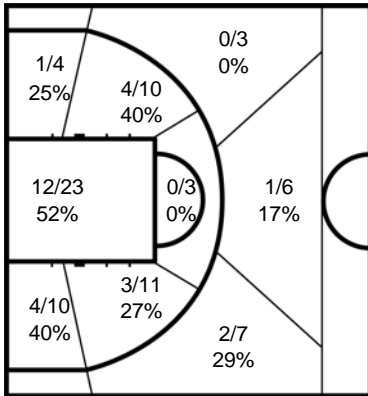


Cumulative Statistics Estatísticas acumuladas

ESP - Spain

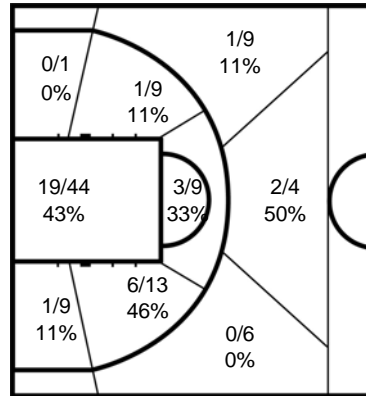
After 8 games

11 RUIZ Jordi



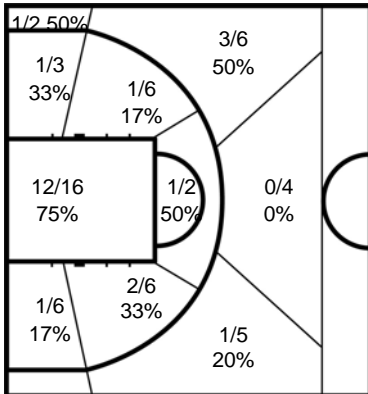
	M/A	%
Field Goals	24 / 70	34
2 Points	21 / 54	39
3 Points	3 / 16	19
Free Throws	1 / 2	50

13 GARCIA Asier



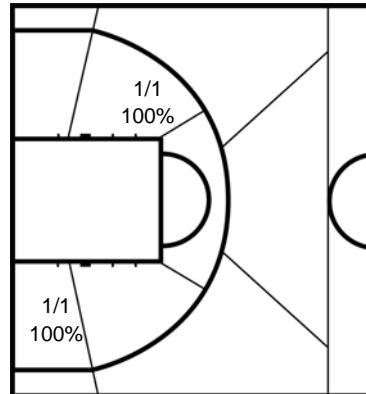
	M/A	%
Field Goals	32 / 97	33
2 Points	29 / 78	37
3 Points	3 / 19	16
Free Throws	14 / 21	67

14 MOURIZ David



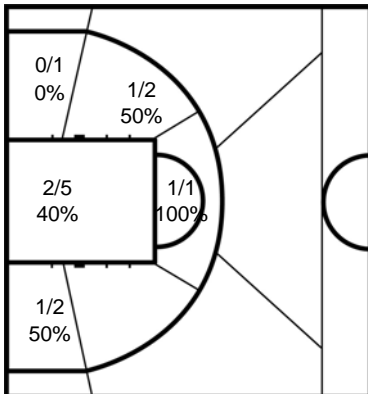
	M/A	%
Field Goals	23 / 51	45
2 Points	18 / 34	53
3 Points	5 / 17	29
Free Throws	5 / 7	71

15 LLAMBI Jaume



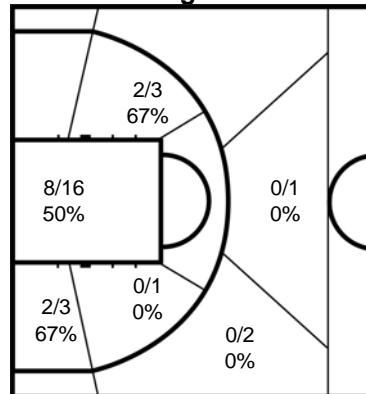
	M/A	%
Field Goals	1 / 1	100
2 Points	1 / 1	100
3 Points		
Free Throws		

17 ROMERO Jesus



	M/A	%
Field Goals	4 / 9	44
2 Points	4 / 9	44
3 Points		
Free Throws		

51 ALEJOS Agustin



	M/A	%
Field Goals	10 / 23	43
2 Points	10 / 20	50
3 Points	0 / 3	0
Free Throws	0 / 2	0

Legend:									
%	Shooting Percentage	(C)	Captain	+/-	Plus-Minus	Agn.	Against	AS	Assists
BS	Blocked Shots	DR	Defensive Rebounds	FD	Fouls Drawn	GP	Games Played	M / A	Made / Attempts
MIN	Minutes Played	MPG	Minutes Played per Game	No.	Uniform Number	OR	Offensive Rebounds	PF	Fouls
PPG	Points per Game	PTS	Points	ST	Steals	TO	Turnovers	TOT	Total Rebounds



Cumulative Statistics Estatísticas acumuladas

GBR - Great Britain

After 8 games

No.	Name	Sport Class	GP	MIN	MPG	Field Goals		2 Points		3 Points		Free Throws		Rebounds			AS	TO	ST	BS	PF	FD	+/-	PTS	PPG																																
						M/A	%	M/A	%	M/A	%	M/A	%	OR	DR	TOT																																									
4	CHOUDHRY Gaz	4.0	8	3:09:44	23:43	43/91	47	42/77	55	1/14	7	14/26	54	4	46	50	41	9	7	1	15	29	68	101	12.6																																
5	BROWN Simon (C)	2.0	8	2:33:12	19:09	3/8	38	3/8	38			0/2	0	13	8	21	8	2	5		22	5	56	6	0.8																																
6	MARSH Kyle	2.0	8	2:05:30	15:41	11/28	39	8/18	44	3/10	30			3	3	15	2	1		8	1	78	25	3.1																																	
7	BYWATER Terry (C)	4.5	8	2:13:54	16:44	37/76	49	25/50	50	12/26	46	11/15	73	3	30	33	21	6	2	1	11	19	35	97	12.1																																
8	MUNN Simon	4.0	4	30:38	7:39	7/13	54	7/13	54			0/2	0	4	5	9	1	3	2		4	2	13	14	3.5																																
9	BROWN Harry	2.5	7	57:37	8:13	3/8	38	3/8	38			1/1	100	1	4	5	9	2	2		5	4	31	7	1.0																																
10	JAMA Abdi	1.0	8	2:45:44	20:43	23/57	40	23/55	42	0/2	0	1/2	50	2	6	8	19	5	1		8	3	25	47	5.9																																
11	PRATT Phil	3.0	8	4:30:00	33:45	37/69	54	37/68	54	0/1	0	7/11	64	11	29	40	58	12	17	2	7	21	111	81	10.1																																
12	SAGAR Ian	3.0	8	4:16:07	32:00	62/103	60	62/103	60			12/25	48	19	40	59	13	12	6	9	21	24	92	136	17.0																																
13	WARBURTON Gregg	2.0	7	1:24:59	12:08	14/24	58	14/24	58			6/6	100	1	6	7	13	5	9	1	4	3	62	34	4.9																																
14	MANNING Lee	4.5	4	24:33	6:08	8/15	53	8/15	53			1/4	25	2	8	10	2	3	2	3	3	13	17	4.3																																	
15	OROGBEMI Ademola	2.5	8	2:13:02	16:37	8/17	47	8/17	47			2/6	33	3	6	9	3	8	2		13	17	36	18	2.3																																
Team / Coach												7			22			29			6																																				
Totals						256/509		50		240/456		53		16/53		30		55/100		55		70			213			283			201			74			57			14			120			131			15.5			583			72.9		
Opponents						195/453		43		179/373		48		16/80		20		53/86		62		58			203			261			140			131			35			5			131			120			-15.5			459			57.4		

AVERAGE PER GAME

	GBR	Opponents
Points from Turnovers	152	54
Points in the Paint	276 (138/237) 58%	266 (133/239) 56%
Second Chance Points	55	54
Fast Break Points	119	100
Bench Points	236	144

	GBR	Opponents
Total Field Goals Made	32.0	24.4
2-Points Field Goals Made	30.0	22.4
3-Points Field Goals Made	2.0	2.0
Free Throws Made	6.9	6.6
Offensive Rebounds	8.8	7.3
Defensive Rebounds	26.6	25.4
Total Rebounds	35.4	32.6
Assists	25.1	17.5
Fouls	15.0	16.4
Turnovers	9.3	16.4
Steals	7.1	4.4
Blocked Shots	1.8	0.6
Points from Turnovers	19.0	6.8
Points in the Paint	34.5	33.3
Second Chance Points	6.9	6.8
Fast Break Points	14.9	12.5
Bench Points	29.5	18.0

Phase	GBR Played	Score		Field Goals		2 Points		3 Points		Free Throws		Rebounds			AS	TO	ST	BS	PF	FD
				M/A	%	M/A	%	M/A	%	M/A	%	OR	DR	TOT						
Group B Preliminary	ALG	93:31	For	41/73	56	39/67	58	2/6	33	9/14	64	8	34	42	30	10	18	1	6	15
			Agn.	15/51	29	14/34	41	1/17	6	0/5	0	4	26	30	8	33	5		15	6
Group B Preliminary	IRI	84:60	For	38/65	58	36/60	60	2/5	40	6/12	50	13	26	39	33	13	8	2	18	15
			Agn.	25/59	42	24/53	45	1/6	17	9/12	75	10	16	26	16	19	4	1	15	18
Group B Preliminary	BRA	73:55	For	32/64	50	31/61	51	1/3	33	8/13	62	7	30	37	24	8	3	1	15	17
			Agn.	24/61	39	22/52	42	2/9	22	5/9	56	9	27	36	16	16	2		17	15
Group B Preliminary	GER	66:52	For	31/61	51	30/56	54	1/5	20	3/4	75	5	30	35	22	4	7		16	14
			Agn.	23/55	42	23/48	48	0/7	0	6/10	60	5	25	30	13	10	3	1	14	16
Group B Preliminary	USA	48:65	For	21/46	46	20/38	53	1/8	13	5/6	83	7	18	25	13	16	2	1	11	12
			Agn.	28/52	54	24/46	52	4/6	67	5/8	63	7	19	26	24	9	7		12	11
Quarterfinal	AUS	74:51	For	31/63	49	30/59	51	1/4	25	11/21	52	8	31	39	27	6	7	4	16	20
			Agn.	22/58	38	19/46	41	3/12	25	4/9	44	6	27	33	16	13	3	2	20	16
Semifinal	ESP	63:69	For	28/63	44	24/51	47	4/12	33	3/8	38	7	17	24	26	9	6	3	17	12
			Agn.	29/55	53	28/46	61	1/9	11	10/13	77	7	31	38	24	16	6	1	12	17
Bronze Medal Game	TUR	82:76	For	34/74	46	30/64	47	4/10	40	10/22	45	15	27	42	26	8	6	2	21	26
			Agn.	29/62	47	25/48	52	4/14	29	14/20	70	10	32	42	23	15	5		26	21



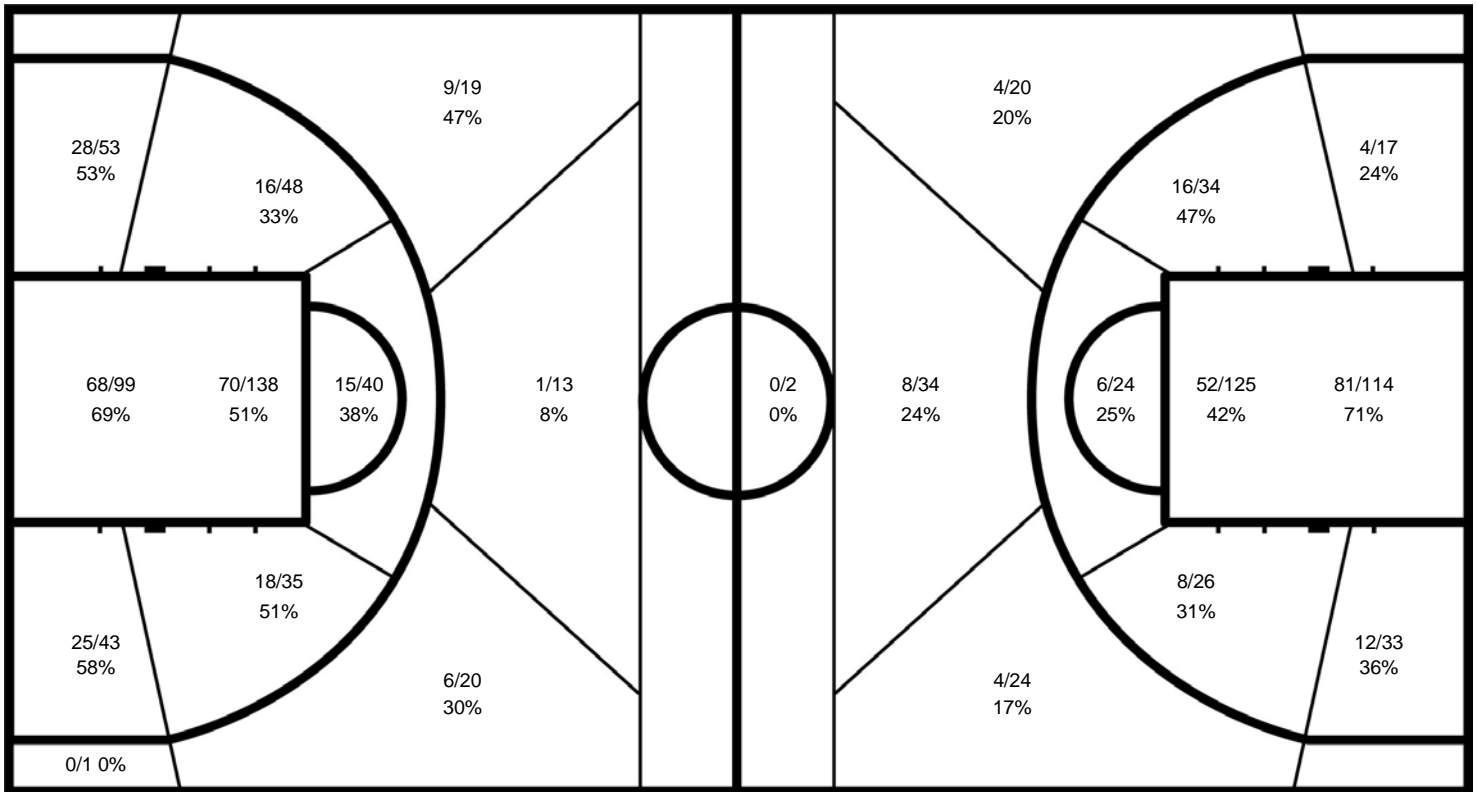
Cumulative Statistics
Estatísticas acumuladas

GBR - Great Britain

After 8 games

GBR - Great Britain

Opponents



GBR

	M/A	%
Field Goals	256 / 509	50
2 Points	240 / 456	53
3 Points	16 / 53	30
Free Throws	55 / 100	55

Opponents

%	M/A	
43	195 / 453	Field Goals
48	179 / 373	2 Points
20	16 / 80	3 Points
62	53 / 86	Free Throws

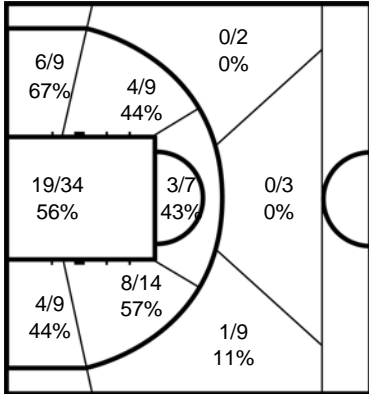


Cumulative Statistics Estatísticas acumuladas

GBR - Great Britain

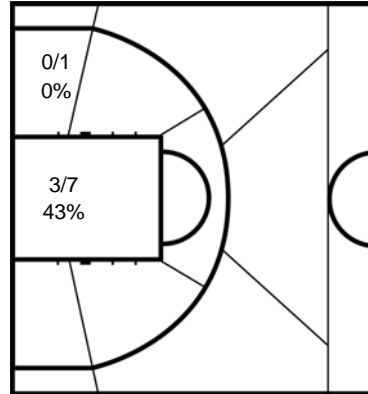
After 8 games

4 CHOUDHRY Gaz



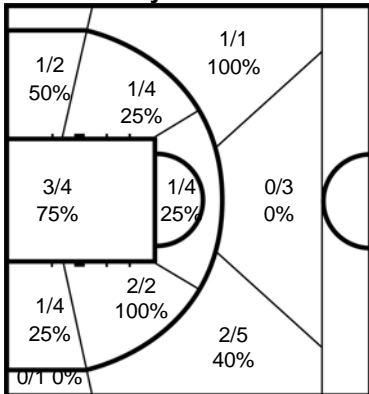
	M/A	%
Field Goals	43 / 91	47
2 Points	42 / 77	55
3 Points	1 / 14	7
Free Throws	14 / 26	54

5 BROWN Simon



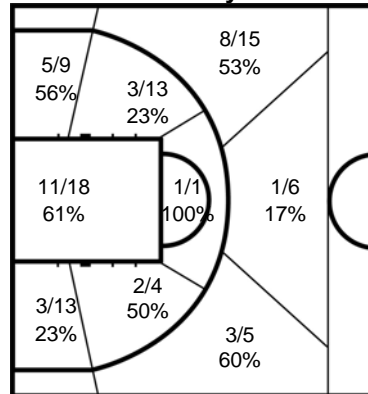
	M/A	%
Field Goals	3 / 8	38
2 Points	3 / 8	38
3 Points		
Free Throws	0 / 2	0

6 MARSH Kyle



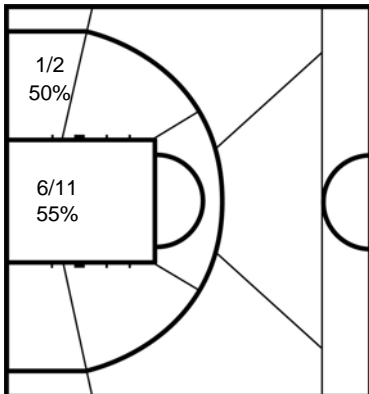
	M/A	%
Field Goals	11 / 28	39
2 Points	8 / 18	44
3 Points	3 / 10	30
Free Throws		

7 BYWATER Terry



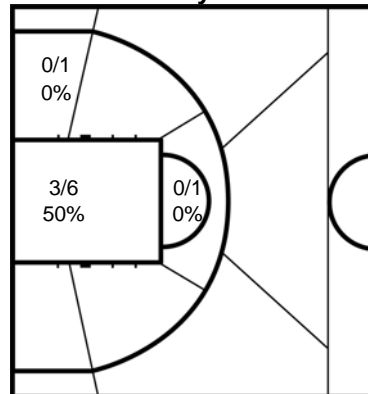
	M/A	%
Field Goals	37 / 76	49
2 Points	25 / 50	50
3 Points	12 / 26	46
Free Throws	11 / 15	73

8 MUNN Simon



	M/A	%
Field Goals	7 / 13	54
2 Points	7 / 13	54
3 Points		
Free Throws	0 / 2	0

9 BROWN Harry



	M/A	%
Field Goals	3 / 8	38
2 Points	3 / 8	38
3 Points		
Free Throws	1 / 1	100

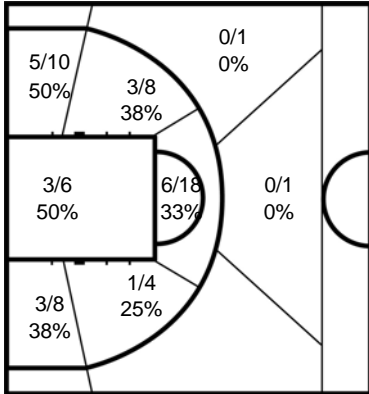


Cumulative Statistics Estatísticas acumuladas

GBR - Great Britain

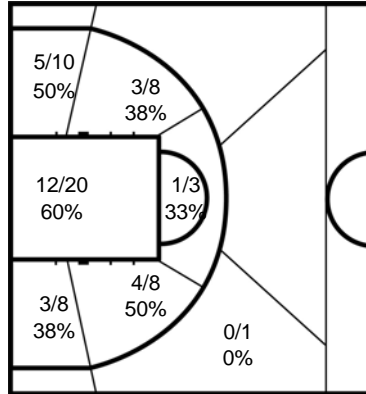
After 8 games

10 JAMA Abdi



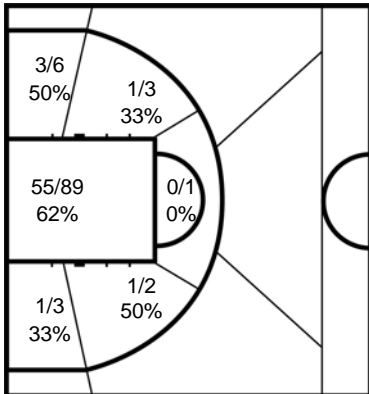
	M/A	%
Field Goals	23 / 57	40
2 Points	23 / 55	42
3 Points	0 / 2	0
Free Throws	1 / 2	50

11 PRATT Phil



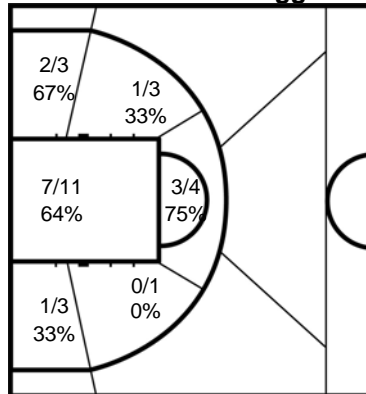
	M/A	%
Field Goals	37 / 69	54
2 Points	37 / 68	54
3 Points	0 / 1	0
Free Throws	7 / 11	64

12 SAGAR Ian



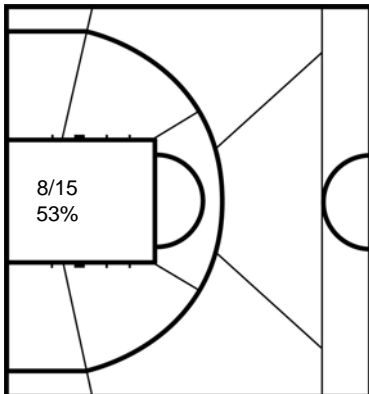
	M/A	%
Field Goals	62 / 103	60
2 Points	62 / 103	60
3 Points		
Free Throws	12 / 25	48

13 WARBURTON Gregg



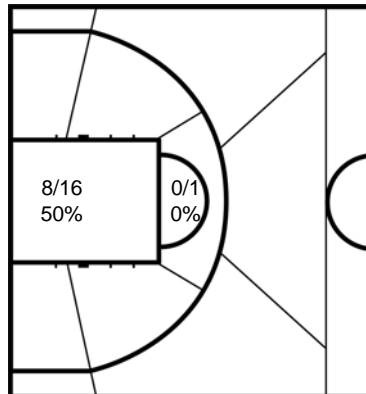
	M/A	%
Field Goals	14 / 24	58
2 Points	14 / 24	58
3 Points		
Free Throws	6 / 6	100

14 MANNING Lee



	M/A	%
Field Goals	8 / 15	53
2 Points	8 / 15	53
3 Points		
Free Throws	1 / 4	25

15 OROGBEMI Ademola



	M/A	%
Field Goals	8 / 17	47
2 Points	8 / 17	47
3 Points		
Free Throws	2 / 6	33

Legend:

%	Shooting Percentage	(C)	Captain	+/-	Plus-Minus	Agn.	Against	AS	Assists
BS	Blocked Shots	DR	Defensive Rebounds	FD	Fouls Drawn	GP	Games Played	M / A	Made / Attempts
MIN	Minutes Played	MPG	Minutes Played per Game	No.	Uniform Number	OR	Offensive Rebounds	PF	Fouls
PPG	Points per Game	PTS	Points	ST	Steals	TO	Turnovers	TOT	Total Rebounds



Cumulative Statistics Estatísticas acumuladas

TUR - Turkey

After 8 games

No.	Name	Sport Class	GP	MIN	MPG	Field Goals		2 Points		3 Points		Free Throws		Rebounds			AS	TO	ST	BS	PF	FD	+/-	PTS	PPG										
						M/A	%	M/A	%	M/A	%	M/A	%	OR	DR	TOT																			
1	SAFAK Kaan	4.0	5	11:42	2:20	0/4	0	0/1	0	0/3	0			2	2					2	1	-7													
3	DALAY Kaan	2.0	8	2:31:48	18:58	34/52	65	34/52	65			3/6	50	6	8	14	9	11	8		17	9	36	71	8.9										
5	GURBULAK Ozgur (C)	4.0	8	4:51:09	36:23	64/146	44	42/73	58	22/73	30	21/27	78	10	57	67	92	29	15	3	19	43	55	171	21.4										
7	TOPRAK Ugur	3.0	8	1:22:51	10:21	11/27	41	10/25	40	1/2	50	0/2	0	5	11	16	8	7	2	1	6	1	-8	23	2.9										
9	ACAR Deniz	2.5	8	2:24:45	18:05	14/19	74	14/19	74			2/5	40	2	18	20	9	5	3	10	6	30	30	3.8											
10	GEZINCI Cem	4.5	8	2:45:29	20:41	25/53	47	25/53	47			4/13	31	7	32	39	10	9	9	2	15	14	21	54	6.8										
11	GUNDOGDU Fikri	1.0	8	2:28:31	18:33	5/17	29	5/17	29					5	4	9	3	6			12	1	26	10	1.3										
13	CIRGAOGLU Yasin	1.0	5	23:01	4:36	1/1	100	1/1	100					1		1					3		-3	2	0.4										
15	SAYAK Selim	2.5	8	2:04:43	15:35	7/18	39	7/18	39			1/3	33	4	4	8	5	7	1		18	11	38	15	1.9										
35	GUMUS Ferit	3.0	8	4:33:42	34:12	39/78	50	39/78	50			11/19	58	10	46	56	25	16	8	2	17	25	39	89	11.1										
77	AR Ismail	1.5	8	3:01:57	22:44	21/41	51	21/41	51			1/1	100	3	6	9	7	8	8		19	8	3	43	5.4										
99	YAVUZ Ibrahim	4.0	6	25:22	4:13	6/11	55	6/11	55			2/2	100		2	2	3	1		1	1	5	-5	14	2.3										
Team / Coach													9	21	30		10																		
Totals						227/467	49	204/389	52	23/78	29	45/78	58	62	211	273	171	109	54	9	139	124	5.6	522	65.3										
Opponents						208/483	43	198/430	46	10/53	19	51/89	57	76	191	267	169	102	41	7	124	138	-5.6	477	59.6										

AVERAGE PER GAME

	TUR	Opponents
Points from Turnovers	101	105
Points in the Paint	336 (168/287) 59%	246 (123/245) 50%
Second Chance Points	63	63
Fast Break Points	97	76
Bench Points	138	148

	TUR	Opponents
Total Field Goals Made	28.4	26.0
2-Points Field Goals Made	25.5	24.8
3-Points Field Goals Made	2.9	1.3
Free Throws Made	5.6	6.4
Offensive Rebounds	7.8	9.5
Defensive Rebounds	26.4	23.9
Total Rebounds	34.1	33.4
Assists	21.4	21.1
Fouls	17.4	15.5
Turnovers	13.6	12.8
Steals	6.8	5.1
Blocked Shots	1.1	0.9
Points from Turnovers	12.6	13.1
Points in the Paint	42.0	30.8
Second Chance Points	7.9	7.9
Fast Break Points	12.1	9.5
Bench Points	17.3	18.5

Phase	TUR Played	Score		Field Goals		2 Points		3 Points		Free Throws		Rebounds			AS	TO	ST	BS	PF	FD
				M/A	%	M/A	%	M/A	%	M/A	%	OR	DR	TOT						
Group A Preliminary	JPN	65:49	For	30/63	48	27/54	50	3/9	33	2/4	50	12	30	42	19	11	2	4	9	10
			Agn.	22/59	37	22/56	39	0/3	0	5/7	71	8	21	29	18	9	1		10	9
Group A Preliminary	AUS	60:62	For	28/61	46	25/50	50	3/11	27	1/5	20	6	26	32	19	12	7	1	19	12
			Agn.	27/59	46	26/49	53	1/10	10	7/13	54	8	27	35	22	13	4		12	19
Group A Preliminary	ESP	68:65	For	26/55	47	17/34	50	9/21	43	7/9	78	5	21	26	17	13	9		15	17
			Agn.	30/63	48	29/55	53	1/8	13	4/6	67	11	23	34	25	13	6	2	17	15
Group A Preliminary	NED	67:50	For	30/61	49	30/55	55	0/6	0	7/11	64	11	25	36	25	13	9		13	16
			Agn.	23/65	35	21/57	37	2/8	25	2/2	100	15	21	36	17	4	2	16	13	
Group A Preliminary	CAN	67:46	For	31/58	53	30/52	58	1/6	17	4/10	40	4	28	32	23	11	8	3	18	20
			Agn.	19/50	38	19/45	42	0/5	0	8/14	57	5	26	31	19	16	4		20	18
Quarterfinal	BRA	65:49	For	29/53	55	27/49	55	2/4	50	5/10	50	5	30	35	25	16	10		19	14
			Agn.	21/57	37	20/52	38	1/5	20	6/11	55	9	22	31	15	17	7	1	14	19
Semifinal	USA	54:74	For	24/54	44	23/47	49	1/7	14	5/9	56	9	19	28	20	18	4	1	20	14
			Agn.	32/56	57	31/52	60	1/4	25	9/14	64	5	24	29	27	9	9		14	19
Bronze Medal Game	GBR	76:82	For	29/62	47	25/48	52	4/14	29	14/20	70	10	32	42	23	15	5		26	21
			Agn.	34/74	46	30/64	47	4/10	40	10/22	45	15	27	42	26	8	6	2	21	26



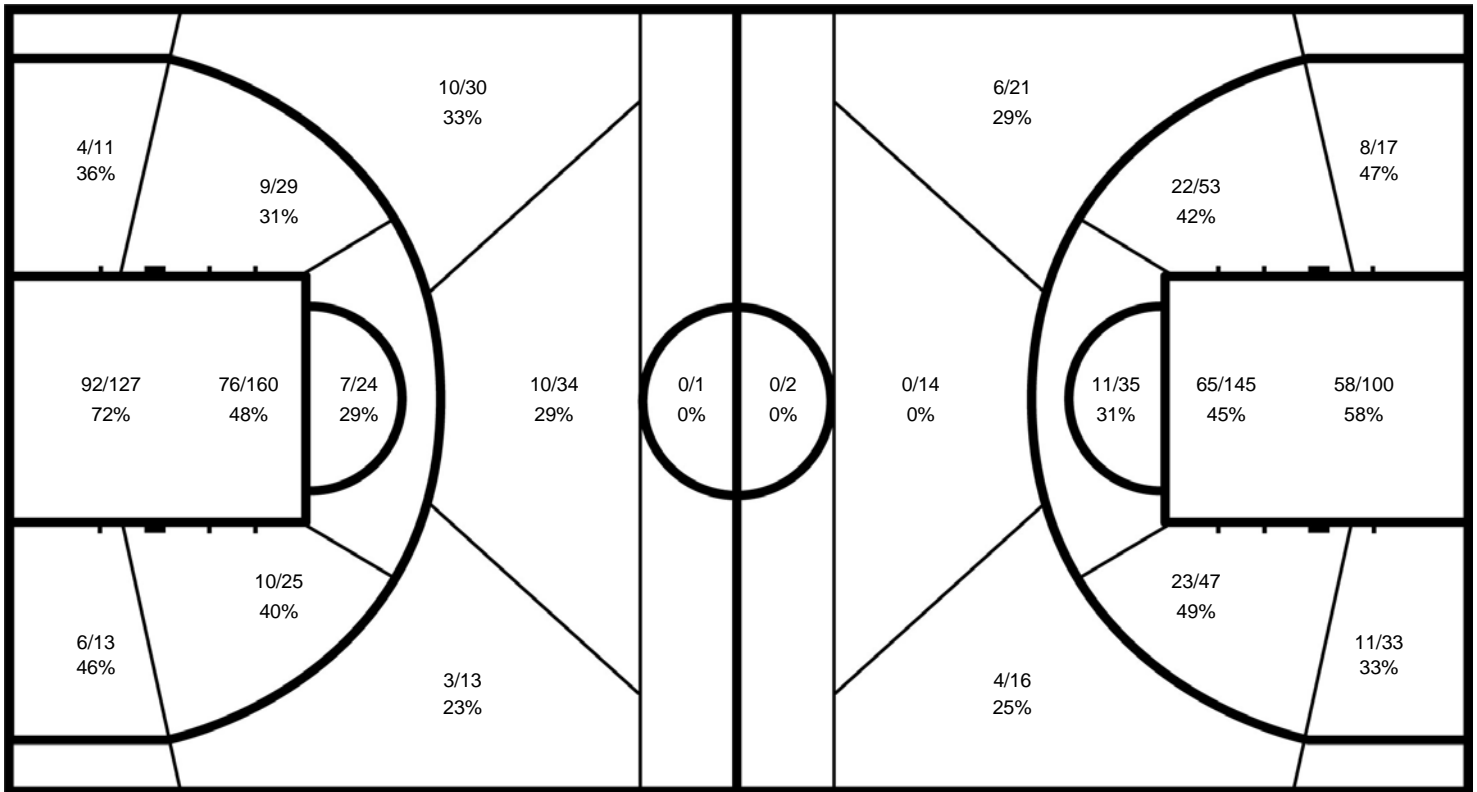
Cumulative Statistics
Estatísticas acumuladas

TUR - Turkey

After 8 games

TUR - Turkey

Opponents



TUR

	M/A	%
Field Goals	227 / 467	49
2 Points	204 / 389	52
3 Points	23 / 78	29
Free Throws	45 / 78	58

Opponents

%	M/A	
43	208 / 483	Field Goals
46	198 / 430	2 Points
19	10 / 53	3 Points
57	51 / 89	Free Throws

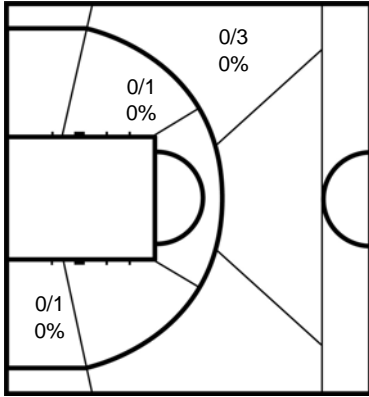


Cumulative Statistics Estatísticas acumuladas

TUR - Turkey

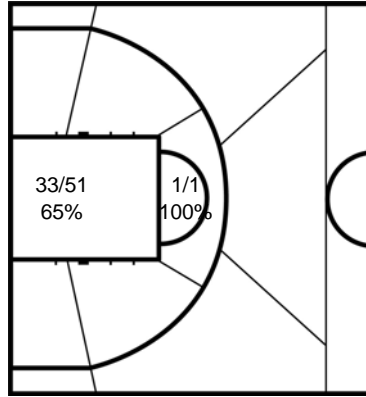
After 8 games

1 SAFAK Kaan



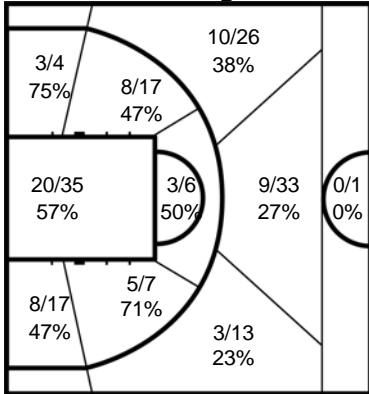
	M/A	%
Field Goals	0 / 4	0
2 Points	0 / 1	0
3 Points	0 / 3	0
Free Throws		

3 DALAY Kaan



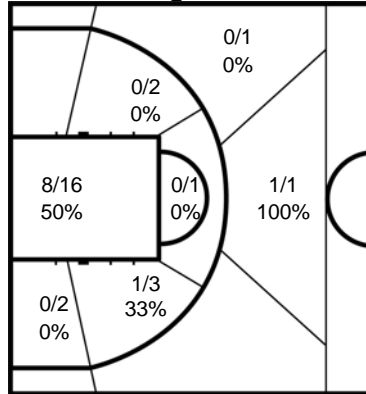
	M/A	%
Field Goals	34 / 52	65
2 Points	34 / 52	65
3 Points		
Free Throws	3 / 6	50

5 GURBULAK Ozgur



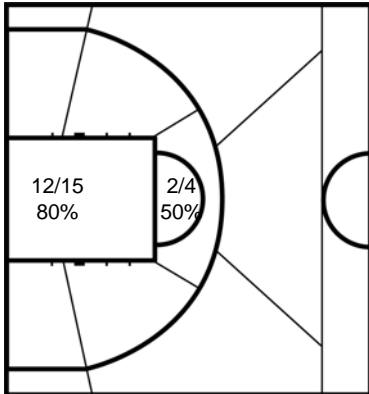
	M/A	%
Field Goals	64 / 146	44
2 Points	42 / 73	58
3 Points	22 / 73	30
Free Throws	21 / 27	78

7 TOPRAK Ugur



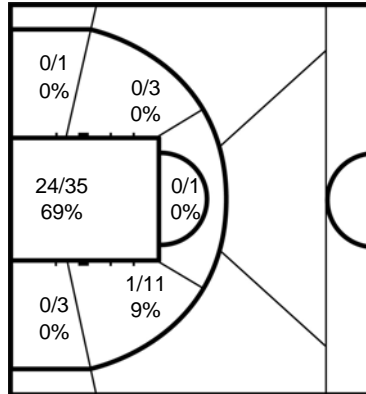
	M/A	%
Field Goals	11 / 27	41
2 Points	10 / 25	40
3 Points	1 / 2	50
Free Throws	0 / 2	0

9 ACAR Deniz



	M/A	%
Field Goals	14 / 19	74
2 Points	14 / 19	74
3 Points		
Free Throws	2 / 5	40

10 GEZINCI Cem



	M/A	%
Field Goals	25 / 53	47
2 Points	25 / 53	47
3 Points		
Free Throws	4 / 13	31

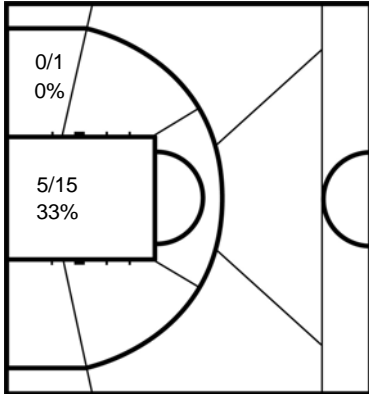


Cumulative Statistics Estatísticas acumuladas

TUR - Turkey

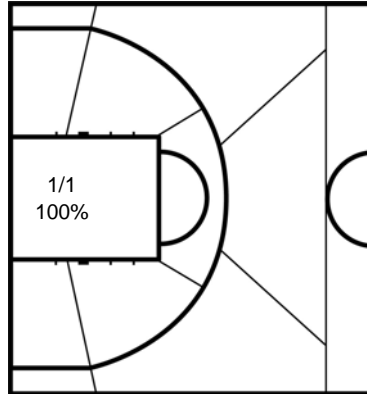
After 8 games

11 GUNDOGDU Fikri



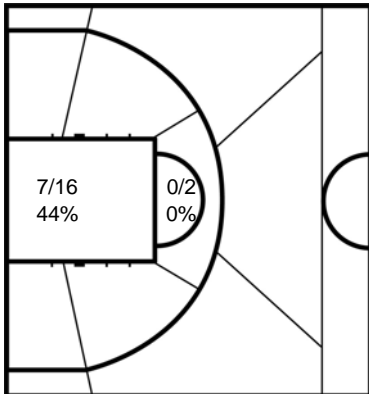
	M/A	%
Field Goals	5 / 17	29
2 Points	5 / 17	29
3 Points		
Free Throws		

13 CIRGAOGLU Yasin



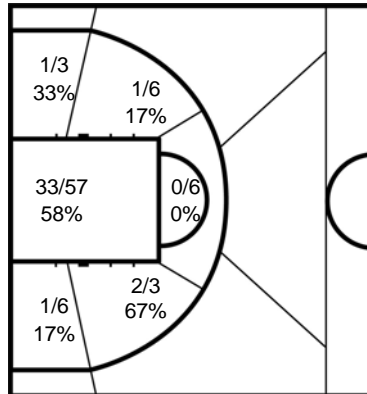
	M/A	%
Field Goals	1 / 1	100
2 Points	1 / 1	100
3 Points		
Free Throws		

15 SAYAK Selim



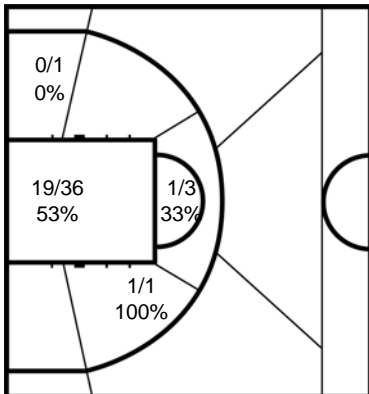
	M/A	%
Field Goals	7 / 18	39
2 Points	7 / 18	39
3 Points		
Free Throws	1 / 3	33

35 GUMUS Ferit



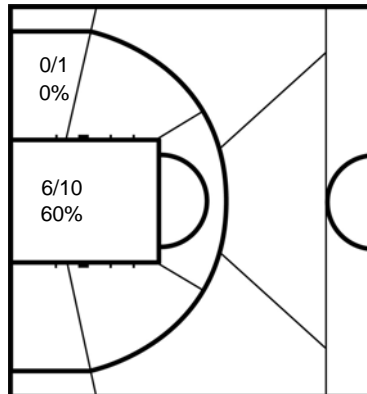
	M/A	%
Field Goals	39 / 78	50
2 Points	39 / 78	50
3 Points		
Free Throws	11 / 19	58

77 AR Ismail



	M/A	%
Field Goals	21 / 41	51
2 Points	21 / 41	51
3 Points		
Free Throws	1 / 1	100

99 YAVUZ Ibrahim



	M/A	%
Field Goals	6 / 11	55
2 Points	6 / 11	55
3 Points		
Free Throws	2 / 2	100

Legend:

%	Shooting Percentage	(C)	Captain	+/-	Plus-Minus	Agn.	Against	AS	Assists
BS	Blocked Shots	DR	Defensive Rebounds	FD	Fouls Drawn	GP	Games Played	M / A	Made / Attempts
MIN	Minutes Played	MPG	Minutes Played per Game	No.	Uniform Number	OR	Offensive Rebounds	PF	Fouls
PPG	Points per Game	PTS	Points	ST	Steals	TO	Turnovers	TOT	Total Rebounds



Cumulative Statistics Estatísticas acumuladas

BRA - Brazil

After 7 games

No.	Name	Sport Class	GP	MIN	MPG	Field Goals		2 Points		3 Points		Free Throws		Rebounds			AS	TO	ST	BS	PF	FD	+/-	PTS	PPG	
						M/A	%	M/A	%	M/A	%	M/A	%	OR	DR	TOT										
4	GOMES dos SANTOS Dwan	1.0	7	2:58:21	25:28	4/11	36	4/11	36					2	2	7	7	4		13	7	-10	8	1.1		
5	VIEIRA Pedro Henrique	4.0	5	38:16	7:39	3/11	27	3/11	27			1/2	50	1	5	6	3	2	1		6	1	0	7	1.4	
6	da SILVA Erik	3.5	7	2:27:31	21:04	32/66	48	30/56	54	2/10	20	5/8	63	4	27	31	10	6	5	6	15	12	10	71	10.1	
7	SUURSOO Celestino Luciano	4.5	3	9:22	3:07	3/5	60	3/5	60			0/1	0	2	2	4	1	1	1		2	1	-2	6	2.0	
8	dos SANTOS Paulo Cesar (C)	2.0	7	3:43:03	31:51	14/42	33	14/39	36	0/3	0	1/2	50	2	7	9	27	20	4		22	11	-14	29	4.1	
9	DO BONFIM Edjunior Jose	4.5	6	18:19	3:03	3/8	38	3/8	38										1		2			12	6	1.0
10	DAUNHEIMER Paulo Roberto	1.5	2	7:11	3:35																			1		
11	ARAO de CARVALHO Rodrigo	1.0	5	37:09	7:25	2/2	100	2/2	100						2	2			1		1		7	4	0.8	
12	ALVES VIANA Amauri	1.5	7	1:54:36	16:22	11/29	38	11/29	38			0/4	0		7	7	4	7	3		12	3	-22	22	3.1	
13	de MIRANDA Leandro	4.5	7	4:12:19	36:02	45/93	48	45/89	51	0/4	0	16/25	64	13	64	77	29	24	7	1	12	27	-30	106	15.1	
14	CANDIDO SANCHEZ Marcos	3.0	7	4:15:05	36:26	50/107	47	43/83	52	7/24	29	21/30	70	10	24	34	50	18	7		22	34	-23	128	18.3	
15	da SILVA Junior	3.0	7	1:58:48	16:58	19/41	46	19/41	46			3/8	38	8	25	33	14	13	5		13	11	-29	41	5.9	
Team / Coach														6	17	23		10								
Totals						186/415	45	177/374	47	9/41	22	47/80	59	48	185	233	146	108	39	7	120	107	-2.9	428	61.1	
Opponents						185/410	45	169/361	47	16/49	33	62/105	59	54	194	248	149	103	45	7	109	122	2.9	448	64.0	

AVERAGE PER GAME

	BRA	Opponents
Points from Turnovers	83	82
Points in the Paint	226 (113/215) 53%	238 (119/220) 54%
Second Chance Points	35	47
Fast Break Points	109	83
Bench Points	91	167

	BRA	Opponents
Total Field Goals Made	26.6	26.4
2-Points Field Goals Made	25.3	24.1
3-Points Field Goals Made	1.3	2.3
Free Throws Made	6.7	8.9
Offensive Rebounds	6.9	7.7
Defensive Rebounds	26.4	27.7
Total Rebounds	33.3	35.4
Assists	20.9	21.3
Fouls	17.1	15.6
Turnovers	15.4	14.7
Steals	5.6	6.4
Blocked Shots	1.0	1.0
Points from Turnovers	11.9	11.7
Points in the Paint	32.3	34.0
Second Chance Points	5.0	6.7
Fast Break Points	15.6	11.9
Bench Points	13.0	23.9

Phase	BRA Played	Score		Field Goals		2 Points		3 Points		Free Throws		Rebounds			AS	TO	ST	BS	PF	FD
				M/A	%	M/A	%	M/A	%	M/A	%	OR	DR	TOT						
Group B Preliminary	USA	38:75	For	18/55	33	18/53	34	0/2	0	2/2	100	3	28	31	15	16	2		16	10
			Agn.	31/68	46	29/64	45	2/4	50	11/17	65	12	34	46	29	8	8	1	10	16
Group B Preliminary	ALG	82:43	For	38/70	54	37/63	59	1/7	14	5/15	33	11	34	45	25	12	9	3	14	15
			Agn.	18/58	31	14/39	36	4/19	21	3/9	33	8	25	33	12	21	1	1	15	16
Group B Preliminary	GBR	55:73	For	24/61	39	22/52	42	2/9	22	5/9	56	9	27	36	16	16	2		17	15
			Agn.	32/64	50	31/61	51	1/3	33	8/13	62	7	30	37	24	8	3	1	15	17
Group B Preliminary	IRI	73:50	For	31/57	54	30/54	56	1/3	33	10/14	71	8	18	26	28	22	12	1	14	13
			Agn.	21/45	47	20/40	50	1/5	20	7/10	70	5	20	25	12	31	12		14	14
Group B Preliminary	GER	61:73	For	26/59	44	24/49	49	2/10	20	7/12	58	3	27	30	23	13	6		21	16
			Agn.	28/67	42	27/59	46	1/8	13	16/21	76	13	31	44	26	10	6	3	16	21
Quarterfinal	TUR	49:65	For	21/57	37	20/52	38	1/5	20	6/11	55	9	22	31	15	17	7	1	14	19
			Agn.	29/53	55	27/49	55	2/4	50	5/10	50	5	30	35	25	16	10		19	14
Classification Playoff 5/6	AUS	70:69	For	28/56	50	26/51	51	2/5	40	12/17	71	5	29	34	24	12	1	2	24	19
			Agn.	26/55	47	21/49	43	5/6	83	12/25	48	4	24	28	21	9	5	1	20	24



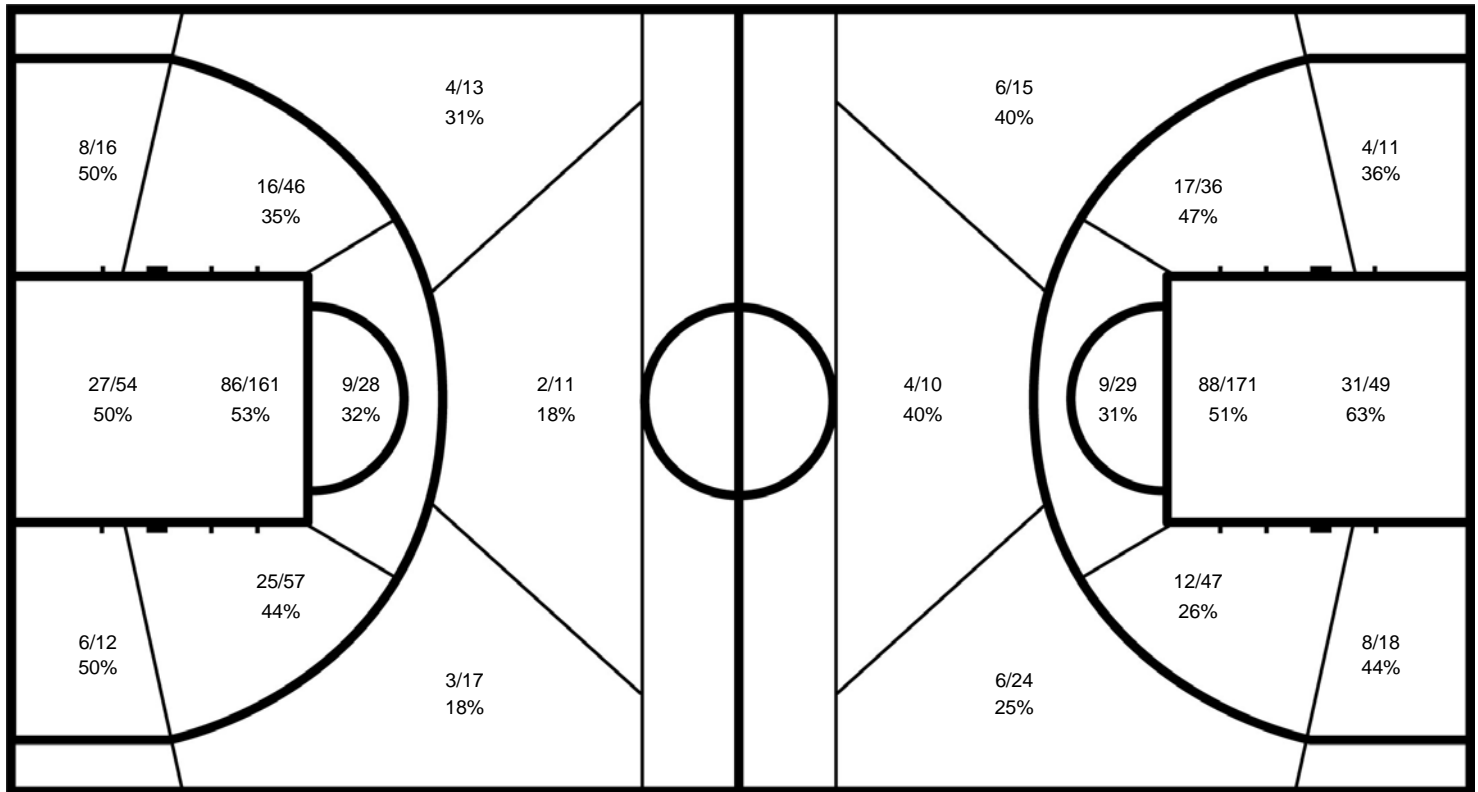
Cumulative Statistics
Estatísticas acumuladas

BRA - Brazil

After 7 games

BRA - Brazil

Opponents



BRA

	M/A	%
Field Goals	186 / 415	45
2 Points	177 / 374	47
3 Points	9 / 41	22
Free Throws	47 / 80	59

Opponents

%	M/A	
45	185 / 410	Field Goals
47	169 / 361	2 Points
33	16 / 49	3 Points
59	62 / 105	Free Throws

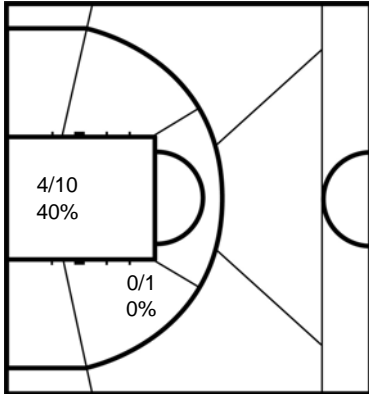


Cumulative Statistics Estatísticas acumuladas

BRA - Brazil

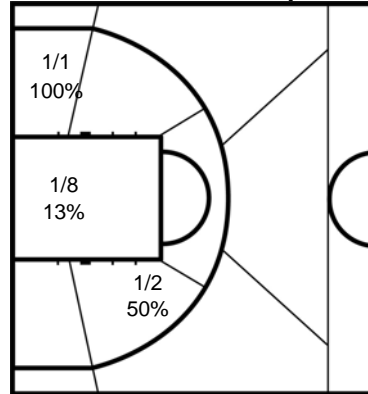
After 7 games

4 GOMES dos SANTOS Dwan



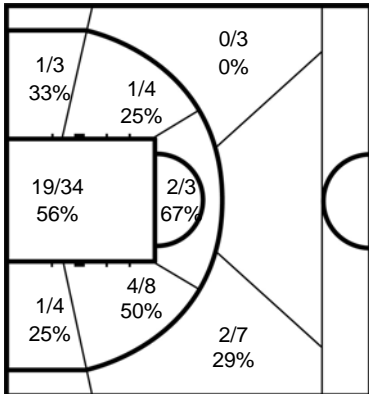
	M/A	%
Field Goals	4 / 11	36
2 Points	4 / 11	36
3 Points		
Free Throws		

5 VIEIRA Pedro Henrique



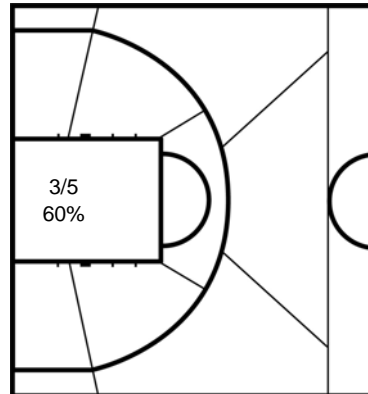
	M/A	%
Field Goals	3 / 11	27
2 Points	3 / 11	27
3 Points		
Free Throws	1 / 2	50

6 da SILVA Erik



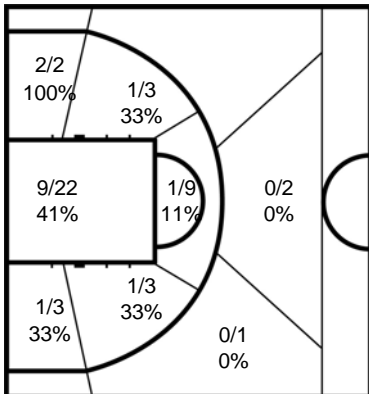
	M/A	%
Field Goals	32 / 66	48
2 Points	30 / 56	54
3 Points	2 / 10	20
Free Throws	5 / 8	63

7 SUURSOO Celestino Luciano



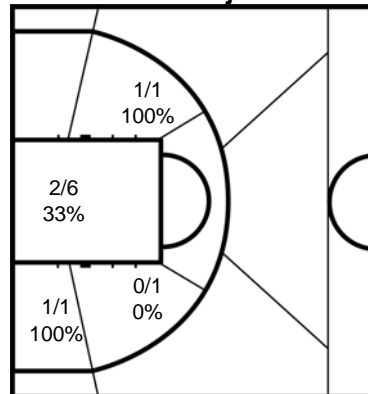
	M/A	%
Field Goals	3 / 5	60
2 Points	3 / 5	60
3 Points		
Free Throws	0 / 1	0

8 dos SANTOS Paulo Cesar



	M/A	%
Field Goals	14 / 42	33
2 Points	14 / 39	36
3 Points	0 / 3	0
Free Throws	1 / 2	50

9 DO BONFIM Edjunior Jose



	M/A	%
Field Goals	3 / 8	38
2 Points	3 / 8	38
3 Points		
Free Throws		



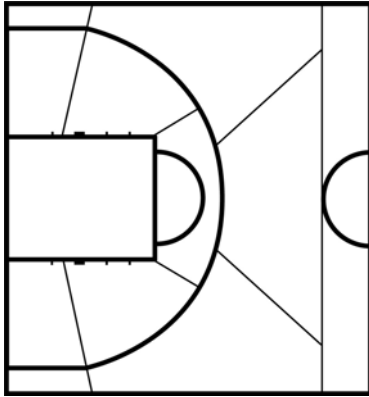
Cumulative Statistics

Estatísticas acumuladas

BRA - Brazil

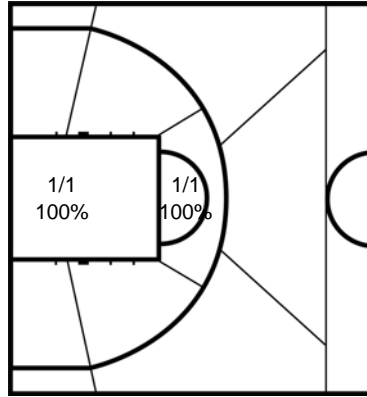
After 7 games

10 DAUINHEIMER Paulo Roberto



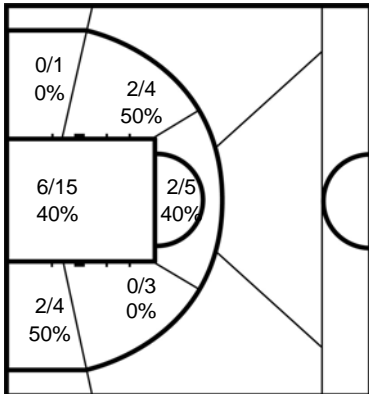
	M/A	%
Field Goals		
2 Points		
3 Points		
Free Throws		

11 ARAO de CARVALHO Rodrigo



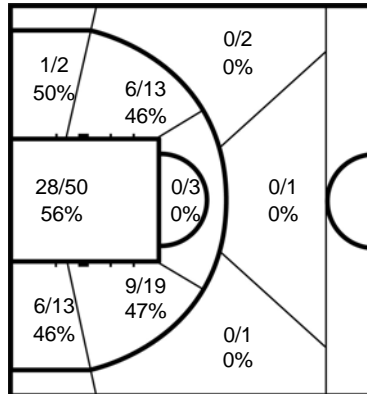
	M/A	%
Field Goals	2 / 2	100
2 Points	2 / 2	100
3 Points		
Free Throws		

12 ALVES VIANA Amauri



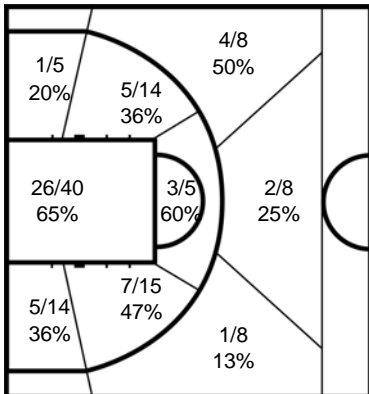
	M/A	%
Field Goals	11 / 29	38
2 Points	11 / 29	38
3 Points		
Free Throws	0 / 4	0

13 de MIRANDA Leandro



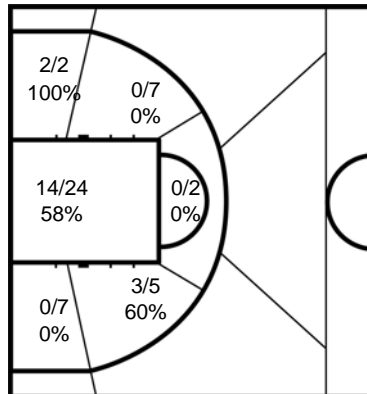
	M/A	%
Field Goals	45 / 93	48
2 Points	45 / 89	51
3 Points	0 / 4	0
Free Throws	16 / 25	64

14 CANDIDO SANCHEZ Marcos



	M/A	%
Field Goals	50 / 107	47
2 Points	43 / 83	52
3 Points	7 / 24	29
Free Throws	21 / 30	70

15 da SILVA Junior



	M/A	%
Field Goals	19 / 41	46
2 Points	19 / 41	46
3 Points		
Free Throws	3 / 8	38

Legend:									
%	Shooting Percentage	(C)	Captain	+/-	Plus-Minus	Agn.	Against	AS	Assists
BS	Blocked Shots	DR	Defensive Rebounds	FD	Fouls Drawn	GP	Games Played	M / A	Made / Attempts
MIN	Minutes Played	MPG	Minutes Played per Game	No.	Uniform Number	OR	Offensive Rebounds	PF	Fouls
PPG	Points per Game	PTS	Points	ST	Steals	TO	Turnovers	TOT	Total Rebounds



Cumulative Statistics Estatísticas acumuladas

AUS - Australia

After 7 games

No.	Name	Sport Class	GP	MIN	MPG	Field Goals		2 Points		3 Points		Free Throws		Rebounds			AS	TO	ST	BS	PF	FD	+/-	PTS	PPG							
						M/A	%	M/A	%	M/A	%	M/A	%	OR	DR	TOT																
4	RUSSELL Shawn	4.0	7	40:40	5:48	6/10	60	6/10	60			0/1	0	4	4	3	5			7	3	-11	12	1.7								
5	LATHAM Bill	4.0	7	2:01:04	17:17	16/29	55	16/29	55			8/13	62	4	24	28	7	7	4	2	15	19	36	40	5.7							
6	DEANS Adam	4.0	6	37:32	6:15	4/8	50	4/8	50			3/7	43	1	10	11			2	5	17	11	1.8									
7	NORRIS Shaun	3.0	7	3:18:08	28:18	44/102	43	40/79	51	4/23	17	14/28	50	11	31	42	40	19	7	2	13	34	17	106	15.1							
8	ALLISON Joshua	1.0	7	1:05:44	9:23	3/4	75	3/4	75			2/2	100	1	7	8			11	1	1	1	8	1.1								
9	KNOWLES Tristan	4.0	7	3:32:52	30:24	53/111	48	38/77	49	15/34	44	12/18	67	4	51	55	46	13	7	1	17	35	25	133	19.0							
10	BLAIR Jannik	1.0	7	3:57:15	33:53	8/22	36	8/22	36			5/11	45	7	13	20	4	4	7	1	15	8	35	21	3.0							
11	O'NEILL-THORNE Tom	3.0	5	17:11	3:26	2/3	67	2/3	67			2/3	67		2	2	3	2	1		3	1	-6	6	1.2							
12	SIMMONS Tige	1.0	7	1:25:36	12:13	2/5	40	2/5	40			2/4	50	4	4	8					15	2	-7	6	0.9							
13	McSHANE Matthew	1.5	7	2:49:09	24:09	2/5	40	2/5	40					3	7	10	2	1	5	1	11	1	20	4	0.6							
14	STIBNERS Brett	4.0	7	2:12:11	18:53	24/56	43	18/38	47	6/18	33	3/5	60		16	16	31	11			21	10	-22	57	8.1							
15	NESS Bradley (C)	4.5	7	1:22:38	11:48	26/49	53	26/49	53			6/8	75	4	22	26	5	6	1		10	6	20	58	8.3							
Team / Coach													5	13	18		8															
Totals						190/404	47	165/329	50	25/75	33	57/100	57	44	204	248	141	87	32	7	140	125	3.6	462	66.0							
Opponents						179/413	43	166/363	46	13/50	26	66/130	51	60	181	241	152	74	30	10	126	139	-3.6	437	62.4							

AVERAGE PER GAME

	AUS	Opponents
Points from Turnovers	57	88
Points in the Paint	208 (104/176) 59%	200 (100/181) 55%
Second Chance Points	40	32
Fast Break Points	69	36
Bench Points	158	144

	AUS	Opponents
Total Field Goals Made	27.1	25.6
2-Points Field Goals Made	23.6	23.7
3-Points Field Goals Made	3.6	1.9
Free Throws Made	8.1	9.4
Offensive Rebounds	6.3	8.6
Defensive Rebounds	29.1	25.9
Total Rebounds	35.4	34.4
Assists	20.1	21.7
Fouls	20.0	18.0
Turnovers	12.4	10.6
Steals	4.6	4.3
Blocked Shots	1.0	1.4
Points from Turnovers	8.1	12.6
Points in the Paint	29.7	28.6
Second Chance Points	5.7	4.6
Fast Break Points	9.9	5.1
Bench Points	22.6	20.6

Phase	AUS Played	Score		Field Goals		2 Points		3 Points		Free Throws		Rebounds			AS	TO	ST	BS	PF	FD
				M/A	%	M/A	%	M/A	%	M/A	%	OR	DR	TOT						
Group A Preliminary	NED	70:50	For	29/54	54	26/43	60	3/11	27	9/13	69	5	40	45	24	17	7	1	26	17
			Agn.	20/58	34	16/50	32	4/8	50	6/25	24	9	22	31	18	13	6	1	17	26
Group A Preliminary	TUR	62:60	For	27/59	46	26/49	53	1/10	10	7/13	54	8	27	35	22	13	4		12	19
			Agn.	28/61	46	25/50	50	3/11	27	1/5	20	6	26	32	19	12	7	1	19	12
Group A Preliminary	CAN	78:53	For	29/61	48	23/47	49	6/14	43	14/17	82	10	34	44	18	10	5	1	22	18
			Agn.	20/51	39	18/41	44	2/10	20	11/22	50	4	23	27	19	10	1		19	22
Group A Preliminary	ESP	64:75	For	25/63	40	18/43	42	7/20	35	7/11	64	7	26	33	14	12	1	1	23	15
			Agn.	30/65	46	30/58	52	0/7	0	15/26	58	15	30	45	25	8	2	1	15	23
Group A Preliminary	JPN	68:55	For	32/54	59	32/52	62	0/2	0	4/12	33	4	26	30	26	13	7	1	17	16
			Agn.	22/59	37	21/54	39	1/5	20	10/14	71	13	20	33	20	13	6	1	16	17
Quarterfinal	GBR	51:74	For	22/58	38	19/46	41	3/12	25	4/9	44	6	27	33	16	13	3	2	20	16
			Agn.	31/63	49	30/59	51	1/4	25	11/21	52	8	31	39	27	6	7	4	16	20
Classification Playoff 5/6	BRA	69:70	For	26/55	47	21/49	43	5/6	83	12/25	48	4	24	28	21	9	5	1	20	24
			Agn.	28/56	50	26/51	51	2/5	40	12/17	71	5	29	34	24	12	1	2	24	19



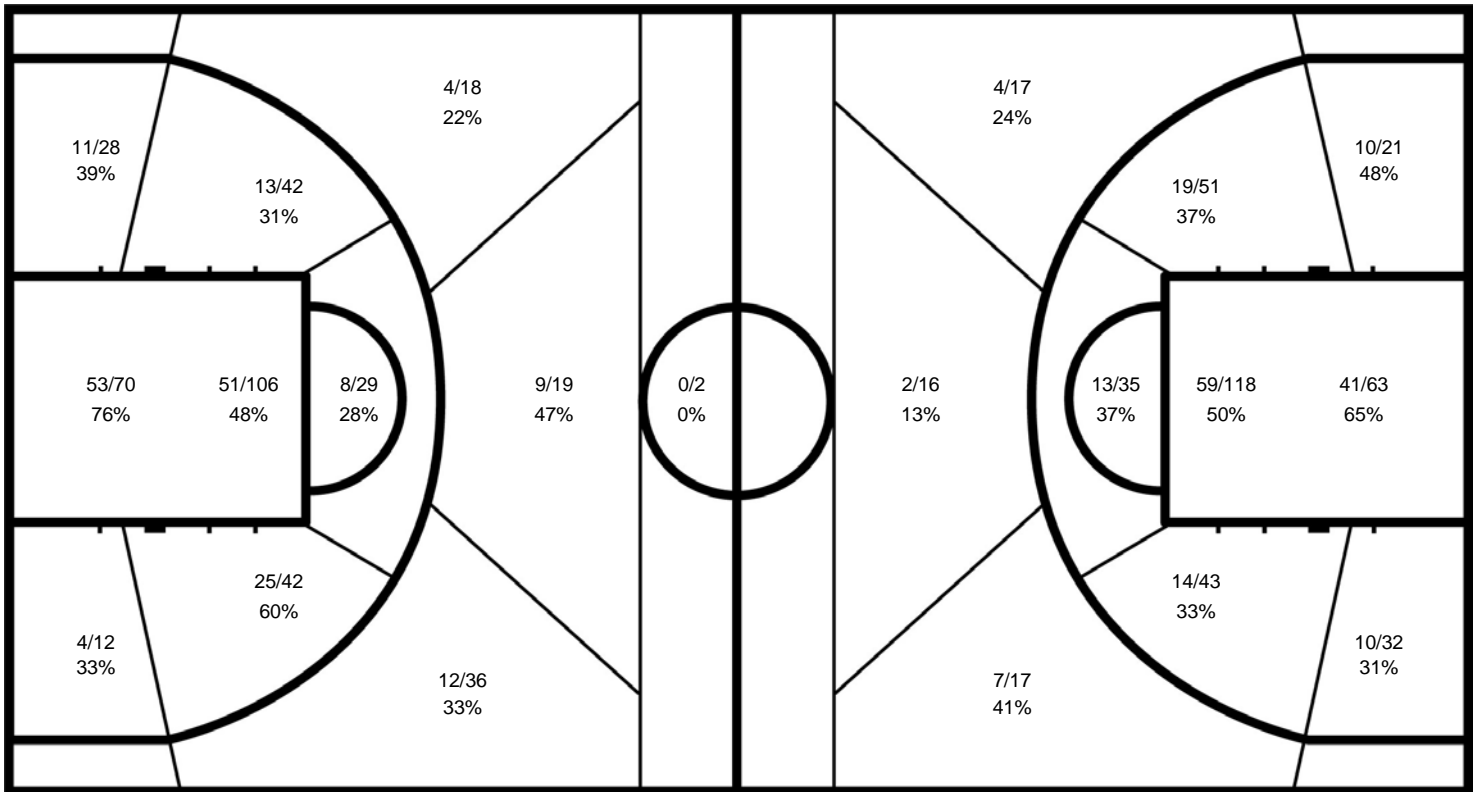
Cumulative Statistics
Estatísticas acumuladas

AUS - Australia

After 7 games

AUS - Australia

Opponents



AUS

	M/A	%
Field Goals	190 / 404	47
2 Points	165 / 329	50
3 Points	25 / 75	33
Free Throws	57 / 100	57

Opponents

%	M/A	
43	179 / 413	Field Goals
46	166 / 363	2 Points
26	13 / 50	3 Points
51	66 / 130	Free Throws

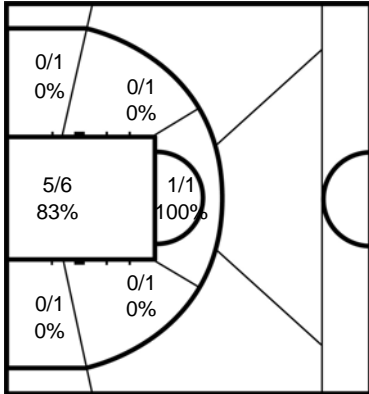


Cumulative Statistics Estatísticas acumuladas

AUS - Australia

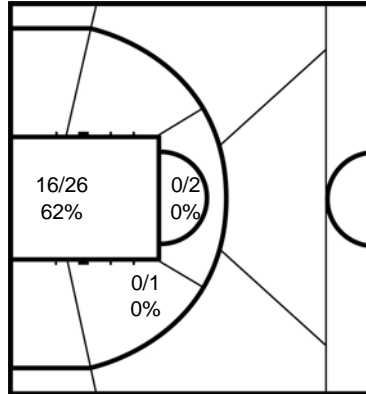
After 7 games

4 RUSSELL Shawn



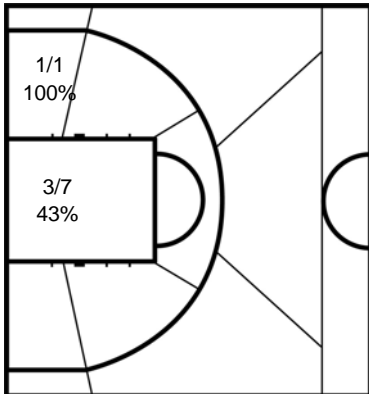
	M/A	%
Field Goals	6 / 10	60
2 Points	6 / 10	60
3 Points		
Free Throws	0 / 1	0

5 LATHAM Bill



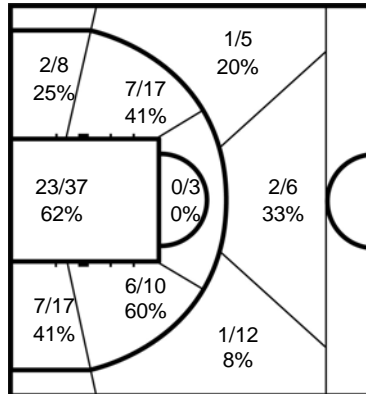
	M/A	%
Field Goals	16 / 29	55
2 Points	16 / 29	55
3 Points		
Free Throws	8 / 13	62

6 DEANS Adam



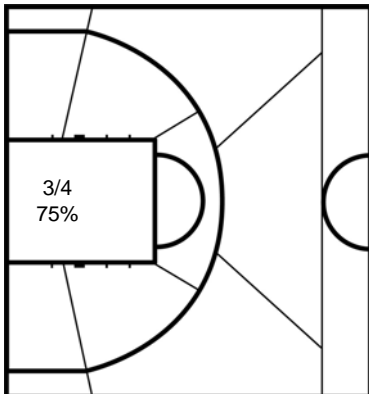
	M/A	%
Field Goals	4 / 8	50
2 Points	4 / 8	50
3 Points		
Free Throws	3 / 7	43

7 NORRIS Shaun



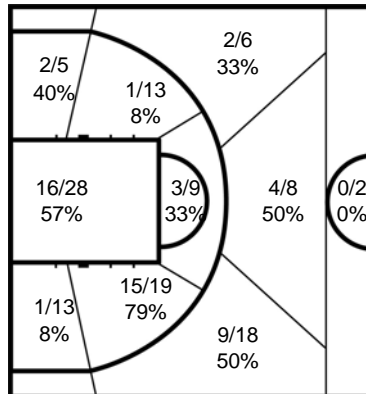
	M/A	%
Field Goals	44 / 102	43
2 Points	40 / 79	51
3 Points	4 / 23	17
Free Throws	14 / 28	50

8 ALLISON Joshua



	M/A	%
Field Goals	3 / 4	75
2 Points	3 / 4	75
3 Points		
Free Throws	2 / 2	100

9 KNOWLES Tristan



	M/A	%
Field Goals	53 / 111	48
2 Points	38 / 77	49
3 Points	15 / 34	44
Free Throws	12 / 18	67

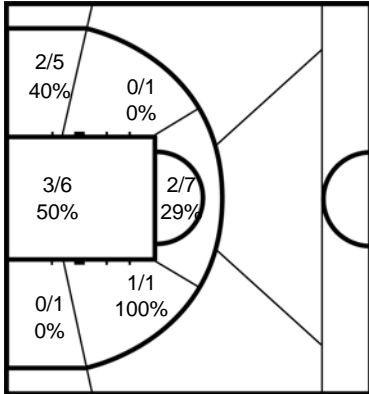


Cumulative Statistics Estatísticas acumuladas

AUS - Australia

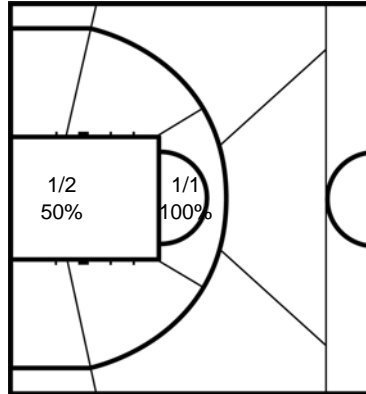
After 7 games

10 BLAIR Jannik



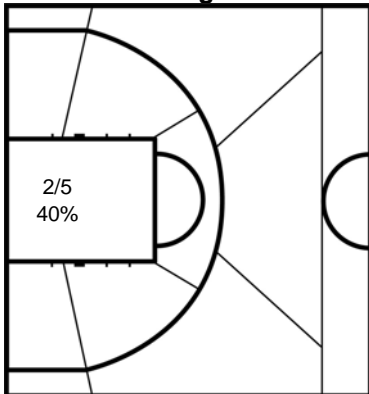
	M/A	%
Field Goals	8 / 22	36
2 Points	8 / 22	36
3 Points		
Free Throws	5 / 11	45

11 O'NEILL-THORNE Tom



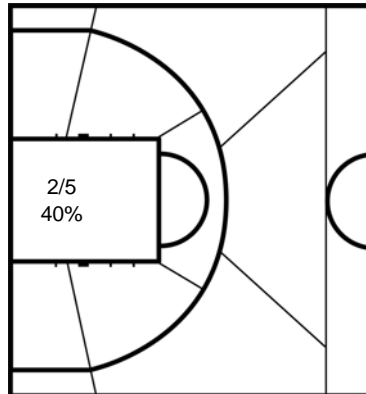
	M/A	%
Field Goals	2 / 3	67
2 Points	2 / 3	67
3 Points		
Free Throws	2 / 3	67

12 SIMMONS Tige



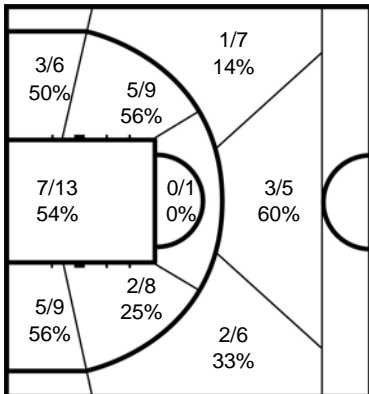
	M/A	%
Field Goals	2 / 5	40
2 Points	2 / 5	40
3 Points		
Free Throws	2 / 4	50

13 McSHANE Matthew



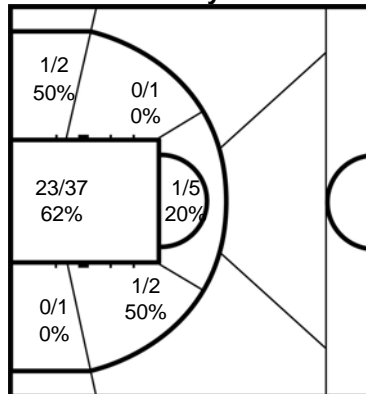
	M/A	%
Field Goals	2 / 5	40
2 Points	2 / 5	40
3 Points		
Free Throws		

14 STIBNERS Brett



	M/A	%
Field Goals	24 / 56	43
2 Points	18 / 38	47
3 Points	6 / 18	33
Free Throws	3 / 5	60

15 NESS Bradley



	M/A	%
Field Goals	26 / 49	53
2 Points	26 / 49	53
3 Points		
Free Throws	6 / 8	75

Legend:							
%	Shooting Percentage	(C)	Captain	+/-	Plus-Minus	Agn.	Against
BS	Blocked Shots	DR	Defensive Rebounds	FD	Fouls Drawn	GP	Games Played
MIN	Minutes Played	MPG	Minutes Played per Game	No.	Uniform Number	OR	Offensive Rebounds
PPG	Points per Game	PTS	Points	ST	Steals	TO	Turnovers
						AS	Assists
						M / A	Made / Attempts
						PF	Fouls
						TOT	Total Rebounds



Cumulative Statistics Estatísticas acumuladas

GER - Germany

After 7 games

No.	Name	Sport Class	GP	MIN	MPG	Field Goals		2 Points		3 Points		Free Throws		Rebounds			AS	TO	ST	BS	PF	FD	+/-	PTS	PPG
						M/A	%	M/A	%	M/A	%	M/A	%	OR	DR	TOT									
4	LOHMANN Bjorn (C)	1.0	7	3:46:31	32:21	0/2	0	0/2	0					3	4	7	2	3			18	3	-19		
5	DREIMULLER Nico	2.0	6	52:53	8:48	2/8	25	1/5	20	1/3	33			1	5	6	7	5	5		5	1	16	5	0.8
6	HEIMBACH Matthias	1.0	7	1:53:40	16:14	7/15	47	7/15	47						2	2		2	2		11		11	14	2.0
7	HUBER Christopher	1.0	3	14:52	4:57	0/1	0	0/1	0												2		20		
8	BIENEK Andre	3.0	7	3:19:21	28:28	34/90	38	25/54	46	9/36	25	10/14	71	1	39	40	41	20	2	1	19	24	21	87	12.4
9	MAGENHEIM Sebastian	3.5	5	28:50	5:46	7/12	58	7/12	58			1/2	50	2	3	5	2	3	1		8	1	10	15	3.0
10	MOLLER Kai	3.0	4	27:51	6:57	1/5	20	1/5	20			3/4	75		4	4		2			1	2	-18	5	1.3
11	PASSIWAN Dirk	4.5	7	2:01:10	17:18	30/69	43	25/51	49	5/18	28	7/14	50	5	28	33	26	15	7	1	14	13	-2	72	10.3
12	HALOUSKI Alexandr	4.5	7	3:32:20	30:20	42/82	51	42/82	51			21/34	62	11	56	67	15	5	9	4	10	34	6	105	15.0
13	HALLER Jan	2.0	7	2:20:38	20:05	8/22	36	8/22	36			1/2	50	4	10	14	23	7	4	3	14	6	-7	17	2.4
14	BOHME Thomas	3.0	7	3:52:26	33:12	45/102	44	39/78	50	6/24	25	25/36	69	11	24	35	27	12	2	5	13	37	-2	121	17.3
15	KOHLER Dirk	4.0	5	29:28	5:53	5/9	56	5/9	56			2/2	100	2	8	10			1		2	2	4	12	2.4
Team / Coach														5	15	20		6			1				
Totals						181/417	43	160/336	48	21/81	26	70/108	65	45	198	243	143	80	33	14	118	123	1.1	453	64.7
Opponents						195/435	45	183/385	48	12/50	24	43/83	52	55	204	259	148	74	43	6	123	117	-1.1	445	63.6

AVERAGE PER GAME

	GER	Opponents
Points from Turnovers	81	75
Points in the Paint	238 (119/209) 57%	210 (105/203) 52%
Second Chance Points	35	43
Fast Break Points	108	88
Bench Points	123	118

	GER	Opponents
Total Field Goals Made	25.9	27.9
2-Points Field Goals Made	22.9	26.1
3-Points Field Goals Made	3.0	1.7
Free Throws Made	10.0	6.1
Offensive Rebounds	6.4	7.9
Defensive Rebounds	28.3	29.1
Total Rebounds	34.7	37.0
Assists	20.4	21.1
Fouls	16.9	17.6
Turnovers	11.4	10.6
Steals	4.7	6.1
Blocked Shots	2.0	0.9
Points from Turnovers	11.6	10.7
Points in the Paint	34.0	30.0
Second Chance Points	5.0	6.1
Fast Break Points	15.4	12.6
Bench Points	17.6	16.9

Phase	GER Played	Score		Field Goals		2 Points		3 Points		Free Throws		Rebounds			AS	TO	ST	BS	PF	FD
				M/A	%	M/A	%	M/A	%	M/A	%	OR	DR	TOT						
Group B Preliminary	IRI	63:69	For	24/61	39	19/49	39	5/12	42	10/19	53	8	23	31	21	10	3		19	23
			Agn.	31/65	48	29/60	48	2/5	40	5/10	50	15	32	47	17	16	6	1	23	19
Group B Preliminary	USA	52:77	For	23/52	44	20/39	51	3/13	23	3/4	75	3	25	28	15	17	1	3	17	7
			Agn.	33/66	50	28/57	49	5/9	56	6/11	55	8	27	35	28	5	10	2	7	16
Group B Preliminary	ALG	97:41	For	40/68	59	37/56	66	3/12	25	14/23	61	4	39	43	30	6	12	1	17	22
			Agn.	18/59	31	18/46	39	0/13	0	5/13	38	6	25	31	9	19	1		22	17
Group B Preliminary	GBR	52:66	For	23/55	42	23/48	48	0/7	0	6/10	60	5	25	30	13	10	3	1	14	16
			Agn.	31/61	51	30/56	54	1/5	20	3/4	75	5	30	35	22	4	7		16	14
Group B Preliminary	BRA	73:61	For	28/67	42	27/59	46	1/8	13	16/21	76	13	31	44	26	10	6	3	16	21
			Agn.	26/59	44	24/49	49	2/10	20	7/12	58	3	27	30	23	13	6		21	16
Quarterfinal	ESP	66:70	For	26/61	43	20/47	43	6/14	43	8/16	50	8	24	32	21	11	4	4	21	19
			Agn.	28/59	47	27/55	49	1/4	25	13/25	52	10	31	41	23	9	7	3	19	21
Classification Playoff 7/8	NED	50:61	For	17/53	32	14/38	37	3/15	20	13/15	87	4	31	35	17	16	4	2	14	15
			Agn.	28/66	42	27/62	44	1/4	25	4/8	50	8	32	40	26	8	6		15	14



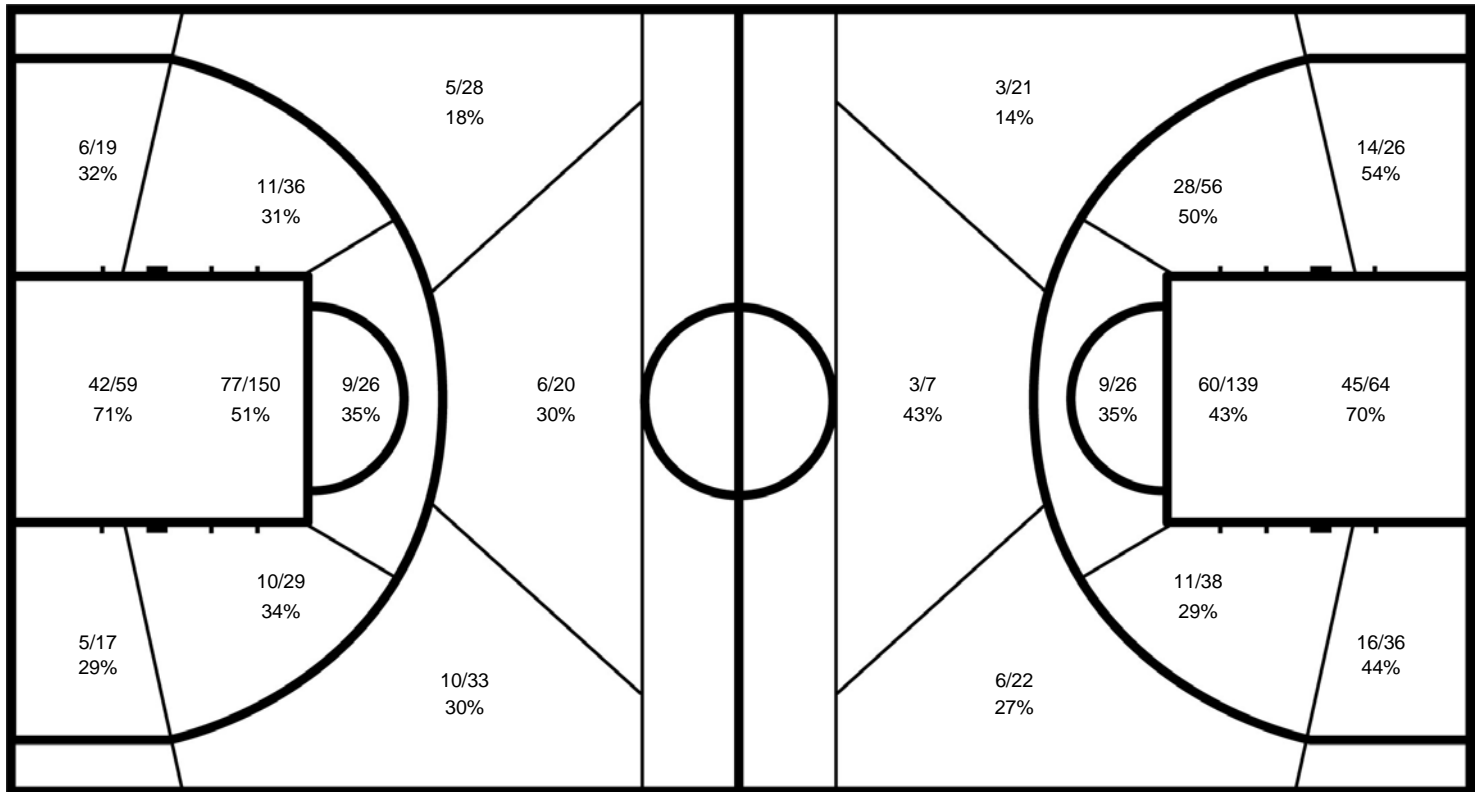
Cumulative Statistics
Estatísticas acumuladas

GER - Germany

After 7 games

GER - Germany

Opponents



GER

	M/A	%
Field Goals	181 / 417	43
2 Points	160 / 336	48
3 Points	21 / 81	26
Free Throws	70 / 108	65

Opponents

%	M/A	
45	195 / 435	Field Goals
48	183 / 385	2 Points
24	12 / 50	3 Points
52	43 / 83	Free Throws

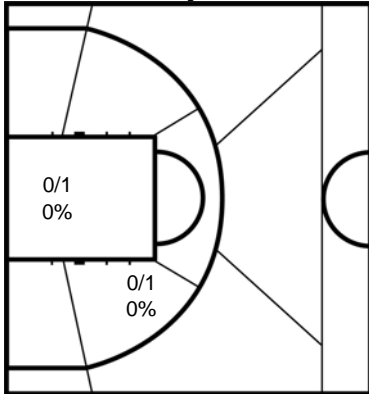


Cumulative Statistics
Estatísticas acumuladas

GER - Germany

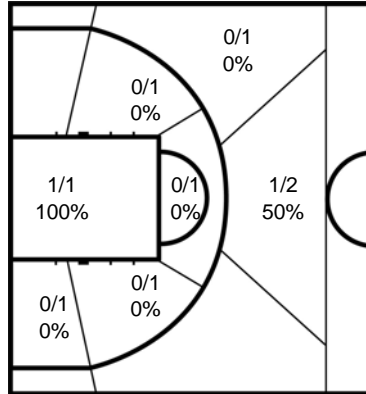
After 7 games

4 LOHMANN Bjorn



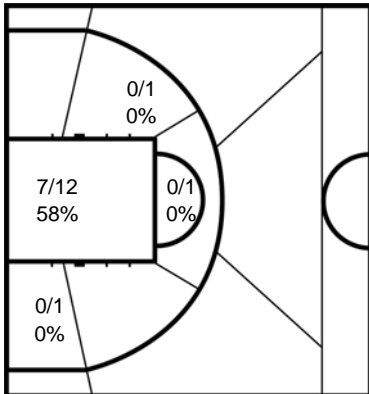
	M/A	%
Field Goals	0 / 2	0
2 Points	0 / 2	0
3 Points		
Free Throws		

5 DREIMULLER Nico



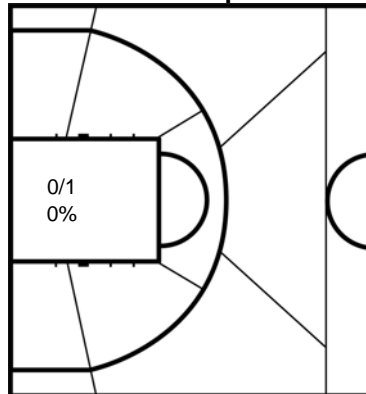
	M/A	%
Field Goals	2 / 8	25
2 Points	1 / 5	20
3 Points	1 / 3	33
Free Throws		

6 HEIMBACH Matthias



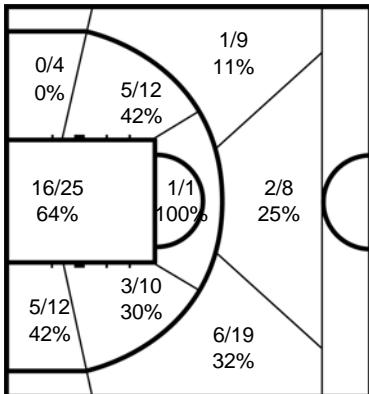
	M/A	%
Field Goals	7 / 15	47
2 Points	7 / 15	47
3 Points		
Free Throws		

7 HUBER Christopher



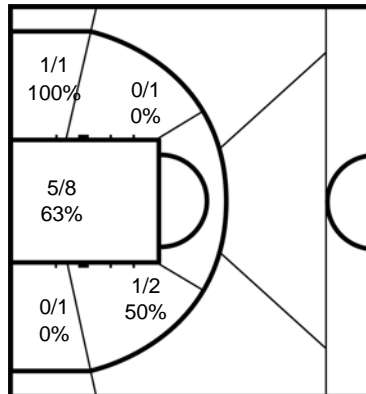
	M/A	%
Field Goals	0 / 1	0
2 Points	0 / 1	0
3 Points		
Free Throws		

8 BIENEK Andre



	M/A	%
Field Goals	34 / 90	38
2 Points	25 / 54	46
3 Points	9 / 36	25
Free Throws	10 / 14	71

9 MAGENHEIM Sebastian



	M/A	%
Field Goals	7 / 12	58
2 Points	7 / 12	58
3 Points		
Free Throws	1 / 2	50

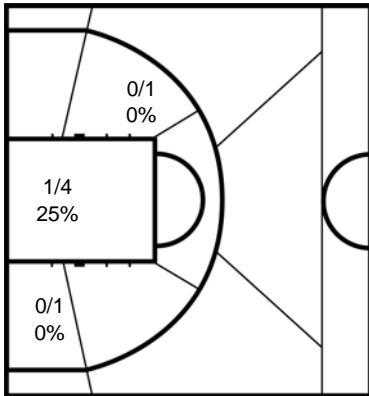


Cumulative Statistics Estatísticas acumuladas

GER - Germany

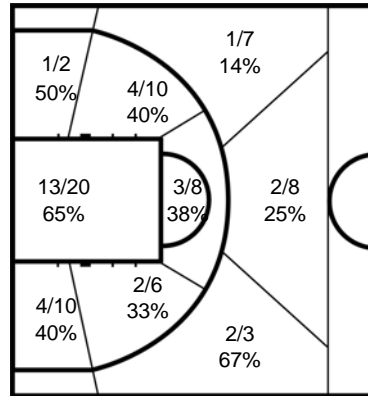
After 7 games

10 MOLLER Kai



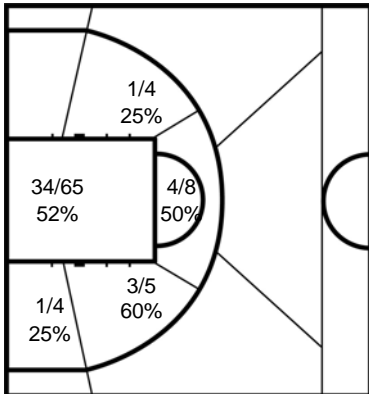
	M/A	%
Field Goals	1 / 5	20
2 Points	1 / 5	20
3 Points		
Free Throws	3 / 4	75

11 PASSIWAN Dirk



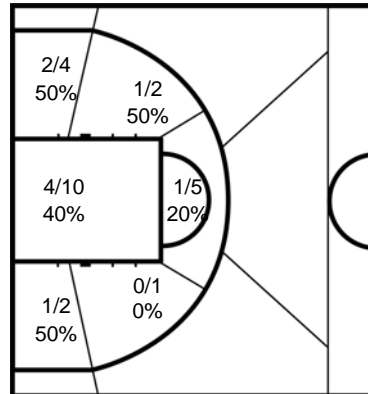
	M/A	%
Field Goals	30 / 69	43
2 Points	25 / 51	49
3 Points	5 / 18	28
Free Throws	7 / 14	50

12 HALOUSKI Alexandr



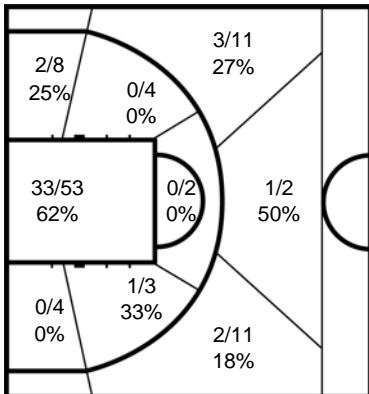
	M/A	%
Field Goals	42 / 82	51
2 Points	42 / 82	51
3 Points		
Free Throws	21 / 34	62

13 HALLER Jan



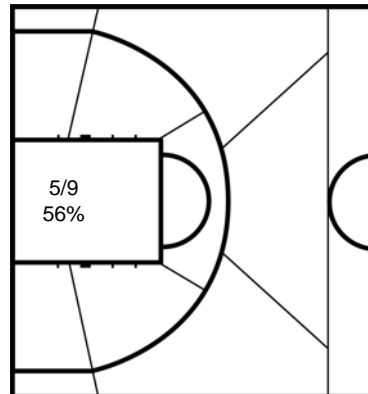
	M/A	%
Field Goals	8 / 22	36
2 Points	8 / 22	36
3 Points		
Free Throws	1 / 2	50

14 BOHME Thomas



	M/A	%
Field Goals	45 / 102	44
2 Points	39 / 78	50
3 Points	6 / 24	25
Free Throws	25 / 36	69

15 KOHLER Dirk



	M/A	%
Field Goals	5 / 9	56
2 Points	5 / 9	56
3 Points		
Free Throws	2 / 2	100

Legend:			
%	Shooting Percentage	(C)	Captain
BS	Blocked Shots	DR	Defensive Rebounds
MIN	Minutes Played	MPG	Minutes Played per Game
PPG	Points per Game	PTS	Points
		+/-	Plus-Minus
		FD	Fouls Drawn
		No.	Uniform Number
		ST	Steals
		Agn.	Against
		GP	Games Played
		OR	Offensive Rebounds
		TO	Turnovers
		AS	Assists
		M / A	Made / Attempts
		PF	Fouls
		TOT	Total Rebounds



Cumulative Statistics Estatísticas acumuladas

NED - Netherlands

After 7 games

No.	Name	Sport Class	GP	MIN	MPG	Field Goals		2 Points		3 Points		Free Throws		Rebounds			AS	TO	ST	BS	PF	FD	+/-	PTS	PPG
						M/A	%	M/A	%	M/A	%	M/A	%	OR	DR	TOT									
0	de JONG Frank	1.0	7	3:43:42	31:57	0/5	0	0/5	0			0/2	0	2	8	10	4	10	3		16	2	-8		
1	POGGENWISCH Robin	3.0	7	4:22:13	37:27	26/68	38	25/63	40	1/5	20	2/4	50	13	40	53	54	20	7	1	10	13	-44	55	7.9
2	van de KUILEN Marc	3.0	7	2:06:31	18:04	20/81	25	18/69	26	2/12	17	0/5	0	5	14	19	9	11	5	1	18	20	-44	42	6.0
4	NIJMAN Sebastiao	1.5	1	5:25	5:25	0/1	0	0/1	0												1		-5		
5	GROEN Walter	2.5	7	3:20:59	28:42	11/27	41	11/27	41			6/10	60	11	33	44	2	10	3	2	19	9	-28	28	4.0
6	de ROOIJ Anton	1.0	6	53:39	8:56	3/14	21	3/14	21						1	1		3	1		6	2	-41	6	1.0
8	OP den ORTH Mendel	4.0	7	1:21:40	11:40	7/11	64	7/11	64			0/11	0	3	16	19	2	2	6	1	10	9	-27	14	2.0
10	TOES Paul	4.5	4	18:23	4:35	4/6	67	4/6	67			2/4	50	2	4	6	1	2	1		4	3	-1	10	2.5
11	BELLERS Mattijs	4.5	7	3:01:41	25:57	30/62	48	30/62	48			6/13	46	12	33	45	4	9	4	1	9	11	-27	66	9.4
12	EVEN Gijs	4.5	1	1:02	1:02																		1		
15	ZANTINGE Quinten	3.0	1	1:02	1:02	1/2	50	0/1	0	1/1	100												1	3	3.0
23	KORKMAZ Mustafa (C)	3.0	7	4:03:43	34:49	59/137	43	51/113	45	8/24	33	12/21	57	6	18	24	34	25	4		15	37	-37	138	19.7
Team / Coach														3	9	12		7							
Totals						161/414	39	149/372	40	12/42	29	28/70	40	57	176	233	110	101	34	6	108	106	-7.4	362	51.7
Opponents						172/397	43	158/328	48	14/69	20	56/83	67	57	212	269	146	104	44	7	108	108	7.4	414	59.1

AVERAGE PER GAME

	NED	Opponents
Points from Turnovers	75	106
Points in the Paint	138 (69/151) 46%	178 (89/169) 53%
Second Chance Points	37	39
Fast Break Points	52	62
Bench Points	75	129

	NED	Opponents
Total Field Goals Made	23.0	24.6
2-Points Field Goals Made	21.3	22.6
3-Points Field Goals Made	1.7	2.0
Free Throws Made	4.0	8.0
Offensive Rebounds	8.1	8.1
Defensive Rebounds	25.1	30.3
Total Rebounds	33.3	38.4
Assists	15.7	20.9
Fouls	15.4	15.4
Turnovers	14.4	14.9
Steals	4.9	6.3
Blocked Shots	0.9	1.0
Points from Turnovers	10.7	15.1
Points in the Paint	19.7	25.4
Second Chance Points	5.3	5.6
Fast Break Points	7.4	8.9
Bench Points	10.7	18.4

Phase	NED Played	Score		Field Goals		2 Points		3 Points		Free Throws		Rebounds			AS	TO	ST	BS	PF	FD
				M/A	%	M/A	%	M/A	%	M/A	%	OR	DR	TOT						
Group A Preliminary	AUS	50:70	For	20/58	34	16/50	32	4/8	50	6/25	24	9	22	31	18	13	6	1	17	26
			Agn.	29/54	54	26/43	60	3/11	27	9/13	69	5	40	45	24	17	7	1	26	17
Group A Preliminary	CAN	49:32	For	22/61	36	20/55	36	2/6	33	3/7	43	8	29	37	15	18	7	1	14	12
			Agn.	13/53	25	11/42	26	2/11	18	4/6	67	9	32	41	11	20	5		14	14
Group A Preliminary	JPN	67:59	For	32/56	57	32/54	59	0/2	0	3/11	27	2	22	24	20	6	5		15	13
			Agn.	24/54	44	22/48	46	2/6	33	9/13	69	10	25	35	19	13	3		13	15
Group A Preliminary	TUR	50:67	For	23/65	35	21/57	37	2/8	25	2/2	100	15	21	36	17	17	4	2	16	13
			Agn.	30/61	49	30/55	55	0/6	0	7/11	64	11	25	36	25	13	9		13	16
Group A Preliminary	ESP	48:66	For	20/61	33	18/53	34	2/8	25	6/12	50	11	25	36	8	19	5	2	15	16
			Agn.	29/64	45	26/53	49	3/11	27	5/9	56	11	33	44	27	18	10	3	16	15
Quarterfinal	USA	37:70	For	16/47	34	15/41	37	1/6	17	4/5	80	4	25	29	6	20	1		16	12
			Agn.	30/58	52	29/49	59	1/9	11	9/16	56	7	26	33	23	7	6	1	12	16
Classification Playoff 7/8	GER	61:50	For	28/66	42	27/62	44	1/4	25	4/8	50	8	32	40	26	8	6		15	14
			Agn.	17/53	32	14/38	37	3/15	20	13/15	87	4	31	35	17	16	4	2	14	15



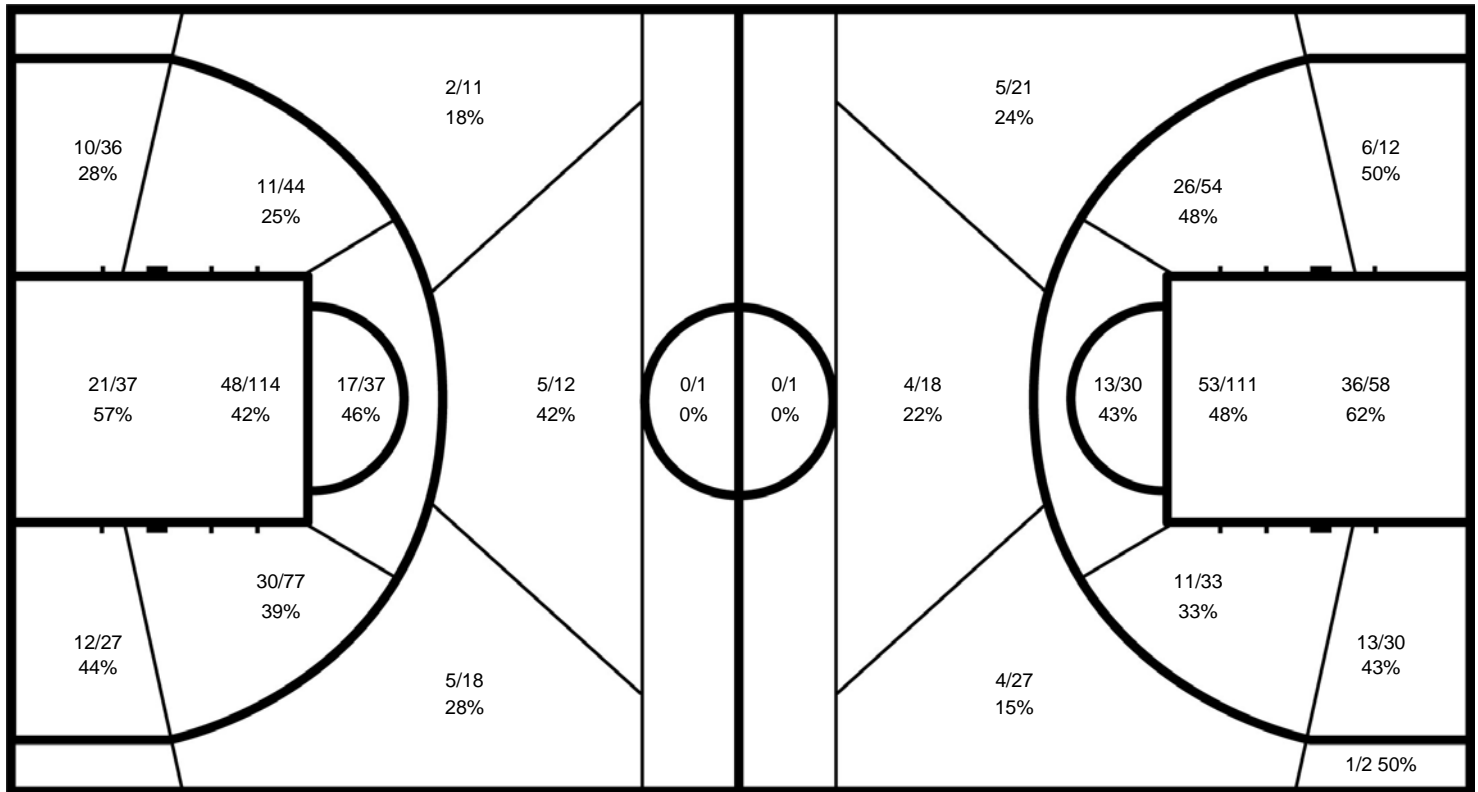
Cumulative Statistics
Estatísticas acumuladas

NED - Netherlands

After 7 games

NED - Netherlands

Opponents



NED

	M/A	%
Field Goals	161 / 414	39
2 Points	149 / 372	40
3 Points	12 / 42	29
Free Throws	28 / 70	40

Opponents

%	M/A	
43	172 / 397	Field Goals
48	158 / 328	2 Points
20	14 / 69	3 Points
67	56 / 83	Free Throws

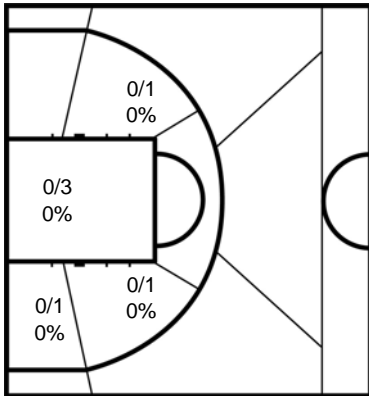


Cumulative Statistics Estatísticas acumuladas

NED - Netherlands

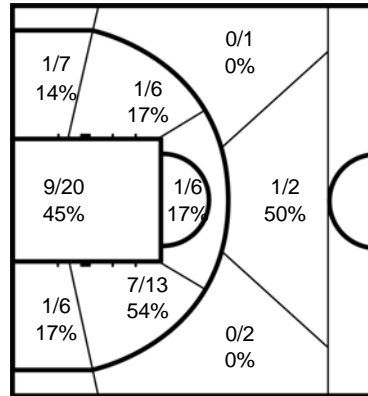
After 7 games

0 de JONG Frank



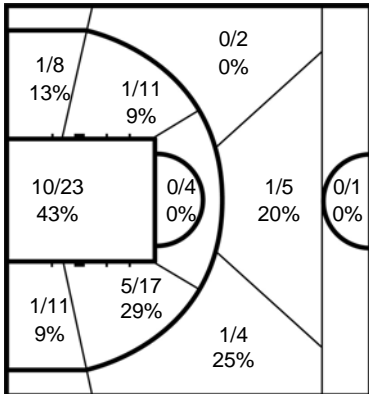
	M/A	%
Field Goals	0 / 5	0
2 Points	0 / 5	0
3 Points		
Free Throws	0 / 2	0

1 POGGENWISCH Robin



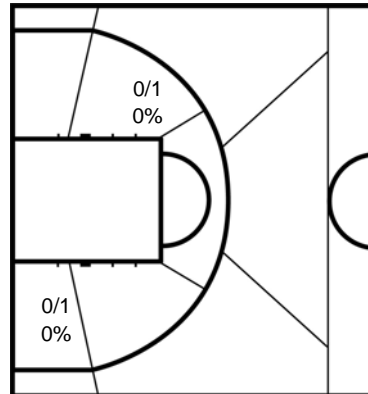
	M/A	%
Field Goals	26 / 68	38
2 Points	25 / 63	40
3 Points	1 / 5	20
Free Throws	2 / 4	50

2 van de KUILEN Marc



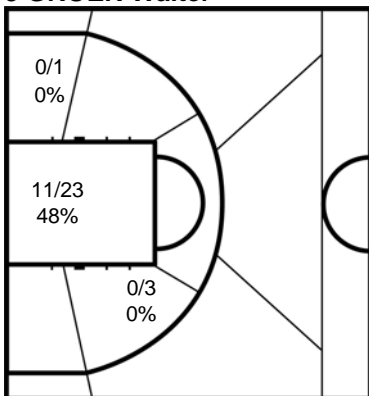
	M/A	%
Field Goals	20 / 81	25
2 Points	18 / 69	26
3 Points	2 / 12	17
Free Throws	0 / 5	0

4 NIJMAN Sebastiao



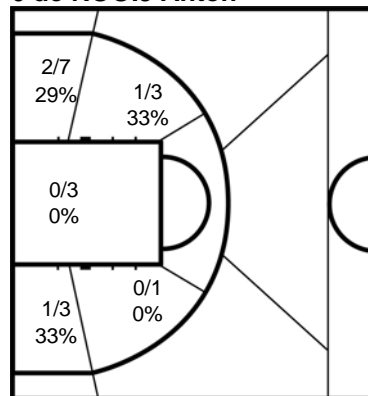
	M/A	%
Field Goals	0 / 1	0
2 Points	0 / 1	0
3 Points		
Free Throws		

5 GROEN Walter



	M/A	%
Field Goals	11 / 27	41
2 Points	11 / 27	41
3 Points		
Free Throws	6 / 10	60

6 de ROOIJ Anton



	M/A	%
Field Goals	3 / 14	21
2 Points	3 / 14	21
3 Points		
Free Throws		

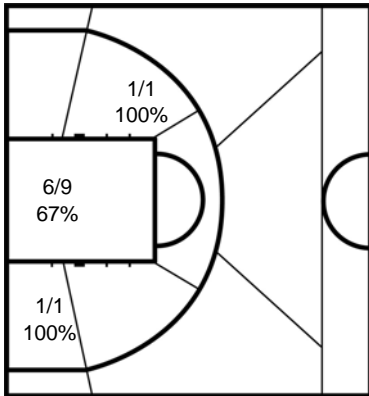


Cumulative Statistics Estatísticas acumuladas

NED - Netherlands

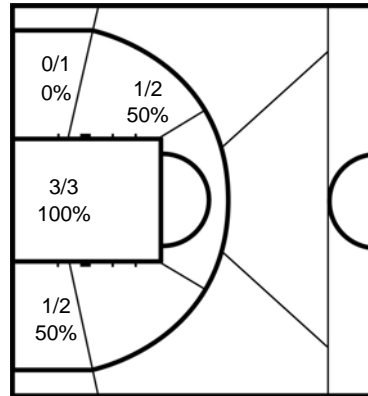
After 7 games

8 OP den ORTH Mendel



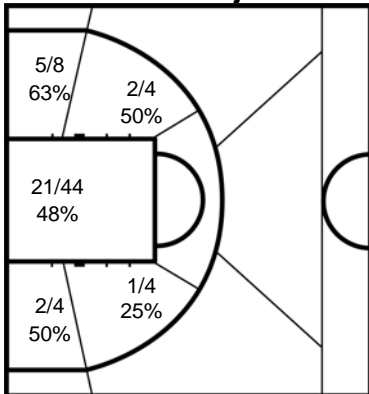
	M/A	%
Field Goals	7 / 11	64
2 Points	7 / 11	64
3 Points		
Free Throws	0 / 11	0

10 TOES Paul



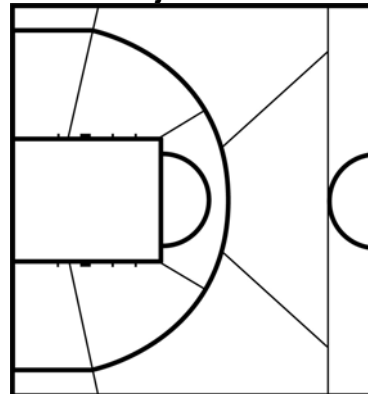
	M/A	%
Field Goals	4 / 6	67
2 Points	4 / 6	67
3 Points		
Free Throws	2 / 4	50

11 BELLERS Mattijs



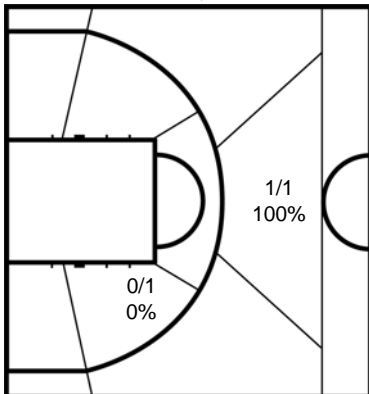
	M/A	%
Field Goals	30 / 62	48
2 Points	30 / 62	48
3 Points		
Free Throws	6 / 13	46

12 EVEN Gijs



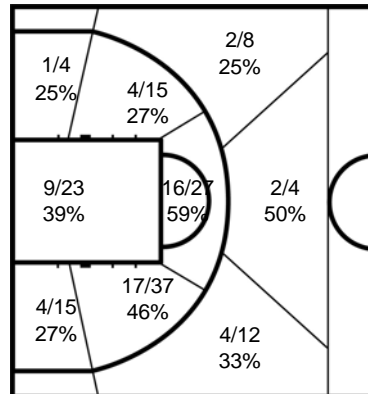
	M/A	%
Field Goals		
2 Points		
3 Points		
Free Throws		

15 ZANTINGE Quinten



	M/A	%
Field Goals	1 / 2	50
2 Points	0 / 1	0
3 Points	1 / 1	100
Free Throws		

23 KORKMAZ Mustafa



	M/A	%
Field Goals	59 / 137	43
2 Points	51 / 113	45
3 Points	8 / 24	33
Free Throws	12 / 21	57

Legend:									
%	Shooting Percentage	(C)	Captain	+/-	Plus-Minus	Agn.	Against	AS	Assists
BS	Blocked Shots	DR	Defensive Rebounds	FD	Fouls Drawn	GP	Games Played	M / A	Made / Attempts
MIN	Minutes Played	MPG	Minutes Played per Game	No.	Uniform Number	OR	Offensive Rebounds	PF	Fouls
PPG	Points per Game	PTS	Points	ST	Steals	TO	Turnovers	TOT	Total Rebounds



Cumulative Statistics Estatísticas acumuladas

JPN - Japan

After 6 games

No.	Name	Sport Class	GP	MIN	MPG	Field Goals		2 Points		3 Points		Free Throws		Rebounds			AS	TO	ST	BS	PF	FD	+/-	PTS	PPG																																
						M/A	%	M/A	%	M/A	%	M/A	%	OR	DR	TOT																																									
0	CHOKAI Renshi	2.0	6	1:18:09	13:01	10/26	38	10/26	38			7/13	54	2	2	4	4	2	3		7	14	-2	27	4.5																																
2	TOYOSHIMA Akira	2.0	6	3:03:25	30:34	14/26	54	14/26	54			3/6	50	6	3	9	2	1	2		11	6	-9	31	5.2																																
3	TSUCHIKO Daisuke	4.0	6	48:16	8:02	9/24	38	9/23	39	0/1	0	7/7	100		11	11	1	1		4	5	-13	25	4.2																																	
4	FUJIMOTO Reo (C)	4.5	6	3:01:13	30:12	45/98	46	45/95	47	0/3	0	6/9	67	7	38	45	16	10	2	1	10	20	-11	96	16.0																																
10	MIYAJIMA Tetsuya	4.0	6	59:36	9:56	3/12	25	3/9	33	0/3	0	5/6	83	6	6	12	18	7	6	1	8	4	3	11	1.8																																
11	FUJISAWA Kiyoshi	2.0	6	1:14:11	12:21	7/20	35	7/20	35			2/4	50	5	4	9	6	1	1		10	4	0	16	2.7																																
13	CHIWAKI Mitsugu	2.5	6	2:39:27	26:34	9/19	47	9/19	47			3/8	38	8	30	38	4	6	2		5	5	-11	21	3.5																																
15	FUJII Shingo	1.5	6	1:40:33	16:45	1/3	33	1/3	33					2	6	8	3	5			3	1	-11	2	0.3																																
18	NAGATA Hiroyuki	2.0	6	58:59	9:49	6/15	40	6/15	40			2/6	33	5	4	9	3	4	2		9	3	4	14	2.3																																
24	MURAKAMI Naohiro	4.0	4	17:17	4:19	5/11	45	5/11	45			0/2	0	1	2	3	6	1	1		1	1	17	10	2.5																																
31	ISHIKAWA Takenori	1.5	6	1:05:19	10:53	2/5	40	2/5	40			2/2	100	1	6	7	5	5	1		5	3	2	6	1.0																																
55	KOZAI Hiroaki	3.5	6	2:53:35	28:55	35/92	38	30/70	43	5/22	23	9/14	64	3	28	31	57	14	3		10	28	-14	84	14.0																																
Team / Coach												9			11			20			8																																				
Totals						146/351		42		141/322		44		5/29		17		46/77		60		55			151			206			125			65			23			2			83			94			-1.5			343			57.2		
Opponents						159/340		47		151/301		50		8/39		21		26/53		49		36			164			200			110			74			23			9			94			83			1.5			352			58.7		

AVERAGE PER GAME

	JPN	Opponents
Points from Turnovers	69	55
Points in the Paint	156 (78/163) 48%	186 (93/170) 55%
Second Chance Points	17	38
Fast Break Points	55	47
Bench Points	109	115

	JPN	Opponents
Total Field Goals Made	24.3	26.5
2-Points Field Goals Made	23.5	25.2
3-Points Field Goals Made	0.8	1.3
Free Throws Made	7.7	4.3
Offensive Rebounds	9.2	6.0
Defensive Rebounds	25.2	27.3
Total Rebounds	34.3	33.3
Assists	20.8	18.3
Fouls	13.8	15.7
Turnovers	10.8	12.3
Steals	3.8	3.8
Blocked Shots	0.3	1.5
Points from Turnovers	11.5	9.2
Points in the Paint	26.0	31.0
Second Chance Points	2.8	6.3
Fast Break Points	9.2	7.8
Bench Points	18.2	19.2

Phase	JPN Played	Score	Field Goals		2 Points		3 Points		Free Throws		Rebounds			AS	TO	ST	BS	PF	FD	
			M/A	%	M/A	%	M/A	%	M/A	%	OR	DR	TOT							
Group A Preliminary	TUR	49:65	For	22/59	37	22/56	39	0/3	0	5/7	71	8	21	29	18	9	1		10	9
			Agn.	30/63	48	27/54	50	3/9	33	2/4	50	12	30	42	19	11	2	4	9	10
Group A Preliminary	ESP	39:55	For	18/67	27	18/59	31	0/8	0	3/7	43	12	31	43	15	7	2		13	12
			Agn.	25/61	41	23/53	43	2/8	25	3/6	50	7	38	45	15	9	1	3	12	13
Group A Preliminary	NED	59:67	For	24/54	44	22/48	46	2/6	33	9/13	69	10	25	35	19	13	3		13	15
			Agn.	32/56	57	32/54	59	0/2	0	3/11	27	2	22	24	20	6	5		15	13
Group A Preliminary	CAN	76:45	For	33/61	54	31/55	56	2/6	33	8/10	80	3	30	33	25	11	6	1	23	18
			Agn.	16/49	33	15/41	37	1/8	13	12/18	67	4	25	29	13	21		1	18	23
Group A Preliminary	AUS	55:68	For	22/59	37	21/54	39	1/5	20	10/14	71	13	20	33	20	13	6	1	16	17
			Agn.	32/54	59	32/52	62	0/2	0	4/12	33	4	26	30	26	13	7	1	17	16
Classification Playoff 9/10	IRI	65:52	For	27/51	53	27/50	54	0/1	0	11/26	42	9	24	33	28	12	5		8	23
			Agn.	24/57	42	22/47	47	2/10	20	2/2	100	7	23	30	17	14	8		23	8



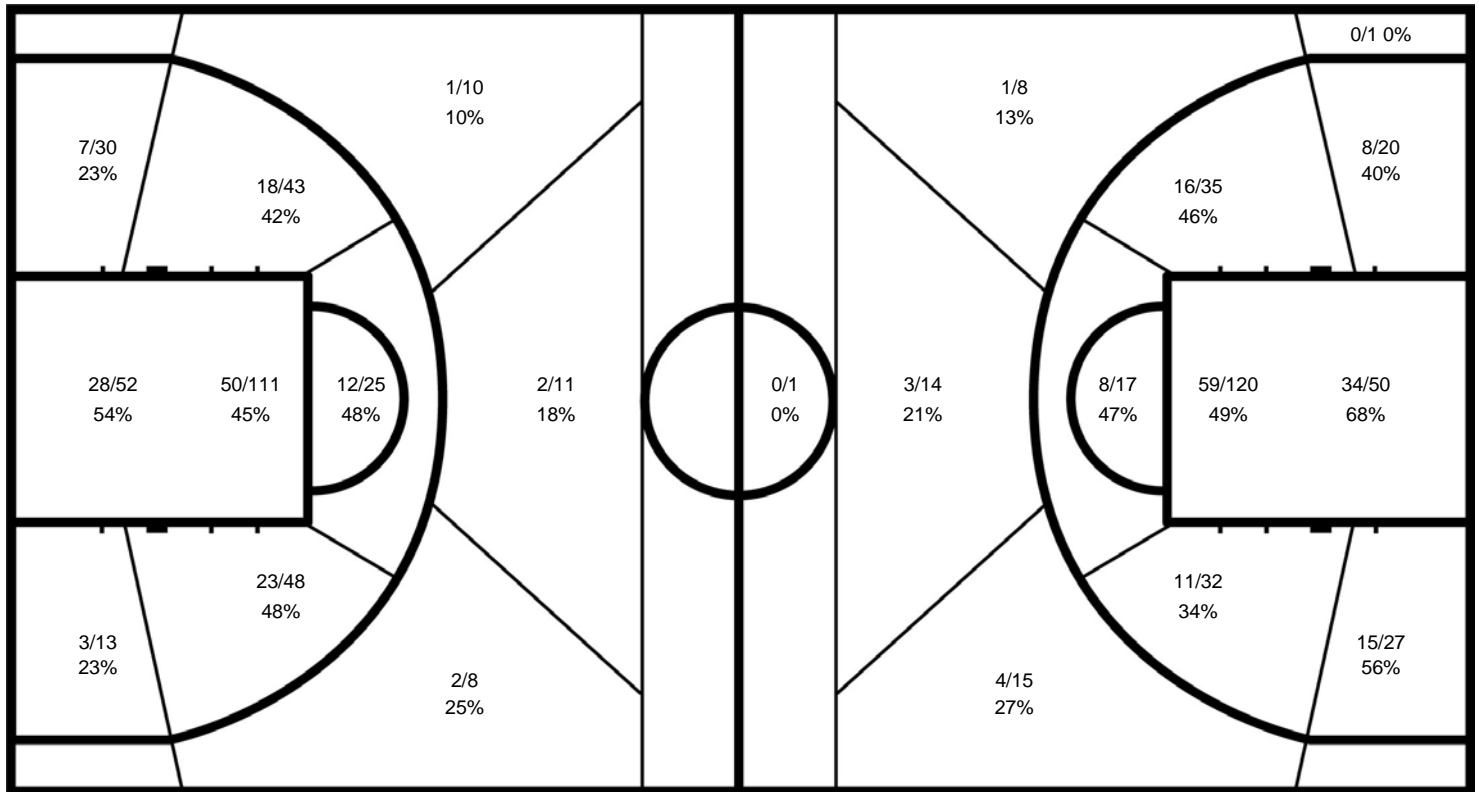
Cumulative Statistics
Estatísticas acumuladas

JPN - Japan

After 6 games

JPN - Japan

Opponents



JPN

	M/A	%
Field Goals	146 / 351	42
2 Points	141 / 322	44
3 Points	5 / 29	17
Free Throws	46 / 77	60

Opponents

%	M/A	
47	159 / 340	Field Goals
50	151 / 301	2 Points
21	8 / 39	3 Points
49	26 / 53	Free Throws

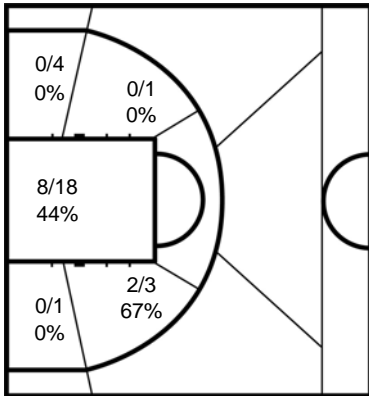


Cumulative Statistics Estatísticas acumuladas

JPN - Japan

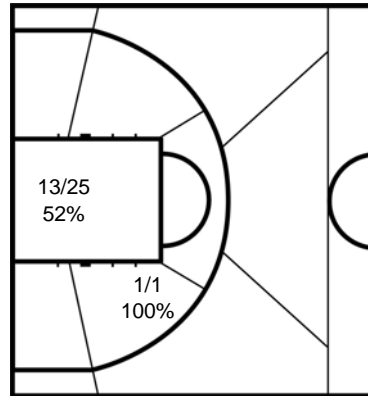
After 6 games

0 CHOKAI Renshi



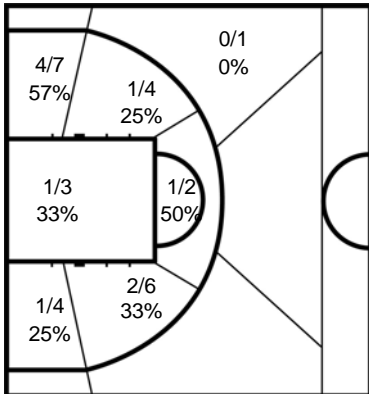
	M/A	%
Field Goals	10 / 26	38
2 Points	10 / 26	38
3 Points		
Free Throws	7 / 13	54

2 TOYOSHIMA Akira



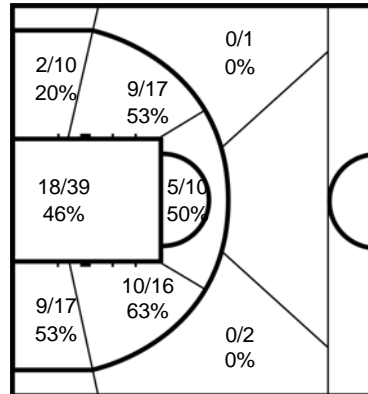
	M/A	%
Field Goals	14 / 26	54
2 Points	14 / 26	54
3 Points		
Free Throws	3 / 6	50

3 TSUCHIKO Daisuke



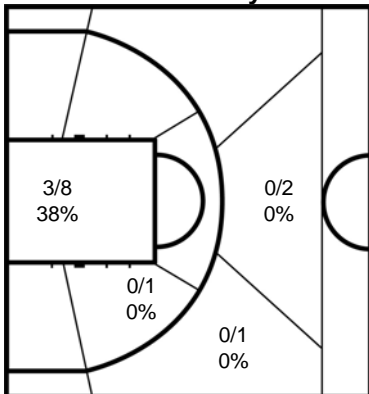
	M/A	%
Field Goals	9 / 24	38
2 Points	9 / 23	39
3 Points	0 / 1	0
Free Throws	7 / 7	100

4 FUJIMOTO Reo



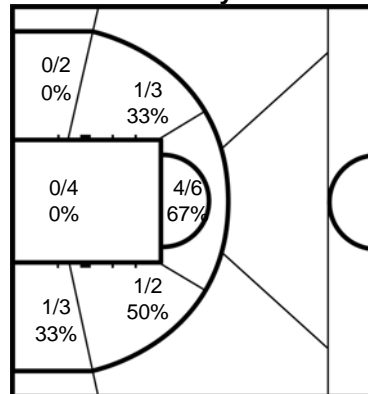
	M/A	%
Field Goals	45 / 98	46
2 Points	45 / 95	47
3 Points	0 / 3	0
Free Throws	6 / 9	67

10 MIYAJIMA Tetsuya



	M/A	%
Field Goals	3 / 12	25
2 Points	3 / 9	33
3 Points	0 / 3	0
Free Throws	5 / 6	83

11 FUJISAWA Kiyoshi



	M/A	%
Field Goals	7 / 20	35
2 Points	7 / 20	35
3 Points		
Free Throws	2 / 4	50

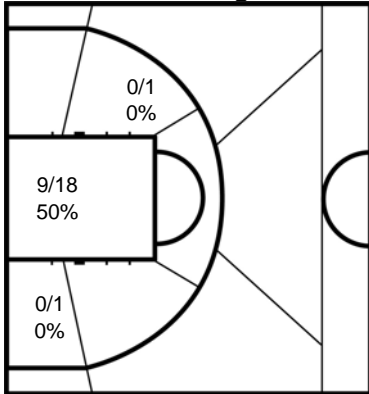


Cumulative Statistics Estatísticas acumuladas

JPN - Japan

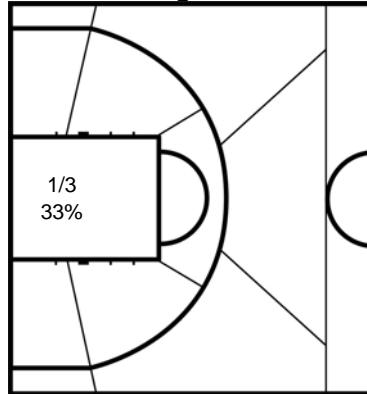
After 6 games

13 CHIWAKI Mitsugu



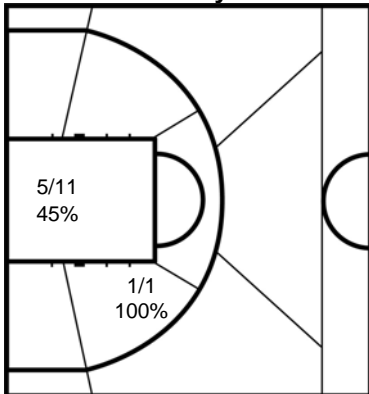
	M/A	%
Field Goals	9 / 19	47
2 Points	9 / 19	47
3 Points		
Free Throws	3 / 8	38

15 FUJII Shingo



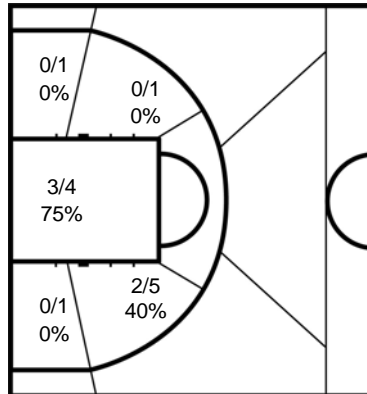
	M/A	%
Field Goals	1 / 3	33
2 Points	1 / 3	33
3 Points		
Free Throws		

18 NAGATA Hiroyuki



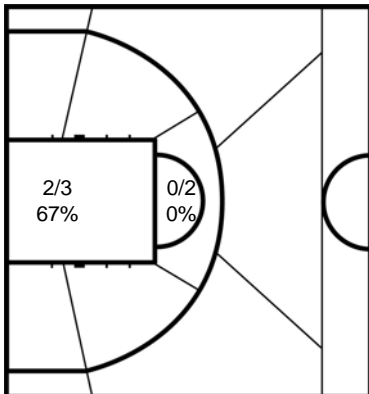
	M/A	%
Field Goals	6 / 15	40
2 Points	6 / 15	40
3 Points		
Free Throws	2 / 6	33

24 MURAKAMI Naohiro



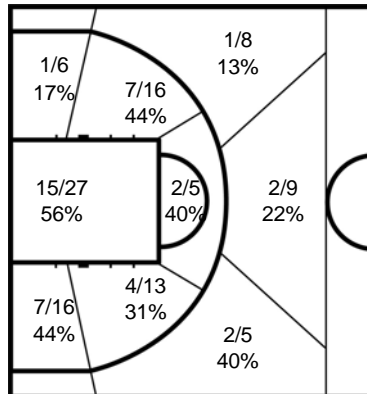
	M/A	%
Field Goals	5 / 11	45
2 Points	5 / 11	45
3 Points		
Free Throws	0 / 2	0

31 ISHIKAWA Takenori



	M/A	%
Field Goals	2 / 5	40
2 Points	2 / 5	40
3 Points		
Free Throws	2 / 2	100

55 KOZAI Hiroaki



	M/A	%
Field Goals	35 / 92	38
2 Points	30 / 70	43
3 Points	5 / 22	23
Free Throws	9 / 14	64

Legend:			
%	Shooting Percentage	(C)	Captain
BS	Blocked Shots	DR	Defensive Rebounds
MIN	Minutes Played	MPG	Minutes Played per Game
PPG	Points per Game	PTS	Points
		+/-	Plus-Minus
		FD	Fouls Drawn
		No.	Uniform Number
		ST	Steals
		Agn.	Against
		GP	Games Played
		OR	Offensive Rebounds
		TO	Turnovers
		AS	Assists
		M / A	Made / Attempts
		PF	Fouls
		TOT	Total Rebounds



Cumulative Statistics Estatísticas acumuladas

IRI - Islamic Republic of Iran

After 6 games

No.	Name	Sport Class	GP	MIN	MPG	Field Goals		2 Points		3 Points		Free Throws		Rebounds			AS	TO	ST	BS	PF	FD	+/-	PTS	PPG							
						M/A	%	M/A	%	M/A	%	M/A	%	OR	DR	TOT																
4	BALAGHI Saman	1.0	6	1:20:53	13:28	5/13	38	5/13	38					2	6	8	3			1		6		-26	10	1.7						
5	MOHAMMAD NEZHAD Mohammad	1.0	6	2:34:04	25:40	1/8	13	1/8	13			0/2	0	2	6	8	3	5	3	1	10	3	-21	2	0.3							
6	HOSSEINPOUR Esmail	1.5	6	2:21:13	23:32	4/19	21	4/18	22	0/1	0			3	4	7	13	13	4		15	11	-56	8	1.3							
7	GHOLAMAZAD Vahid (C)	4.5	6	2:33:23	25:33	33/56	59	32/52	62	1/4	25	11/16	69	7	36	43	21	18	9	3	18	24	-23	78	13.0							
8	BAGZADEHFARD Iman	4.0	4	23:59	5:59	3/7	43	3/6	50	0/1	0	1/1	100	2	2	4	1	3	1			1	-31	7	1.8							
9	SEHI Mohammad	1.5	6	54:18	9:03	2/7	29	2/7	29					1		1	7	2	1		7		-45	4	0.7							
10	TOLOUEI Mohsen	3.5	4	44:09	11:02	6/11	55	6/10	60	0/1	0	0/1	0	1	4	5	7	5		2	2	-15	12	3.0								
11	MANSOURI Hakim	2.0	6	52:45	8:47	3/8	38	3/7	43	0/1	0	2/2	100	2	2	4		4		1	5	1	-18	8	1.3							
12	HADIAZHAR Omid	4.0	6	2:20:38	23:26	37/74	50	36/65	55	1/9	11	7/11	64	6	19	25	18	18	8		15	16	-25	82	13.7							
13	ABEDI Morteza	3.0	6	2:28:30	24:45	26/46	57	26/45	58	0/1	0	1/2	50	13	17	30	7	11	3	2	16	3	-36	53	8.8							
14	EBRAHIMI Morteza	4.5	6	2:23:41	23:56	32/80	40	28/64	44	4/16	25	7/9	78	6	25	31	16	24	7	4	16	20	-75	75	12.5							
15	ABDI Hassan	2.0	6	1:02:27	10:24	4/9	44	4/8	50	0/1	0				1	1	5	7			4		-24	8	1.3							
Team / Coach																		10	13	23		12										
Totals						156/338	46	150/303	50	6/35	17	29/44	66	55	135	190	101	122	42	11	114	81	-13.2	347	57.8							
Opponents						180/355	51	167/313	53	13/42	31	53/101	52	60	129	189	167	86	47	4	81	113	13.2	426	71.0							

AVERAGE PER GAME

	IRI	Opponents
Points from Turnovers	65	121
Points in the Paint	200 (100/177) 56%	218 (109/186) 59%
Second Chance Points	62	35
Fast Break Points	62	136
Bench Points	120	137

	IRI	Opponents
Total Field Goals Made	26.0	30.0
2-Points Field Goals Made	25.0	27.8
3-Points Field Goals Made	1.0	2.2
Free Throws Made	4.8	8.8
Offensive Rebounds	9.2	10.0
Defensive Rebounds	22.5	21.5
Total Rebounds	31.7	31.5
Assists	16.8	27.8
Fouls	19.0	13.5
Turnovers	20.3	14.3
Steals	7.0	7.8
Blocked Shots	1.8	0.7
Points from Turnovers	10.8	20.2
Points in the Paint	33.3	36.3
Second Chance Points	10.3	5.8
Fast Break Points	10.3	22.7
Bench Points	20.0	22.8

Phase	IRI Played	Score		Field Goals		2 Points		3 Points		Free Throws		Rebounds			AS	TO	ST	BS	PF	FD
				M/A	%	M/A	%	M/A	%	M/A	%	OR	DR	TOT						
Group B Preliminary	GER	69:63	For	31/65	48	29/60	48	2/5	40	5/10	50	15	32	47	17	16	6	1	23	19
			Agn.	24/61	39	19/49	39	5/12	42	10/19	53	8	23	31	21	10	3		19	23
Group B Preliminary	GBR	60:84	For	25/59	42	24/53	45	1/6	17	9/12	75	10	16	26	16	19	4	1	15	18
			Agn.	38/65	58	36/60	60	2/5	40	6/12	50	13	26	39	33	13	8	2	18	15
Group B Preliminary	USA	44:93	For	21/46	46	21/42	50	0/4	0	2/5	40	6	17	23	16	24	2	2	17	7
			Agn.	41/67	61	37/58	64	4/9	44	7/13	54	11	19	30	39	7	14	1	7	17
Group B Preliminary	BRA	50:73	For	21/45	47	20/40	50	1/5	20	7/10	70	5	20	25	12	31	12		14	14
			Agn.	31/57	54	30/54	56	1/3	33	10/14	71	8	18	26	28	12	1	14	13	
Group B Preliminary	ALG	72:48	For	34/66	52	34/61	56	0/5	0	4/5	80	12	27	39	23	18	10	7	22	15
			Agn.	19/54	35	18/42	43	1/12	8	9/17	53	11	19	30	18	22	5		15	22
Classification Playoff 9/10	JPN	52:65	For	24/57	42	22/47	47	2/10	20	2/2	100	7	23	30	17	14	8		23	8
			Agn.	27/51	53	27/50	54	0/1	0	11/26	42	9	24	33	28	12	5		8	23



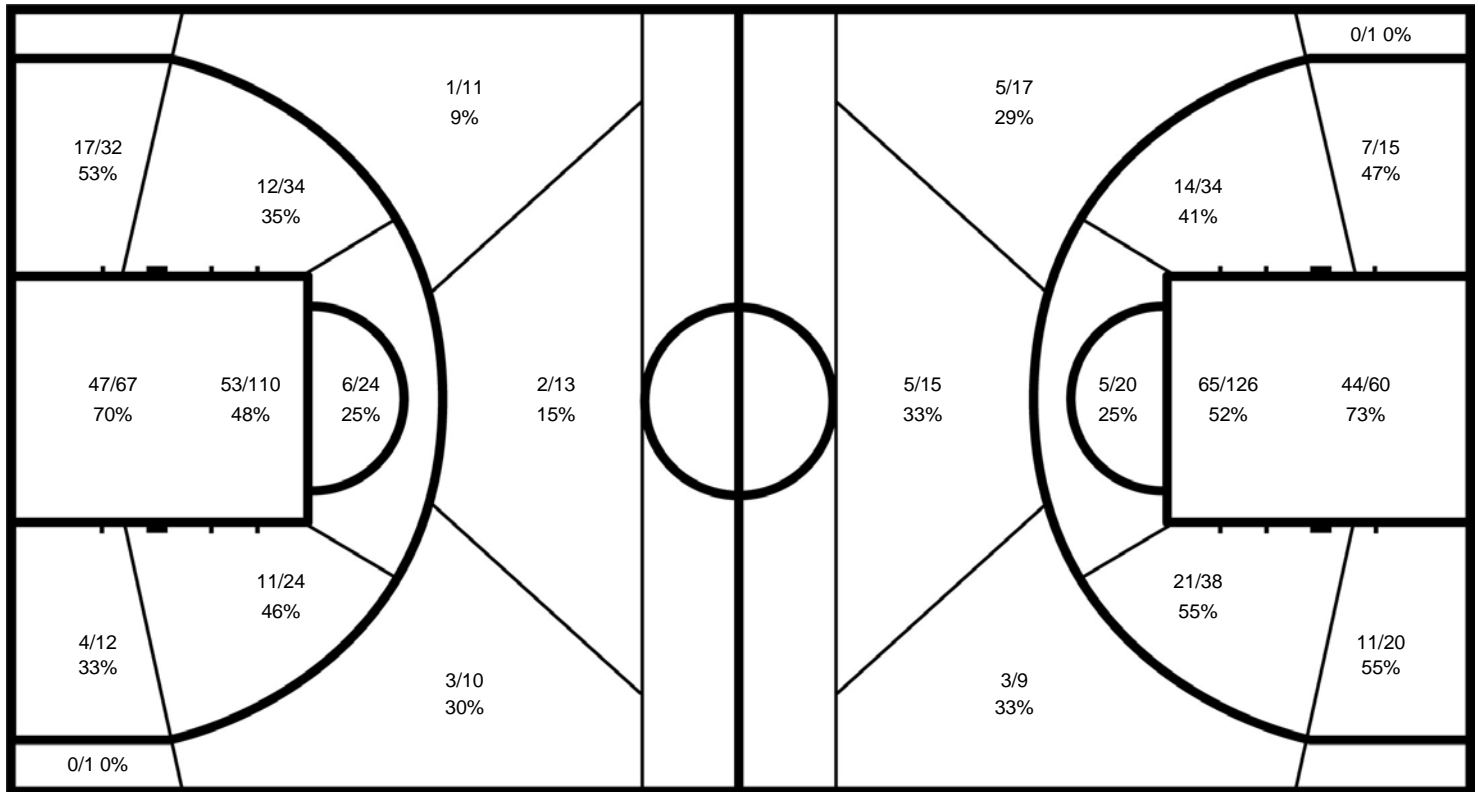
Cumulative Statistics
Estatísticas acumuladas

IRI - Islamic Republic of Iran

After 6 games

IRI - Islamic Republic of Iran

Opponents



IRI

	M/A	%
Field Goals	156 / 338	46
2 Points	150 / 303	50
3 Points	6 / 35	17
Free Throws	29 / 44	66

Opponents

%	M/A	
51	180 / 355	Field Goals
53	167 / 313	2 Points
31	13 / 42	3 Points
52	53 / 101	Free Throws



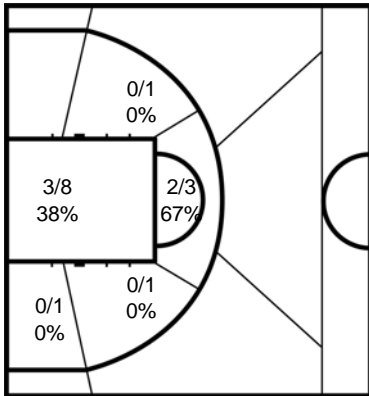
Cumulative Statistics

Estatísticas acumuladas

IRI - Islamic Republic of Iran

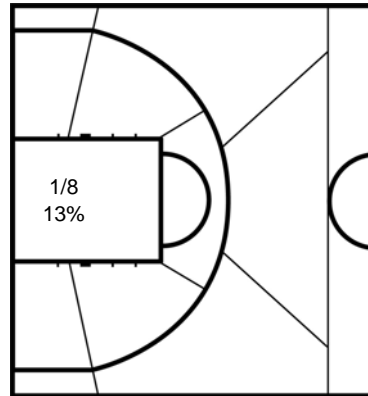
After 6 games

4 BALAGHI Saman



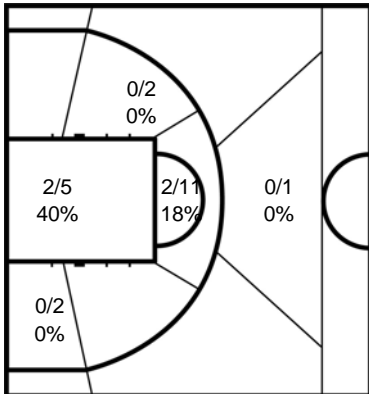
	M/A	%
Field Goals	5 / 13	38
2 Points	5 / 13	38
3 Points		
Free Throws		

5 MOHAMMAD NEZHAD Mohammad



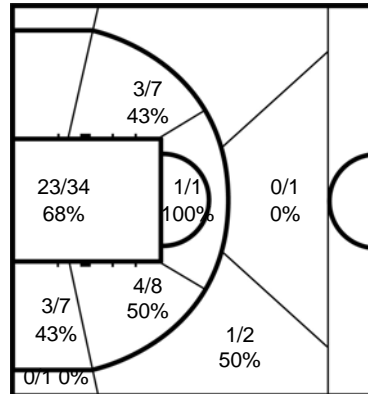
	M/A	%
Field Goals	1 / 8	13
2 Points	1 / 8	13
3 Points		
Free Throws	0 / 2	0

6 HOSSEINPOUR Esmail



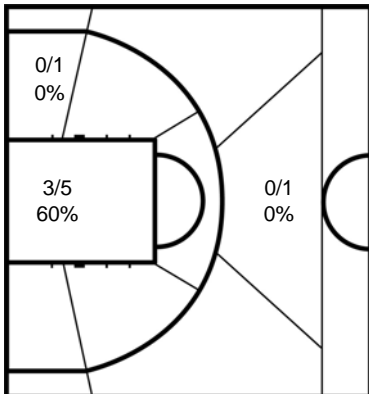
	M/A	%
Field Goals	4 / 19	21
2 Points	4 / 18	22
3 Points	0 / 1	0
Free Throws		

7 GHOLAMAZAD Vahid



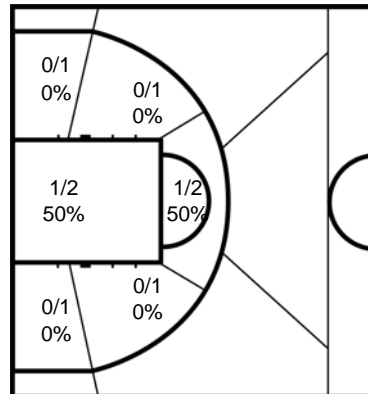
	M/A	%
Field Goals	33 / 56	59
2 Points	32 / 52	62
3 Points	1 / 4	25
Free Throws	11 / 16	69

8 BAGZADEHFARD Iman



	M/A	%
Field Goals	3 / 7	43
2 Points	3 / 6	50
3 Points	0 / 1	0
Free Throws	1 / 1	100

9 SEHI Mohammad



	M/A	%
Field Goals	2 / 7	29
2 Points	2 / 7	29
3 Points		
Free Throws		

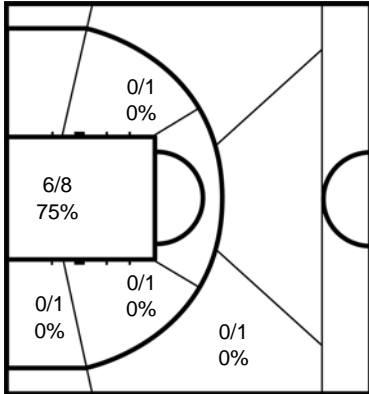


Cumulative Statistics Estatísticas acumuladas

IRI - Islamic Republic of Iran

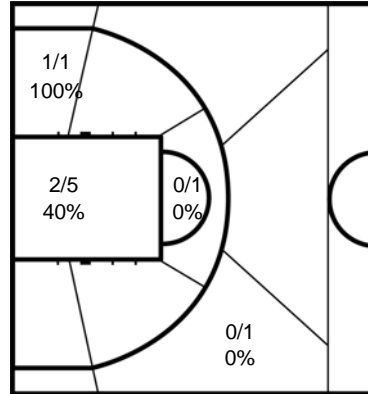
After 6 games

10 TOLOUEI Mohsen



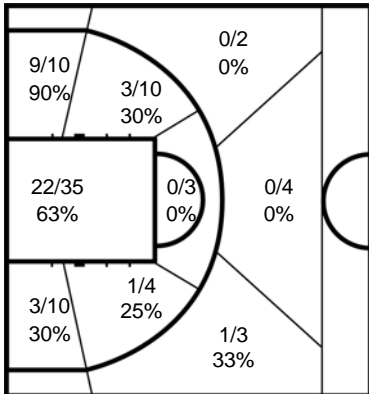
	M/A	%
Field Goals	6 / 11	55
2 Points	6 / 10	60
3 Points	0 / 1	0
Free Throws	0 / 1	0

11 MANSOURI Hakim



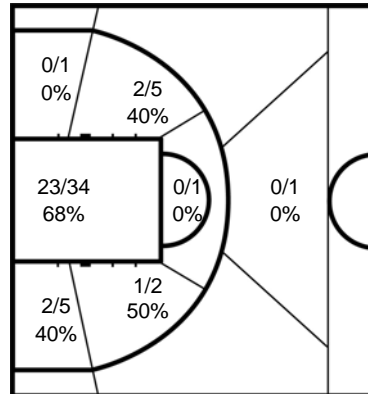
	M/A	%
Field Goals	3 / 8	38
2 Points	3 / 7	43
3 Points	0 / 1	0
Free Throws	2 / 2	100

12 HADIAZHAR Omid



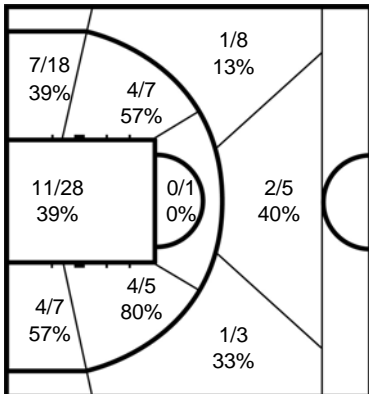
	M/A	%
Field Goals	37 / 74	50
2 Points	36 / 65	55
3 Points	1 / 9	11
Free Throws	7 / 11	64

13 ABEDI Morteza



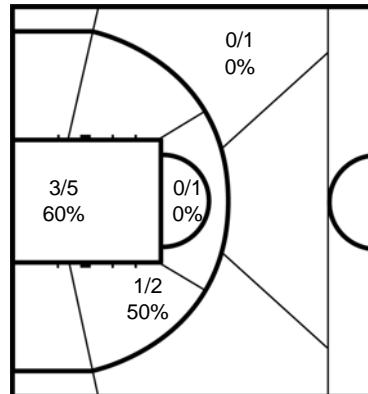
	M/A	%
Field Goals	26 / 46	57
2 Points	26 / 45	58
3 Points	0 / 1	0
Free Throws	1 / 2	50

14 EBRAHIMI Morteza



	M/A	%
Field Goals	32 / 80	40
2 Points	28 / 64	44
3 Points	4 / 16	25
Free Throws	7 / 9	78

15 ABDI Hassan



	M/A	%
Field Goals	4 / 9	44
2 Points	4 / 8	50
3 Points	0 / 1	0
Free Throws		

Legend:							
%	Shooting Percentage	(C)	Captain	+/-	Plus-Minus	Agn.	Against
BS	Blocked Shots	DR	Defensive Rebounds	FD	Fouls Drawn	GP	Games Played
MIN	Minutes Played	MPG	Minutes Played per Game	No.	Uniform Number	OR	Offensive Rebounds
PPG	Points per Game	PTS	Points	ST	Steals	TO	Turnovers
						AS	Assists
						M / A	Made / Attempts
						PF	Fouls
						TOT	Total Rebounds



Cumulative Statistics Estatísticas acumuladas

CAN - Canada

After 6 games

No.	Name	Sport Class	GP	MIN	MPG	Field Goals		2 Points		3 Points		Free Throws		Rebounds			AS	TO	ST	BS	PF	FD	+/-	PTS	PPG
						M/A	%	M/A	%	M/A	%	M/A	%	OR	DR	TOT									
4	GONCIN Nik	4.5	6	2:26:09	24:21	24/68	35	17/46	37	7/22	32	9/18	50	6	40	46	33	26	1	1	20	28	-68	64	10.7
5	MORONCHUK Ben	4.5	6	36:40	6:06	4/16	25	3/8	38	1/8	13	1/1	100	3	8	11	4	2		2	3	-18	10	1.7	
6	HEDGES Bo (C)	2.5	6	2:20:40	23:26	21/47	45	21/47	45			1/1	100	2	9	11	16	9	1		13	4	-43	43	7.2
7	WON Peter	2.5	6	1:56:30	19:25	10/22	45	10/22	45			3/6	50	6	7	13	7	14		13	6	-71	23	3.8	
8	HICKEY Liam	4.0	6	1:30:14	15:02	11/27	41	11/23	48	0/4	0	6/9	67	2	13	15	8	4	5		7	7	-78	28	4.7
9	LANCIA Adam	4.0	6	36:50	6:08	2/9	22	2/9	22			3/4	75	1	10	11	5		1		6	3	-15	7	1.2
10	DINI Abdi	1.0	6	45:12	7:32	3/7	43	3/7	43			1/2	50	3	3	6	1	1		3	1	-21	7	1.2	
11	JASSMAN Chad	1.5	6	2:19:22	23:13	4/19	21	2/12	17	2/7	29	3/6	50	5	5	10	7	10	1		12	6	-86	13	2.2
12	GREEN Deion	3.5	4	18:27	4:36	1/8	13	1/7	14	0/1	0			1	4	5	2	1		2	1	-5	2	0.5	
13	VERMETTE Jonathan	1.0	6	2:15:55	22:39	2/7	29	2/7	29			3/6	50	1	8	9	3	7	1		10	10	-41	7	1.2
14	MILLER Tyler	1.5	6	2:23:39	23:56	3/17	18	3/17	18			0/2	0	2	14	16	3	1	1		9	11	-68	6	1.0
15	ENG David (C)	4.5	6	2:30:22	25:03	27/74	36	25/63	40	2/11	18	26/35	74	2	27	29	11	6	4	1	9	29	-31	82	13.7
Team / Coach														5	16	21		14							
Totals						112/321	35	100/268	37	12/53	23	56/90	62	39	164	203	100	95	15	2	106	109	-18.2	292	48.7
Opponents						171/374	46	155/314	49	16/60	27	43/69	62	46	181	227	127	71	41	8	111	103	18.2	401	66.8

AVERAGE PER GAME

	CAN	Opponents
Points from Turnovers	51	89
Points in the Paint	98 (49/134) 37%	204 (102/170) 60%
Second Chance Points	25	40
Fast Break Points	30	103
Bench Points	145	143

	CAN	Opponents
Total Field Goals Made	18.7	28.5
2-Points Field Goals Made	16.7	25.8
3-Points Field Goals Made	2.0	2.7
Free Throws Made	9.3	7.2
Offensive Rebounds	6.5	7.7
Defensive Rebounds	27.3	30.2
Total Rebounds	33.8	37.8
Assists	16.7	21.2
Fouls	17.7	18.5
Turnovers	15.8	11.8
Steals	2.5	6.8
Blocked Shots	0.3	1.3
Points from Turnovers	8.5	14.8
Points in the Paint	16.3	34.0
Second Chance Points	4.2	6.7
Fast Break Points	5.0	17.2
Bench Points	24.2	23.8

Phase	CAN Played	Score	Field Goals		2 Points		3 Points		Free Throws		Rebounds			AS	TO	ST	BS	PF	FD	
			M/A	%	M/A	%	M/A	%	M/A	%	OR	DR	TOT							
Group A Preliminary	ESP	46:80	For	15/57	26	11/45	24	4/12	33	12/17	71	9	20	29	14	15	3		16	14
			Agn.	37/70	53	36/65	55	1/5	20	5/8	63	14	35	49	29	10	7	1	15	17
Group A Preliminary	NED	32:49	For	13/53	25	11/42	26	2/11	18	4/6	67	9	32	41	11	20	5		14	14
			Agn.	22/61	36	20/55	36	2/6	33	3/7	43	8	29	37	15	18	7	1	14	12
Group A Preliminary	AUS	53:78	For	20/51	39	18/41	44	2/10	20	11/22	50	4	23	27	19	10	1		19	22
			Agn.	29/61	48	23/47	49	6/14	43	14/17	82	10	34	44	18	10	5	1	22	18
Group A Preliminary	JPN	45:76	For	16/49	33	15/41	37	1/8	13	12/18	67	4	25	29	13	21		1	18	23
			Agn.	33/61	54	31/55	56	2/6	33	8/10	80	3	30	33	25	11	6	1	23	18
Group A Preliminary	TUR	46:67	For	19/50	38	19/45	42	0/5	0	8/14	57	5	26	31	19	16	4		20	18
			Agn.	31/58	53	30/52	58	1/6	17	4/10	40	4	28	32	23	11	8	3	18	20
Classification Playoff 11/12	ALG	70:51	For	29/61	48	26/54	48	3/7	43	9/13	69	8	38	46	24	13	2	1	19	18
			Agn.	19/63	30	15/40	38	4/23	17	9/17	53	7	25	32	17	11	8	1	19	18



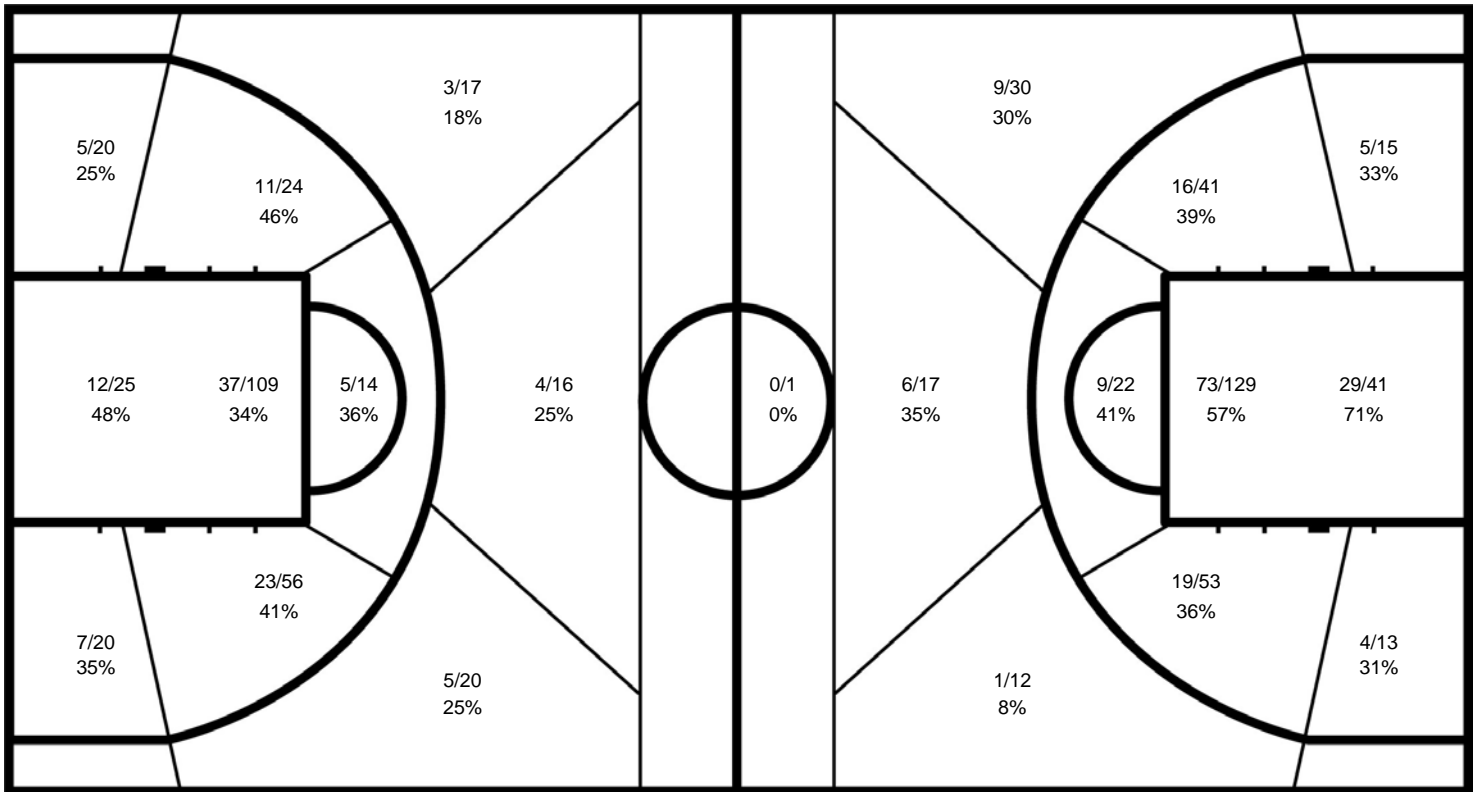
Cumulative Statistics
Estatísticas acumuladas

CAN - Canada

After 6 games

CAN - Canada

Opponents



CAN

	M/A	%
Field Goals	112 / 321	35
2 Points	100 / 268	37
3 Points	12 / 53	23
Free Throws	56 / 90	62

Opponents

%	M/A	
46	171 / 374	Field Goals
49	155 / 314	2 Points
27	16 / 60	3 Points
62	43 / 69	Free Throws

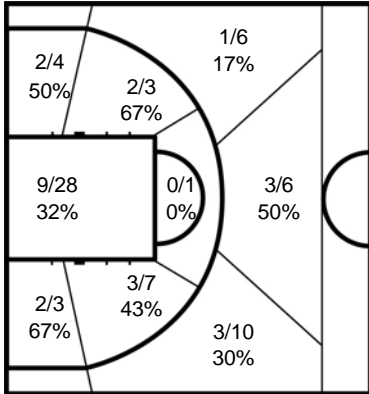


Cumulative Statistics Estatísticas acumuladas

CAN - Canada

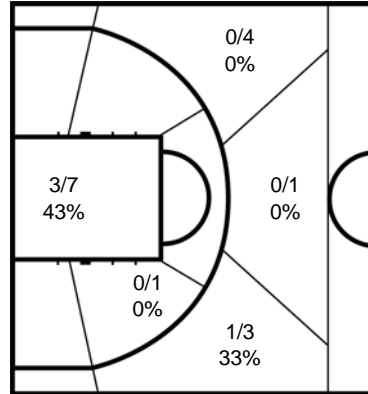
After 6 games

4 GONCIN Nik



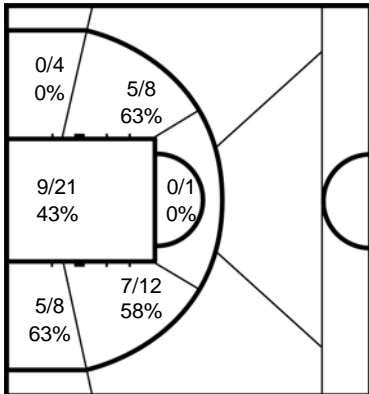
	M/A	%
Field Goals	24 / 68	35
2 Points	17 / 46	37
3 Points	7 / 22	32
Free Throws	9 / 18	50

5 MORONCHUK Ben



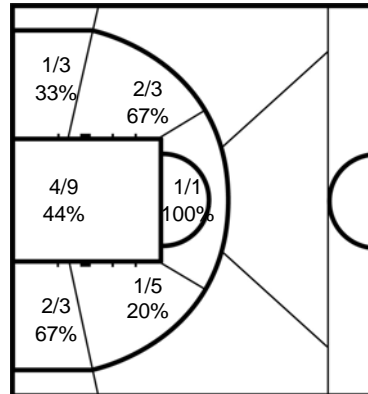
	M/A	%
Field Goals	4 / 16	25
2 Points	3 / 8	38
3 Points	1 / 8	13
Free Throws	1 / 1	100

6 HEDGES Bo



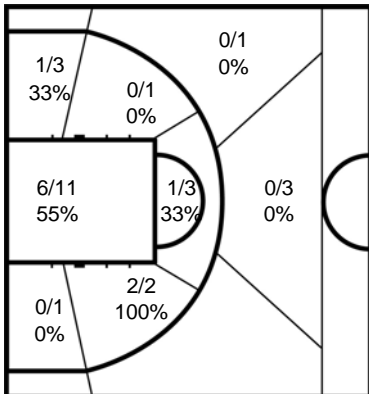
	M/A	%
Field Goals	21 / 47	45
2 Points	21 / 47	45
3 Points		
Free Throws	1 / 1	100

7 WON Peter



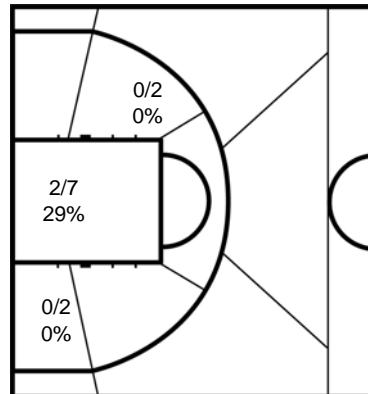
	M/A	%
Field Goals	10 / 22	45
2 Points	10 / 22	45
3 Points		
Free Throws	3 / 6	50

8 HICKEY Liam



	M/A	%
Field Goals	11 / 27	41
2 Points	11 / 23	48
3 Points	0 / 4	0
Free Throws	6 / 9	67

9 LANCIA Adam



	M/A	%
Field Goals	2 / 9	22
2 Points	2 / 9	22
3 Points		
Free Throws	3 / 4	75

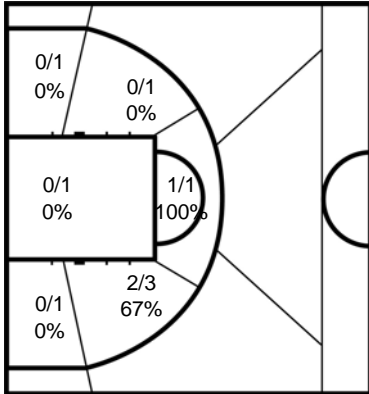


Cumulative Statistics Estatísticas acumuladas

CAN - Canada

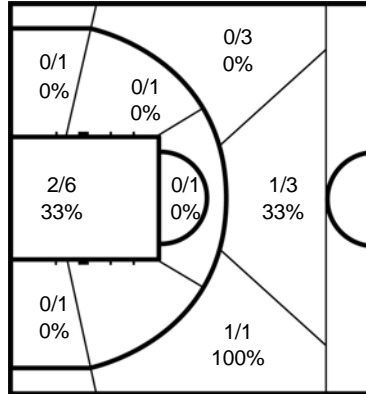
After 6 games

10 DINI Abdi



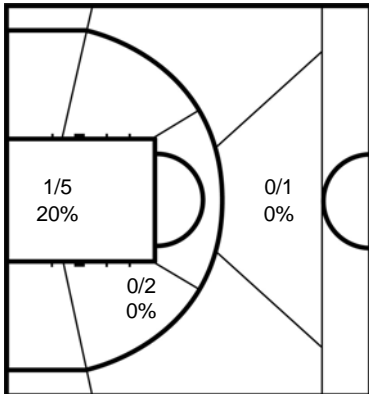
	M/A	%
Field Goals	3 / 7	43
2 Points	3 / 7	43
3 Points		
Free Throws	1 / 2	50

11 JASSMAN Chad



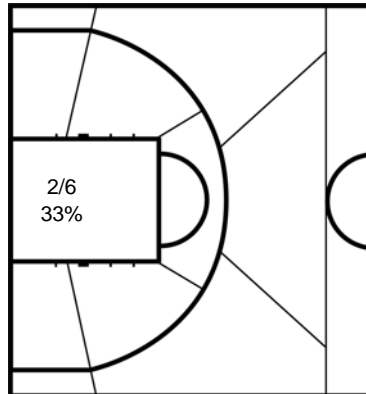
	M/A	%
Field Goals	4 / 19	21
2 Points	2 / 12	17
3 Points	2 / 7	29
Free Throws	3 / 6	50

12 GREEN Deion



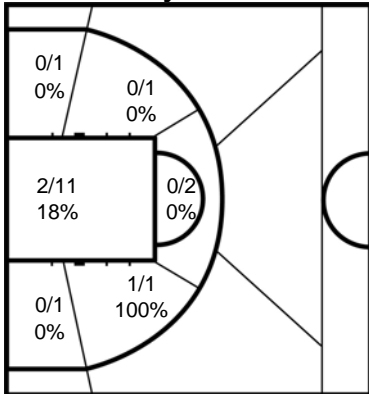
	M/A	%
Field Goals	1 / 8	13
2 Points	1 / 7	14
3 Points	0 / 1	0
Free Throws		

13 VERMETTE Jonathan



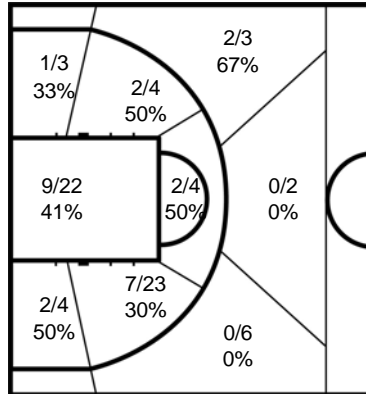
	M/A	%
Field Goals	2 / 7	29
2 Points	2 / 7	29
3 Points		
Free Throws	3 / 6	50

14 MILLER Tyler



	M/A	%
Field Goals	3 / 17	18
2 Points	3 / 17	18
3 Points		
Free Throws	0 / 2	0

15 ENG David



	M/A	%
Field Goals	27 / 74	36
2 Points	25 / 63	40
3 Points	2 / 11	18
Free Throws	26 / 35	74

Legend:			
%	Shooting Percentage	(C)	Captain
BS	Blocked Shots	DR	Defensive Rebounds
MIN	Minutes Played	MPG	Minutes Played per Game
PPG	Points per Game	PTS	Points
+/-	Plus-Minus	FD	Fouls Drawn
Agn.	Against	No.	Uniform Number
GP	Games Played	ST	Steals
OR	Offensive Rebounds	AS	Assists
TO	Turnovers	M / A	Made / Attempts
		PF	Fouls
		TOT	Total Rebounds



Cumulative Statistics Estatísticas acumuladas

ALG - Algeria

After 6 games

No.	Name	Sport Class	GP	MIN	MPG	Field Goals		2 Points		3 Points		Free Throws		Rebounds			AS	TO	ST	BS	PF	FD	+/-	PTS	PPG								
						M/A	%	M/A	%	M/A	%	M/A	%	OR	DR	TOT																	
4	BENTRAT Mohamed Reda	3.5	6	32:47	5:27	2/7	29	2/7	29			1/4	25	2	8	10		7			9	3	-61	5	0.8								
5	CHERAITIA Faical	4.5	6	40:40	6:46	3/15	20	3/15	20			0/1	0	1	13	14	3	5	2		8	3	-25	6	1.0								
6	BADRANE Ayoub	2.0	6	1:59:49	19:58	6/25	24	6/19	32	0/6	0	1/5	20	2	8	10	5	7	2		6	6	-155	13	2.2								
7	MANSOURI Rafik	2.0	6	2:34:18	25:43	11/29	38	11/28	39	0/1	0	0/2	0	6	5	11	9	10	1		10	1	-221	22	3.7								
8	ABASSI Mostefa	2.5	6	2:40:07	26:41	8/22	36	8/22	36			2/6	33	5	13	18	2	12	10		13	7	-179	18	3.0								
9	GUEDOUN Nabil (C)	4.0	6	3:33:08	35:31	38/122	31	30/76	39	8/46	17	17/32	53	5	39	44	35	42	7		17	50	-216	101	16.8								
10	HAMACHE Djamel	1.0	6	1:05:21	10:53	0/2	0	0/2	0					1	3	4	4	2			2	1	-52										
12	MEGUEDEM Abdelkarim	3.0	6	1:21:53	13:38	3/11	27	3/11	27			1/2	50	2	5	7	2	6	2	1	4	4	-80	7	1.2								
13	ABBAD Abderraouf	1.0	6	1:00:42	10:07	0/2	0	0/2	0					1	5	6		3					1	-54									
14	KSOURI Nouri	1.5	6	1:18:20	13:03	1/3	33	1/3	33			0/2	0	3	3	1	6				11	3	-97	2	0.3								
15	AYACHE Bilel	3.5	6	3:12:55	32:09	28/90	31	24/44	55	4/46	9	4/8	50	3	25	28	12	24	2	2	14	7	-200	64	10.7								
Team / Coach																						10	13	23		12			1				
Totals						100/328	30	88/229	38	12/99	12	26/62	42	38	140	178	73	136	26	3	95	86	-44.7	238	39.7								
Opponents						224/410	55	212/364	58	12/46	26	46/76	61	54	202	256	165	68	66	14	85	94	44.7	506	84.3								

AVERAGE PER GAME

	ALG	Opponents
Points from Turnovers	33	159
Points in the Paint	104 (52/115) 45%	288 (144/224) 64%
Second Chance Points	22	58
Fast Break Points	33	163
Bench Points	39	227

	ALG	Opponents
Total Field Goals Made	16.7	37.3
2-Points Field Goals Made	14.7	35.3
3-Points Field Goals Made	2.0	2.0
Free Throws Made	4.3	7.7
Offensive Rebounds	6.3	9.0
Defensive Rebounds	23.3	33.7
Total Rebounds	29.7	42.7
Assists	12.2	27.5
Fouls	15.8	14.2
Turnovers	22.7	11.3
Steals	4.3	11.0
Blocked Shots	0.5	2.3
Points from Turnovers	5.5	26.5
Points in the Paint	17.3	48.0
Second Chance Points	3.7	9.7
Fast Break Points	5.5	27.2
Bench Points	6.5	37.8

Phase	ALG Played	Score		Field Goals		2 Points		3 Points		Free Throws		Rebounds			AS	TO	ST	BS	PF	FD
				M/A	%	M/A	%	M/A	%	M/A	%	OR	DR	TOT						
Group B Preliminary	GBR	31:93	For	15/51	29	14/34	41	1/17	6	0/5	0	4	26	30	8	33	5		15	6
			Agn.	41/73	56	39/67	58	2/6	33	9/14	64	8	34	42	30	10	18	1	6	15
Group B Preliminary	BRA	43:82	For	18/58	31	14/39	36	4/19	21	3/9	33	8	25	33	12	21	1	1	15	16
			Agn.	38/70	54	37/63	59	1/7	14	5/15	33	11	34	45	25	12	9	3	14	15
Group B Preliminary	GER	41:97	For	18/59	31	18/46	39	0/13	0	5/13	38	6	25	31	9	19	1		22	17
			Agn.	40/68	59	37/56	66	3/12	25	14/23	61	4	39	43	30	6	12	1	17	22
Group B Preliminary	USA	24:92	For	11/43	26	9/28	32	2/15	13	0/1	0	2	20	22	9	30	6	1	9	7
			Agn.	42/72	58	39/63	62	3/9	33	5/6	83	11	30	41	33	9	15	1	7	9
Group B Preliminary	IRI	48:72	For	19/54	35	18/42	43	1/12	8	9/17	53	11	19	30	18	22	5		15	22
			Agn.	34/66	52	34/61	56	0/5	0	4/5	80	12	27	39	23	18	10	7	22	15
Classification Playoff 11/12	CAN	51:70	For	19/63	30	15/40	38	4/23	17	9/17	53	7	25	32	17	11	8	1	19	18
			Agn.	29/61	48	26/54	48	3/7	43	9/13	69	8	38	46	24	13	2	1	19	18



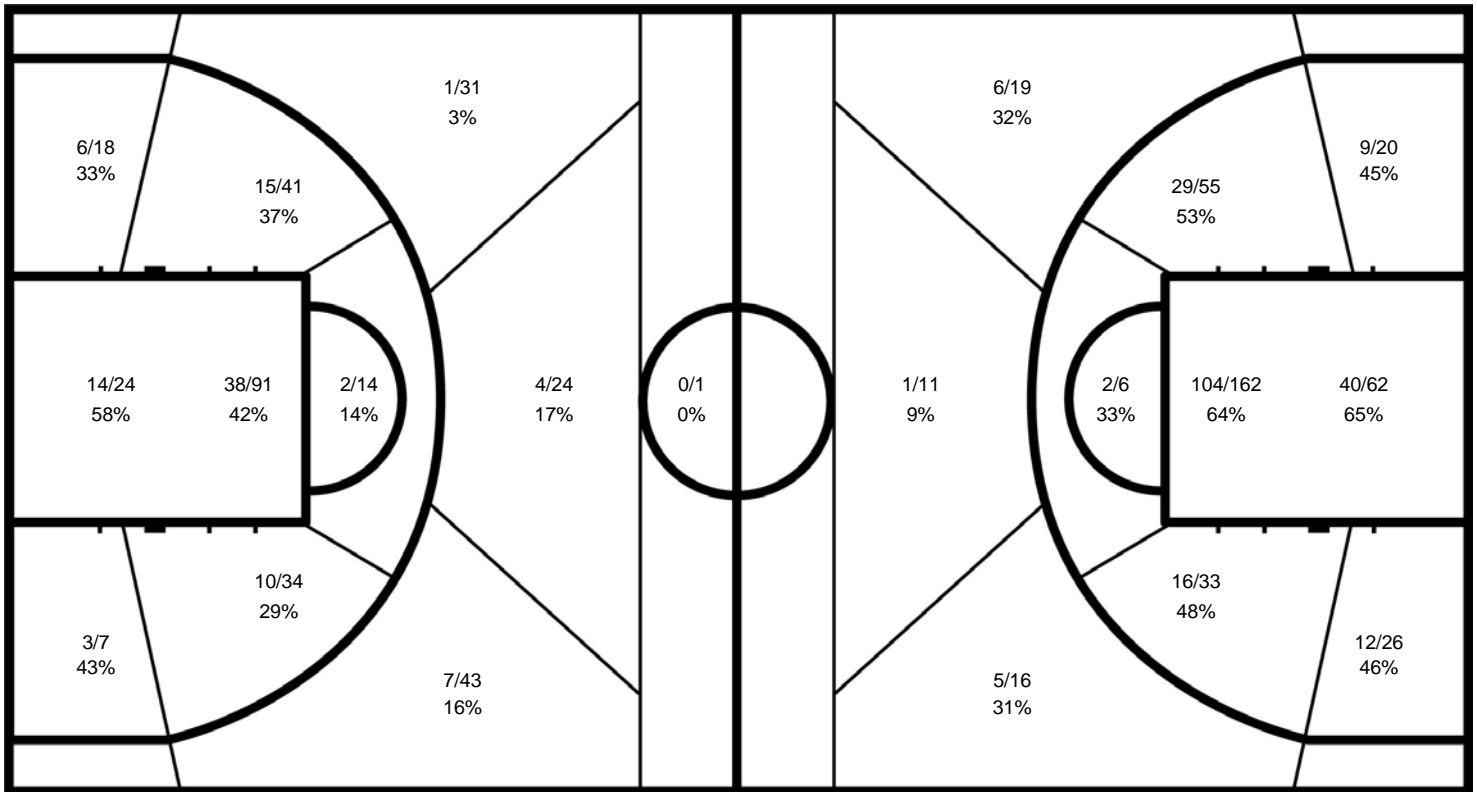
Cumulative Statistics
Estatísticas acumuladas

ALG - Algeria

After 6 games

ALG - Algeria

Opponents



ALG

	M/A	%
Field Goals	100 / 328	30
2 Points	88 / 229	38
3 Points	12 / 99	12
Free Throws	26 / 62	42

Opponents

%	M/A	
55	224 / 410	Field Goals
58	212 / 364	2 Points
26	12 / 46	3 Points
61	46 / 76	Free Throws

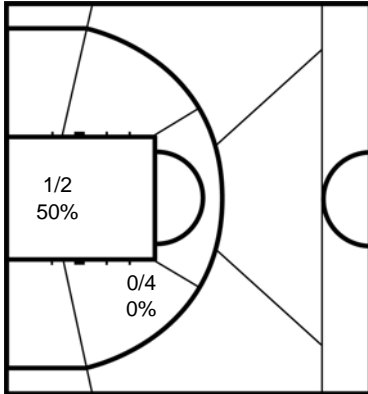


Cumulative Statistics Estatísticas acumuladas

ALG - Algeria

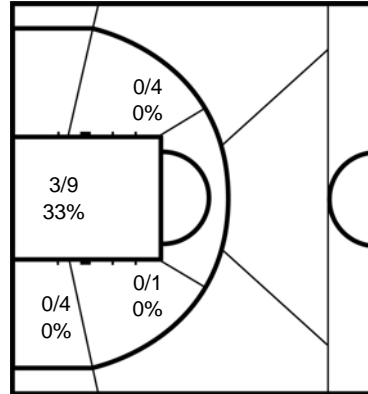
After 6 games

4 BENTRAT Mohamed Reda



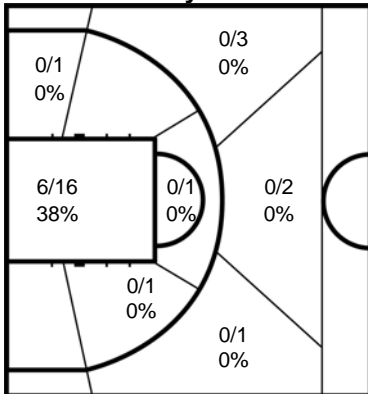
	M/A	%
Field Goals	2 / 7	29
2 Points	2 / 7	29
3 Points		
Free Throws	1 / 4	25

5 CHERAITIA Faical



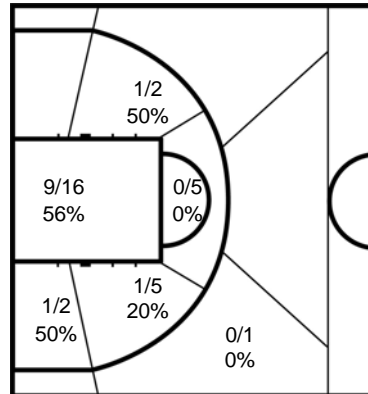
	M/A	%
Field Goals	3 / 15	20
2 Points	3 / 15	20
3 Points		
Free Throws	0 / 1	0

6 BADRANE Ayoub



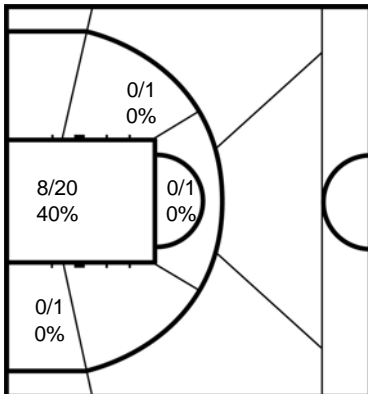
	M/A	%
Field Goals	6 / 25	24
2 Points	6 / 19	32
3 Points	0 / 6	0
Free Throws	1 / 5	20

7 MANSOURI Rafik



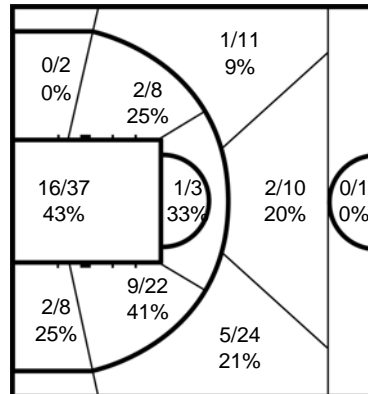
	M/A	%
Field Goals	11 / 29	38
2 Points	11 / 28	39
3 Points	0 / 1	0
Free Throws	0 / 2	0

8 ABASSI Mostefa



	M/A	%
Field Goals	8 / 22	36
2 Points	8 / 22	36
3 Points		
Free Throws	2 / 6	33

9 GUEDOUN Nabil



	M/A	%
Field Goals	38 / 122	31
2 Points	30 / 76	39
3 Points	8 / 46	17
Free Throws	17 / 32	53

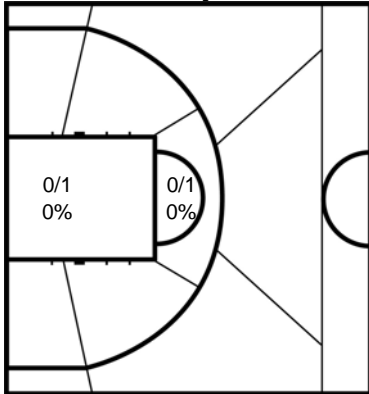


Cumulative Statistics Estatísticas acumuladas

ALG - Algeria

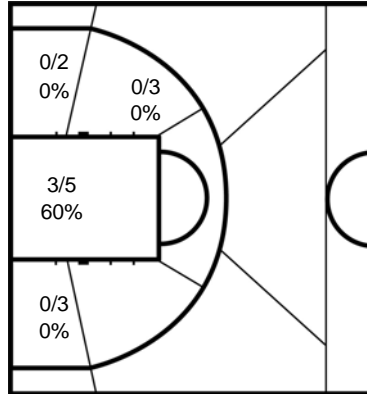
After 6 games

10 HAMACHE Djamal



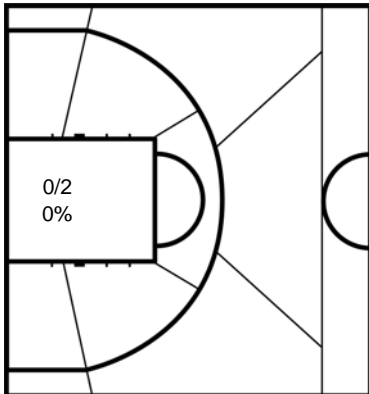
	M/A	%
Field Goals	0 / 2	0
2 Points	0 / 2	0
3 Points		
Free Throws		

12 MEGUEDDEM Abdelkarim



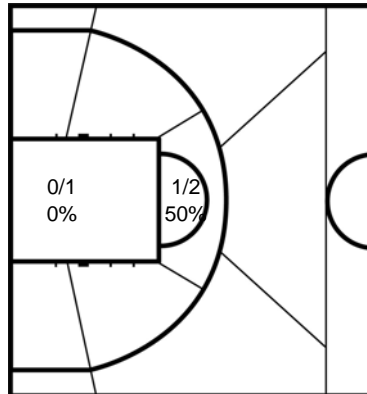
	M/A	%
Field Goals	3 / 11	27
2 Points	3 / 11	27
3 Points		
Free Throws	1 / 2	50

13 ABBAD Abderraouf



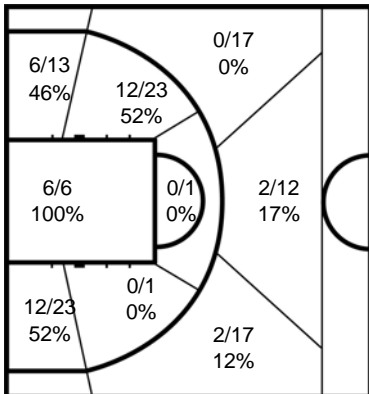
	M/A	%
Field Goals	0 / 2	0
2 Points	0 / 2	0
3 Points		
Free Throws		

14 KSOURI Nouri



	M/A	%
Field Goals	1 / 3	33
2 Points	1 / 3	33
3 Points		
Free Throws	0 / 2	0

15 AYACHE Bilel



	M/A	%
Field Goals	28 / 90	31
2 Points	24 / 44	55
3 Points	4 / 46	9
Free Throws	4 / 8	50

Legend:

%	Shooting Percentage	(C)	Captain	+/-	Plus-Minus	Agn.	Against	AS	Assists
BS	Blocked Shots	DR	Defensive Rebounds	FD	Fouls Drawn	GP	Games Played	M / A	Made / Attempts
MIN	Minutes Played	MPG	Minutes Played per Game	No.	Uniform Number	OR	Offensive Rebounds	PF	Fouls
PPG	Points per Game	PTS	Points	ST	Steals	TO	Turnovers	TOT	Total Rebounds



Overall Team Statistics

Estatísticas gerais das equipes

As of SAT 17 SEP 2016

Team	GP		Field Goals		2 Points		3 Points		Free Throws		Rebounds			AS	TO	ST	BS	PF	FD	PTS	PPG
			M/A	%	M/A	%	M/A	%	M/A	%	OR	DR	TOT								
ALG	6	For	100/328	30	88/229	38	12/99	12	26/62	42	38	140	178	73	95	136	26	3	86	238	39.7
		Agn.	224/410	55	212/364	58	12/46	26	46/76	61	54	202	256	165	85	68	66	14	94	506	84.3
AUS	7	For	190/404	47	165/329	50	25/75	33	57/100	57	44	204	248	141	140	87	32	7	125	462	66.0
		Agn.	179/413	43	166/363	46	13/50	26	66/130	51	60	181	241	152	126	74	30	10	139	437	62.4
BRA	7	For	186/415	45	177/374	47	9/41	22	47/80	59	48	185	233	146	120	108	39	7	107	428	61.1
		Agn.	185/410	45	169/361	47	16/49	33	62/105	59	54	194	248	149	109	103	45	7	122	448	64.0
CAN	6	For	112/321	35	100/268	37	12/53	23	56/90	62	39	164	203	100	106	95	15	2	109	292	48.7
		Agn.	171/374	46	155/314	49	16/60	27	43/69	62	46	181	227	127	111	71	41	8	103	401	66.8
ESP	8	For	231/489	47	220/432	51	11/57	19	59/99	60	81	242	323	192	124	99	45	18	131	532	66.5
		Agn.	186/486	38	150/385	39	36/101	36	54/96	56	71	187	258	138	130	95	37	11	123	462	57.8
GBR	8	For	256/509	50	240/456	53	16/53	30	55/100	55	70	213	283	201	120	74	57	14	131	583	72.9
		Agn.	195/453	43	179/373	48	16/80	20	53/86	62	58	203	261	140	131	131	35	5	120	459	57.4
GER	7	For	181/417	43	160/336	48	21/81	26	70/108	65	45	198	243	143	118	80	33	14	123	453	64.7
		Agn.	195/435	45	183/385	48	12/50	24	43/83	52	55	204	259	148	123	74	43	6	117	445	63.6
IRI	6	For	156/338	46	150/303	50	6/35	17	29/44	66	55	135	190	101	114	122	42	11	81	347	57.8
		Agn.	180/355	51	167/313	53	13/42	31	53/101	52	60	129	189	167	81	86	47	4	113	426	71.0
JPN	6	For	146/351	42	141/322	44	5/29	17	46/77	60	55	151	206	125	83	65	23	2	94	343	57.2
		Agn.	159/340	47	151/301	50	8/39	21	26/53	49	36	164	200	110	94	74	23	9	83	352	58.7
NED	7	For	161/414	39	149/372	40	12/42	29	28/70	40	57	176	233	110	108	101	34	6	106	362	51.7
		Agn.	172/397	43	158/328	48	14/69	20	56/83	67	57	212	269	146	108	104	44	7	108	414	59.1
TUR	8	For	227/467	49	204/389	52	23/78	29	45/78	58	62	211	273	171	139	109	54	9	124	522	65.3
		Agn.	208/483	43	198/430	46	10/53	19	51/89	57	76	191	267	169	124	102	41	7	138	477	59.6
USA	8	For	265/498	53	241/442	55	24/56	43	60/101	59	73	202	275	226	79	63	76	7	122	614	76.8
		Agn.	157/395	40	147/335	44	10/60	17	25/38	66	40	173	213	118	124	157	24	12	79	349	43.6
Totals	42		2211/4951	45	2035/4252	48	176/699	25	578/1009	57	667	2221	2888	1729	1346	1139	476	100	1339	5176	123.2
Avg. per Game			53/118		48/101		4/17		14/24		16	53	69	41	32	27	11	2	32	123.2	

Legend:	% Shooting Percentage	Agn Against	AS Assists	Avg. Average	BS Blocked Shots
DR Defensive Rebounds	FD Fouls Drawn	GP Games Played	M / A Made / Attempts	OR Offensive Rebounds	
PF Fouls	PPG Points per Game	PTS Points	ST Steals	TO Turnovers	
TOT Total Rebounds					



Team Statistics

Estatísticas das equipes

As of SAT 17 SEP 2016 at 19:05

TOTAL FIELD GOALS %

Rk	Team	GP	M/A	%
1	USA	8	265 / 498	53.2
2	GBR	8	256 / 509	50.3
3	TUR	8	227 / 467	48.6
4	ESP	8	231 / 489	47.2
5	AUS	7	190 / 404	47.0
6	IRI	6	156 / 338	46.2
7	BRA	7	186 / 415	44.8
8	GER	7	181 / 417	43.4
9	JPN	6	146 / 351	41.6
10	NED	7	161 / 414	38.9
11	CAN	6	112 / 321	34.9
12	ALG	6	100 / 328	30.5

2 POINTS FIELD GOALS %

Rk	Team	GP	M/A	%
1	USA	8	241 / 442	54.5
2	GBR	8	240 / 456	52.6
3	TUR	8	204 / 389	52.4
4	ESP	8	220 / 432	50.9
5	AUS	7	165 / 329	50.2
6	IRI	6	150 / 303	49.5
7	GER	7	160 / 336	47.6
8	BRA	7	177 / 374	47.3
9	JPN	6	141 / 322	43.8
10	NED	7	149 / 372	40.1
11	ALG	6	88 / 229	38.4
12	CAN	6	100 / 268	37.3

3 POINTS FIELD GOALS %

Rk	Team	GP	M/A	%
1	USA	8	24 / 56	42.9
2	AUS	7	25 / 75	33.3
3	GBR	8	16 / 53	30.2
4	TUR	8	23 / 78	29.5
5	NED	7	12 / 42	28.6
6	GER	7	21 / 81	25.9
7	CAN	6	12 / 53	22.6
8	BRA	7	9 / 41	22.0
9	ESP	8	11 / 57	19.3
10	JPN	6	5 / 29	17.2
11	IRI	6	6 / 35	17.1
12	ALG	6	12 / 99	12.1

FREE THROWS %

Rk	Team	GP	M/A	%
1	IRI	6	29 / 44	65.9
2	GER	7	70 / 108	64.8
3	CAN	6	56 / 90	62.2
4	JPN	6	46 / 77	59.7
5	ESP	8	59 / 99	59.6
6	USA	8	60 / 101	59.4
7	BRA	7	47 / 80	58.8
8	TUR	8	45 / 78	57.7
9	AUS	7	57 / 100	57.0
10	GBR	8	55 / 100	55.0
11	ALG	6	26 / 62	41.9
12	NED	7	28 / 70	40.0

POINTS FOR

Rk	Team	GP	Total	Avg.
1	USA	8	614	76.8
2	GBR	8	583	72.9
3	ESP	8	532	66.5
4	AUS	7	462	66.0
5	TUR	8	522	65.3
6	GER	7	453	64.7
7	BRA	7	428	61.1
8	IRI	6	347	57.8
9	JPN	6	343	57.2
10	NED	7	362	51.7
11	CAN	6	292	48.7
12	ALG	6	238	39.7

POINTS AGAINST

Rk	Team	GP	Total	Avg.
1	USA	8	349	43.6
2	GBR	8	459	57.4
3	ESP	8	462	57.8
4	JPN	6	352	58.7
5	NED	7	414	59.1
6	TUR	8	477	59.6
7	AUS	7	437	62.4
8	GER	7	445	63.6
9	BRA	7	448	64.0
10	CAN	6	401	66.8
11	IRI	6	426	71.0
12	ALG	6	506	84.3

REBOUNDS

Rk	Team	GP	Off.	Def.	Total	Avg.
1	ESP	8	81	242	323	40.4
2	AUS	7	44	204	248	35.4
2	GBR	8	70	213	283	35.4
4	GER	7	45	198	243	34.7
5	USA	8	73	202	275	34.4
6	JPN	6	55	151	206	34.3
7	TUR	8	62	211	273	34.1
8	CAN	6	39	164	203	33.8
9	BRA	7	48	185	233	33.3
9	NED	7	57	176	233	33.3
11	IRI	6	55	135	190	31.7
12	ALG	6	38	140	178	29.7

ASSISTS

Rk	Team	GP	Total	Avg.
1	USA	8	226	28.3
2	GBR	8	201	25.1
3	ESP	8	192	24.0
4	TUR	8	171	21.4
5	BRA	7	146	20.9
6	JPN	6	125	20.8
7	GER	7	143	20.4
8	AUS	7	141	20.1
9	IRI	6	101	16.8
10	CAN	6	100	16.7
11	NED	7	110	15.7
12	ALG	6	73	12.2

FOULS

Rk	Team	GP	Total	Avg.
1	AUS	7	140	20.0
2	IRI	6	114	19.0
3	CAN	6	106	17.7
4	TUR	8	139	17.4
5	BRA	7	120	17.1
6	GER	7	118	16.9
7	ALG	6	95	15.8
8	ESP	8	124	15.5
9	NED	7	108	15.4
10	GBR	8	120	15.0
11	JPN	6	83	13.8
12	USA	8	79	9.9

TURNOVERS

Rk	Team	GP	Total	Avg.
1	ALG	6	136	22.7
2	IRI	6	122	20.3
3	CAN	6	95	15.8
4	BRA	7	108	15.4
5	NED	7	101	14.4
6	TUR	8	109	13.6
7	AUS	7	87	12.4
7	ESP	8	99	12.4
9	GER	7	80	11.4
10	JPN	6	65	10.8
11	GBR	8	74	9.3
12	USA	8	63	7.9

STEALS

Rk	Team	GP	Total	Avg.
1	USA	8	76	9.5
2	GBR	8	57	7.1
3	IRI	6	42	7.0
4	TUR	8	54	6.8
5	BRA	7	39	5.6
5	ESP	8	45	5.6
7	NED	7	34	4.9
8	GER	7	33	4.7
9	AUS	7	32	4.6
10	ALG	6	26	4.3
11	JPN	6	23	3.8
12	CAN	6	15	2.5

BLOCKED SHOTS

Rk	Team	GP	Total	Avg.
1	ESP	8	18	2.3
2	GER	7	14	2.0
3	GBR	8	14	1.8
3	IRI	6	11	1.8
5	TUR	8	9	1.1
6	AUS	7	7	1.0
6	BRA	7	7	1.0
8	NED	7	6	0.9
8	USA	8	7	0.9
10	ALG	6	3	0.5
11	CAN	6	2	0.3
11	JPN	6	2	0.3



Team Statistics

Estatísticas das equipes

As of SAT 17 SEP 2016 at 19:05

TOTAL FIELD GOALS MADE

Rk	Team	GP	Total	Avg.
1	USA	8	265	33.1
2	GBR	8	256	32.0
3	ESP	8	231	28.9
4	TUR	8	227	28.4
5	AUS	7	190	27.1
6	BRA	7	186	26.6
7	IRI	6	156	26.0
8	GER	7	181	25.9
9	JPN	6	146	24.3
10	NED	7	161	23.0
11	CAN	6	112	18.7
12	ALG	6	100	16.7

2 POINTS FIELD GOALS MADE

Rk	Team	GP	Total	Avg.
1	USA	8	241	30.1
2	GBR	8	240	30.0
3	ESP	8	220	27.5
4	TUR	8	204	25.5
5	BRA	7	177	25.3
6	IRI	6	150	25.0
7	AUS	7	165	23.6
8	JPN	6	141	23.5
9	GER	7	160	22.9
10	NED	7	149	21.3
11	CAN	6	100	16.7
12	ALG	6	88	14.7

3 POINTS FIELD GOALS MADE

Rk	Team	GP	Total	Avg.
1	AUS	7	25	3.6
2	USA	8	24	3.0
3	GER	7	21	3.0
4	TUR	8	23	2.9
5	GBR	8	16	2.0
6	ALG	6	12	2.0
6	CAN	6	12	2.0
8	NED	7	12	1.7
9	ESP	8	11	1.4
10	BRA	7	9	1.3
11	IRI	6	6	1.0
12	JPN	6	5	0.8

FREE THROWS MADE

Rk	Team	GP	Total	Avg.
1	GER	7	70	10.0
2	CAN	6	56	9.3
3	AUS	7	57	8.1
4	JPN	6	46	7.7
5	USA	8	60	7.5
6	ESP	8	59	7.4
7	GBR	8	55	6.9
8	BRA	7	47	6.7
9	TUR	8	45	5.6
10	IRI	6	29	4.8
11	ALG	6	26	4.3
12	NED	7	28	4.0

TOTAL FIELD GOAL ATTEMPTS

Rk	Team	GP	Total	Avg.
1	GBR	8	509	63.6
2	USA	8	498	62.3
3	ESP	8	489	61.1
4	GER	7	417	59.6
5	BRA	7	415	59.3
6	NED	7	414	59.1
7	JPN	6	351	58.5
8	TUR	8	467	58.4
9	AUS	7	404	57.7
10	IRI	6	338	56.3
11	ALG	6	328	54.7
12	CAN	6	321	53.5

2 POINTS FIELD GOAL ATTEMPTS

Rk	Team	GP	Total	Avg.
1	GBR	8	456	57.0
2	USA	8	442	55.3
3	ESP	8	432	54.0
4	JPN	6	322	53.7
5	BRA	7	374	53.4
6	NED	7	372	53.1
7	IRI	6	303	50.5
8	TUR	8	389	48.6
9	GER	7	336	48.0
10	AUS	7	329	47.0
11	CAN	6	268	44.7
12	ALG	6	229	38.2

3 POINTS FIELD GOAL ATTEMPTS

Rk	Team	GP	Total	Avg.
1	ALG	6	99	16.5
2	GER	7	81	11.6
3	AUS	7	75	10.7
4	TUR	8	78	9.8
5	CAN	6	53	8.8
6	ESP	8	57	7.1
7	USA	8	56	7.0
8	GBR	8	53	6.6
9	NED	7	42	6.0
10	BRA	7	41	5.9
11	IRI	6	35	5.8
12	JPN	6	29	4.8

FREE THROW ATTEMPTS

Rk	Team	GP	Total	Avg.
1	GER	7	108	15.4
2	CAN	6	90	15.0
3	AUS	7	100	14.3
4	JPN	6	77	12.8
5	USA	8	101	12.6
6	GBR	8	100	12.5
7	ESP	8	99	12.4
8	BRA	7	80	11.4
9	ALG	6	62	10.3
10	NED	7	70	10.0
11	TUR	8	78	9.8
12	IRI	6	44	7.3

OFFENSIVE REBOUNDS

Rk	Team	GP	Total	Avg.
1	ESP	8	81	10.1
2	IRI	6	55	9.2
2	JPN	6	55	9.2
4	USA	8	73	9.1
5	GBR	8	70	8.8
6	NED	7	57	8.1
7	TUR	8	62	7.8
8	BRA	7	48	6.9
9	CAN	6	39	6.5
10	GER	7	45	6.4
11	ALG	6	38	6.3
11	AUS	7	44	6.3

DEFENSIVE REBOUNDS

Rk	Team	GP	Total	Avg.
1	ESP	8	242	30.3
2	AUS	7	204	29.1
3	GER	7	198	28.3
4	CAN	6	164	27.3
5	GBR	8	213	26.6
6	BRA	7	185	26.4
6	TUR	8	211	26.4
8	JPN	6	151	25.2
8	USA	8	202	25.3
10	NED	7	176	25.1
11	ALG	6	140	23.3
12	IRI	6	135	22.5

ALLOWED FIELD GOALS

Rk	Team	GP	Total	Avg.
1	ALG	6	224	37.3
2	IRI	6	180	30.0
3	CAN	6	171	28.5
4	GER	7	195	27.9
5	JPN	6	159	26.5
6	BRA	7	185	26.4
7	TUR	8	208	26.0
8	AUS	7	179	25.6
9	NED	7	172	24.6
10	GBR	8	195	24.4
11	ESP	8	186	23.3
12	USA	8	157	19.6

ALLOWED 2 POINTS FIELD GOALS

Rk	Team	GP	Total	Avg.
1	ALG	6	212	35.3
2	IRI	6	167	27.8
3	GER	7	183	26.1
4	CAN	6	155	25.8
5	JPN	6	151	25.2
6	TUR	8	198	24.8
7	BRA	7	169	24.1
8	AUS	7	166	23.7
9	NED	7	158	22.6
10	GBR	8	179	22.4
11	ESP	8	150	18.8
12	USA	8	147	18.4



Team Statistics

Estatísticas das equipes

As of SAT 17 SEP 2016 at 19:05

ALLOWED 3 POINTS FIELD GOALS

Rk	Team	GP	Total	Avg.
1	ESP	8	36	4.5
2	CAN	6	16	2.7
3	BRA	7	16	2.3
4	IRI	6	13	2.2
5	GBR	8	16	2.0
6	NED	7	14	2.0
7	ALG	6	12	2.0
8	AUS	7	13	1.9
9	GER	7	12	1.7
10	JPN	6	8	1.3
11	TUR	8	10	1.3
11	USA	8	10	1.3

ALLOWED FREE THROWS

Rk	Team	GP	Total	Avg.
1	AUS	7	66	9.4
2	BRA	7	62	8.9
3	IRI	6	53	8.8
4	NED	7	56	8.0
5	ALG	6	46	7.7
6	CAN	6	43	7.2
7	ESP	8	54	6.8
8	GBR	8	53	6.6
9	TUR	8	51	6.4
10	GER	7	43	6.1
11	JPN	6	26	4.3
12	USA	8	25	3.1

ALLOWED FIELD GOAL ATTEMPTS

Rk	Team	GP	Total	Avg.
1	ALG	6	410	68.3
2	CAN	6	374	62.3
3	GER	7	435	62.1
4	ESP	8	486	60.8
5	TUR	8	483	60.4
6	IRI	6	355	59.2
7	AUS	7	413	59.0
8	BRA	7	410	58.6
9	NED	7	397	56.7
10	JPN	6	340	56.7
11	GBR	8	453	56.6
12	USA	8	395	49.4

ALLOWED 2 POINTS FIELD GOAL ATTEMPTS

Rk	Team	GP	Total	Avg.
1	ALG	6	364	60.7
2	GER	7	385	55.0
3	TUR	8	430	53.8
4	CAN	6	314	52.3
5	IRI	6	313	52.2
6	AUS	7	363	51.9
7	BRA	7	361	51.6
8	JPN	6	301	50.2
9	ESP	8	385	48.1
10	NED	7	328	46.9
11	GBR	8	373	46.6
12	USA	8	335	41.9

ALLOWED 3 POINTS FIELD GOAL ATTEMPTS

Rk	Team	GP	Total	Avg.
1	ESP	8	101	12.6
2	GBR	8	80	10.0
3	CAN	6	60	10.0
4	NED	7	69	9.9
5	ALG	6	46	7.7
6	USA	8	60	7.5
7	AUS	7	50	7.1
7	GER	7	50	7.1
9	BRA	7	49	7.0
10	IRI	6	42	7.0
11	TUR	8	53	6.6
12	JPN	6	39	6.5

ALLOWED FREE THROW ATTEMPTS

Rk	Team	GP	Total	Avg.
1	AUS	7	130	18.6
2	IRI	6	101	16.8
3	BRA	7	105	15.0
4	ALG	6	76	12.7
5	ESP	8	96	12.0
6	GER	7	83	11.9
6	NED	7	83	11.9
8	CAN	6	69	11.5
9	TUR	8	89	11.1
10	GBR	8	86	10.8
11	JPN	6	53	8.8
12	USA	8	38	4.8

OPPONENT TOTAL FIELD GOALS %

Rk	Team	GP	M/A	%
1	ESP	8	186 / 486	38.3
2	USA	8	157 / 395	39.7
3	GBR	8	195 / 453	43.0
4	TUR	8	208 / 483	43.1
5	NED	7	172 / 397	43.3
6	AUS	7	179 / 413	43.3
7	GER	7	195 / 435	44.8
8	BRA	7	185 / 410	45.1
9	CAN	6	171 / 374	45.7
10	JPN	6	159 / 340	46.8
11	IRI	6	180 / 355	50.7
12	ALG	6	224 / 410	54.6

OPPONENT 2 POINTS FIELD GOALS %

Rk	Team	GP	M/A	%
1	ESP	8	150 / 385	39.0
2	USA	8	147 / 335	43.9
3	AUS	7	166 / 363	45.7
4	TUR	8	198 / 430	46.0
5	BRA	7	169 / 361	46.8
6	GER	7	183 / 385	47.5
7	GBR	8	179 / 373	48.0
8	NED	7	158 / 328	48.2
9	CAN	6	155 / 314	49.4
10	JPN	6	151 / 301	50.2
11	IRI	6	167 / 313	53.4
12	ALG	6	212 / 364	58.2

OPPONENT 3 POINTS FIELD GOALS %

Rk	Team	GP	M/A	%
1	USA	8	10 / 60	16.7
2	TUR	8	10 / 53	18.9
3	GBR	8	16 / 80	20.0
4	NED	7	14 / 69	20.3
5	JPN	6	8 / 39	20.5
6	GER	7	12 / 50	24.0
7	AUS	7	13 / 50	26.0
8	ALG	6	12 / 46	26.1
9	CAN	6	16 / 60	26.7
10	IRI	6	13 / 42	31.0
11	BRA	7	16 / 49	32.7
12	ESP	8	36 / 101	35.6

OPPONENT FREE THROWS %

Rk	Team	GP	M/A	%
1	NED	7	56 / 83	67.5
2	USA	8	25 / 38	65.8
3	CAN	6	43 / 69	62.3
4	GBR	8	53 / 86	61.6
5	ALG	6	46 / 76	60.5
6	BRA	7	62 / 105	59.0
7	TUR	8	51 / 89	57.3
8	ESP	8	54 / 96	56.3
9	IRI	6	53 / 101	52.5
10	GER	7	43 / 83	51.8
11	AUS	7	66 / 130	50.8
12	JPN	6	26 / 53	49.1

BENCH POINTS

Rk	Team	GP	Total	Avg.
1	USA	8	343	42.9
2	GBR	8	236	29.5
3	CAN	6	145	24.2
4	AUS	7	158	22.6
5	IRI	6	120	20.0
6	JPN	6	109	18.2
7	ESP	8	145	18.1
8	GER	7	123	17.6
9	TUR	8	138	17.3
10	BRA	7	91	13.0
11	NED	7	75	10.7
12	ALG	6	39	6.5

FAST BREAK POINTS

Rk	Team	GP	Total	Avg.
1	USA	8	145	18.1
2	BRA	7	109	15.6
2	ESP	8	125	15.6
4	GER	7	108	15.4
5	GBR	8	119	14.9
6	TUR	8	97	12.1
7	IRI	6	62	10.3
8	AUS	7	69	9.9
9	JPN	6	55	9.2
10	NED	7	52	7.4
11	ALG	6	33	5.5
12	CAN	6	30	5.0



Team Statistics

Estatísticas das equipes

As of SAT 17 SEP 2016 at 19:05

POINTS FROM TURNOVERS

Rk	Team	GP	Total	Avg.
1	USA	8	196	24.5
2	GBR	8	152	19.0
3	TUR	8	101	12.6
4	ESP	8	99	12.4
5	BRA	7	83	11.9
6	GER	7	81	11.6
7	JPN	6	69	11.5
8	IRI	6	65	10.8
9	NED	7	75	10.7
10	CAN	6	51	8.5
11	AUS	7	57	8.1
12	ALG	6	33	5.5

Legend:

%	Shooting Percentage	Avg.	Average per Game	Def.	Defensive Rebounds	GP	Games Played
M / A	Made / Attempts	Off.	Offensive Rebounds	Rk	Rank		



Individual Statistics

Estatísticas individuais

As of SAT 17 SEP 2016 at 19:05

POINTS (by average)

Rk	No.	Name	Team	GP	Total	Avg
1	5	GURBULAK Ozgur	TUR	8	171	21.4
2	23	KORKMAZ Mustafa	NED	7	138	19.7
3	9	KNOWLES Tristan	AUS	7	133	19.0
4	9	ZARZUELA Alejandro	ESP	8	147	18.4
5	14	CANDIDO SANCHEZ Marcos	BRA	7	128	18.3
6	14	BOHME Thomas	GER	7	121	17.3
7	12	SAGAR Ian	GBR	8	136	17.0
8	9	GUEDOUN Nabil	ALG	6	101	16.8
9	4	FUJIMOTO Reo	JPN	6	96	16.0

2 players tied for 10th place with 15.1

POINTS (by total)

Rk	No.	Name	Team	GP	Avg	Total
1	5	GURBULAK Ozgur	TUR	8	21.4	171
2	9	ZARZUELA Alejandro	ESP	8	18.4	147
3	23	KORKMAZ Mustafa	NED	7	19.7	138
4	12	SAGAR Ian	GBR	8	17.0	136
5	9	KNOWLES Tristan	AUS	7	19.0	133
6	14	CANDIDO SANCHEZ Marcos	BRA	7	18.3	128
7	14	BOHME Thomas	GER	7	17.3	121
8	13	de MIRANDA Leandro	BRA	7	15.1	106
8	7	NORRIS Shaun	AUS	7	15.1	106
10	12	HALOUSKI Alexandr	GER	7	15.0	105

REBOUNDS

Rk	No.	Name	Team	GP	Off	Def	Total	Avg
1	13	de MIRANDA Leandro	BRA	7	13	64	77	11.0
2	9	ZARZUELA Alejandro	ESP	8	26	60	86	10.8
3	12	HALOUSKI Alexandr	GER	7	11	56	67	9.6
4	13	GARCIA Asier	ESP	8	10	61	71	8.9
5	5	GURBULAK Ozgur	TUR	8	10	57	67	8.4
6	9	KNOWLES Tristan	AUS	7	4	51	55	7.9
7	4	GONCIN Nik	CAN	6	6	40	46	7.7
8	1	POGGENWISCH Robin	NED	7	13	40	53	7.6
9	4	FUJIMOTO Reo	JPN	6	7	38	45	7.5
10	12	SAGAR Ian	GBR	8	19	40	59	7.4

ASSISTS

Rk	No.	Name	Team	GP	Total	Avg
1	5	GURBULAK Ozgur	TUR	8	92	11.5
2	13	GARCIA Asier	ESP	8	87	10.9
3	55	KOZAI Hiroaki	JPN	6	57	9.5
4	11	SERIO Steve	USA	8	72	9.0
5	1	POGGENWISCH Robin	NED	7	54	7.7
6	11	PRATT Phil	GBR	8	58	7.3
7	14	CANDIDO SANCHEZ Marcos	BRA	7	50	7.1
8	9	KNOWLES Tristan	AUS	7	46	6.6
9	8	BIENEK Andre	GER	7	41	5.9
10	9	GUEDOUN Nabil	ALG	6	35	5.8

FOULS DRAWN

Rk	No.	Name	Team	GP	Total	Avg
1	9	GUEDOUN Nabil	ALG	6	50	8.3
2	5	GURBULAK Ozgur	TUR	8	43	5.4
3	14	BOHME Thomas	GER	7	37	5.3
3	23	KORKMAZ Mustafa	NED	7	37	5.3
5	9	KNOWLES Tristan	AUS	7	35	5.0
6	14	CANDIDO SANCHEZ Marcos	BRA	7	34	4.9
6	12	HALOUSKI Alexandr	GER	7	34	4.9
6	7	NORRIS Shaun	AUS	7	34	4.9
9	15	ENG David	CAN	6	29	4.8

2 players tied for 10th place with 4.7

BLOCKED SHOTS

Rk	No.	Name	Team	GP	Total	Avg
1	12	SAGAR Ian	GBR	8	9	1.1
2	9	ZARZUELA Alejandro	ESP	8	7	0.9
3	6	da SILVA Erik	BRA	7	6	0.9
4	14	BOHME Thomas	GER	7	5	0.7
5	14	EBRAHIMI Morteza	IRI	6	4	0.7
6	12	HALOUSKI Alexandr	GER	7	4	0.6
7	7	ZARZUELA Pablo	ESP	8	4	0.5
8	7	GHOLAMAZAD Vahid	IRI	6	3	0.5

4 players tied for 9th place with 0.4

STEALS

Rk	No.	Name	Team	GP	Total	Avg
1	16	JENIFER Trevon	USA	8	18	2.3
2	11	PRATT Phil	GBR	8	17	2.1
3	8	BELL Brian	USA	8	16	2.0
4	5	GURBULAK Ozgur	TUR	8	15	1.9
5	8	ABASSI Mostefa	ALG	6	10	1.7
6	20	ARAMBULA Jared	USA	8	12	1.5
7	7	GHOLAMAZAD Vahid	IRI	6	9	1.5
8	9	ZARZUELA Alejandro	ESP	8	11	1.4
9	12	HALOUSKI Alexandr	GER	7	9	1.3
9	13	WARBURTON Gregg	GBR	7	9	1.3

TURNOVERS

Rk	No.	Name	Team	GP	Total	Avg
1	9	GUEDOUN Nabil	ALG	6	42	7.0
2	4	GONCIN Nik	CAN	6	26	4.3
3	15	AYACHE Bilel	ALG	6	24	4.0
3	14	EBRAHIMI Morteza	IRI	6	24	4.0
5	5	GURBULAK Ozgur	TUR	8	29	3.6
6	23	KORKMAZ Mustafa	NED	7	25	3.6
7	13	de MIRANDA Leandro	BRA	7	24	3.4
8	7	GHOLAMAZAD Vahid	IRI	6	18	3.0
8	12	HADIAZHAR Omid	IRI	6	18	3.0

3 players tied for 10th place with 2.9



Individual Statistics

Estatísticas individuais

As of SAT 17 SEP 2016 at 19:05

TOTAL FIELD GOALS % (8 attempts/game minimum)

Rk	No.	Name	Team	GP	M/A	%
1	7	ZARZUELA Pablo	ESP	8	45 / 73	61.6
2	12	SAGAR Ian	GBR	8	62 / 103	60.2
3	9	ZARZUELA Alejandro	ESP	8	67 / 112	59.8
4	7	GHOLAMAZAD Vahid	IRI	6	33 / 56	58.9
5	2	WILLIAMS Jake	USA	8	38 / 65	58.5
6	11	PRATT Phil	GBR	8	37 / 69	53.6
7	4	TUREK Joshua	USA	8	35 / 66	53.0
8	12	HALOUSKI Alexandr	GER	7	42 / 82	51.2
9	35	GUMUS Ferit	TUR	8	39 / 78	50.0
10	12	HADIAZHAR Omid	IRI	6	37 / 74	50.0

TOTAL FIELD GOALS MADE

Rk	No.	Name	Team	GP	Total	Avg
1	9	ZARZUELA Alejandro	ESP	8	67	8.4
2	23	KORKMAZ Mustafa	NED	7	59	8.4
3	5	GURBULAK Ozgur	TUR	8	64	8.0
4	12	SAGAR Ian	GBR	8	62	7.8
5	9	KNOWLES Tristan	AUS	7	53	7.6
6	4	FUJIMOTO Reo	JPN	6	45	7.5
7	14	CANDIDO SANCHEZ Marcos	BRA	7	50	7.1
8	14	BOHME Thomas	GER	7	45	6.4
8	13	de MIRANDA Leandro	BRA	7	45	6.4
10	7	NORRIS Shaun	AUS	7	44	6.3

2 POINT FIELD GOALS % (6 attempts/game minimum)

Rk	No.	Name	Team	GP	M/A	%
1	8	BELL Brian	USA	8	34 / 49	69.4
2	3	DALAY Kaan	TUR	8	34 / 52	65.4
3	7	ZARZUELA Pablo	ESP	8	45 / 72	62.5
4	7	GHOLAMAZAD Vahid	IRI	6	32 / 52	61.5
5	9	ZARZUELA Alejandro	ESP	8	67 / 111	60.4
6	12	SAGAR Ian	GBR	8	62 / 103	60.2
7	13	ABEDI Morteza	IRI	6	26 / 45	57.8
8	5	GURBULAK Ozgur	TUR	8	42 / 73	57.5
9	12	HADIAZHAR Omid	IRI	6	36 / 65	55.4
10	4	TUREK Joshua	USA	8	35 / 64	54.7

2 POINT FIELD GOALS MADE

Rk	No.	Name	Team	GP	Total	Avg
1	9	ZARZUELA Alejandro	ESP	8	67	8.4
2	12	SAGAR Ian	GBR	8	62	7.8
3	4	FUJIMOTO Reo	JPN	6	45	7.5
4	23	KORKMAZ Mustafa	NED	7	51	7.3
5	13	de MIRANDA Leandro	BRA	7	45	6.4
6	14	CANDIDO SANCHEZ Marcos	BRA	7	43	6.1
7	12	HALOUSKI Alexandr	GER	7	42	6.0
8	12	HADIAZHAR Omid	IRI	6	36	6.0
9	7	NORRIS Shaun	AUS	7	40	5.7
10	7	ZARZUELA Pablo	ESP	8	45	5.6

3 POINT FIELD GOALS % (2 attempts/game minimum)

Rk	No.	Name	Team	GP	M/A	%
1	2	WILLIAMS Jake	USA	8	10 / 20	50.0
2	7	BYWATER Terry	GBR	8	12 / 26	46.2
3	9	KNOWLES Tristan	AUS	7	15 / 34	44.1
4	23	KORKMAZ Mustafa	NED	7	8 / 24	33.3
5	14	STIBNERS Brett	AUS	7	6 / 18	33.3
6	4	GONCIN Nik	CAN	6	7 / 22	31.8
7	5	GURBULAK Ozgur	TUR	8	22 / 73	30.1
8	14	MOURIZ David	ESP	8	5 / 17	29.4
8	9	SCOTT Matt	USA	8	5 / 17	29.4
10	14	CANDIDO SANCHEZ Marcos	BRA	7	7 / 24	29.2

3 POINT FIELD GOALS MADE

Rk	No.	Name	Team	GP	Total	Avg
1	5	GURBULAK Ozgur	TUR	8	22	2.8
2	9	KNOWLES Tristan	AUS	7	15	2.1
3	7	BYWATER Terry	GBR	8	12	1.5
4	8	BIENEK Andre	GER	7	9	1.3
5	9	GUEDOUN Nabil	ALG	6	8	1.3
6	2	WILLIAMS Jake	USA	8	10	1.3
7	4	GONCIN Nik	CAN	6	7	1.2
8	23	KORKMAZ Mustafa	NED	7	8	1.1
9	14	CANDIDO SANCHEZ Marcos	BRA	7	7	1.0

2 players tied for 10th place with

0.9

FREE THROWS % (3 attempts/game minimum)

Rk	No.	Name	Team	GP	M/A	%
1	5	GURBULAK Ozgur	TUR	8	21 / 27	77.8
2	15	ENG David	CAN	6	26 / 35	74.3
3	14	CANDIDO SANCHEZ Marcos	BRA	7	21 / 30	70.0
4	14	BOHME Thomas	GER	7	25 / 36	69.4
5	13	de MIRANDA Leandro	BRA	7	16 / 25	64.0
6	12	HALOUSKI Alexandr	GER	7	21 / 34	61.8
7	7	ZARZUELA Pablo	ESP	8	14 / 24	58.3
8	23	KORKMAZ Mustafa	NED	7	12 / 21	57.1
9	4	CHOUDHRY Gaz	GBR	8	14 / 26	53.8
10	9	GUEDOUN Nabil	ALG	6	17 / 32	53.1

FREE THROWS MADE

Rk	No.	Name	Team	GP	Total	Avg
1	15	ENG David	CAN	6	26	4.3
2	14	BOHME Thomas	GER	7	25	3.6
3	14	CANDIDO SANCHEZ Marcos	BRA	7	21	3.0
3	12	HALOUSKI Alexandr	GER	7	21	3.0
5	9	GUEDOUN Nabil	ALG	6	17	2.8
6	5	GURBULAK Ozgur	TUR	8	21	2.6
7	13	de MIRANDA Leandro	BRA	7	16	2.3
8	7	NORRIS Shaun	AUS	7	14	2.0

3 players tied for 9th place with

1.8



Individual Statistics

Estatísticas individuais

As of SAT 17 SEP 2016 at 19:05

TOTAL FIELD GOAL ATTEMPTS

Rk	No.	Name	Team	GP	Total	Avg
1	9	GUEDOUN Nabil	ALG	6	122	20.3
2	23	KORKMAZ Mustafa	NED	7	137	19.6
3	5	GURBULAK Ozgur	TUR	8	146	18.3
4	4	FUJIMOTO Reo	JPN	6	98	16.3
5	9	KNOWLES Tristan	AUS	7	111	15.9
6	14	CANDIDO SANCHEZ Marcos	BRA	7	107	15.3
7	55	KOZAI Hiroaki	JPN	6	92	15.3
8	15	AYACHE Bilel	ALG	6	90	15.0
9	14	BOHME Thomas	GER	7	102	14.6
9	7	NORRIS Shaun	AUS	7	102	14.6

2 POINT FIELD GOAL ATTEMPTS

Rk	No.	Name	Team	GP	Total	Avg
1	23	KORKMAZ Mustafa	NED	7	113	16.1
2	4	FUJIMOTO Reo	JPN	6	95	15.8
3	9	ZARZUELA Alejandro	ESP	8	111	13.9
4	12	SAGAR Ian	GBR	8	103	12.9
5	13	de MIRANDA Leandro	BRA	7	89	12.7
6	9	GUEDOUN Nabil	ALG	6	76	12.7
7	14	CANDIDO SANCHEZ Marcos	BRA	7	83	11.9
8	12	HALOUSKI Alexandr	GER	7	82	11.7
9	55	KOZAI Hiroaki	JPN	6	70	11.7
10	7	NORRIS Shaun	AUS	7	79	11.3

3 POINT FIELD GOAL ATTEMPTS

Rk	No.	Name	Team	GP	Total	Avg
1	5	GURBULAK Ozgur	TUR	8	73	9.1
2	15	AYACHE Bilel	ALG	6	46	7.7
2	9	GUEDOUN Nabil	ALG	6	46	7.7
4	8	BIENEK Andre	GER	7	36	5.1
5	9	KNOWLES Tristan	AUS	7	34	4.9
6	4	GONCIN Nik	CAN	6	22	3.7
6	55	KOZAI Hiroaki	JPN	6	22	3.7
8	14	BOHME Thomas	GER	7	24	3.4
8	14	CANDIDO SANCHEZ Marcos	BRA	7	24	3.4
8	23	KORKMAZ Mustafa	NED	7	24	3.4

FREE THROW ATTEMPTS

Rk	No.	Name	Team	GP	Total	Avg
1	15	ENG David	CAN	6	35	5.8
2	9	GUEDOUN Nabil	ALG	6	32	5.3
3	14	BOHME Thomas	GER	7	36	5.1
4	12	HALOUSKI Alexandr	GER	7	34	4.9
5	14	CANDIDO SANCHEZ Marcos	BRA	7	30	4.3
6	7	NORRIS Shaun	AUS	7	28	4.0
7	13	de MIRANDA Leandro	BRA	7	25	3.6
8	5	GURBULAK Ozgur	TUR	8	27	3.4
9	4	CHOUDHRY Gaz	GBR	8	26	3.3
10	12	SAGAR Ian	GBR	8	25	3.1

PERSONAL FOULS

Rk	No.	Name	Team	GP	Total	Avg
1	4	GONCIN Nik	CAN	6	20	3.3
2	14	CANDIDO SANCHEZ Marcos	BRA	7	22	3.1
2	8	dos SANTOS Paulo Cesar	BRA	7	22	3.1
4	13	GARCIA Asier	ESP	8	24	3.0
5	14	STIBNERS Brett	AUS	7	21	3.0
6	7	GHOLAMAZAD Vahid	IRI	6	18	3.0
7	5	BROWN Simon	GBR	8	22	2.8
8	9	GUEDOUN Nabil	ALG	6	17	2.8
9	8	BIENEK Andre	GER	7	19	2.7
9	5	GROEN Walter	NED	7	19	2.7

MINUTES PLAYED

Rk	No.	Name	Team	GP	Total	Avg
1	1	POGGENWISCH Robin	NED	7	4:22:13	37:27
2	5	GURBULAK Ozgur	TUR	8	4:51:09	36:23
3	14	CANDIDO SANCHEZ Marcos	BRA	7	4:15:05	36:26
4	13	de MIRANDA Leandro	BRA	7	4:12:19	36:02
5	9	GUEDOUN Nabil	ALG	6	3:33:08	35:31
6	23	KORKMAZ Mustafa	NED	7	4:03:43	34:49
7	7	ZARZUELA Pablo	ESP	8	4:35:44	34:28
8	35	GUMUS Ferit	TUR	8	4:33:42	34:12
9	10	BLAIR Jannik	AUS	7	3:57:15	33:53
10	11	PRATT Phil	GBR	8	4:30:00	33:45

DOUBLE DOUBLES

Rk	No.	Name	Team	GP	Total	Avg
1	5	GURBULAK Ozgur	TUR	8	6	0.8
1	9	ZARZUELA Alejandro	ESP	8	6	0.8
3	13	GARCIA Asier	ESP	8	5	0.6
4	12	HALOUSKI Alexandr	GER	7	4	0.6
5	12	SAGAR Ian	GBR	8	3	0.4
6	13	de MIRANDA Leandro	BRA	7	3	0.4
7	55	KOZAI Hiroaki	JPN	6	3	0.5
8	11	PRATT Phil	GBR	8	2	0.3
9	14	CANDIDO SANCHEZ Marcos	BRA	7	2	0.3
9	9	KNOWLES Tristan	AUS	7	2	0.3

OFFENSIVE REBOUNDS

Rk	No.	Name	Team	GP	Total	Avg
1	9	ZARZUELA Alejandro	ESP	8	26	3.3
2	12	SAGAR Ian	GBR	8	19	2.4
3	13	ABEDI Morteza	IRI	6	13	2.2
4	13	de MIRANDA Leandro	BRA	7	13	1.9
4	1	POGGENWISCH Robin	NED	7	13	1.9
6	11	BELLERS Mattijs	NED	7	12	1.7
7	5	BROWN Simon	GBR	8	13	1.6

 4 players tied for 8th place with 1.6



Individual Statistics

Estatísticas individuais

As of SAT 17 SEP 2016 at 19:05

DEFENSIVE REBOUNDS

Rk	No.	Name	Team	GP	Total	Avg
1	13	de MIRANDA Leandro	BRA	7	64	9.1
2	12	HALOUSKI Alexandr	GER	7	56	8.0
3	13	GARCIA Asier	ESP	8	61	7.6
4	9	ZARZUELA Alejandro	ESP	8	60	7.5
5	9	KNOWLES Tristan	AUS	7	51	7.3
6	5	GURBULAK Ozgur	TUR	8	57	7.1
7	4	GONCIN Nik	CAN	6	40	6.7
8	9	GUEDOUN Nabil	ALG	6	39	6.5
9	4	FUJIMOTO Reo	JPN	6	38	6.3
10	7	GHOLAMAZAD Vahid	IRI	6	36	6.0

PLUS / MINUS

Rk	No.	Name	Team	GP	Total	Avg
1	16	JENIFER Trevon	USA	8	182	22.8
2	11	SERIO Steve	USA	8	171	21.4
3	42	GOUGE Aaron	USA	8	143	17.9
4	9	SCOTT Matt	USA	8	141	17.6
5	4	TUREK Joshua	USA	8	121	15.1
6	13	LYNCH Ian	USA	8	116	14.5
7	2	WILLIAMS Jake	USA	8	115	14.4
8	11	PRATT Phil	GBR	8	111	13.9
9	20	ARAMBULA Jared	USA	8	97	12.1
10	12	SAGAR Ian	GBR	8	92	11.5

Note:

All players must have featured in at least 50% of competition days played.

Legend:

%	Shooting Percentage	Avg.	Average per Game	Def.	Defensive Rebounds	GP	Games Played
M / A	Made / Attempts	No.	Uniform Number	Off.	Offensive Rebounds	Rk	Rank



Attendance Summary Relatório de público presente

As of SAT 17 SEP 2016

Date	Time	Gender	Teams	Results	Phase	Game No.	Venue	Attendance	% Capacity
THU 8 SEP	09:30	Women	GBR vs CAN	36 - 43	Group A Preliminary	1	Rio Olympic Arena	2,637	17%
	11:45	Men	GBR vs ALG	93 - 31	Group B Preliminary	3	Rio Olympic Arena	4,958	33%
	10:00	Women	FRA vs USA	37 - 93	Group B Preliminary	2	Carioca Arena 1	4,725	33%
	12:15	Women	BRA vs ARG	85 - 19	Group A Preliminary	4	Carioca Arena 1	5,899	41%
	15:15	Men	BRA vs USA	38 - 75	Group B Preliminary	5	Rio Olympic Arena	7,244	48%
	17:30	Men	NED vs AUS	50 - 70	Group A Preliminary	7	Rio Olympic Arena	8,048	53%
	15:45	Men	TUR vs JPN	65 - 49	Group A Preliminary	6	Carioca Arena 1	7,611	52%
	18:00	Men	GER vs IRI	63 - 69	Group B Preliminary	8	Carioca Arena 1	7,850	54%
	21:00	Women	ALG vs CHN	16 - 88	Group B Preliminary	9	Rio Olympic Arena	838	6%
	21:30	Men	ESP vs CAN	80 - 46	Group A Preliminary	10	Carioca Arena 1	5,415	37%
Daily Total								55,225	37%
FRI 9 SEP	09:30	Men	USA vs GER	77 - 52	Group B Preliminary	11	Rio Olympic Arena	2,315	15%
	11:45	Men	IRI vs GBR	60 - 84	Group B Preliminary	13	Rio Olympic Arena	3,893	26%
	10:00	Women	ARG vs GBR	20 - 79	Group A Preliminary	12	Carioca Arena 1	5,546	38%
	12:15	Men	AUS vs TUR	62 - 60	Group A Preliminary	14	Carioca Arena 1	6,691	46%
	15:15	Women	GER vs BRA	77 - 32	Group A Preliminary	15	Rio Olympic Arena	7,022	46%
	17:30	Women	NED vs ALG	107 - 29	Group B Preliminary	17	Rio Olympic Arena	8,360	55%
	15:45	Men	JPN vs ESP	39 - 55	Group A Preliminary	16	Carioca Arena 1	6,895	48%
	18:00	Men	CAN vs NED	32 - 49	Group A Preliminary	18	Carioca Arena 1	9,774	67%
	21:00	Men	ALG vs BRA	43 - 82	Group B Preliminary	19	Rio Olympic Arena	8,344	55%
	21:30	Women	CHN vs FRA	59 - 39	Group B Preliminary	20	Carioca Arena 1	9,887	68%
Daily Total								68,727	46%
SAT 10 SEP	09:30	Women	CAN vs ARG	73 - 28	Group A Preliminary	21	Rio Olympic Arena	5,036	33%
	11:45	Women	GBR vs GER	50 - 45	Group A Preliminary	23	Rio Olympic Arena	8,325	55%
	10:00	Men	ESP vs TUR	65 - 68	Group A Preliminary	22	Carioca Arena 1	9,688	67%
	12:15	Women	FRA vs NED	30 - 81	Group B Preliminary	24	Carioca Arena 1	10,988	76%
	15:15	Men	CAN vs AUS	53 - 78	Group A Preliminary	25	Rio Olympic Arena	7,992	53%
	17:30	Men	GER vs ALG	97 - 41	Group B Preliminary	27	Rio Olympic Arena	8,624	57%
	15:45	Men	USA vs IRI	93 - 44	Group B Preliminary	26	Carioca Arena 1	10,514	73%
	18:00	Women	USA vs CHN	70 - 36	Group B Preliminary	28	Carioca Arena 1	11,219	77%
	21:00	Men	NED vs JPN	67 - 59	Group A Preliminary	29	Rio Olympic Arena	8,272	55%
	21:30	Men	GBR vs BRA	73 - 55	Group B Preliminary	30	Carioca Arena 1	11,387	79%
Daily Total								92,045	62%
SUN 11 SEP	09:30	Men	ESP vs AUS	75 - 64	Group A Preliminary	31	Rio Olympic Arena	6,803	45%
	11:45	Men	TUR vs NED	67 - 50	Group A Preliminary	33	Rio Olympic Arena	8,475	56%
	10:00	Women	GER vs CAN	68 - 54	Group A Preliminary	32	Carioca Arena 1	9,564	66%
	12:15	Men	GBR vs GER	66 - 52	Group B Preliminary	34	Carioca Arena 1	10,789	74%
	15:15	Men	BRA vs IRI	73 - 50	Group B Preliminary	35	Rio Olympic Arena	8,739	58%
	17:30	Women	ALG vs FRA	33 - 72	Group B Preliminary	37	Rio Olympic Arena	9,055	60%
	15:45	Women	NED vs USA	50 - 60	Group B Preliminary	36	Carioca Arena 1	11,415	79%
	18:00	Men	ALG vs USA	24 - 92	Group B Preliminary	38	Carioca Arena 1	10,926	75%
	21:00	Men	JPN vs CAN	76 - 45	Group A Preliminary	39	Rio Olympic Arena	7,899	52%
	21:30	Women	BRA vs GBR	32 - 63	Group A Preliminary	40	Carioca Arena 1	10,857	75%
Daily Total								94,522	64%



Attendance Summary

Relatório de público presente

As of SAT 17 SEP 2016

Date	Time	Gender	Teams	Results	Phase	Game No.	Venue	Attendance	% Capacity
MON 12 SEP	09:00	Women	ARG vs GER	20 - 59	Group A Preliminary	41	Carioca Arena 1	3,681	25%
	11:15	Women	CHN vs NED	29 - 62	Group B Preliminary	43	Carioca Arena 1	6,307	43%
	13:30	Men	AUS vs JPN	68 - 55	Group A Preliminary	45	Carioca Arena 1	4,406	30%
	15:45	Men	USA vs GBR	65 - 48	Group B Preliminary	47	Carioca Arena 1	5,218	36%
	09:30	Women	USA vs ALG	65 - 15	Group B Preliminary	42	Rio Olympic Arena	2,332	15%
	11:45	Women	CAN vs BRA	82 - 49	Group A Preliminary	44	Rio Olympic Arena	4,304	28%
	14:00	Men	IRI vs ALG	72 - 48	Group B Preliminary	46	Rio Olympic Arena	2,044	13%
	17:15	Men	NED vs ESP	48 - 66	Group A Preliminary	48	Rio Olympic Arena	3,703	24%
	19:30	Men	CAN vs TUR	46 - 67	Group A Preliminary	49	Rio Olympic Arena	6,537	43%
	21:45	Men	BRA vs GER	61 - 73	Group B Preliminary	50	Rio Olympic Arena	8,164	54%
Daily Total								46,696	31%
Preliminary Round Total								357,215	48%
TUE 13 SEP	09:30	Women	ALG vs ARG	38 - 53	Classification Playoff 9/10	51	Rio Olympic Arena	1,340	9%
	11:45	Women	NED vs CAN	78 - 60	Quarterfinal	53	Rio Olympic Arena	1,750	12%
	15:15	Women	GER vs FRA	76 - 28	Quarterfinal	52	Rio Olympic Arena	4,127	27%
	17:30	Women	GBR vs CHN	57 - 38	Quarterfinal	54	Rio Olympic Arena	4,886	32%
	21:00	Women	USA vs BRA	66 - 35	Quarterfinal	55	Rio Olympic Arena	4,010	26%
Daily Total								16,113	21%
WED 14 SEP	09:30	Men	CAN vs ALG	70 - 51	Classification Playoff 11/12	56	Rio Olympic Arena	2,562	17%
	11:45	Men	ESP vs GER	70 - 66	Quarterfinal	58	Rio Olympic Arena	3,041	20%
	15:15	Men	USA vs NED	70 - 37	Quarterfinal	61	Rio Olympic Arena	7,565	50%
	17:30	Men	GBR vs AUS	74 - 51	Quarterfinal	59	Rio Olympic Arena	6,272	41%
	21:00	Men	TUR vs BRA	65 - 49	Quarterfinal	60	Rio Olympic Arena	8,793	58%
Daily Total								28,233	37%
THU 15 SEP	09:30	Men	JPN vs IRI	65 - 52	Classification Playoff 9/10	57	Rio Olympic Arena	3,017	20%
	11:45	Women	GBR vs USA	78 - 89	Semifinal	63	Rio Olympic Arena	3,897	26%
	15:15	Women	GER vs NED	55 - 45	Semifinal	62	Rio Olympic Arena	7,032	46%
	17:30	Men	ESP vs GBR	69 - 63	Semifinal	64	Rio Olympic Arena	8,432	56%
	21:00	Men	TUR vs USA	54 - 74	Semifinal	65	Rio Olympic Arena	8,273	55%
Daily Total								30,651	40%
FRI 16 SEP	09:30	Women	FRA vs BRA	39 - 57	Classification Playoff 7/8	66	Rio Olympic Arena	5,880	39%
	11:45	Women	NED vs GBR	76 - 34	Bronze Medal Game	68	Rio Olympic Arena	7,891	52%
	15:15	Women	CAN vs CHN	63 - 52	Classification Playoff 5/6	67	Rio Olympic Arena	5,920	39%
	17:30	Women	GER vs USA	45 - 62	Gold Medal Game	69	Rio Olympic Arena	8,153	54%
Daily Total								27,844	46%
SAT 17 SEP	09:30	Men	GER vs NED	50 - 61	Classification Playoff 7/8	70	Rio Olympic Arena	6,894	45%
	11:45	Men	GBR vs TUR	82 - 76	Bronze Medal Game	72	Rio Olympic Arena	8,626	57%
	15:15	Men	AUS vs BRA	69 - 70	Classification Playoff 5/6	71	Rio Olympic Arena	7,803	51%
	17:30	Men	ESP vs USA	52 - 68	Gold Medal Game	73	Rio Olympic Arena	8,887	59%
Daily Total								32,210	53%
Final Phase Total								135,051	39%
Men's Tournament Total								299,383	48%
Women's Tournament Total								192,883	42%
Basketball Tournaments Total								492,266	45%

Carioca Arena 1 public capacity
Rio Olympic Arena public capacity

14,500
15,159

Legend:
No. Number



Competition Officials

Oficiais de competição

As of SUN 04 SEP 2016 at 11:00

Function	Name	Gender	NPC
Technical Delegate	ORCHARD Maureen	F	CAN - Canada
Assistant Technical Delegate	BETHEL Charlie	M	ENG - England
Jury Members	KUCERA Norbert	M	GER - Germany
	BACH Steve	M	CAN - Canada
	ZANGEFEIND Gabriel	M	GER - Germany
	MOORGAS Craig	M	RSA - South Africa
Commissioners	SAUNDERS Charles	M	RSA - South Africa
	CONCEIÇÃO Elias	M	BRA - Brazil
	NISHIMURA Taichi	M	JPN - Japan
	VAN MEURS Nathalie	F	NED - Netherlands
	MARSON Stefania	F	ITA - Italy
	VERGOOSSEN Luc	M	NED - Netherlands
Chief Classifier	PERRIMAN Don	M	AUS - Australia
Classifiers	PEYROTEO GOMES MIRANDELA DÁ COSTA Regina	F	POR - Portugal
	RIBEIRO Sonia	F	BRA - Brazil
	STRAVINSKAS Vaidas	M	LTU - Lithuania
Referee Supervisors	BURFORD Jon	M	USA - United States Of America
	BESTILLEIRO Jorge	M	ARG - Argentina
	WALLAART Edwin	M	NED - Netherlands
	GOMES RUF Tonia	F	ESP - Spain
	TOMSIC Zorka	M	SLO - Slovenia
	GIORDANO Sergio	M	CAN - Canada

Legend:
F Female M Male



IWBF Referees

Árbitros FIBA

As of SUN 04 SEP 2016 at 11:00

Name	Gender	Age	NPC
HAINES Philip	M	40	AUS - Australia
QUINTANA Matias	M	40	ARG - Argentina
MOLINA VASQUEZ Karen	F	37	COL - Colombia
MATHIAS Gustavo	M	34	BRA - Brazil
LAPOINTE Alexandre	M	25	CAN - Canada
GAUTHIER Sebastien	M	46	CAN - Canada
GUEN LEE Jae	M	43	KOR - South Korea
URUNUELA Juan	M	49	ESP - Spain
VILLARD Celine	F	44	FRA - France
KINDERVATER Robert Michael	M	49	GER - Germany
REHLING Carsten	M	41	GER - Germany
WOOD Benjamin	M	34	GBR - Great Britain
RADYKAS Linas	M	30	LTU - Lithuania
ROJA Cristian	M	42	ITA - Italy
KANNO Eisuke	M	50	JPN - Japan
WARMERDAM Sophia	F	49	NED - Netherlands
PAJER Tomas	M	40	CZE - Czech Republic
BILMEZ Nureddin	M	41	TUR - Turkey
OSEGUERA Jaime	M	38	USA - United States Of America
KUERZI William	M	50	USA - United States Of America
MOSEYA Arnold	M	29	RSA - South Africa
ELAABID Youssef	M	38	MAR - Morocco
MAGALLANES Juan	M	38	MEX - Mexico
FRONCZAK Adam	M	40	POL - Poland
JELENIC Milutin	M	35	GER - Germany
ZAMPONI Maruzio	M	38	ITA - Italy
WELLS Matthew	M	55	AUS - Australia
PEIC Krunoslav	M	38	CRO - Croatia

Legend:

F Female M Male

