



# TABLE TENNIS

## Results Book

The Tokyo Organising Committee  
of the Olympic and Paralympic Games

Ver.1.0  
3 SEP 2021 22:00



# Version History

Version	Date	Created by	Comments
1.0	3 September 2021	Bindi BALAZS Daniel MARTOS	First Version

# Table of Contents

Competition Format and Rules

Medallists by Event

Medal Standings

Competition Officials

Entry List by NPC

Singles

Men's Singles

Entry List by Event

Draw

Preliminary Round

Final Rounds

Match Results

Player Statistics

Tournament Statistics

Women's Singles

Entry List by Event

Draw

Preliminary Round

Final Rounds

Match Results

Player Statistics

Tournament Statistics

## Team

### Men's Team

Entry List by Event

Draw

Detailed Team Match Results

Player Statistics

Tournament Statistics

### Women's Team

Entry List by Event

Draw

Detailed Team Match Results

Player Statistics

Tournament Statistics

Tournament Statistics

Cumulative Players Statistics

Player Statistics (Men's)

Player Statistics (Women's)



## Competition Format and Rules

競技形式および規則

As of THU 19 AUG 2021

### PARALYMPIC COMPETITION FORMAT

The table tennis competition at the Tokyo 2020 Paralympic Games consists of 31 medal events: 17 medal events for men and 14 medal events for women. A total of 280 competitors may take part in the para table tennis competition. Singles and team events are contested across a total of 11 classes which reflect a wide range of impairments.

#### Events

##### Singles

There are 21 medal events in the men's and women's singles competitions. The singles events will begin with a group stage. Players will be allocated to groups of three or four. The winner and runner-up of each group will qualify for the next stage of the competition, which will be run in a single-elimination (knockout) format.

The winners of the two semifinals in each event will compete for the gold medal, while the two semifinal losers will each receive bronze medals. All matches shall be best of five games.

##### Team

There are 10 medal events in the men's and women's team competitions. The team competitions will be played in a knockout (single elimination) format depending upon the number of entries. The winners of the semifinals will advance to the gold medal match, while the losers will each receive bronze medals.

A team shall consist of two or three players with the third member only eligible for doubles. The team event will be the best of three matches, with the first team to win two matches winning the contest. All matches will be the best of five games. The order of play shall be:

		AB	XY
<b>Match 1</b>	Doubles*	-	
<b>Match 2</b>	Singles	A plays X	
<b>Match 3</b>	Singles	B plays Y	

\*Doubles pairing could be any two team members but the pairing and both singles players must be decided before the start of the match.

The draw for the team events will be conducted on 29 August 2021. The ranking order of teams will be determined by taking the rating of the top two players in the team and adding them together, regardless of how many players are on the team.

### SPORT RULES AND PROCEDURES

#### Some para table tennis rules

- Cushion(s) can be used: The height of one or maximum of two cushions is limited to 15cm in playing conditions.
- If a player requires some strapping or binding for medical reasons, this must be noted on his or her classification card.

#### Service rules in wheelchair play

Singles: The rally shall be a let



- If in service the ball leaves the table after touching either of the receiver's sidelines.

Singles and doubles:

- If the ball after touching the receiver's court returns in the direction of the net.
- If the ball comes to rest on the receiver's court.

### Wheelchair play rules

Doubles:

- No part of a player's wheelchair shall cross an imaginary extension of the centre line of the table.

Singles and doubles:

- A player shall score a point if his or her opponent does not maintain a minimum contact with the seat or cushion(s), with the back of the thigh, when the ball is struck.
- A player shall score a point if his or her opponent touches the table with either hand before striking the ball.
- A player shall score a point if his or her opponent's footrest or foot touches the floor during play.

### Tiebreak rules

For individual events with a round robin format, the players within a group will be ranked according to the number of match points; two match points for a win, one match point for a loss in a played match and zero match point for a loss in an unplayed or unfinished match - i.e. in case of injury, illness, disqualification (DSQ) or walkover (W/O).

If two or more players are tied with the same number of match points, the ties will be broken as follows:

Only results of the matches played between the tied players, the higher of the following:

- Match points
- Game ratio
- Point ratio
- If still tied, the ties will be decided by lot

Note: please refer to the sport's terminology section on the Info system for the above definitions.

### Scoring

All matches will be the best of five games, with each game won by the player to score 11 points first. If the score reaches 10-10, the winner of the game will be the player subsequently to gain a lead of two points.

### Competition rules

The para-table tennis competition will be held in accordance with the editions of the following documents that are in force at the time of the Games:

- The ITTF Handbook 2020 (available at <https://www.ittf.com/handbook/>)
- The IPC Handbook (available at [www.paralympic.org/the-ipc/handbook](http://www.paralympic.org/the-ipc/handbook))

The ITTF, working with the Tokyo 2020 competition management, will be responsible for the technical control and direction of the table tennis competition at the Tokyo 2020 Paralympic Games.

## CHANGES SINCE THE RIO 2016 PARALYMPIC GAMES

- Bronze medal matches have been eliminated from the competition programme. Losers in the semifinal phase will both be awarded a bronze medal and be ranked third.
- The men's team event in classes 6-8 has been split into two events: classes 6-7 and class 8.
- The women's team event in classes 6-10 has been split into two events: classes 6-8 and classes 9-10.

## DIFFERENCES FROM THE OLYMPIC GAMES

- Athletes are able to have the racket strapped on to or attached to the hand or limb at the Paralympic Games.



- There are more events in the Paralympic Games as singles and team events are played for a number of different sport classes.
- The first phase of competition for singles events at the Paralympic Games is a round robin whereas in the Olympic Games it is a direct elimination event.
- All singles matches in the Paralympic Games are the best of five games rather than the best of seven games, for which singles and mixed doubles are played in the Olympic Games.
- Team events in the Paralympic Games are the best of three matches rather than the best of five matches as in the Olympic Games.
- Teams can consist of two or three members with the third member only eligible for doubles in the Paralympic Games, while in the Olympic Games teams consist of three players with all players participating.
- Mixed doubles are played in the Olympic Games but not at the Paralympic Games.
- There are no bronze medal matches in the Paralympic Games. Losers of the semifinals are awarded a bronze medal (two per event).



## Medallists by Event

種目別メダリスト

As of FRI 3 SEP 2021 at 19:29

After 31 of 31 Events

Event	Date	Medal	Name	NPC Code
Men's Singles - Class 1	MON 30 AUG	GOLD	JOO Young Dae	KOR
		SILVER	KIM Hyeon Uk	KOR
		BRONZE	MATTHEWS Thomas	GBR
			NAM Ki Won	KOR
Men's Singles - Class 2	MON 30 AUG	GOLD	LAMIRAULT Fabien	FRA
		SILVER	CZUPER Rafal	POL
		BRONZE	CHA Soo Yong	KOR
			PARK Jin Cheol	
Men's Singles - Class 3	SAT 28 AUG	GOLD	FENG Panfeng	CHN
		SILVER	SCHMIDBERGER Thomas	GER
		BRONZE	van EMBURGH Jenson	USA
			ZHAI Xiang	CHN
Men's Singles - Class 4	MON 30 AUG	GOLD	OZTURK Abdullah	TUR
		SILVER	KIM Young-Gun	KOR
		BRONZE	THOMAS Maxime	FRA
			TURAN Nesim	TUR
Men's Singles - Class 5	SUN 29 AUG	GOLD	BAUS Valentin	GER
		SILVER	CAO Ningning	CHN
		BRONZE	HUNTER SPIVEY Jack	GBR
			OZTURK Ali	TUR
Men's Singles - Class 6	SAT 28 AUG	GOLD	SEIDENFELD Ian	USA
		SILVER	ROSENMEIER Peter	DEN
		BRONZE	KARABARDAK Paul	GBR
			THAINIYOM Rungroj	THA
Men's Singles - Class 7	SUN 29 AUG	GOLD	YAN Shuo	CHN
		SILVER	BAYLEY William	GBR
		BRONZE	CHUDZICKI Maksym	POL
			LIAO Keli	CHN
Men's Singles - Class 8	MON 30 AUG	GOLD	ZHAO Shuai	CHN
		SILVER	DIDUKH Viktor	UKR
		BRONZE	NIKOLENKO Maksym	UKR
			PENG Weinan	CHN
Men's Singles - Class 9	SAT 28 AUG	GOLD	DEVOS Laurens	BEL
		SILVER	MA Lin	AUS
		BRONZE	MAI Ivan	UKR
			NOZDRUNOV Iurii	RPC
Men's Singles - Class 10	SUN 29 AUG	GOLD	CHOJNOWSKI Patryk	POL
		SILVER	BOHEAS Mateo	FRA
		BRONZE	JACOBS David	INA
			RADOVIC Filip	MNE
Men's Singles - Class 11	SUN 29 AUG	GOLD	PALOS Peter	HUN
		SILVER	von EINEM Samuel Philip	AUS
		BRONZE	CREANGE Lucas	FRA
			van ACKER Florian	BEL





## Medallists by Event

種目別メダリスト

As of FRI 3 SEP 2021 at 19:29

After 31 of 31 Events

Event	Date	Medal	Name	NPC Code
Women's Singles - Classes 1-2	SAT 28 AUG	GOLD	LIU Jing	CHN
		SILVER	SEO Su Yeon	KOR
		BRONZE	da SILVA OLIVEIRA Catia Cristina	BRA
			PUSHPASHEVA Nadezhda	RPC
Women's Singles - Class 3	SUN 29 AUG	GOLD	XUE Juan	CHN
		SILVER	KANOVA Alena	SVK
		BRONZE	LEE Mi Gyu YOON Jiyu	KOR
Women's Singles - Class 4	SUN 29 AUG	GOLD	ZHOU Ying	CHN
		SILVER	PATEL Bhavinaben Has Mukhbhai	IND
		BRONZE	GU Xiaodan ZHANG Miao	CHN
Women's Singles - Class 5	SUN 29 AUG	GOLD	ZHANG Bian	CHN
		SILVER	PAN Jiamin	CHN
		BRONZE	ABU AWAD Khetam	JOR
			JUNG Young A	KOR
Women's Singles - Class 6	MON 30 AUG	GOLD	LYTOVCHENKO Maryna	UKR
		SILVER	ALIEVA Maliak	RPC
		BRONZE	CHEBANIKAI Raisa	RPC
			GREBE Stephanie	GER
Women's Singles - Class 7	MON 30 AUG	GOLD	van ZON Kelly	NED
		SILVER	SAFONOVA Viktoriia	RPC
		BRONZE	BARNEOUD Anne	FRA
			KORKUT Kubra	TUR
Women's Singles - Class 8	SUN 29 AUG	GOLD	MAO Jingdian	CHN
		SILVER	HUANG Wenjuan	CHN
		BRONZE	DAHLEN Aida	NOR
			KAMKASOMPHEU Thu	FRA
Women's Singles - Class 9	MON 30 AUG	GOLD	LEI Li Na	AUS
		SILVER	XIONG Guiyan	CHN
		BRONZE	PEK Karolina	POL
			SZVITACS Alexa	HUN
Women's Singles - Class 10	MON 30 AUG	GOLD	YANG Qian	AUS
		SILVER	COSTA ALEXANDRE Bruna	BRA
		BRONZE	PARTYKA Natalia	POL
			TIAN Shiao Wen	TPE
Women's Singles - Class 11	SAT 28 AUG	GOLD	PROKOFEVA Elena	RPC
		SILVER	FERNEY Lea	FRA
		BRONZE	ITO Maki	JPN
			WONG Ting Ting	HKG



## Medallists by Event

種目別メダリスト

As of FRI 3 SEP 2021 at 19:29

After 31 of 31 Events

Event	Date	Medal	Name	NPC Code
Men's Team - Classes 1-2	FRI 3 SEP	GOLD	LAMIRAULT Fabien MOLLIENS Stephane	FRA
		SILVER	CHA Soo Yong KIM Hyeon Uk PARK Jin Cheol	KOR
		BRONZE	CZUPER Rafal JAKIMCZUK Tomasz	POL
			LUDROVSKY Martin RIAPOS Jan	SVK
Men's Team - Class 3	THU 2 SEP	GOLD	FENG Panfeng ZHAI Xiang ZHAO Ping	CHN
		SILVER	BRUECHLE Thomas SCHMIDBERGER Thomas	GER
		BRONZE	SUCHANEK Jiri SVATOS Petr	CZE
			CHUEAWONG Thirayu GLINBANCHEUN Yuttajak LAOWONG Anurak	THA
Men's Team - Class 4-5	THU 2 SEP	GOLD	CAO Ningning GUO Xingyuan ZHANG Yan	CHN
		SILVER	BAEK Youngbok KIM Jung-Gil KIM Young-Gun	KOR
		BRONZE	MERRIEN Florian SAVANT AIRA Nicolas THOMAS Maxime	FRA
			MIHALIK Peter TRAVNICEK Boris	SVK
Men's Team - Classes 6-7	FRI 3 SEP	GOLD	CHEN Chao LIAO Keli YAN Shuo	CHN
		SILVER	BAYLEY William KARABARDAK Paul	GBR
		BRONZE	MORALES Jordi VALERA Alvaro	ESP
			RAU Thomas SCHNAKE Bjoern	GER



## Medallists by Event

種目別メダリスト

As of FRI 3 SEP 2021 at 19:29

After 31 of 31 Events

Event	Date	Medal	Name	NPC Code
Men's Team - Class 8	THU 2 SEP	GOLD	PENG Weinan YE Chao Qun ZHAO Shuai	CHN
		SILVER	DIDUKH Viktor NIKOLENKO Maksym	UKR
		BRONZE	BERTHIER Clement BOUVAIS Thomas	FRA
			McKIBBIN Aaron SHILTON Billy WILSON Ross	GBR
Men's Team - Class 9-10	FRI 3 SEP	GOLD	LIAN Hao ZHAO Yi Qing	CHN
		SILVER	COUGHLAN Joel MA Lin PELLISSIER Nathan	AUS
		BRONZE	AGUNBIADE Tajudeen FARINLOYE Victor OLUFEMI Alabi	NGR
			KATS Lev MAI Ivan	UKR
Women's Team - Classes 1-3	THU 2 SEP	GOLD	LI Qian LIU Jing XUE Juan	CHN
		SILVER	LEE Mi Gyu SEO Su Yeon YOON Jiyu	KOR
		BRONZE	DRETAR KARIC Helena MUZINIC Andela	CRO
			BRUNELLI Michela ROSSI Giada	ITA
Women's Team - Classes 4-5	FRI 3 SEP	GOLD	ZHANG Bian ZHANG Miao ZHOU Ying	CHN
		SILVER	AHLQUIST Anna Carin LUNDBACK Ingela	SWE
		BRONZE	BAILEY Susan SHACKLETON Megan	GBR
			MATIC Nada PERIC RANKOVIC Borislava	SRB



## Medallists by Event

種目別メダリスト

As of FRI 3 SEP 2021 at 19:29

After 31 of 31 Events

Event	Date	Medal	Name	NPC Code
Women's Team - Classes 6-8	THU 2 SEP	GOLD	HUANG Wenjuan MAO Jingdian WANG Rui	CHN
		SILVER	van HOOFF Frederique van ZON Kelly	NED
		BRONZE	BARNEOUD Anne KAMKASOMPHOU Thu	FRA
			ALIEVA Maliak CHEBANIKA Raisa SAFONOVA Viktoriia	RPC
Women's Team - Classes 9-10	FRI 3 SEP	GOLD	PARTYKA Natalia PEK Karolina	POL
		SILVER	LEI Li Na TAPPER Melissa YANG Qian	AUS
		BRONZE	COSTA ALEXANDRE Bruna MARQUES PARINOS Jennyfer RAUEN Danielle	BRA
			XIONG Guiyan ZHAO Xiaojing	CHN



## Medal Standings

メダル獲得数

As of FRI 3 SEP 2021 at 19:29

After 31 of 31 Events

Rank	NPC	Men				Women				Total				Rank by Total
		G	S	B	Tot.	G	S	B	Tot.	G	S	B	Tot.	
1	CHN - People's Republic of China	8	1	3	12	8	3	3	14	16	4	6	26	1
2	AUS - Australia		3		3	2	1		3	2	4		6	=7
3	FRA - France	2	1	4	7		1	3	4	2	2	7	11	3
4	POL - Poland	1	1	2	4	1		2	3	2	1	4	7	=4
5	KOR - Republic of Korea	1	4	3	8		2	3	5	1	6	6	13	2
6	RPC - RPC			1	1	1	2	3	6	1	2	4	7	=4
7	UKR - Ukraine		2	3	5	1			1	1	2	3	6	=7
8	GER - Germany	1	2	1	4			1	1	1	2	2	5	9
9	NED - Netherlands					1	1		2	1	1		2	=13
10	TUR - Turkey	1		2	3			1	1	1		3	4	10
11	BEL - Belgium	1		1	2					1		1	2	=13
11	HUN - Hungary	1			1			1	1	1		1	2	=13
11	USA - United States of America	1		1	2					1		1	2	=13
14	GBR - Great Britain		2	4	6			1	1		2	5	7	=4
15	BRA - Brazil						1	2	3		1	2	3	=11
15	SVK - Slovakia			2	2		1		1		1	2	3	=11
17	DEN - Denmark		1		1						1		1	=18
17	IND - India						1		1		1		1	=18
17	SWE - Sweden						1		1		1		1	=18
20	THA - Thailand			2	2							2	2	=13
21	CRO - Croatia							1	1			1	1	=18
21	CZE - Czech Republic			1	1							1	1	=18
21	ESP - Spain			1	1							1	1	=18
21	HKG - Hong Kong, China							1	1			1	1	=18
21	INA - Indonesia			1	1							1	1	=18
21	ITA - Italy							1	1			1	1	=18
21	JOR - Jordan							1	1			1	1	=18
21	JPN - Japan							1	1			1	1	=18
21	MNE - Montenegro			1	1							1	1	=18
21	NGR - Nigeria			1	1							1	1	=18
21	NOR - Norway							1	1			1	1	=18
21	SRB - Serbia							1	1			1	1	=18
21	TPE - Chinese Taipei							1	1			1	1	=18
<b>Total:</b>		<b>17</b>	<b>17</b>	<b>34</b>	<b>68</b>	<b>14</b>	<b>14</b>	<b>28</b>	<b>56</b>	<b>31</b>	<b>31</b>	<b>62</b>	<b>124</b>	

**Note:**

Rank by total is calculated by the total number of gold, silver and bronze medals.

**Legend:**

= Equal sign indicates that two or more NPCs share the same rank by total      **B** Bronze      **G** Gold      **S** Silver  
**Tot.** Total



## Competition Officials

競技役員

As of 19 AUG 2021

Function	Name	Organisation
<b>Jury:</b>		
<b>ITTF Jury Chair</b>	GREFBERG Sonja	FIN - Finland
Africa	BOUKHIRA Abdelali	MAR - Morocco
Asia	WU Sheng Kuang	TPE - Chinese Taipei
<b>Technical Delegate:</b>	CROTTA Constantina	GRE - Greece
<b>Referee:</b>	ZHANG Yingqiu	CHN - China
<b>Deputy Referees:</b>	GARRO Silvia	CRC - Costa Rica
	GILLESPIE Stephen	AUS - Australia
	LAPICQUE Françoise	FRA - France
<b>Umpires:</b>	ALIOTTA Esther	USA - United States
	BENCSIK Imre	HUN - Hungary
	BOGREN Ingrid	SWE - Sweden
	BYSTRICAN Marian	SVK - Slovakia
	CHOI Changseong	KOR - Republic of Korea
	DZIOBA Grzegorz	CAN - Canada
	FERREIRA Maria	BRA - Brazil
	FOUCHARD Frederic	FRA - France
	GRIAZNOVA Liudmila	RUS - Russian Federation
	GULLBERG Jens	DEN - Denmark
	HERMANS Michel	BEL - Belgium
	KHALILI MARANDI Pari	MAS - Malaysia
	KRMELJ Milana	SLO - Slovenia
	NG Tsz Kin	HKG - Hong Kong, China
	OH Yong Seng	SGP - Singapore
	PICHARDO Luz	DOM - Dominican Republic
	RASINEN Asko	FIN - Finland
	RIVERO Ernesto	VEN - Venezuela
	SAMAL Jiban Ballav	IND - India
	SELIG Gert	GER - Germany
	VARAYANON Chusakul	THA - Thailand
	ZAKI Khaled	EGY - Egypt
<b>National Technical Officials:</b>	DAIRA Hiroe	JPN - Japan
	FUJIMOTO Shigeko	JPN - Japan
	FUKUDA Tomoko	JPN - Japan
	HIGASHIJIMA Masae	JPN - Japan
	IBA Yoko	JPN - Japan
	IGARASHI Kumiko	JPN - Japan
	IOKI Setsuko	JPN - Japan
	KAMIYA Akiko	JPN - Japan
	KODA Mari	JPN - Japan
	KONNO Kazuko	JPN - Japan
	SHIBATA Keiko	JPN - Japan
	TANAKA Rieko	JPN - Japan
	YAMAGUCHI Yumi	JPN - Japan



Entry List by NPC  
NPC別エントリーリスト  
As of FRI 3 SEP 2021

REVISED  
3 SEP 14:32

NPC	Gender	Name	Date of Birth	Event Participation, Qualification Pathway (World Ranking for Singles)	
				Singles	Teams
<b>ARG</b>		<b>Argentina</b>			
	M	COPOLA Gabriel	20 JAN 1984	MS3 CQ (12)	MT4-5
	M	DEPERGOLA Mauro	20 MAY 1981	MS5 CQ (12)	MT4-5
	M	EBERHARDT Fernando	21 JUN 1977	MS1 QI (9)	MT4-5
	F	BLANCO Veronica Soledad	18 MAR 1981	WS3 QI (16)	WT1-3
	F	GARRONE Maria	22 OCT 1996	WS1-2 QR (10)	WT1-3
<b>AUS</b>		<b>Australia</b>			
	M	BALLESTRINO Jake	27 JUL 1991	MS7 CQ (16)	MT6-7
	M	COUGHLAN Joel	13 JUL 1988	MS10 CQ (14)	MT9-10
	M	HIRTH Trevor	29 FEB 1984	MS6 CQ (14)	MT6-7
	M	MA Lin	25 DEC 1989	MS9 CQ (3)	MT9-10
	M	PELLISSIER Nathan	17 MAR 1996	MS8 CQ (21)	MT9-10
	M	von EINEM Samuel Philip	21 JUN 1995	MS11 CQ (3)	
	F	di TORO Lisa Daniela	16 OCT 1974	WS4 QR (15)	
	F	JULIAN Rebecca Anne	2 DEC 1986	WS6 QR (8)	
	F	LEI Li Na	19 FEB 1988	WS9 CQ (4)	WT9-10
	F	TAPPER Melissa	1 MAR 1990	WS10 CQ (2)	WT9-10
	F	YANG Qian	17 JUN 1996	WS10 QR (3)	WT9-10
<b>AUT</b>		<b>Austria</b>			
	M	GARDOS Krisztian	6 APR 1975	MS10 QR (5)	
<b>BEL</b>		<b>Belgium</b>			
	M	BRANDS Bart	9 SEP 1987	MS5 QI (10)	
	M	DEVOS Laurens	15 AUG 2000	MS9 CQ (1)	
	M	van ACKER Florian	28 FEB 1997	MS11 CQ (2)	
<b>BIH</b>		<b>Bosnia and Herzegovina</b>			
	M	EMINOVIC Haris	9 MAY 2001	MS6 QI (13)	
<b>BRA</b>		<b>Brazil</b>			
	M	ANDRADE de FREITAS David	23 MAR 1978	MS3 QI (20)	
	M	CARBINATTI JUNIOR Carlos Alberto	8 AUG 1984	MS10 CQ (12)	MT9-10
	M	GUARNIERI MANARA Luiz Filipe	19 NOV 1991	MS8 CQ (19)	MT9-10
	M	KNAF Welder	6 APR 1981	MS3 QR (9)	
	M	PEREIRA STROH Israel	6 SEP 1986	MS7 QR (5)	MT6-7
	M	SALMIN FILHO Paulo Sergio	12 NOV 1993	MS7 CQ (10)	MT6-7
	F	AMARAL SANTOS Marliane	14 SEP 1991	WS3 QI (15)	WT1-3
	F	COSTA ALEXANDRE Bruna	29 MAR 1995	WS10 CQ (4)	WT9-10
	F	da SILVA OLIVEIRA Catia Cristina	12 JUN 1991	WS1-2 CQ (4)	WT1-3
	F	de OLIVEIRA Joyce	24 JUN 1990	WS4 CQ (8)	
	F	FRANCA dos SANTOS Millena	9 APR 1996	WS7 QI (8)	WT6-8
	F	MARQUES PARINOS Jennyfer	22 FEB 1996	WS9 QT (8)	WT9-10
	F	RAUEN Danielle	18 DEC 1997	WS9 CQ (7)	WT9-10
	F	RODRIGUES LACERDA Lethicia	12 SEP 2002	WS8 CQ (9)	WT6-8



Entry List by NPC  
NPC別エントリーリスト  
As of FRI 3 SEP 2021

REVISED  
3 SEP 14:32

NPC	Gender	Name	Date of Birth	Event Participation, Qualification Pathway (World Ranking for Singles)	
				Singles	Teams
<b>CHI</b>		<b>Chile</b>			
	M	DETONI Cristian	8 OCT 1974	MS6 QI (9)	
	M	FLORES Luis	30 OCT 1987	MS2 QR (9)	MT4-5
	M	GONZALEZ Cristian	24 AUG 1980	MS4 CQ (18)	MT4-5
	F	LEONELLI Tamara	5 JUN 1997	WS5 CQ (8)	
<b>CHN</b>		<b>People's Republic of China</b>			
	M	CAO Ningning	20 NOV 1987	MS5 CQ (1)	MT4-5
	M	CHEN Chao	25 JAN 1987	MS6 QR (8)	MT6-7
	M	FENG Panfeng	20 DEC 1989	MS3 CQ (1)	MT3
	M	GUO Xingyuan	20 OCT 1988	MS4 QR (9)	MT4-5
	M	LIAN Hao	7 JUN 1995	MS10 QI (3)	MT9-10
	M	LIAO Keli	5 JAN 1990	MS7 QR (3)	MT6-7
	M	PENG Weinan	10 APR 2002	MS8 CQ (13)	MT8
	M	YAN Shuo	26 JUL 1995	MS7 CQ (1)	MT6-7
	M	YE Chao Qun	7 OCT 1984	MS8 QR (7)	MT8
	M	ZHAI Xiang	3 DEC 1992	MS3 QR (6)	MT3
	M	ZHANG Yan	25 JUL 1967	MS4 QR (7)	MT4-5
	M	ZHAO Ping	31 MAR 1965	MS3 QR (7)	MT3
	M	ZHAO Shuai	28 NOV 1994	MS8 QR (2)	MT8
	M	ZHAO Yi Qing	25 JAN 1993	MS9 CQ (7)	MT9-10
	F	GU Xiaodan	8 APR 1999	WS4 QR (4)	
	F	HUANG Wenjuan	9 DEC 2004	WS8 QR (5)	WT6-8
	F	LI Qian	13 FEB 1989	WS3 QR (4)	WT1-3
	F	LIU Jing	25 JUL 1988	WS1-2 CQ (2)	WT1-3
	F	MAO Jingdian	27 FEB 1995	WS8 CQ (1)	WT6-8
	F	PAN Jiamin	2 MAY 1997	WS5 QR (3)	
	F	WANG Rui	29 AUG 1993	WS7 CQ (3)	WT6-8
	F	XIONG Guiyan	6 MAR 1976	WS9 CQ (1)	WT9-10
	F	XUE Juan	20 OCT 1989	WS3 QR (2)	WT1-3
	F	ZHANG Bian	29 AUG 1986	WS5 CQ (1)	WT4-5
	F	ZHANG Miao	8 JUL 1991	WS4 QR (3)	WT4-5
	F	ZHAO Xiaojing	2 JAN 1995	WS10 CQ (7)	WT9-10
	F	ZHOU Ying	23 DEC 1988	WS4 CQ (1)	WT4-5
<b>COL</b>		<b>Colombia</b>			
	M	VARGAS Jose	14 APR 1984	MS7 QI (14)	
<b>CRC</b>		<b>Costa Rica</b>			
	M	ROMAN CHINCHILLA Steven	23 OCT 2002	MS8 - (20)	
<b>CRO</b>		<b>Croatia</b>			
	M	JOZIC Pavao	22 SEP 1994	MS7 CQ (12)	
	F	DRETAR KARIC Helena	28 NOV 1979	WS3 QI (11)	WT1-3
	F	MUZINIC Andela	1 NOV 1992	WS3 QR (5)	WT1-3





Entry List by NPC  
NPC別エントリーリスト

As of FRI 3 SEP 2021

REVISED  
3 SEP 14:32

NPC	Gender	Name	Date of Birth	Event Participation, Qualification Pathway (World Ranking for Singles)	
				Singles	Teams
<b>CUB</b>		<b>Cuba</b>			
	M	FERNANDEZ IZQUIERDO Yunier	24 OCT 1982	MS1 CQ (5)	
<b>CZE</b>		<b>Czech Republic</b>			
	M	NACHAZEL Filip	26 JUN 1980	MS4 QI (16)	
	M	SUCHANEK Jiri	9 MAY 1982	MS2 QR (12)	MT3
	M	SVATOS Petr	31 AUG 1990	MS3 QI (19)	MT3
<b>DEN</b>		<b>Denmark</b>			
	M	ROSENMEIER Peter	23 MAR 1984	MS6 CQ (2)	
<b>EGY</b>		<b>Egypt</b>			
	M	HAMADTOU Ibrahim Elhusseiny	1 JUL 1973	MS6 CQ (15)	MT6-7
	M	SALEH Sameh Mohamed	17 MAR 1978	MS4 CQ (13)	MT4-5
	M	YOUSSEF Sayed Mohamed	8 MAY 1984	MS7 CQ (7)	MT6-7
	M	ZENATY Ayman Kamal	26 JAN 1975	MS5 CQ (11)	MT4-5
	F	HAMMAD Hanaa Ahmed	21 JUN 1979	WS6 CQ (6)	
	F	MAHMOUD Faiza Mahmoud	9 MAY 1976	WS5 CQ (7)	
<b>ESP</b>		<b>Spain</b>			
	M	CUESTA MARTINEZ Eduardo	8 MAY 1985	MS11 QR (5)	
	M	LOPEZ SAYAGO Francisco	28 NOV 1982	MS4 QI (12)	
	M	MORALES Jordi	17 NOV 1985	MS7 QR (4)	MT6-7
	M	PEREZ GONZALEZ Juan	31 JAN 1969	MS9 QR (8)	MT9-10
	M	RUIZ REYES Jose Manuel	16 JUL 1978	MS10 QR (7)	MT9-10
	M	SASTRE Iker	19 JUN 1977	MS2 QR (11)	MT1-2
	M	TOLEDO BACHILLER Miguel	30 MAR 1968	MS2 QI (17)	MT1-2
	M	VALERA Alvaro	16 OCT 1982	MS6 QR (1)	MT6-7
<b>FIN</b>		<b>Finland</b>			
	F	TAPOLA Aino	22 JUL 1997	WS1-2 QT (11)	
<b>FRA</b>		<b>France</b>			
	M	BERTHIER Clement	3 FEB 2000	MS8 QT (16)	MT8
	M	BOHEAS Mateo	9 OCT 1996	MS10 QR (4)	MT9-10
	M	BOUVAIS Thomas	29 MAY 1991	MS8 QR (10)	MT8
	M	CREANGE Lucas	26 OCT 1992	MS11 QR (4)	
	M	de la BOURDONNAYE Gilles	27 JAN 1973	MS10 QT (8)	MT9-10
	M	LAMIRAULT Fabien	17 MAR 1980	MS2 CQ (1)	MT1-2
	M	MERRIEN Florian	21 NOV 1984	MS3 QR (3)	MT4-5
	M	MOLLIENS Stephane	23 SEP 1974	MS2 QR (5)	MT1-2
	M	SAVANT AIRA Nicolas	3 NOV 1980	MS5 QR (8)	MT4-5
	M	THOMAS Maxime	17 DEC 1983	MS4 QR (3)	MT4-5
	F	BARNEOUD Anne	31 OCT 1983	WS7 QR (6)	WT6-8
	F	FERNEY Lea	21 JUN 2004	WS11 QT (8)	
	F	KAMKASOMPHOU Thu	12 OCT 1968	WS8 CQ (2)	WT6-8
	F	LAFAYE Isabelle	9 JUL 1963	WS1-2 QR (7)	



Entry List by NPC  
NPC別エントリーリスト  
As of FRI 3 SEP 2021

REVISED  
3 SEP 14:32

NPC	Gender	Name	Date of Birth	Event Participation, Qualification Pathway (World Ranking for Singles)	
				Singles	Teams
<b>GBR</b>		<b>Great Britain</b>			
	M	BAYLEY William	17 JAN 1988	MS7 QR (2)	MT6-7
	M	FACEY THOMPSON Ashley	31 JAN 1995	MS9 QI (13)	MT9-10
	M	HUNTER SPIVEY Jack	11 MAY 1995	MS5 QT (7)	
	M	KARABARDAK Paul	3 OCT 1985	MS6 QR (7)	MT6-7
	M	MATTHEWS Thomas	19 AUG 1992	MS1 QR (7)	
	M	McKIBBIN Aaron	27 AUG 1991	MS8 QR (6)	MT8
	M	SHILTON Billy	9 OCT 1998	MS8 QI (14)	MT8
	M	STACEY Joshua	25 FEB 2000	MS9 QR (12)	MT9-10
	M	WILSON Ross	5 JUN 1995	MS8 QR (3)	MT8
	F	BAILEY Susan	19 OCT 1972	WS4 QT (11)	WT4-5
	F	SHACKLETON Megan	21 MAR 1999	WS4 QR (9)	WT4-5
<b>GER</b>		<b>Germany</b>			
	M	BAUS Valentin	14 DEC 1995	MS5 CQ (4)	
	M	BRUECHLE Thomas	29 JUL 1976	MS3 QR (4)	MT3
	M	RAU Thomas	6 APR 1984	MS6 QR (6)	MT6-7
	M	SCHMIDBERGER Thomas	23 OCT 1991	MS3 CQ (2)	MT3
	M	SCHNAKE Bjoern	13 DEC 1971	MS7 QR (8)	MT6-7
	F	GREBE Stephanie	24 SEP 1987	WS6 QR (4)	WT6-8
	F	MIKOLASCHEK Sandra	18 JUN 1997	WS4 QR (5)	
	F	WOLF Juliane	26 FEB 1988	WS8 QR (4)	WT6-8
<b>GRE</b>		<b>Greece</b>			
	M	CHATZIKYRIAKOS Kanellis Marios	9 AUG 2001	MS6 QI (12)	
<b>HKG</b>		<b>Hong Kong, China</b>			
	F	NG Mui Wui	31 MAR 1997	WS11 CQ (3)	
	F	WONG Ting Ting	11 SEP 2003	WS11 QR (4)	
<b>HUN</b>		<b>Hungary</b>			
	M	CSONKA Andras	27 NOV 1988	MS8 QR (8)	MT8
	M	MAJOR Endre	12 APR 1969	MS1 QR (3)	
	M	PALOS Peter	31 AUG 1985	MS11 QR (1)	
	M	ZBORAI Gyula	18 DEC 1962	MS8 QI (17)	MT8
	F	ARLOY Zsofia	5 SEP 1981	WS8 QT (6)	WT9-10
	F	SZVITACS Alexa	1 AUG 1990	WS9 CQ (3)	WT9-10
<b>INA</b>		<b>Indonesia</b>			
	M	AKBAR Komet	10 JAN 1986	MS10 CQ (10)	MT9-10
	M	ASTAN Adyos	1 JAN 1968	MS4 QI (15)	
	M	JACOBS David	21 JUN 1977	MS10 QR (2)	MT9-10
<b>IND</b>		<b>India</b>			
	F	PATEL Bhavinaben Hasmukhbhai	6 NOV 1986	WS4 QR (12)	WT4-5
	F	PATEL Sonalben Manubhai	15 SEP 1987	WS3 QI (14)	WT4-5



Entry List by NPC  
NPC別エントリーリスト  
As of FRI 3 SEP 2021

REVISED  
3 SEP 14:32

NPC	Gender	Name	Date of Birth	Event Participation, Qualification Pathway (World Ranking for Singles)	
				Singles	Teams
<b>IRL</b>		<b>Ireland</b>			
	M	JUDGE Colin	5 APR 1995	MS3 QI (18)	
<b>IRQ</b>		<b>Iraq</b>			
	F	ALDAYYENI Najlah	1 DEC 2004	WS6 QI (7)	
<b>ISR</b>		<b>Israel</b>			
	F	TABIB Caroline	25 AUG 1996	WS5 QI (6)	
<b>ITA</b>		<b>Italy</b>			
	M	BORGATO Andrea	14 DEC 1972	MS1 QR (6)	MT1-2
	M	FALCO Federico	22 MAR 1994	MS1 QR (8)	MT1-2
	M	KALEM Mohamed	27 JAN 1982	MS9 QR (6)	MT9-10
	M	ORSI Matteo	1 MAR 1998	MS3 QI (16)	
	M	PARENZAN Matteo	23 JUN 2003	MS6 QT (10)	MT9-10
	F	BRUNELLI Michela	5 JUL 1974	WS3 QR (8)	WT1-3
	F	ROSSI Giada	24 AUG 1994	WS1-2 CQ (1)	WT1-3
<b>JOR</b>		<b>Jordan</b>			
	F	ABU AWAD Khetam	8 OCT 1974	WS5 QR (2)	WT4-5
	F	ELELIMAT Faten	3 FEB 1994	WS4 QI (14)	WT4-5
<b>JPN</b>		<b>Japan</b>			
	M	ASANO Takashi	17 AUG 2001	MS11 CQ (9)	
	M	INOUE Masachika	12 AUG 1995	MS7 QI (13)	MT6-7
	M	IWABUCHI Koyo	14 DEC 1994	MS9 QR (5)	
	M	KATO Koya	16 FEB 1993	MS11 QT (8)	
	M	MINAMI Nobuhiro	20 MAR 1969	MS2 QI (16)	
	M	TAKEMORI Takeshi	10 OCT 1993	MS11 QR (7)	
	M	YAGI Katsuyoshi	17 JUN 1990	MS7 QR (6)	MT6-7
	F	FURUKAWA Kanami	27 JUL 1997	WS11 QR (5)	
	F	ITO Maki	8 SEP 1984	WS11 QI (7)	
	F	TAKEUCHI Nozomi	18 FEB 1994	WS10 QI (9)	WT9-10
	F	TOMONO Yuri	1 MAY 2000	WS8 QI (7)	WT9-10



Entry List by NPC  
NPC別エントリーリスト  
As of FRI 3 SEP 2021

REVISED  
3 SEP 14:32

NPC	Gender	Name	Date of Birth	Event Participation, Qualification Pathway (World Ranking for Singles)	
				Singles	Teams
<b>KOR</b>		<b>Republic of Korea</b>			
	M	BAEK Youngbok	16 JUL 1977	MS3 QR (13)	MT4-5
	M	CHA Soo Yong	30 AUG 1980	MS2 QR (4)	MT1-2
	M	JOO Young Dae	15 JAN 1973	MS1 CQ (1)	MT3
	M	KIM Chang Gi	4 APR 2000	MS11 QI (10)	
	M	KIM Gi Tae	20 MAY 1998	MS11 QR (6)	
	M	KIM Hyeon Uk	25 DEC 1995	MS1 QR (4)	MT1-2
	M	KIM Jung-Gil	28 MAY 1986	MS4 QR (5)	MT4-5
	M	KIM Young-Gun	24 NOV 1984	MS4 CQ (2)	MT4-5
	M	NAM Ki Won	26 MAY 1966	MS1 QR (2)	MT3
	M	PARK Hong Kyu	17 JUL 1973	MS6 QR (5)	
	M	PARK Jin Cheol	12 JUN 1982	MS2 CQ (3)	MT1-2
	F	JUNG Young A	20 JUL 1979	WS5 QR (4)	
	F	KIM Kun-Hea	24 DEC 1972	WS9 QI (6)	
	F	KIM Seongok	27 MAR 1967	WS7 QR (5)	WT6-8
	F	LEE Kunwoo	3 SEP 1969	WS6 CQ (5)	WT6-8
	F	LEE Mi Gyu	4 NOV 1988	WS3 CQ (6)	WT1-3
	F	MOON Sung Keum	20 NOV 1968	WS6 QT (9)	WT6-8
	F	SEO Su Yeon	8 JAN 1986	WS1-2 QR (3)	WT1-3
	F	YOON Jiyu	28 DEC 2000	WS3 QR (3)	WT1-3
<b>KSA</b>		<b>Saudi Arabia</b>			
	F	ALMYRISL Maryam	8 FEB 1982	WS1-2 QI (12)	
<b>MAS</b>		<b>Malaysia</b>			
	M	CHEE Chaoming	5 MAR 1997	MS9 QI (14)	
<b>MEX</b>		<b>Mexico</b>			
	M	REYES TURCIO Victor Eduardo	25 APR 1995	MS2 CQ (14)	
	F	PEREZ VILLALBA Claudia	24 FEB 1971	WS7 CQ (7)	
	F	SIGALA LOPEZ Edith	16 JUN 1976	WS3 CQ (13)	
<b>MNE</b>		<b>Montenegro</b>			
	M	BAKIC Luka	6 JUN 1991	MS10 QI (9)	MT9-10
	M	RADOVIC Filip	8 JUL 2000	MS10 QR (6)	MT9-10
<b>NED</b>		<b>Netherlands</b>			
	F	van HOOF Frederique	17 FEB 2001	WS8 QI (8)	WT6-8
	F	van ZON Kelly	15 SEP 1987	WS7 CQ (1)	WT6-8
<b>NGR</b>		<b>Nigeria</b>			
	M	AGUNBIADI Tajudeen	25 MAY 1975	MS9 CQ (9)	MT9-10
	M	FARINLOYE Victor	13 MAR 1975	MS8 CQ (15)	MT9-10
	M	KOLEOSHO Ahmed	20 JUL 1986	MS3 CQ (21)	MT4-5
	M	OGUNKUNLE Isau	10 FEB 1986	MS4 QR (10)	MT4-5
	M	OLUFEMI Alabi	6 JAN 1973	MS10 CQ (11)	MT9-10
	F	OBAZUAYE Faith	4 MAR 1989	WS10 CQ (10)	



Entry List by NPC  
NPC別エントリーリスト  
As of FRI 3 SEP 2021

REVISED  
3 SEP 14:32

NPC	Gender	Name	Date of Birth	Event Participation, Qualification Pathway (World Ranking for Singles)	
				Singles	Teams
<b>NOR</b>		<b>Norway</b>			
	M	URHAUG Tommy	16 JUN 1980	MS5 QR (3)	
	F	DAHLEN Aida	5 OCT 1990	WS8 QR (3)	WT6-8
	F	KORNELIUSSEN Nora	28 APR 1999	WS7 QT (9)	WT6-8
<b>POL</b>		<b>Poland</b>			
	M	CHOJNOWSKI Patryk	5 APR 1990	MS10 CQ (1)	MT9-10
	M	CHUDZICKI Maksym	24 MAY 1999	MS7 QT (11)	MT9-10
	M	CZUPER Rafal	19 FEB 1988	MS2 QR (2)	MT1-2
	M	GRUDZIEN Piotr	27 SEP 1991	MS8 QR (9)	MT9-10
	M	JAKIMCZUK Tomasz	17 MAR 1978	MS2 QI (13)	MT1-2
	M	LIS Rafal	20 MAR 1979	MS4 QR (11)	MT4-5
	M	NALEPKA Maciej	18 JAN 1977	MS3 QI (14)	MT4-5
	M	ZYLKA Krzysztof	10 DEC 1979	MS4 QR (8)	MT4-5
	F	BUCLAW Dorota	16 OCT 1977	WS1-2 QR (6)	
	F	LYSIK Krystyna	11 MAR 1979	WS11 QR (6)	
	F	PARTYKA Natalia	27 JUL 1989	WS10 CQ (1)	WT9-10
	F	PEK Karolina	8 FEB 1998	WS9 QR (2)	WT9-10
<b>ROU</b>		<b>Romania</b>			
	M	SIMION Bobi	29 JUL 1980	MS6 QR (4)	
<b>RPC</b>		<b>RPC</b>			
	M	LAVROV Dmitrii	7 JAN 1973	MS1 QT (10)	MT1-2
	M	NAZIROV Rasul	10 OCT 1985	MS2 QI (15)	MT1-2
	M	NOZDRUNOV Iurii	13 DEC 1989	MS9 QI (11)	
	M	TOPORKOV Vladimir	5 NOV 1984	MS3 QT (15)	
	F	ALIEVA Maliak	8 MAR 1995	WS6 CQ (3)	WT6-8
	F	CHEBANIKA Raisa	5 JUL 1964	WS6 QR (2)	WT6-8
	F	PROKOFIEVA Elena	13 MAR 1971	WS11 CQ (1)	
	F	PUSHPASHEVA Nadezhda	29 DEC 1959	WS1-2 QR (5)	WT4-5
	F	SAFONOVA Viktoriia	18 APR 1988	WS7 QR (4)	WT6-8
	F	VASILEVA Aleksandra	9 APR 1998	WS4 QI (13)	WT4-5
<b>RSA</b>		<b>South Africa</b>			
	M	COGILL Theo	23 FEB 1987	MS10 QI (13)	
<b>SLO</b>		<b>Slovenia</b>			
	M	TRTNIK Luka	10 JAN 1998	MS7 QI (15)	
<b>SRB</b>		<b>Serbia</b>			
	M	PALIKUCA Mitar	21 OCT 1974	MS5 QR (5)	MT4-5
	M	PERLIC Goran	1 DEC 1973	MS2 QR (10)	MT4-5
	F	MATIC Nada	10 JUN 1984	WS4 QR (6)	WT4-5
	F	PERIC RANKOVIC Borislava	16 JUN 1972	WS4 CQ (2)	WT4-5
	F	PRVULOVIC Ana	23 JUN 1983	WS1-2 QR (9)	



Entry List by NPC  
NPC別エントリーリスト  
As of FRI 3 SEP 2021

REVISED  
3 SEP 14:32

NPC	Gender	Name	Date of Birth	Event Participation, Qualification Pathway (World Ranking for Singles)	
				Singles	Teams
<b>SUI</b>		<b>Switzerland</b>			
	M	KELLER Silvio	22 APR 1983	MS1 QI (11)	
<b>SVK</b>		<b>Slovakia</b>			
	M	LUDROVSKY Martin	1 SEP 1973	MS2 QR (6)	MT1-2
	M	MIHALIK Peter	30 SEP 1976	MS4 QI (14)	MT4-5
	M	RIAPOS Jan	28 SEP 1968	MS2 QR (8)	MT1-2
	M	TRAVNICEK Boris	19 MAY 1998	MS4 QT (17)	MT4-5
	F	KANOVA Alena	29 MAR 1980	WS3 QR (7)	
<b>SWE</b>		<b>Sweden</b>			
	M	ANDERSSON Emil	29 APR 1993	MS8 QR (5)	MT8
	M	KARLSSON Linus	4 JUL 1989	MS8 QI (11)	MT8
	M	OEHGREN Alexander	14 OCT 1988	MS3 QR (5)	
	F	AHLQUIST Anna Carin	5 JUN 1972	WS3 CQ (1)	WT4-5
	F	LUNDBACK Ingela	11 MAY 1975	WS5 CQ (5)	WT4-5
<b>THA</b>		<b>Thailand</b>			
	M	CHAIWUT Wanchai	6 MAR 1989	MS4 QR (6)	
	M	CHARITSAT Komkrit	25 JAN 1973	MS8 QI (18)	MT8
	M	CHUEAWONG Thirayu	22 DEC 1998	MS2 QT (18)	MT3
	M	GLINBANCHEUN Yuttajak	20 DEC 1996	MS3 QR (8)	MT3
	M	LAOWONG Anurak	21 JAN 1982	MS3 QR (17)	MT3
	M	PUNPOO Chalermpong	25 MAR 1981	MS7 QR (9)	MT6-7
	M	THAINIYOM Rungroj	16 DEC 1986	MS6 CQ (3)	MT6-7
	M	WANGPHONPHATHANASIRI Phisit	1 JAN 1987	MS8 QR (12)	MT8
	F	ASAYUT Dararat	18 JUN 1984	WS3 QR (9)	WT1-3
	F	BOOTWANSIRINA Chilchitparyak	2 DEC 1975	WS1-2 QR (8)	WT1-3
	F	JAION Wijitttra	5 AUG 1989	WS4 QR (7)	WT4-5
	F	SRINGAM Panwas	13 DEC 2001	WS5 QT (9)	WT4-5
<b>TPE</b>		<b>Chinese Taipei</b>			
	M	CHENG Ming Chih	8 AUG 1979	MS5 QR (2)	
	F	LIN Tzu Yu	23 JUN 2000	WS10 QI (8)	WT9-10
	F	LU Pi Chun	4 FEB 1963	WS4 QI (10)	
	F	TIAN Shiau Wen	14 DEC 1999	WS10 QR (5)	WT9-10
<b>TUN</b>		<b>Tunisia</b>			
	M	GHARSALLAH Karim	23 OCT 1978	MS11 QI (12)	



Entry List by NPC  
NPC別エントリーリスト  
As of FRI 3 SEP 2021

REVISED  
3 SEP 14:32

NPC	Gender	Name	Date of Birth	Event Participation, Qualification Pathway (World Ranking for Singles)	
				Singles	Teams
<b>TUR</b>		<b>Turkey</b>			
	M	CALISKAN Hamza	13 NOV 1994	MS5 QI (9)	
	M	OZTURK Abdullah	1 OCT 1989	MS4 CQ (1)	MT4-5
	M	OZTURK Ali	1 APR 1993	MS5 QR (6)	MT4-5
	M	TURAN Nesim	20 MAR 1992	MS4 QR (4)	MT4-5
	F	ALTINTAS Nergiz	16 AUG 1990	WS3 QT (12)	WT1-3
	F	DEMIR Merve Cansu	6 SEP 2001	WS10 QT (6)	WT9-10
	F	DUMAN Hatice	12 AUG 1994	WS3 QR (10)	WT1-3
	F	KAVAS Neslihan	29 AUG 1987	WS9 QR (5)	WT9-10
	F	KORKUT Kubra	20 JUN 1994	WS7 QR (2)	WT9-10
<b>UKR</b>		<b>Ukraine</b>			
	M	DIDUKH Viktor	23 JAN 1987	MS8 CQ (1)	MT8
	M	KATS Lev	25 FEB 2001	MS9 QR (4)	MT9-10
	M	MAI Ivan	8 NOV 1995	MS9 QT (2)	MT9-10
	M	NIKOLENKO Maksym	14 AUG 1993	MS8 QI (4)	MT8
	M	PETRUNIV Vasyi	31 DEC 1973	MS3 QR (10)	MT3
	M	YEZYK Oleksandr	8 DEC 1972	MS2 QR (7)	MT3
	F	KOSMINA Natalya	8 NOV 1982	WS11 QR (2)	
	F	LYTOVCHENKO Maryna	26 MAY 1991	WS6 QR (1)	
<b>USA</b>		<b>United States of America</b>			
	M	GODFREY Michael	8 AUG 1964	MS1 QI (12)	MT3
	M	LEIBOVITZ Tahl	1 JUN 1975	MS9 CQ (10)	MT9-10
	M	SEIDENFELD Ian	17 JUL 2001	MS6 CQ (11)	MT9-10
	M	van EMBURGH Jenson	28 MAY 2000	MS3 QR (11)	MT3
<b>VEN</b>		<b>Venezuela</b>			
	M	MARTINEZ BARRETO Denisis Jose	8 SEP 1989	MS11 CQ (11)	

**Note:**  
(nnn) in "Qualification Pathway" represents the player's singles world ranking as of August 2021.

**Legend:**

-	Information not available	<b>CQ</b>	Continental Qualification	<b>F</b>	Female
<b>M</b>	Male	<b>MSn</b>	Men's Singles n (n = Sport Class)	<b>MTn</b>	Men's Team n (n = Sport Class)
<b>QI</b>	Qualified by Invitation	<b>QR</b>	World Ranking	<b>QT</b>	Qualification Tournament
<b>WSn</b>	Women's Singles n (n = Sport Class)	<b>WTn</b>	Women's Team n (n = Sport Class)		

REVISED PRVULOVIC Ana (SRB) has been withdrawn from WT4-5.



## Entry List by Event

種目別エントリーリスト

As of SUN 22 AUG 2021

NPC	Name	Date of Birth	Qualification Pathway	World Ranking
<b>ARG - Argentina</b>	EBERHARDT Fernando	21 JUN 1977	QI	9
<b>CUB - Cuba</b>	FERNANDEZ IZQUIERDO Yunier	24 OCT 1982	CQ	5
<b>GBR - Great Britain</b>	MATTHEWS Thomas	19 AUG 1992	QR	7
<b>HUN - Hungary</b>	MAJOR Endre	12 APR 1969	QR	3
<b>ITA - Italy</b>	BORGATO Andrea	14 DEC 1972	QR	6
	FALCO Federico	22 MAR 1994	QR	8
<b>KOR - Republic of Korea</b>	JOO Young Dae	15 JAN 1973	CQ	1
	KIM Hyeon Uk	25 DEC 1995	QR	4
	NAM Ki Won	26 MAY 1966	QR	2
<b>RPC - RPC</b>	LAVROV Dmitrii	7 JAN 1973	QT	10
<b>SUI - Switzerland</b>	KELLER Silvio	22 APR 1983	QI	11
<b>USA - United States of America</b>	GODFREY Michael	8 AUG 1964	QI	12

**Legend:**

<b>CQ</b>	Continental Qualification	<b>QI</b>	Qualified by Invitation	<b>QR</b>	World Ranking
<b>QT</b>	Qualification Tournament				





Draw - Preliminary Round  
トーナメント表 - 予選ラウンド

GROUP A

Match	Day	Time	Table	Name	1	2	3	Pts	Rk
3-1	25 AUG	16:00	5	1 JOO Young Dae (KOR)		<b>3:0</b> 10,7,4	<b>3:0</b> 3,10,6	4	1
2-1	26 AUG	12:20	5						
2-3	27 AUG	9:40	5	2 FALCO Federico (ITA)	<b>0:3</b> -10,-7,-4		<b>3:2</b> 8,-10,10,-11,6	3	2
				3 EBERHARDT Fernando (ARG)	<b>0:3</b> -3,-10,-6	<b>2:3</b> -8,10,-10,11,-6		2	3

GROUP B

Match	Day	Time	Table	Name	1	2	3	Pts	Rk
3-1	25 AUG	16:00	6	1 NAM Ki Won (KOR)		<b>1:3</b> -6,-6,10,-9	<b>3:0</b> 9,8,4	3	2
2-1	26 AUG	12:20	6						
2-3	27 AUG	9:40	6	2 MATTHEWS Thomas (GBR)	<b>3:1</b> 6,6,-10,9		<b>3:1</b> 3,-8,5,6	4	1
				3 LAVROV Dmitrii (RPC)	<b>0:3</b> -9,-8,-4	<b>1:3</b> -3,8,-5,-6		2	3

GROUP C

Match	Day	Time	Table	Name	1	2	3	Pts	Rk
3-1	25 AUG	16:00	7	1 MAJOR Endre (HUN)		<b>3:1</b> 6,6,-7,8	<b>3:0</b> 0,6,7	4	1
2-1	26 AUG	12:20	7						
2-3	27 AUG	9:40	7	2 BORGATO Andrea (ITA)	<b>1:3</b> -6,-6,7,-8		<b>3:1</b> 4,-9,7,7	3	2
				3 GODFREY Michael (USA)	<b>0:3</b> -0,-6,-7	<b>1:3</b> -4,9,-7,-7		2	3

GROUP D

Match	Day	Time	Table	Name	1	2	3	Pts	Rk
3-1	25 AUG	16:00	8	1 KIM Hyeon Uk (KOR)		<b>3:0</b> 9,9,9	<b>3:0</b> 3,4,8	4	1
2-1	26 AUG	12:20	8						
2-3	27 AUG	9:40	8	2 FERNANDEZ IZQUIERDO Yunier (CUB)	<b>0:3</b> -9,-9,-9		<b>3:0</b> 9,10,5	3	2
				3 KELLER Silvio (SUI)	<b>0:3</b> -3,-4,-8	<b>0:3</b> -9,-10,-5		2	3

Qualification rule:

First and Second from each group will qualify for the Quarterfinals.

Legend:

Pts Points Rk Rank





## Match Results

試合結果

EBERHARDT Fernando (ARG) 0-3 JOO Young Dae (KOR)

Game Summary		Match	Game 1	Game 2	Game 3	Game 4	Game 5
EBERHARDT Fernando	ARG	0	3	10	6		
JOO Young Dae	KOR	3	11	12	11		
Duration:		24min	6min	7min	8min		

Match No.: 1 Table: 5

Umpires: GULLBERG Jens (DEN) DAIRA Hiroe (JPN)

Player Statistics	EBERHARDT Fernando (ARG)					Match	JOO Young Dae (KOR)					Match
	Game						Game					
	1	2	3	4	5		1	2	3	4	5	
Points won	3	10	6			19	11	12	11			34
Biggest lead	-	3	2			3	8	5	5			8
Points won on own serve	2	4	5			11	7	5	8			20
Points lost on own serve	4	7	3			14	1	6	1			8
Most consecutive points won	1	8	2			8	6	4	6			6
Greatest deficit overcome	-	-	-			-	-	3	2			3
Handedness/Grip	/						/					

Game/Match Statistics	Game					Match
	1	2	3	4	5	
Longest rally (strokes)	4	4	8			8
Average rally	2	2	3			2

### Game Progress

1	EBERHARDT Fernando (ARG)	0	0	*1	1	2	2	*2	2	2	2	*2	3	3	3	3	JOO Young Dae (KOR)	*0	1	1	2	*2	3	4	5	*6	7	8	8	*9	10	11																
2	EBERHARDT Fernando (ARG)	*0	0	0	1	*1	1	1	1	*2	3	4	5	*6	7	8	9	*9	9	9	10	*10	10	10	JOO Young Dae (KOR)	0	1	*2	2	3	4	*5	6	6	6	*6	6	6	6	*6	6	7	8	*9	9	10	*11	12
3	EBERHARDT Fernando (ARG)	0	1	*1	2	3	3	*3	3	3	3	*3	4	5	5	*5	6	6	6	JOO Young Dae (KOR)	*0	0	1	1	*1	2	3	4	*5	6	7	7	*7	8	9	9	*10	11										

**Note:**  
The "Greatest deficit overcome" only applies when the player ends up winning the game.

**Legend:**  
\* Server No. Number



## Match Results 試合結果

LAVROV Dmitrii (RPC) **0-3** NAM Ki Won (KOR)

Game Summary		Match	Game 1	Game 2	Game 3	Game 4	Game 5
LAVROV Dmitrii	RPC	0	9	8	4		
NAM Ki Won	KOR	3	11	11	11		
Duration:		26min	8min	8min	6min		

Match No.: 2 Table: 6

Umpires: BENCSIK Imre (HUN) IBA Yoko (JPN)

Player Statistics	LAVROV Dmitrii (RPC)					Match	NAM Ki Won (KOR)					Match
	Game						Game					
	1	2	3	4	5		1	2	3	4	5	
Points won	9	8	4			21	11	11	11			33
Biggest lead	2	1	-			2	5	6	7			7
Points won on own serve	5	3	3			11	6	5	6			17
Points lost on own serve	5	6	5			16	4	5	1			10
Most consecutive points won	3	4	1			4	4	7	5			7
Greatest deficit overcome	-	-	-			-	2	1	-			2
Handedness/Grip	/						/					

Game/Match Statistics	Game					Match
	1	2	3	4	5	
Longest rally (strokes)	4	7	8			8
Average rally	2	2	3			2

### Game Progress

1	LAVROV Dmitrii (RPC)	*0	1	2	2	*2	2	3	3	*3	3	3	4	*4	4	5	6	*7	7	8	9	9
	NAM Ki Won (KOR)	0	0	*0	1	2	3	*3	4	5	6	*7	7	8	9	*9	9	9	10	*10	10	11
2	LAVROV Dmitrii (RPC)	0	1	*1	1	1	1	*1	1	1	2	*3	4	5	5	*6	6	7	7	*8	8	
	NAM Ki Won (KOR)	*0	0	1	2	*3	4	5	6	*7	7	7	*7	8	8	9	*9	10	10	11		
3	LAVROV Dmitrii (RPC)	*0	0	1	1	*2	2	3	3	*3	3	4	4	*4	4	4	4					
	NAM Ki Won (KOR)	0	1	*1	2	2	3	*3	4	5	6	*6	7	8	9	*10	11					

**Note:**  
The "Greatest deficit overcome" only applies when the player ends up winning the game.

**Legend:**  
\* Server  
No. Number



## Match Results 試合結果

GODFREY Michael (USA) 0-3 MAJOR Endre (HUN)

Game Summary		Match	Game 1	Game 2	Game 3	Game 4	Game 5
GODFREY Michael	USA	0	0	6	7		
MAJOR Endre	HUN	3	11	11	11		
Duration:		20min	4min	6min	6min		

Match No.: 3 Table: 7

Umpires: ZAKI Khaled (EGY) KRMEJ Milana (SLO)

Player Statistics	GODFREY Michael (USA)					Match	MAJOR Endre (HUN)					Match
	Game						Game					
	1	2	3	4	5		1	2	3	4	5	
Points won	0	6	7			13	11	11	11			33
Biggest lead	-	2	2			2	11	6	4			11
Points won on own serve	0	3	4			7	6	5	7			18
Points lost on own serve	5	6	4			15	0	3	3			6
Most consecutive points won	0	2	2			2	11	5	2			11
Greatest deficit overcome	-	-	-			-	-	2	2			2
Handedness/Grip	/						/					

Game/Match Statistics	Game					Match
	1	2	3	4	5	
Longest rally (strokes)	5	8	4			8
Average rally	2	3	3			3

### Game Progress

1	GODFREY Michael (USA)	0	0	*0	0	0	0	*0	0	0	0	*0	0	MAJOR Endre (HUN)	*0	1	2	3	*4	5	6	7	*8	9	10	11														
2	GODFREY Michael (USA)	*0	1	2	2	*2	3	3	3	*3	3	3	4	*4	4	4	5	*6	6	MAJOR Endre (HUN)	0	0	*0	1	2	2	*3	4	5	6	*7	7	8	9	*10	10	10	11		
3	GODFREY Michael (USA)	0	1	*1	2	3	3	*3	4	4	4	*5	5	5	6	*6	6	7	7	7	MAJOR Endre (HUN)	*0	0	1	1	*1	2	3	3	*4	5	5	6	*7	7	8	9	*9	10	11

**Note:**  
The "Greatest deficit overcome" only applies when the player ends up winning the game.

**Legend:**  
\* Server  
No. Number



## Match Results

試合結果

KELLER Silvio (SUI) 0-3 KIM Hyeon Uk (KOR)

Game Summary		Match	Game 1	Game 2	Game 3	Game 4	Game 5
KELLER Silvio	SUI	0	3	4	8		
KIM Hyeon Uk	KOR	3	11	11	11		
Duration:		19min	4min	6min	6min		

Match No.: 4 Table: 8

Umpires: NG Tsz Kin (HKG) BYSTRICAN Marian (SVK)

Player Statistics	KELLER Silvio (SUI)					Match	KIM Hyeon Uk (KOR)					Match
	Game						Game					
	1	2	3	4	5		1	2	3	4	5	
Points won	3	4	8			15	11	11	11			33
Biggest lead	1	-	2			2	8	9	3			9
Points won on own serve	1	1	6			8	4	5	7			16
Points lost on own serve	7	6	4			17	2	3	2			7
Most consecutive points won	1	3	3			3	6	8	4			8
Greatest deficit overcome	-	-	-			-	1	-	2			2
Handedness/Grip	/						/					

Game/Match Statistics	Game					Match
	1	2	3	4	5	
Longest rally (strokes)	4	5	4			5
Average rally	3	2	3			3

### Game Progress

1	KELLER Silvio (SUI)	*0	1	1	1	*2	2	2	2	*2	2	2	3	*3	3	3					
	KIM Hyeon Uk (KOR)	0	0	*1	2	2	3	*4	5	6	7	*8	8	9	10	11					
2	KELLER Silvio (SUI)	0	0	*0	0	0	0	*0	0	0	1	*1	1	2	3	*4	4				
	KIM Hyeon Uk (KOR)	*0	1	2	3	*4	5	6	7	*8	8	9	10	*10	10	10	11				
3	KELLER Silvio (SUI)	*0	0	1	1	*2	3	4	4	*4	5	5	5	*6	7	7	7	*7	7	8	8
	KIM Hyeon Uk (KOR)	0	1	*1	2	2	2	*2	3	4	4	*5	6	6	6	*7	8	9	10	*10	11

**Note:**  
The "Greatest deficit overcome" only applies when the player ends up winning the game.

**Legend:**  
\* Server No. Number



## Match Results 試合結果

FALCO Federico (ITA) **0-3** JOO Young Dae (KOR)

Game Summary		Match	Game 1	Game 2	Game 3	Game 4	Game 5
FALCO Federico	ITA	0	10	7	4		
JOO Young Dae	KOR	3	12	11	11		
Duration:		26min	10min	7min	7min		

Match No.: 5 Table: 5

Umpires: BOGREN Ingrid (SWE) TANAKA Rieko (JPN)

Player Statistics	FALCO Federico (ITA)					Match	JOO Young Dae (KOR)					Match
	Game						Game					
	1	2	3	4	5		1	2	3	4	5	
Points won	10	7	4			21	12	11	11			34
Biggest lead	3	2	1			3	2	4	7			7
Points won on own serve	5	5	1			11	6	6	5			17
Points lost on own serve	6	5	6			17	5	2	3			10
Most consecutive points won	4	3	1			4	3	5	5			5
Greatest deficit overcome	-	-	-			-	3	2	1			3
Handedness/Grip	/						/					

Game/Match Statistics	Game					Match
	1	2	3	4	5	
Longest rally (strokes)	7	6	5			7
Average rally	3	3	3			3

### Game Progress

1	FALCO Federico (ITA)	0	1	*2	2	2	3	*3	3	4	4	*5	6	7	8	*8	9	9	9	*9	10	10	*10	10
	JOO Young Dae (KOR)	*0	0	0	1	*2	2	3	4	*4	5	5	5	*5	5	6	6	*7	8	9	9	*10	11	12
2	FALCO Federico (ITA)	*0	0	1	1	*2	3	4	4	*4	5	5	5	*5	5	5	6	*6	7	7				
	JOO Young Dae (KOR)	0	1	*1	2	2	2	*2	3	4	4	*5	6	7	8	*9	9	10	10	11				
3	FALCO Federico (ITA)	0	1	*1	1	1	2	*2	3	3	3	*4	4	4	4	*4	4							
	JOO Young Dae (KOR)	*0	0	1	2	*3	3	4	4	*5	6	6	7	*8	9	10	11							

**Note:**  
The "Greatest deficit overcome" only applies when the player ends up winning the game.

**Legend:**  
\* Server **No.** Number



## Match Results

試合結果

**MATTHEWS Thomas (GBR) 3-1 NAM Ki Won (KOR)**

Game Summary		Match	Game 1	Game 2	Game 3	Game 4	Game 5
MATTHEWS Thomas	GBR	3	11	11	10	11	
NAM Ki Won	KOR	1	6	6	12	9	
Duration:		36min	7min	6min	10min	9min	

Match No.: 6 Table: 6

Umpires: YAMAGUCHI Yumi (JPN) FUKUDA Tomoko (JPN)

Player Statistics	MATTHEWS Thomas (GBR)					Match	NAM Ki Won (KOR)					Match
	Game						Game					
	1	2	3	4	5		1	2	3	4	5	
Points won	11	11	10	11		43	6	6	12	9		33
Biggest lead	5	5	2	5		5	1	-	3	-		3
Points won on own serve	3	8	5	6		22	1	5	6	5		17
Points lost on own serve	5	1	6	4		16	8	3	5	5		21
Most consecutive points won	5	3	3	5		5	2	2	3	3		3
Greatest deficit overcome	1	-	-	-		1	-	-	2	-		2
Handedness/Grip	/						/					

Game/Match Statistics	Game					Match
	1	2	3	4	5	
Longest rally (strokes)	10	5	5	7		10
Average rally	4	3	3	3		3

### Game Progress

1	MATTHEWS Thomas (GBR)	0	0	*1	2	2	3	*4	4	4	5	*6	6	6	7	*8	9	10	11					
	NAM Ki Won (KOR)	*0	1	1	1	*2	2	2	3	*4	4	4	5	*6	6	6	6	*6	6					
2	MATTHEWS Thomas (GBR)	*0	1	2	2	*2	3	3	4	*4	5	6	7	*7	8	9	9	*10	11					
	NAM Ki Won (KOR)	0	0	*0	1	2	2	*3	3	4	4	*4	4	5	5	*5	6	6	6					
3	MATTHEWS Thomas (GBR)	0	0	*0	0	1	2	*2	3	3	4	*5	6	6	7	*8	8	9	9	*9	9	10	*10	10
	NAM Ki Won (KOR)	*0	1	2	3	*3	3	4	4	*5	5	5	5	*6	6	6	7	*7	8	9	10	*10	11	12
4	MATTHEWS Thomas (GBR)	*0	1	1	2	*3	4	5	6	*6	7	7	7	*7	8	8	8	*8	9	9	10	11		
	NAM Ki Won (KOR)	0	0	*1	1	1	1	*1	1	2	2	*3	4	5	5	*6	7	8	8	*9	9	9		

**Note:**  
The "Greatest deficit overcome" only applies when the player ends up winning the game.

**Legend:**  
\* Server  
No. Number





## Match Results 試合結果

BORGATO Andrea (ITA) 1-3 MAJOR Endre (HUN)

Game Summary		Match	Game 1	Game 2	Game 3	Game 4	Game 5
BORGATO Andrea	ITA	1	6	6	11	8	
MAJOR Endre	HUN	3	11	11	7	11	
Duration:		29min	7min	5min	7min	6min	

Match No.: 7 Table: 7

Umpires: DAIRA Hiroe (JPN) KONNO Kazuko (JPN)

Player Statistics	BORGATO Andrea (ITA)					Match	MAJOR Endre (HUN)					Match
	Game						Game					
	1	2	3	4	5		1	2	3	4	5	
Points won	6	6	11	8		31	11	11	7	11		40
Biggest lead	-	2	4	1		4	5	5	2	6		6
Points won on own serve	3	5	7	5		20	6	7	6	6		25
Points lost on own serve	5	4	1	5		15	3	1	4	3		11
Most consecutive points won	2	2	4	4		4	5	5	2	5		5
Greatest deficit overcome	-	-	2	-		2	-	2	-	1		2
Handedness/Grip	/						/					

Game/Match Statistics	Game					Match
	1	2	3	4	5	
Longest rally (strokes)	6	7	10	6		10
Average rally	3	4	3	3		3

### Game Progress

1	BORGATO Andrea (ITA)	0	0	*1	1	1	2	*2	3	3	4	*4	5	6	6	*6	6	6	6		
	MAJOR Endre (HUN)	*0	1	1	2	*3	3	4	4	*5	5	6	6	*6	7	8	9	*10	11		
2	BORGATO Andrea (ITA)	*0	1	2	2	*2	2	3	4	*4	4	4	4	*4	5	6	6	*6	6		
	MAJOR Endre (HUN)	0	0	*0	1	2	3	*3	3	4	5	*6	7	8	8	*8	9	10	11		
3	BORGATO Andrea (ITA)	0	0	*0	1	1	2	*2	3	4	5	*5	6	7	7	*7	8	9	10	11	
	MAJOR Endre (HUN)	*0	1	2	2	*3	3	4	4	*4	4	5	5	*5	6	7	7	*7	7	7	
4	BORGATO Andrea (ITA)	*0	1	1	1	*1	1	2	3	*3	3	3	3	*3	4	4	5	*6	7	8	8
	MAJOR Endre (HUN)	0	0	*1	2	3	4	*4	4	5	6	*7	8	9	9	*10	10	10	10	*10	11

### Note:

The "Greatest deficit overcome" only applies when the player ends up winning the game.

### Legend:

\* Server No. Number



## Match Results

試合結果

FERNANDEZ IZQUIERDO Yunier (CUB) 0-3 KIM Hyeon Uk (KOR)

Game Summary		Match	Game 1	Game 2	Game 3	Game 4	Game 5
FERNANDEZ IZQUIERDO Yunier	CUB	0	9	9	9		
KIM Hyeon Uk	KOR	3	11	11	11		
Duration:		27min	7min	7min	9min		

Match No.: 8 Table: 8

Umpires: KHALILI MARANDI Pari (MAS) HERMANS Michel (BEL)

Player Statistics	FERNANDEZ IZQUIERDO Yunier (CUB)					Match	KIM Hyeon Uk (KOR)					Match
	Game						Game					
	1	2	3	4	5		1	2	3	4	5	
Points won	9	9	9			27	11	11	11			33
Biggest lead	2	2	4			4	4	3	2			4
Points won on own serve	6	7	3			16	7	8	4			19
Points lost on own serve	4	3	7			14	3	2	6			11
Most consecutive points won	5	3	4			5	4	4	3			4
Greatest deficit overcome	-	-	-			-	2	2	4			4
Handedness/Grip	/						/					

Game/Match Statistics	Game					Match
	1	2	3	4	5	
Longest rally (strokes)	5	4	6			6
Average rally	3	2	3			3

### Game Progress

1	FERNANDEZ IZQUIERDO Yunier (CUB)	*0	1	2	2	*3	3	3	3	*3	4	4	4	*4	5	6	7	*8	9	9	9	9
	KIM Hyeon Uk (KOR)	0	0	*0	1	1	2	*3	4	5	5	*6	7	8	8	*8	8	8	8	*9	10	11
2	FERNANDEZ IZQUIERDO Yunier (CUB)	0	0	*1	2	3	3	*3	4	4	4	*4	4	5	5	*6	7	8	8	*8	9	9
	KIM Hyeon Uk (KOR)	*0	1	1	1	*1	2	3	3	*4	5	6	7	*7	8	8	8	*8	9	10	10	11
3	FERNANDEZ IZQUIERDO Yunier (CUB)	*0	1	1	2	*3	4	5	5	*6	6	6	6	*7	7	7	8	*8	8	8	9	9
	KIM Hyeon Uk (KOR)	0	0	*1	1	1	1	*1	2	2	3	*4	5	5	6	*7	7	8	9	*10	10	11

### Note:

The "Greatest deficit overcome" only applies when the player ends up winning the game.

### Legend:

\* Server

No. Number



Match Results  
試合結果

FALCO Federico (ITA) 3-2 EBERHARDT Fernando (ARG)

Game Summary		Match	Game 1	Game 2	Game 3	Game 4	Game 5
FALCO Federico	ITA	3	11	10	12	11	11
EBERHARDT Fernando	ARG	2	8	12	10	13	6
Duration:		1h7min	9min	13min	12min	14min	10min

Match No.: 9 Table: 5

Umpires: FOUCHARD Frederic (FRA) ZAKI Khaled (EGY)

Player Statistics	FALCO Federico (ITA)						EBERHARDT Fernando (ARG)					
	Game					Match	Game					Match
	1	2	3	4	5		1	2	3	4	5	
Points won	11	10	12	11	11	55	8	12	10	13	6	49
Biggest lead	3	1	2	4	5	5	3	4	7	2	-	7
Points won on own serve	6	4	6	4	5	25	5	5	5	5	3	23
Points lost on own serve	3	7	5	8	3	26	5	6	6	7	6	30
Most consecutive points won	6	3	5	4	5	6	5	3	7	6	2	7
Greatest deficit overcome	3	-	7	-	-	7	-	1	-	4	-	4
Handedness/Grip	/						/					

Game/Match Statistics	Game					Match
	1	2	3	4	5	
Longest rally (strokes)	5	7	15	4	11	15
Average rally	2	3	4	3	4	3

Game Progress

1	FALCO Federico (ITA)	0	1	*2	2	3	3	*3	4	5	5	*5	5	5	5	*6	7	8	9	*10	11					
	EBERHARDT Fernando (ARG)	*0	0	0	1	*1	2	3	3	*3	4	5	6	*7	8	8	8	*8	8	8	8					
2	FALCO Federico (ITA)	*0	0	0	1	*1	1	1	2	*3	4	4	5	*5	6	7	7	*8	9	9	9	*10	10	10		
	EBERHARDT Fernando (ARG)	0	1	*2	2	3	4	*5	5	5	5	*6	6	7	7	*7	8	8	8	*9	10	10	*11	12		
3	FALCO Federico (ITA)	0	0	*1	1	1	1	*1	1	1	1	*2	3	4	5	*6	6	7	8	*8	9	10	*11	12		
	EBERHARDT Fernando (ARG)	*0	1	1	2	*3	4	5	6	*7	8	8	8	*8	8	8	9	*9	9	10	10	*10	10	10		
4	FALCO Federico (ITA)	*0	1	1	2	*2	2	3	4	*4	5	6	7	*8	8	8	8	*8	8	8	9	*10	10	*11	11	11
	EBERHARDT Fernando (ARG)	0	0	*1	1	2	3	*3	3	4	4	*4	4	4	5	*6	7	8	9	*10	10	10	*11	11	*12	13
5	FALCO Federico (ITA)	0	1	*2	3	4	5	*5	5	6	6	*7	7	8	9	*9	10	10	11							
	EBERHARDT Fernando (ARG)	*0	0	0	0	*0	0	1	2	*2	3	3	4	*4	4	5	5	*6	6							

Note:  
The "Greatest deficit overcome" only applies when the player ends up winning the game.

Legend:  
\* Server No. Number



## Match Results 試合結果

**MATTHEWS Thomas (GBR) 3-1 LAVROV Dmitrii (RPC)**

Game Summary		Match	Game 1	Game 2	Game 3	Game 4	Game 5
MATTHEWS Thomas	GBR	3	11	8	11	11	
LAVROV Dmitrii	RPC	1	3	11	5	6	
Duration:		32min	5min	7min	7min	7min	

Match No.: 10 Table: 6

Umpires: OH Yong Seng (SGP) KONNO Kazuko (JPN)

Player Statistics	MATTHEWS Thomas (GBR)					Match	LAVROV Dmitrii (RPC)					Match	
	Game						Match	Game					
	1	2	3	4	5			1	2	3	4		5
Points won	11	8	11	11		41	3	11	5	6		25	
Biggest lead	8	-	6	5		8	-	3	-	1		3	
Points won on own serve	8	3	5	6		22	3	5	2	4		14	
Points lost on own serve	0	6	3	2		11	3	5	6	5		19	
Most consecutive points won	3	1	4	6		6	1	2	1	3		3	
Greatest deficit overcome	-	-	-	1		1	-	-	-	-		-	
Handedness/Grip	/						/						

Game/Match Statistics	Game					Match
	1	2	3	4	5	
Longest rally (strokes)	6	5	8	7		8
Average rally	3	3	3	3		3

### Game Progress

1	MATTHEWS Thomas (GBR)	*0	1	2	3	*3	4	5	6	*6	7	8	9	*9	10	11					
	LAVROV Dmitrii (RPC)	0	0	*0	0	1	1	*1	1	2	2	*2	2	3	3	3					
2	MATTHEWS Thomas (GBR)	0	0	*1	1	2	2	*3	3	4	4	*5	5	6	6	*7	7	7	8	*8	8
	LAVROV Dmitrii (RPC)	*0	1	1	2	*2	3	3	4	*4	5	5	6	*6	7	7	8	*9	9	10	11
3	MATTHEWS Thomas (GBR)	*0	1	2	3	*4	4	5	5	*6	6	7	8	*8	9	9	10	11			
	LAVROV Dmitrii (RPC)	0	0	*0	0	0	1	*1	2	2	3	*3	3	4	4	*5	5	5			
4	MATTHEWS Thomas (GBR)	0	0	*1	2	3	3	*3	3	4	4	*5	6	7	8	*9	10	10	11		
	LAVROV Dmitrii (RPC)	*0	1	1	1	*1	2	3	4	*4	5	5	5	*5	5	5	5	*6	6		

### Note:

The "Greatest deficit overcome" only applies when the player ends up winning the game.

### Legend:

\* Server No. Number



## Match Results 試合結果

**BORGATO Andrea (ITA) 3-1 GODFREY Michael (USA)**

Game Summary		Match	Game 1	Game 2	Game 3	Game 4	Game 5
BORGATO Andrea	ITA	3	11	9	11	11	
GODFREY Michael	USA	1	4	11	7	7	
Duration:		33min	5min	7min	5min	9min	

Match No.: 11 Table: 7

Umpires: VARAYANON Chusakul (THA) FERREIRA Maria (BRA)

Player Statistics	BORGATO Andrea (ITA)					Match	GODFREY Michael (USA)					Match	
	Game						Match	Game					
	1	2	3	4	5			1	2	3	4		5
Points won	11	9	11	11		42	4	11	7	7		29	
Biggest lead	7	2	4	4		7	-	2	1	1		2	
Points won on own serve	5	5	5	5		20	2	6	4	2		14	
Points lost on own serve	2	5	3	5		15	6	4	6	6		22	
Most consecutive points won	6	3	5	4		6	2	2	3	2		3	
Greatest deficit overcome	-	-	1	1		1	-	2	-	-		2	
Handedness/Grip	/						/						

Game/Match Statistics	Game					Match
	1	2	3	4	5	
Longest rally (strokes)	5	4	5	8		8
Average rally	3	2	3	3		3

### Game Progress

1	BORGATO Andrea (ITA)	0	1	*2	2	2	3	*3	4	5	5	*6	7	8	9	*10	11					
	GODFREY Michael (USA)	*0	0	0	1	*2	2	3	3	*3	4	4	4	*4	4	4	4					
2	BORGATO Andrea (ITA)	*0	1	1	1	*2	2	3	4	*5	5	6	6	*6	7	7	7	*8	8	9	9	9
	GODFREY Michael (USA)	0	0	*1	2	2	3	*3	3	3	4	*4	5	6	6	*7	8	8	9	*9	10	11
3	BORGATO Andrea (ITA)	0	0	*1	2	3	3	*4	4	4	4	*5	6	6	6	*7	8	9	10	11		
	GODFREY Michael (USA)	*0	1	1	1	*1	2	2	3	*4	5	5	5	*6	7	7	7	*7	7	7		
4	BORGATO Andrea (ITA)	*0	1	1	1	*2	2	3	4	*5	5	5	6	*7	8	9	9	*10	10	11		
	GODFREY Michael (USA)	0	0	*1	2	2	3	*3	3	3	4	*5	5	5	5	*5	6	6	7	7		

**Note:**  
The "Greatest deficit overcome" only applies when the player ends up winning the game.

**Legend:**  
\* Server  
No. Number



## Match Results 試合結果

FERNANDEZ IZQUIERDO Yunier (CUB) 3-0 KELLER Silvio (SUI)

Game Summary		Match	Game 1	Game 2	Game 3	Game 4	Game 5
FERNANDEZ IZQUIERDO Yunier	CUB	3	11	12	11		
KELLER Silvio	SUI	0	9	10	5		
Duration:		20min	6min	6min	5min		

Match No.: 12 Table: 8

Umpires: SAMAL Jiban Ballav (IND) CHOI Chang Seong (KOR)

Player Statistics	FERNANDEZ IZQUIERDO Yunier (CUB)					Match	KELLER Silvio (SUI)					Match
	Game						Game					
	1	2	3	4	5		1	2	3	4	5	
Points won	11	12	11			34	9	10	5			24
Biggest lead	2	4	6			6	3	3	-			3
Points won on own serve	7	6	6			19	6	5	3			14
Points lost on own serve	3	5	2			10	4	6	5			15
Most consecutive points won	4	3	5			5	3	7	3			7
Greatest deficit overcome	3	3	-			3	-	-	-			-
Handedness/Grip	/						/					

Game/Match Statistics	Game					Match
	1	2	3	4	5	
Longest rally (strokes)	8	8	7			8
Average rally	3	3	3			3

### Game Progress

1	FERNANDEZ IZQUIERDO Yunier (CUB)	0	0	*0	1	2	3	*3	3	3	4	*4	4	5	5	*6	7	8	9	*9	10	11		
	KELLER Silvio (SUI)	*0	1	2	2	*2	2	3	4	*5	5	6	7	*7	8	8	8	*8	8	9	9	9		
2	FERNANDEZ IZQUIERDO Yunier (CUB)	*0	1	2	3	*3	4	4	5	*6	6	6	6	*6	6	6	6	*7	8	9	9	*10	11	12
	KELLER Silvio (SUI)	0	0	*0	0	1	1	*2	2	2	3	*4	5	6	7	*8	9	9	9	*9	10	10	*10	10
3	FERNANDEZ IZQUIERDO Yunier (CUB)	0	1	*2	3	4	5	*5	6	6	6	*6	7	7	8	*9	10	11						
	KELLER Silvio (SUI)	*0	0	0	0	*0	0	1	1	*2	3	4	4	*5	5	5	5	5						

**Note:**  
The "Greatest deficit overcome" only applies when the player ends up winning the game.

**Legend:**  
\* Server  
No. Number



## Match Results 試合結果

JOO Young Dae (KOR) 3-2 FERNANDEZ IZQUIERDO Yunier (CUB)

Game Summary		Match	Game 1	Game 2	Game 3	Game 4	Game 5
JOO Young Dae	KOR	3	8	11	11	2	11
FERNANDEZ IZQUIERDO Yunier	CUB	2	11	8	4	11	7
Duration:		35min	6min	6min	5min	5min	8min

Match No.: 13 Table: 5

Umpires: BENCSIK Imre (HUN) DZIOBA Grzegorz (CAN)

Player Statistics	JOO Young Dae (KOR)						FERNANDEZ IZQUIERDO Yunier (CUB)					
	Game					Match	Game					Match
	1	2	3	4	5		1	2	3	4	5	
Points won	8	11	11	2	11	43	11	8	4	11	7	41
Biggest lead	2	5	7	-	4	7	3	-	2	9	1	9
Points won on own serve	5	6	5	2	7	25	6	5	1	7	4	23
Points lost on own serve	5	3	3	4	3	18	3	5	6	0	4	18
Most consecutive points won	3	4	9	1	4	9	3	2	2	6	3	6
Greatest deficit overcome	-	-	2	-	1	2	2	-	-	-	-	2
Handedness/Grip	/						/					

Game/Match Statistics	Game					Match
	1	2	3	4	5	
Longest rally (strokes)	5	7	10	6	6	10
Average rally	2	3	3	3	3	3

### Game Progress

1 JOO Young Dae (KOR)	*0	0	1	1	*2	3	4	4	*4	5	5	5	*6	6	6	6	*7	8	8	8
FERNANDEZ IZQUIERDO Yunier (CUB)	0	1	*1	2	2	2	*2	3	4	4	*5	6	6	7	*8	9	9	9	*10	11
2 JOO Young Dae (KOR)	0	1	*2	3	4	4	*5	6	6	6	*7	7	8	9	*9	9	10	10	*10	11
FERNANDEZ IZQUIERDO Yunier (CUB)	*0	0	0	0	*0	1	1	1	*2	3	3	4	*4	4	5	6	*6	7	8	8
3 JOO Young Dae (KOR)	*0	0	1	1	*2	2	2	3	*4	5	6	7	*8	9	10	11				
FERNANDEZ IZQUIERDO Yunier (CUB)	0	1	*1	2	2	3	*4	4	4	4	*4	4	4	4	*4	4				
4 JOO Young Dae (KOR)	0	0	*0	1	1	1	*1	2	2	2	*2	2	2	2						
FERNANDEZ IZQUIERDO Yunier (CUB)	*0	1	2	2	*3	4	5	5	*6	7	8	9	*10	11						
5 JOO Young Dae (KOR)	*0	0	1	2	*3	3	4	4	*4	4	5	5	*6	7	8	9	*9	10	11	
FERNANDEZ IZQUIERDO Yunier (CUB)	0	1	*1	1	1	2	*2	3	4	5	*5	6	6	6	*6	6	7	7	7	

### Note:

The "Greatest deficit overcome" only applies when the player ends up winning the game.

### Legend:

\* Server

No. Number



## Match Results

試合結果

NAM Ki Won (KOR) 3-0 MAJOR Endre (HUN)

Game Summary		Match	Game 1	Game 2	Game 3	Game 4	Game 5
NAM Ki Won	KOR	3	11	14	11		
MAJOR Endre	HUN	0	6	12	3		
Duration:		20min	5min	9min	5min		

Match No.: 14 Table: 8

Umpires: ALIOTTA Esther (USA) IOKI Setsuko (JPN)

Player Statistics	NAM Ki Won (KOR)					Match	MAJOR Endre (HUN)					Match
	Game						Game					
	1	2	3	4	5		1	2	3	4	5	
Points won	11	14	11			36	6	12	3			21
Biggest lead	5	3	8			8	-	3	-			3
Points won on own serve	6	6	5			17	4	5	2			11
Points lost on own serve	2	7	1			10	5	8	6			19
Most consecutive points won	3	3	7			7	2	6	3			6
Greatest deficit overcome	-	3	-			3	-	-	-			-
Handedness/Grip	/						/					

Game/Match Statistics	Game					Match
	1	2	3	4	5	
Longest rally (strokes)	6	7	5			7
Average rally	3	3	3			3

### Game Progress

1	NAM Ki Won (KOR)	0	1	*2	2	3	3	*3	4	4	5	*5	6	7	8	*8	9	10	11								
	MAJOR Endre (HUN)	*0	0	0	1	*1	2	3	3	*4	4	5	5	*5	5	6	6	*6	6								
2	NAM Ki Won (KOR)	*0	1	2	3	*3	3	3	3	*3	3	4	5	*6	6	6	7	*8	9	9	9	*10	10	*11	12	*12	13
	MAJOR Endre (HUN)	0	0	*0	0	1	2	*3	4	5	6	*6	6	6	7	*8	8	8	8	*9	10	10	*11	11	*11	12	*12
		14																									
		12																									
3	NAM Ki Won (KOR)	0	1	*2	3	4	5	*6	7	7	7	*7	8	9	10	11											
	MAJOR Endre (HUN)	*0	0	0	0	*0	0	0	0	*1	2	3	3	*3	3	3											

**Note:**  
The "Greatest deficit overcome" only applies when the player ends up winning the game.

**Legend:**  
\* Server  
No. Number





## Match Results 試合結果

**KIM Hyeon Uk (KOR) 3-0 FALCO Federico (ITA)**

Game Summary		Match	Game 1	Game 2	Game 3	Game 4	Game 5
KIM Hyeon Uk	KOR	3	11	11	11		
FALCO Federico	ITA	0	7	6	5		
Duration:		26min	8min	8min	8min		

Match No.: 15 Table: 7

Umpires: PICHARDO Luz (DOM) BOGREN Ingrid (SWE)

Player Statistics	KIM Hyeon Uk (KOR)					Match	FALCO Federico (ITA)					Match
	Game						Game					
	1	2	3	4	5		1	2	3	4	5	
Points won	11	11	11			33	7	6	5			18
Biggest lead	5	5	6			6	-	-	-			-
Points won on own serve	3	6	5			14	2	3	2			7
Points lost on own serve	5	3	3			11	8	5	6			19
Most consecutive points won	5	4	5			5	3	2	3			3
Greatest deficit overcome	-	-	-			-	-	-	-			-
Handedness/Grip	/						/					

Game/Match Statistics	Game					Match
	1	2	3	4	5	
Longest rally (strokes)	6	5	5			6
Average rally	3	3	3			3

### Game Progress

1	KIM Hyeon Uk (KOR)	0	1	*2	3	4	5	*5	6	6	7	*7	7	7	8	*9	9	9	10	11
	FALCO Federico (ITA)	*0	0	0	0	*0	0	1	1	*2	2	3	4	*5	5	5	6	*7	7	7
2	KIM Hyeon Uk (KOR)	*0	1	2	3	*4	4	5	6	*6	6	7	7	*8	9	9	9	*10	11	
	FALCO Federico (ITA)	0	0	*0	0	0	1	*1	1	2	3	*3	4	4	4	*5	6	6	6	
3	KIM Hyeon Uk (KOR)	0	1	*1	2	3	4	*5	5	5	5	*6	6	7	8	*9	10	11		
	FALCO Federico (ITA)	*0	0	1	1	*1	1	1	2	*3	4	4	5	*5	5	5	5	5		

### Note:

The "Greatest deficit overcome" only applies when the player ends up winning the game.

### Legend:

\* Server

No. Number



## Match Results 試合結果

BORGATO Andrea (ITA) 1-3 MATTHEWS Thomas (GBR)

Game Summary		Match	Game 1	Game 2	Game 3	Game 4	Game 5
BORGATO Andrea	ITA	1	9	12	4	12	
MATTHEWS Thomas	GBR	3	11	10	11	14	
Duration:		38min	7min	9min	6min	12min	

Match No.: 16 Table: 6

Umpires: NG Tsz Kin (HKG) SHIBATA Keiko (JPN)

Player Statistics	BORGATO Andrea (ITA)					Match	MATTHEWS Thomas (GBR)					Match
	Game						Game					
	1	2	3	4	5		1	2	3	4	5	
Points won	9	12	4	12		37	11	10	11	14		46
Biggest lead	3	6	1	1		6	2	1	7	4		7
Points won on own serve	4	6	1	5		16	5	5	5	6		21
Points lost on own serve	6	5	6	8		25	5	6	3	7		21
Most consecutive points won	3	4	1	5		5	4	5	5	3		5
Greatest deficit overcome	-	1	-	-		1	3	-	1	1		3
Handedness/Grip	/						/					

Game/Match Statistics	Game					Match
	1	2	3	4	5	
Longest rally (strokes)	6	7	6	14		14
Average rally	3	3	3	4		4

### Game Progress

1	BORGATO Andrea (ITA)	0	0	*1	2	2	3	*4	5	5	5	*5	5	6	7	*7	8	8	9	*9	9	9					
	MATTHEWS Thomas (GBR)	*0	1	1	1	*2	2	2	2	*3	4	5	6	*6	6	7	7	*8	8	9	10	11					
2	BORGATO Andrea (ITA)	*0	0	1	2	*3	4	4	5	*6	7	8	8	*9	9	9	9	*9	9	10	10	*10	11	12			
	MATTHEWS Thomas (GBR)	0	1	*1	1	1	1	*2	2	2	2	*2	3	3	4	*5	6	7	8	*8	9	10	*10	10			
3	BORGATO Andrea (ITA)	0	1	*1	1	1	1	*1	2	2	2	*3	3	3	4	*4	4										
	MATTHEWS Thomas (GBR)	*0	0	1	2	*3	4	5	5	*6	7	7	8	*9	9	10	11										
4	BORGATO Andrea (ITA)	*0	1	1	1	*2	2	2	2	*3	3	3	4	*4	5	5	6	*6	7	8	9	*10	11	*11	11	*12	12
	MATTHEWS Thomas (GBR)	0	0	*1	2	2	3	*4	5	5	6	*7	7	8	8	*9	9	10	10	*10	10	10	*10	11	*12	12	*13
		12																									
		14																									

### Note:

The "Greatest deficit overcome" only applies when the player ends up winning the game.

### Legend:

\* Server

No. Number



## Match Results 試合結果

JOO Young Dae (KOR) 3-0 NAM Ki Won (KOR)

Game Summary		Match	Game 1	Game 2	Game 3	Game 4	Game 5
JOO Young Dae	KOR	3	11	11	11		
NAM Ki Won	KOR	0	6	3	8		
Duration:		22min	6min	6min	8min		

Match No.: 17 Table: 5

Umpires: SAMAL Jiban Ballav (IND) SHIBATA Keiko (JPN)

Player Statistics	JOO Young Dae (KOR)					Match	NAM Ki Won (KOR)					Match
	Game						Game					
	1	2	3	4	5		1	2	3	4	5	
Points won	11	11	11			33	6	3	8			17
Biggest lead	6	8	3			8	-	-	1			1
Points won on own serve	7	8	7			22	5	3	6			14
Points lost on own serve	1	0	2			3	4	3	4			11
Most consecutive points won	4	3	4			4	3	1	2			3
Greatest deficit overcome	-	-	1			1	-	-	-			-
Handedness/Grip						/						/

Game/Match Statistics	Game					Match
	1	2	3	4	5	
Longest rally (strokes)	6	4	5			6
Average rally	2	2	2			2

### Game Progress

1 JOO Young Dae (KOR)	0	1	*2	3	4	4	*4	5	6	7	*7	8	9	9	*9	9	10	11		
NAM Ki Won (KOR)	*0	0	0	0	*0	1	2	2	*2	2	3	3	*3	4	5	6	*6	6		
2 JOO Young Dae (KOR)	*0	1	2	3	*3	4	5	6	*6	7	8	8	*9	10	11					
NAM Ki Won (KOR)	0	0	*0	0	1	1	*1	1	2	2	*2	3	3	3	3					
3 JOO Young Dae (KOR)	0	0	*1	2	3	4	*4	4	5	5	*5	6	7	8	*8	9	9	10	*10	11
NAM Ki Won (KOR)	*0	1	1	1	*1	1	2	3	*3	4	5	5	*5	5	6	6	*7	7	8	8

### Note:

The "Greatest deficit overcome" only applies when the player ends up winning the game.

### Legend:

\* Server

No. Number



Match Results  
試合結果

KIM Hyeon Uk (KOR) 3-0 MATTHEWS Thomas (GBR)

Game Summary		Match	Game 1	Game 2	Game 3	Game 4	Game 5
KIM Hyeon Uk	KOR	3	11	12	11		
MATTHEWS Thomas	GBR	0	7	10	9		
Duration:		37min	7min	17min	9min		

Match No.: 18 Table: 6

Umpires: DAIRA Hiroe (JPN) IOKI Setsuko (JPN)

Player Statistics	KIM Hyeon Uk (KOR)					Match	MATTHEWS Thomas (GBR)					Match
	Game						Game					
	1	2	3	4	5		1	2	3	4	5	
Points won	11	12	11			34	7	10	9			26
Biggest lead	4	2	4			4	2	2	-			2
Points won on own serve	6	7	4			17	5	6	3			14
Points lost on own serve	2	4	6			12	5	5	7			17
Most consecutive points won	5	3	3			5	2	3	3			3
Greatest deficit overcome	2	2	-			2	-	-	-			-
Handedness/Grip	/						/					

Game/Match Statistics	Game					Match
	1	2	3	4	5	
Longest rally (strokes)	6	6	8			8
Average rally	3	3	4			3

Game Progress

1	KIM Hyeon Uk (KOR)	0	0	*0	1	2	2	*3	4	4	4	*5	5	6	7	*8	9	10	10	11				
	MATTHEWS Thomas (GBR)	*0	1	2	2	*2	3	3	3	*4	5	5	6	*6	6	6	6	*6	7	7				
2	KIM Hyeon Uk (KOR)	*0	0	1	1	*1	2	3	3	*4	5	5	5	*5	6	6	7	*8	9	9	9	*10	11	12
	MATTHEWS Thomas (GBR)	0	1	*1	2	3	3	*3	4	4	4	*5	6	7	7	*8	8	8	8	*9	10	10	*10	10
3	KIM Hyeon Uk (KOR)	0	1	*2	2	3	3	*4	5	5	5	*6	6	7	8	*9	9	9	9	*10	10	11		
	MATTHEWS Thomas (GBR)	*0	0	0	1	*1	2	2	2	*3	4	4	5	*5	5	5	6	*7	8	8	9	9		

Note:

The "Greatest deficit overcome" only applies when the player ends up winning the game.

Legend:

\* Server No. Number



## Match Results 試合結果

JOO Young Dae (KOR) 3-1 KIM Hyeon Uk (KOR)

Game Summary		Match	Game 1	Game 2	Game 3	Game 4	Game 5
JOO Young Dae	KOR	3	11	13	2	12	
KIM Hyeon Uk	KOR	1	8	11	11	10	
Duration:		30min	7min	9min	5min	7min	

Match No.: 19 Table: 6

Umpires: FERREIRA Maria (BRA) DZIOBA Grzegorz (CAN)

Player Statistics	JOO Young Dae (KOR)					Match	KIM Hyeon Uk (KOR)					Match
	Game						Game					
	1	2	3	4	5		1	2	3	4	5	
Points won	11	13	2	12		38	8	11	11	10		40
Biggest lead	4	2	-	2		4	1	2	9	3		9
Points won on own serve	7	8	2	6		23	6	7	7	5		25
Points lost on own serve	2	4	4	5		15	4	5	0	6		15
Most consecutive points won	3	3	1	4		4	3	3	7	4		7
Greatest deficit overcome	1	2	-	3		3	-	-	-	-		-
Handedness/Grip	/						/					

Game/Match Statistics	Game					Match
	1	2	3	4	5	
Longest rally (strokes)	6	7	7	10		10
Average rally	3	3	3	4		3

### Game Progress

1 JOO Young Dae (KOR)	0	0	*1	2	3	3	*4	5	5	5	*6	7	8	8	*8	8	9	9	*10	11					
KIM Hyeon Uk (KOR)	*0	1	1	1	*1	2	2	2	*3	4	4	4	*4	5	6	7	*7	8	8	8					
2 JOO Young Dae (KOR)	*0	0	1	2	*2	3	4	4	*5	5	6	6	*6	6	7	7	*7	8	8	9	*10	11	*11	12	13
KIM Hyeon Uk (KOR)	0	1	*1	1	2	2	*2	3	3	4	*4	5	6	7	*7	8	9	9	*10	10	10	*10	11	*11	11
3 JOO Young Dae (KOR)	0	0	*0	1	1	1	*1	1	1	1	*1	2	2	2											
KIM Hyeon Uk (KOR)	*0	1	2	2	*3	4	5	6	*7	8	9	9	*10	11											
4 JOO Young Dae (KOR)	*0	1	1	1	*1	1	2	3	*4	5	5	6	*6	6	7	7	*8	8	9	9	*10	11	12		
KIM Hyeon Uk (KOR)	0	0	*1	2	3	4	*4	4	4	4	*5	5	6	7	*7	8	8	9	*9	10	10	*10	10		

**Note:**  
The "Greatest deficit overcome" only applies when the player ends up winning the game.

**Legend:**  
\* Server  
No. Number



## Player Statistics

プレーヤーの統計

As of MON 30 AUG 2021

Players	NPC Code	Matches				Games				Match Duration	
		Played	Won	Lost	%Won	Played	Won	Lost	%Won	All	Average
BORGATO Andrea	ITA	3	1	2	33%	12	5	7	42%	1h40min	33min
		Points Won				Points Lost					
		Total	Own Serve: 56		Most Consecutive: 6		Total	Own Serve: 55		Most Consecutive: 5	
		110	Opp. Serve: 54		GDO: 2		115	Opp. Serve: 60		GLL: 3	
EBERHARDT Fernando	ARG	Matches				Games				Match Duration	
		Played	Won	Lost	%Won	Played	Won	Lost	%Won	All	Average
		2	0	2	0%	8	2	6	25%	1h31min	46min
		Points Won				Points Lost					
Total	Own Serve: 34		Most Consecutive: 8		Total	Own Serve: 44		Most Consecutive: 6			
68	Opp. Serve: 34		GDO: 4		89	Opp. Serve: 45		GLL: 7			
FALCO Federico	ITA	Matches				Games				Match Duration	
		Played	Won	Lost	%Won	Played	Won	Lost	%Won	All	Average
		3	1	2	33%	11	3	8	27%	1h59min	40min
		Points Won				Points Lost					
Total	Own Serve: 43		Most Consecutive: 6		Total	Own Serve: 62		Most Consecutive: 7			
94	Opp. Serve: 51		GDO: 7		116	Opp. Serve: 54		GLL: 4			
FERNANDEZ IZQUIER.	CUB	Matches				Games				Match Duration	
		Played	Won	Lost	%Won	Played	Won	Lost	%Won	All	Average
		3	1	2	33%	11	5	6	45%	1h22min	27min
		Points Won				Points Lost					
Total	Own Serve: 58		Most Consecutive: 6		Total	Own Serve: 42		Most Consecutive: 9			
102	Opp. Serve: 44		GDO: 3		100	Opp. Serve: 58		GLL: 4			
GODFREY Michael	USA	Matches				Games				Match Duration	
		Played	Won	Lost	%Won	Played	Won	Lost	%Won	All	Average
		2	0	2	0%	7	1	6	14%	53min	27min
		Points Won				Points Lost					
Total	Own Serve: 21		Most Consecutive: 3		Total	Own Serve: 37		Most Consecutive: 11			
42	Opp. Serve: 21		GDO: 2		75	Opp. Serve: 38		GLL: 2			
JOO Young Dae	KOR	Matches				Games				Match Duration	
		Played	Won	Lost	%Won	Played	Won	Lost	%Won	All	Average
		5	5	0	100%	18	15	3	83%	2h17min	27min
		Points Won				Points Lost					
Total	Own Serve: 107		Most Consecutive: 9		Total	Own Serve: 54		Most Consecutive: 8			
182	Opp. Serve: 75		GDO: 3		138	Opp. Serve: 84		GLL: 2			
KELLER Silvio	SUI	Matches				Games				Match Duration	
		Played	Won	Lost	%Won	Played	Won	Lost	%Won	All	Average
		2	0	2	0%	6	0	6	0%	39min	20min
		Points Won				Points Lost					
Total	Own Serve: 22		Most Consecutive: 7		Total	Own Serve: 32		Most Consecutive: 8			
39	Opp. Serve: 17		GDO: 0		67	Opp. Serve: 35		GLL: 3			



## Player Statistics

プレーヤーの統計

As of MON 30 AUG 2021

Players	NPC Code	Matches				Games				Match Duration	
		Played	Won	Lost	%Won	Played	Won	Lost	%Won	All	Average
KIM Hyeon Uk	KOR	5	4	1	80%	16	13	3	81%	2h19min	28min
		Points Won				Points Lost					
		Total	Own Serve:	91	Most Consecutive:	8	Total	Own Serve:	56	Most Consecutive:	5
		173	Opp. Serve:	82	GDO:	4	124	Opp. Serve:	68	GLL:	3
LAVROV Dmitrii	RPC	Matches				Games				Match Duration	
		Played	Won	Lost	%Won	Played	Won	Lost	%Won	All	Average
		2	0	2	0%	7	1	6	14%	58min	29min
		Points Won				Points Lost					
Total	Own Serve:	25	Most Consecutive:	4	Total	Own Serve:	35	Most Consecutive:	7		
46	Opp. Serve:	21	GDO:	0	74	Opp. Serve:	39	GLL:	2		
MAJOR Endre	HUN	Matches				Games				Match Duration	
		Played	Won	Lost	%Won	Played	Won	Lost	%Won	All	Average
		3	2	1	67%	10	6	4	60%	1h9min	23min
		Points Won				Points Lost					
Total	Own Serve:	54	Most Consecutive:	11	Total	Own Serve:	36	Most Consecutive:	7		
94	Opp. Serve:	40	GDO:	2	80	Opp. Serve:	44	GLL:	3		
MATTHEWS Thomas	GBR	Matches				Games				Match Duration	
		Played	Won	Lost	%Won	Played	Won	Lost	%Won	All	Average
		4	3	1	75%	15	9	6	60%	2h23min	36min
		Points Won				Points Lost					
Total	Own Serve:	79	Most Consecutive:	6	Total	Own Serve:	65	Most Consecutive:	5		
156	Opp. Serve:	77	GDO:	3	129	Opp. Serve:	64	GLL:	2		
NAM Ki Won	KOR	Matches				Games				Match Duration	
		Played	Won	Lost	%Won	Played	Won	Lost	%Won	All	Average
		4	2	2	50%	13	7	6	54%	1h44min	26min
		Points Won				Points Lost					
Total	Own Serve:	65	Most Consecutive:	7	Total	Own Serve:	52	Most Consecutive:	6		
119	Opp. Serve:	54	GDO:	3	118	Opp. Serve:	66	GLL:	1		

**Note:**

The "Greatest deficit overcome" only applies when the player ends up winning the game and "Greatest lead lost" only when losing.

**Legend:**

**GDO** Greatest deficit overcome    **GLL** Greatest lead lost    **Opp.** Opponent's



## Tournament Statistics

トーナメントの統計

As of MON 30 AUG 2021

Statistics	Preliminaries	Quarterfinals	Semifinals	Finals	Total
<b>Matches</b>					
Total	12	4	2	1	19
Game Margin: 3:0	7 58%	2 50%	2 100%		11 58%
3:1	4 33%	1 25%		1 100%	6 32%
3:2	1 8%	1 25%			2 11%
Invalid Results Mark					
Duration: Total	5h59min	1h59min	59min	30min	9h27min
Longest	1h7min	38min	37min	30min	1h7min
Shortest	19min	20min	22min	30min	19min
Average	30min	30min	30min	30min	30min
<b>Games</b>					
Total	42	15	6	4	67
Point Margin: 11	1 2%				1 1%
10					
9		1 7%		1 25%	2 3%
8	3 7%	1 7%	1 17%		5 7%
7	4 10%	2 13%			6 9%
6	2 5%	1 7%			3 4%
5	8 19%	2 13%	1 17%		11 16%
4	5 12%	2 13%	1 17%		8 12%
3	5 12%	2 13%	1 17%	1 25%	9 13%
2	14 33%	4 27%	2 33%	2 50%	22 33%
Invalid Results Mark					
Duration: Total	5h6min	1h47min	53min	28min	8h14min
Longest	14min	12min	17min	9min	17min
Shortest	4min	5min	6min	5min	4min
Average	7min	7min	9min	7min	7min
<b>Points</b>					
Total	762	275	110	78	1225
Per game	18.14	18.33	18.33	19.50	18.28
Most consecutive won	11	9	5	7	11
Greatest deficit overcome	7	3	2	3	7
Longest rally	15	14	8	10	15
Average rally	3	3	3	3	3

**Note:**

The "Greatest deficit overcome" only applies when the player ends up winning the game.





**Medallists**  
メダリスト

Medal	Name	NPC
GOLD	JOO Young Dae	KOR - Republic of Korea
SILVER	KIM Hyeon Uk	KOR - Republic of Korea
BRONZE	MATTHEWS Thomas	GBR - Great Britain
	NAM Ki Won	KOR - Republic of Korea



## Entry List by Event

種目別エントリーリスト

As of SUN 22 AUG 2021

NPC	Name	Date of Birth	Qualification Pathway	World Ranking
CHI - Chile	FLORES Luis	30 OCT 1987	QR	9
CZE - Czech Republic	SUCHANEK Jiri	9 MAY 1982	QR	12
ESP - Spain	SASTRE Iker	19 JUN 1977	QR	11
	TOLEDO BACHILLER Miguel	30 MAR 1968	QI	17
FRA - France	LAMIRAULT Fabien	17 MAR 1980	CQ	1
	MOLLIENS Stephane	23 SEP 1974	QR	5
JPN - Japan	MINAMI Nobuhiro	20 MAR 1969	QI	16
KOR - Republic of Korea	CHA Soo Yong	30 AUG 1980	QR	4
	PARK Jin Cheol	12 JUN 1982	CQ	3
MEX - Mexico	REYES TURCIO Victor Eduardo	25 APR 1995	CQ	14
POL - Poland	CZUPER Rafal	19 FEB 1988	QR	2
	JAKIMCZUK Tomasz	17 MAR 1978	QI	13
RPC - RPC	NAZIROV Rasul	10 OCT 1985	QI	15
SRB - Serbia	PERLIC Goran	1 DEC 1973	QR	10
SVK - Slovakia	LUDROVSKY Martin	1 SEP 1973	QR	6
	RIAPOS Jan	28 SEP 1968	QR	8
THA - Thailand	CHUEAWONG Thirayu	22 DEC 1998	QT	18
UKR - Ukraine	YEZYK Oleksandr	8 DEC 1972	QR	7

### Legend:

CQ	Continental Qualification	QI	Qualified by Invitation	QR	World Ranking
QT	Qualification Tournament				



Draw - Preliminary Round  
トーナメント表 - 予選ラウンド

GROUP A

Match	Day	Time	Table	Name	1	2	3	Pts	Rk
3-1	25 AUG	11:40	5	1 LAMIRAULT Fabien (FRA)		<b>3:1</b> 6,4,-6,3	<b>3:0</b> 3,5,2	4	1
2-1	26 AUG	10:20	7						
2-3	26 AUG	16:00	5	2 SUCHANEK Jiri (CZE)	<b>1:3</b> -6,-4,6,-3		<b>3:0</b> 6,7,8	3	2
				3 JAKIMCZUK Tomasz (POL)	<b>0:3</b> -3,-5,-2	<b>0:3</b> -6,-7,-8		2	3

GROUP B

Match	Day	Time	Table	Name	1	2	3	Pts	Rk
3-1	25 AUG	11:00	7	1 CZUPER Rafal (POL)		<b>3:0</b> 6,9,6	<b>3:0</b> -11,4,4	4	1
2-1	26 AUG	10:20	8						
2-3	26 AUG	16:00	8	2 SASTRE Iker (ESP)	<b>0:3</b> -6,-9,-6		<b>2:3</b> 9,4,-8,-11,-12	2	3
				3 NAZIROV Rasul (RPC)	<b>0:3</b> 11,-4,-4	<b>3:2</b> -9,-4,8,11,12		3	2

GROUP C

Match	Day	Time	Table	Name	1	2	3	Pts	Rk
3-1	25 AUG	11:00	8	1 PARK Jin Cheol (KOR)		<b>3:0</b> 7,4,6	<b>3:0</b> 4,11,9	4	1
2-1	26 AUG	11:00	5						
2-3	26 AUG	16:00	7	2 PERLIC Goran (SRB)	<b>0:3</b> -7,-4,-6		<b>3:2</b> 8,-8,3,-9,6	3	2
				3 REYES TURCIO Victor Eduardo (MEX)	<b>0:3</b> -4,-11,-9	<b>2:3</b> -8,8,-3,9,-6		2	3

GROUP D

Match	Day	Time	Table	Name	1	2	3	Pts	Rk
3-1	25 AUG	11:00	6	1 CHA Soo Yong (KOR)		<b>3:0</b> 11,10,10	<b>3:2</b> 9,-7,-8,7,10,	4	1
2-1	26 AUG	11:00	8						
2-3	26 AUG	16:00	6	2 RIAPOS Jan (SVK)	<b>0:3</b> -11,-10,-10		<b>3:0</b> 9,3,3	3	2
				3 MINAMI Nobuhiro (JPN)	<b>2:3</b> -9,7,8,-7,-10,	<b>0:3</b> -9,-3,-3		2	3



Draw - Preliminary Round  
トーナメント表 - 予選ラウンド

GROUP E

Match	Day	Time	Table	Name	1	2	3	Pts	Rk
3-1	25 AUG	11:40	8	1 MOLLIENS Stephane (FRA)		<b>3:0</b> 10,10,1	<b>3:2</b> 6,-9,-7,8,8	4	1
2-1	26 AUG	11:00	7						
2-3	26 AUG	16:40	7	2 YEZYK Oleksandr (UKR)	<b>0:3</b> -10,-10,-1		<b>3:2</b> 6,3,-5,-6,5	3	2
				3 TOLEDO BACHILLER Miguel (ESP)	<b>2:3</b> -6,9,7,-8,-8	<b>2:3</b> -6,-3,5,6,-5		2	3

GROUP F

Match	Day	Time	Table	Name	1	2	3	Pts	Rk
3-1	25 AUG	11:40	7	1 LUDROVSKY Martin (SVK)		<b>2:3</b> -3,-8,8,8,-8	<b>3:1</b> 7,-8,9,8	3	2
2-1	26 AUG	11:00	6						
2-3	26 AUG	16:40	6	2 FLORES Luis (CHI)	<b>3:2</b> 3,8,-8,-8,8		<b>3:2</b> 8,-10,-7,5,6	4	1
				3 CHUEAWONG Thirayu (THA)	<b>1:3</b> -7,8,-9,-8	<b>2:3</b> -8,10,7,-5,-6		2	3

Qualification rule:

First and Second from each group will qualify for the Round of 16.

Legend:

Pts Points Rk Rank



Draw - Final Rounds  
トーナメント表 - 最終ラウンド

QUALIFIED FROM GROUPS				
Group	Rk	Name	NPC	Match Points
A	1	LAMIRAULT Fabien	FRA	4
B	1	CZUPER Rafal	POL	4
C	1	PARK Jin Cheol	KOR	4
D	1	CHA Soo Yong	KOR	4
E	1	MOLLIENS Stephane	FRA	4
F	1	FLORES Luis	CHI	4
A	2	SUCHANEK Jiri	CZE	3
B	2	NAZIROV Rasul	RPC	3
C	2	PERLIC Goran	SRB	3
D	2	RIAPOS Jan	SVK	3
E	2	YEZYK Oleksandr	UKR	3
F	2	LUDROVSKY Martin	SVK	3



Draw - Final Rounds  
トーナメント表 - 最終ラウンド

Round of 16	NPC Code	Quarterfinals	NPC Code	Semifinals	NPC Code	Finals	NPC Code
LAMIRAULT Fabien	FRA						
BYE		LAMIRAULT Fabien	FRA				
PERLIC Goran	SRB			LAMIRAULT Fabien	FRA		
NAZIROV Rasul	RPC	NAZIROV Rasul	RPC	3-0 (11:4, 11:3, 11:5)			
FLORES Luis	CHI					LAMIRAULT Fabien	FRA
YEZYK Oleksandr	UKR	YEZYK Oleksandr	UKR	3-2 (10:12, 11:5, 11:9, 11:13, 13:11)		3-1 (11:7, 11:4, 10:12, 11:8)	
BYE		CHA Soo Yong	KOR				
CHA Soo Yong	KOR	CHA Soo Yong	KOR	3-1 (8:11, 11:6, 16:14, 12:10)			
PARK Jin Cheol	KOR					LAMIRAULT Fabien	FRA
BYE		PARK Jin Cheol	KOR			3-2 (11:6, 12:14, 11:5, 7:11, 11:9)	
LUDROVSKY Martin	SVK			PARK Jin Cheol	KOR		
MOLLIENS Stephane	FRA	LUDROVSKY Martin	SVK	3-2 (12:14, 11:9, 9:11, 11:6, 11:6)			
SUCHANEK Jiri	CZE					CZUPER Rafal	POL
RIAPOŠ Jan	SVK	SUCHANEK Jiri	CZE	3-1 (11:1, 10:12, 11:9, 12:10)		3-1 (11:2, 4:11, 11:8, 11:9)	
BYE		CZUPER Rafal	POL				
CZUPER Rafal	POL	CZUPER Rafal	POL	3-1 (11:6, 11:4, 7:11, 11:9)			
							<b>GOLD</b>
							<b>SILVER</b>
							<b>BRONZE</b>
						CHA Soo Yong	KOR
						PARK Jin Cheol	KOR

Legend:  
Rk Rank



## Match Results

試合結果

JAKIMCZUK Tomasz (POL) 0-3 LAMIRAULT Fabien (FRA)

Game Summary		Match	Game 1	Game 2	Game 3	Game 4	Game 5
JAKIMCZUK Tomasz	POL	0	3	5	2		
LAMIRAULT Fabien	FRA	3	11	11	11		
Duration:		18min	4min	5min	5min		

Match No.: 4 Table: 5

Umpires: GULLBERG Jens (DEN) DAIRA Hiroe (JPN)

Player Statistics	JAKIMCZUK Tomasz (POL)					Match	LAMIRAULT Fabien (FRA)					Match
	Game						Game					
	1	2	3	4	5		1	2	3	4	5	
Points won	3	5	2			10	11	11	11			33
Biggest lead	-	-	2			2	10	6	9			10
Points won on own serve	1	4	2			7	4	7	6			17
Points lost on own serve	7	4	5			16	2	1	0			3
Most consecutive points won	3	2	2			3	10	3	11			11
Greatest deficit overcome	-	-	-			-	-	-	2			2
Handedness/Grip	/						/					

Game/Match Statistics	Game					Match
	1	2	3	4	5	
Longest rally (strokes)	6	7	9			9
Average rally	3	3	4			3

### Game Progress

1	JAKIMCZUK Tomasz (POL)	*0	0	0	0	*0	0	0	0	*0	0	0	1	*2	3	3		
	LAMIRAULT Fabien (FRA)	0	1	*2	3	4	*6	7	8	9	*10	10	10	10	10	11		
2	JAKIMCZUK Tomasz (POL)	0	0	*0	0	1	2	*2	2	3	3	*3	4	4	4	*4	5	5
	LAMIRAULT Fabien (FRA)	*0	1	2	3	*3	3	4	5	*5	6	7	7	*8	9	10	10	11
3	JAKIMCZUK Tomasz (POL)	*0	1	2	2	*2	2	2	2	*2	2	2	2	*2	2			
	LAMIRAULT Fabien (FRA)	0	0	*0	1	2	3	*4	5	6	7	*8	9	10	11			

### Note:

The "Greatest deficit overcome" only applies when the player ends up winning the game.

### Legend:

\* Server

No. Number



## Match Results 試合結果

NAZIROV Rasul (RPC) 0-3 CZUPER Rafal (POL)

Game Summary		Match	Game 1	Game 2	Game 3	Game 4	Game 5
NAZIROV Rasul	RPC	0	3	4	4		
CZUPER Rafal	POL	3	11	11	11		
Duration:		15min	4min	5min	5min		

Match No.: 1 Table: 7

Umpires: TANAKA Rieko (JPN) KAMIYA Akiko (JPN)

Player Statistics	NAZIROV Rasul (RPC)					Match	CZUPER Rafal (POL)					Match
	Game						Game					
	1	2	3	4	5		1	2	3	4	5	
Points won	3	4	4			11	11	11	11			33
Biggest lead	7	-	-			7	8	7	7			8
Points won on own serve	5	2	3			10	1	6	7			14
Points lost on own serve	2	5	4			11	5	2	1			8
Most consecutive points won	5	2	2			5	2	5	4			5
Greatest deficit overcome	-	-	-			-	7	-	-			7
Handedness/Grip	/						/					

Game/Match Statistics	Game					Match
	1	2	3	4	5	
Longest rally (strokes)	9	10	4			9
Average rally	4	5	3			4

### Game Progress

1 NAZIROV Rasul (RPC)	*0	1	2	3	*4	4	4	5	*5	6	7	8	*9	10	3	
CZUPER Rafal (POL)	0	0	*0	0	0	1	*2	2	3	3	*3	3	3	3	11	
2 NAZIROV Rasul (RPC)	0	*0	0	0	*1	2	2	2	*2	2	2	3	*3	4	4	4
CZUPER Rafal (POL)	*0	1	*2	3	3	3	*4	5	6	7	*8	8	9	9	*10	11
3 NAZIROV Rasul (RPC)	0	0	*0	0	1	1	*1	1	1	2	*2	3	4	4	*4	4
CZUPER Rafal (POL)	*0	1	2	3	*3	4	5	6	*7	7	8	8	*8	9	10	11

**Note:**  
The "Greatest deficit overcome" only applies when the player ends up winning the game.

**Legend:**  
\* Server  
No. Number





## Match Results

試合結果

REYES TURCIO Victor Eduardo (MEX) **0-3** PARK Jin Cheol (KOR)

Game Summary		Match	Game 1	Game 2	Game 3	Game 4	Game 5
REYES TURCIO Victor Eduardo	MEX	0	4	11	9		
PARK Jin Cheol	KOR	3	11	13	11		
Duration:		19min	5min	7min	6min		

Match No.: 2 Table: 8

Umpires: IGARASHI Kumiko (JPN) GRIAZNOVA Liudmila (RUS)

Player Statistics	REYES TURCIO Victor Eduardo (MEX)					Match	PARK Jin Cheol (KOR)					Match
	Game						Game					
	1	2	3	4	5		1	2	3	4	5	
Points won	4	11	9			24	11	13	11			35
Biggest lead	-	2	-			2	8	2	5			8
Points won on own serve	3	8	5			16	6	9	6			21
Points lost on own serve	5	4	5			14	1	3	4			8
Most consecutive points won	2	3	4			4	5	3	3			5
Greatest deficit overcome	-	-	-			-	-	2	-			2
Handedness/Grip	/						/					

Game/Match Statistics	Game					Match
	1	2	3	4	5	
Longest rally (strokes)	6	11	6			11
Average rally	3	4	4			3

### Game Progress

1	REYES TURCIO Victor Eduardo (MEX)	*0	0	0	0	*0	1	1	1	*1	1	1	2	*2	3	4	4									
	PARK Jin Cheol (KOR)	0	1	*2	3	4	4	*5	6	7	8	*9	9	10	10	*10	11									
2	REYES TURCIO Victor Eduardo (MEX)	0	1	*1	2	3	3	*3	3	4	4	*4	5	5	6	*6	7	8	9	*9	10	10	*10	11	*11	11
	PARK Jin Cheol (KOR)	*0	0	1	1	*1	2	3	4	*4	5	6	6	*7	7	8	8	*8	8	9	9	*10	11	*11	12	13
3	REYES TURCIO Victor Eduardo (MEX)	*0	0	0	1	*1	2	2	2	*3	4	4	4	*4	5	5	5	*6	7	8	9	9				
	PARK Jin Cheol (KOR)	0	1	*2	2	3	3	*4	5	5	5	*6	7	8	8	*9	10	10	10	*10	10	11				

**Note:**  
The "Greatest deficit overcome" only applies when the player ends up winning the game.

**Legend:**  
\* Server  
No. Number



## Match Results 試合結果

MINAMI Nobuhiro (JPN) 2-3 CHA Soo Yong (KOR)

Game Summary		Match	Game 1	Game 2	Game 3	Game 4	Game 5
MINAMI Nobuhiro	JPN	2	9	11	11	7	10
CHA Soo Yong	KOR	3	11	7	8	11	12
Duration:		33min	5min	5min	7min	7min	8min

Match No.: 3 Table: 6

Umpires: ALIOTTA Esther (USA) HERMANS Michel (BEL)

Player Statistics	MINAMI Nobuhiro (JPN)						CHA Soo Yong (KOR)					
	Game					Match	Game					Match
	1	2	3	4	5		1	2	3	4	5	
Points won	9	11	11	7	10	48	11	7	8	11	12	49
Biggest lead	2	4	4	3	4	4	4	2	-	4	2	4
Points won on own serve	6	4	7	3	7	27	8	3	5	6	8	30
Points lost on own serve	3	4	3	5	4	19	2	7	4	4	3	20
Most consecutive points won	3	6	3	4	6	6	3	4	4	5	5	5
Greatest deficit overcome	-	2	-	-	-	2	2	-	-	3	4	4
Handedness/Grip	/						/					

Game/Match Statistics	Game					Match
	1	2	3	4	5	
Longest rally (strokes)	5	7	9	10	13	13
Average rally	3	4	5	5	4	4

### Game Progress

1	MINAMI Nobuhiro (JPN)	0	*1	2	2	*2	3	3	4	*4	4	5	5	*5	6	6	6	*6	7	8	9	9		
	CHA Soo Yong (KOR)	0	0	*0	1	2	2	*3	3	4	5	*5	6	7	7	*8	9	10	10	*10	10	11		
2	MINAMI Nobuhiro (JPN)	0	1	*1	1	2	3	*4	4	4	4	*4	5	5	6	*7	8	9	10	11				
	CHA Soo Yong (KOR)	*0	0	1	2	*2	2	2	3	*4	5	6	6	*7	7	7	7	*7	7	7				
3	MINAMI Nobuhiro (JPN)	*0	1	2	3	*3	4	4	4	*5	6	7	7	*8	8	8	8	*8	9	10	11			
	CHA Soo Yong (KOR)	0	0	*0	0	1	1	*2	3	3	3	*3	4	4	5	*6	7	8	8	*8	8			
4	MINAMI Nobuhiro (JPN)	0	0	*1	2	3	4	*4	4	5	5	*5	5	5	5	*6	6	6	7	7				
	CHA Soo Yong (KOR)	*0	1	1	1	*1	1	2	3	*3	4	5	6	*7	8	8	9	*10	10	11				
5	MINAMI Nobuhiro (JPN)	*0	0	1	1	*1	2	3	4	*5	6	7	7	*7	8	8	8	*9	10	10	10	*10	10	10
	CHA Soo Yong (KOR)	0	1	*1	2	3	3	*3	3	3	3	*3	4	5	5	*6	7	7	7	*8	9	10	*11	12

### Note:

The "Greatest deficit overcome" only applies when the player ends up winning the game.

### Legend:

\* Server

No. Number



## Match Results 試合結果

TOLEDO BACHILLER Miguel (ESP) 2-3 MOLLIENS Stephane (FRA)

Game Summary		Match	Game 1	Game 2	Game 3	Game 4	Game 5
TOLEDO BACHILLER Miguel	ESP	2	6	11	11	8	8
MOLLIENS Stephane	FRA	3	11	9	7	11	11
Duration:		46min	8min	7min	9min	9min	7min

Match No.: 5 Table: 8

Umpires: IOKI Setsuko (JPN) SHIBATA Keiko (JPN)

Player Statistics	TOLEDO BACHILLER Miguel (ESP)						Match	MOLLIENS Stephane (FRA)						Match
	Game					Match		Game					Match	
	1	2	3	4	5			1	2	3	4	5		
Points won	6	11	11	8	8	44	11	9	7	11	11	49		
Biggest lead	-	2	4	2	1	4	5	3	-	4	3	5		
Points won on own serve	4	7	7	4	6	28	6	6	4	6	7	29		
Points lost on own serve	5	3	3	5	4	20	2	4	4	4	2	16		
Most consecutive points won	1	3	4	3	3	4	3	4	4	6	3	6		
Greatest deficit overcome	-	3	-	-	-	3	-	-	-	2	1	2		
Handedness/Grip	/							/						

Game/Match Statistics	Game					Match
	1	2	3	4	5	
Longest rally (strokes)	12	8	14	11	9	14
Average rally	4	4	6	5	4	5

### Game Progress

1	TOLEDO BACHILLER Miguel (ESP)	*0	0	1	1	*1	2	2	2	*3	3	4	4	*4	4	5	5	*6	6			
	MOLLIENS Stephane (FRA)	0	1	*1	2	3	3	*4	5	5	6	*6	7	8	9	*9	10	10	11			
2	TOLEDO BACHILLER Miguel (ESP)	0	1	*1	1	1	1	*2	2	3	3	*4	5	6	6	*7	8	9	9	*9	10	11
	MOLLIENS Stephane (FRA)	*0	0	1	2	*3	4	4	5	*5	6	6	6	*6	7	7	7	*7	8	9	9	9
3	TOLEDO BACHILLER Miguel (ESP)	*0	1	2	2	*2	3	4	5	*6	6	6	6	*6	7	7	8	*9	10	11		
	MOLLIENS Stephane (FRA)	0	0	*0	1	2	2	*2	2	3	*4	5	6	6	*7	7	7	7	7	7		
4	TOLEDO BACHILLER Miguel (ESP)	0	1	*1	2	3	3	*4	4	4	4	*4	4	4	5	*5	6	7	8	*8	8	
	MOLLIENS Stephane (FRA)	*0	0	1	1	*1	2	2	3	*4	5	6	7	*8	8	9	9	*9	9	10	11	
5	TOLEDO BACHILLER Miguel (ESP)	*0	0	1	1	*1	2	3	4	*4	4	5	5	*5	5	6	7	*7	7	8	8	
	MOLLIENS Stephane (FRA)	0	1	*1	2	3	3	*3	3	4	5	*5	6	7	8	*8	8	9	10	*10	11	

### Note:

The "Greatest deficit overcome" only applies when the player ends up winning the game.

### Legend:

\* Server

No. Number



## Match Results 試合結果

CHUEAWONG Thirayu (THA) 1-3 LUDROVSKY Martin (SVK)

Game Summary		Match	Game 1	Game 2	Game 3	Game 4	Game 5
CHUEAWONG Thirayu	THA	1	7	11	9	8	
LUDROVSKY Martin	SVK	3	11	8	11	11	
Duration:		38min	7min	9min	9min	9min	

Match No.: 6 Table: 7

Umpires: BENCSIK Imre (HUN) IBA Yoko (JPN)

Player Statistics	CHUEAWONG Thirayu (THA)					Match	LUDROVSKY Martin (SVK)					Match
	Game						Game					
	1	2	3	4	5		1	2	3	4	5	
Points won	7	11	9	8		35	11	8	11	11		41
Biggest lead	2	4	-	-		4	4	-	4	4		4
Points won on own serve	5	5	5	4		19	6	4	6	6		22
Points lost on own serve	5	4	5	5		19	2	6	4	4		16
Most consecutive points won	2	3	3	2		3	3	2	4	3		4
Greatest deficit overcome	-	-	-	-		-	2	-	-	-		2
Handedness/Grip	/						/					

Game/Match Statistics	Game					Match
	1	2	3	4	5	
Longest rally (strokes)	8	8	8	7		8
Average rally	4	4	4	4		4

### Game Progress

1	CHUEAWONG Thirayu (THA)	*0	1	2	2	*2	2	3	4	*4	5	5	5	*5	6	6	6	*7	7	7		
	LUDROVSKY Martin (SVK)	0	0	*0	1	2	3	*3	3	4	4	*5	6	7	7	*8	9	9	10	11		
2	CHUEAWONG Thirayu (THA)	0	1	*2	3	3	3	*4	5	5	6	*7	7	8	8	*8	9	9	9	*10	11	
	LUDROVSKY Martin (SVK)	*0	0	0	0	*1	2	2	2	*3	3	3	4	*4	5	6	6	*7	8	8	8	
3	CHUEAWONG Thirayu (THA)	*0	0	1	1	*2	2	3	3	*4	4	5	5	*5	5	5	6	*6	7	8	9	9
	LUDROVSKY Martin (SVK)	0	1	*1	2	2	3	*3	4	4	5	*5	6	7	8	*9	9	10	10	*10	10	11
4	CHUEAWONG Thirayu (THA)	0	0	*0	0	1	1	*2	3	3	3	*4	4	5	5	*5	6	6	7	*8	8	
	LUDROVSKY Martin (SVK)	*0	1	2	3	*3	4	4	4	*5	6	6	7	*7	8	9	9	*10	10	10	11	

**Note:**  
The "Greatest deficit overcome" only applies when the player ends up winning the game.

**Legend:**  
\* Server  
No. Number



## Match Results 試合結果

SUCHANEK Jiri (CZE) 1-3 LAMIRAULT Fabien (FRA)

Game Summary		Match	Game 1	Game 2	Game 3	Game 4	Game 5
SUCHANEK Jiri	CZE	1	6	4	11	3	
LAMIRAULT Fabien	FRA	3	11	11	6	11	
Duration:		28min	6min	5min	6min	6min	

Match No.: 7 Table: 7

Umpires: IBA Yoko (JPN) HIGASHIJIMA Masae (JPN)

Player Statistics	SUCHANEK Jiri (CZE)					Match	LAMIRAULT Fabien (FRA)					Match	
	Game						Match	Game					
	1	2	3	4	5			1	2	3	4		5
Points won	6	4	11	3		24	11	11	6	11		39	
Biggest lead	1	-	5	-		5	5	7	1	8		8	
Points won on own serve	4	2	4	2		12	6	6	1	7		20	
Points lost on own serve	5	5	5	4		19	2	2	7	1		12	
Most consecutive points won	2	1	3	1		3	5	4	2	4		5	
Greatest deficit overcome	-	-	1	-		1	1	-	-	-		1	
Handedness/Grip	/						/						

Game/Match Statistics	Game					Match
	1	2	3	4	5	
Longest rally (strokes)	9	8	9	7		9
Average rally	4	4	4	3		4

### Game Progress

1	SUCHANEK Jiri (CZE)	*0	1	1	2	*2	3	3	3	*3	3	3	4	*4	5	6	6	*6	6
	LAMIRAULT Fabien (FRA)	0	0	*1	1	2	2	*3	4	5	6	*7	7	8	8	*8	9	10	11
2	SUCHANEK Jiri (CZE)	0	0	*1	1	1	1	*1	2	2	3	*3	4	4	4	*4	4		4
	LAMIRAULT Fabien (FRA)	*0	1	1	2	*3	4	5	5	*6	6	7	7	*8	9	10	11		
3	SUCHANEK Jiri (CZE)	*0	0	1	2	*3	3	4	5	*5	6	6	7	*8	8	8	9	*10	11
	LAMIRAULT Fabien (FRA)	0	1	*1	1	1	2	*2	2	3	3	*4	4	4	5	*6	6	6	6
4	SUCHANEK Jiri (CZE)	0	0	*0	0	1	1	*1	2	2	2	*3	3	3	3	3			3
	LAMIRAULT Fabien (FRA)	*0	1	2	3	*3	4	5	5	*6	7	7	8	*9	10	11			

### Note:

The "Greatest deficit overcome" only applies when the player ends up winning the game.

### Legend:

\* Server

No. Number



## Match Results 試合結果

SASTRE Iker (ESP) 0-3 CZUPER Rafal (POL)

Game Summary		Match	Game 1	Game 2	Game 3	Game 4	Game 5
SASTRE Iker	ESP	0	6	9	6		
CZUPER Rafal	POL	3	11	11	11		
Duration:		22min	6min	6min	6min		

Match No.: 8 Table: 8

Umpires: FOUCHARD Frederic (FRA) FERREIRA Maria (BRA)

Player Statistics	SASTRE Iker (ESP)					Match	CZUPER Rafal (POL)					Match
	Game						Game					
	1	2	3	4	5		1	2	3	4	5	
Points won	6	9	6			21	11	11	11			33
Biggest lead	1	2	2			2	5	2	5			5
Points won on own serve	5	4	3			12	6	5	5			16
Points lost on own serve	5	6	6			17	1	5	3			9
Most consecutive points won	3	3	3			3	4	3	5			5
Greatest deficit overcome	-	-	-			-	1	2	2			2
Handedness/Grip	/						/					

Game/Match Statistics	Game					Match
	1	2	3	4	5	
Longest rally (strokes)	28	14	13			28
Average rally	6	4	4			5

### Game Progress

1	SASTRE Iker (ESP)	0	0	*0	1	2	3	3	3	*4	4	5	5	*5	5	5	6	6	6			
	CZUPER Rafal (POL)	*0	1	2	2	2	2	*3	4	4	5	*5	6	7	8	9	9	*10	11			
2	SASTRE Iker (ESP)	0	1	*1	1	2	3	*4	4	5	5	*5	5	6	7	*7	8	8	8	*9	9	9
	CZUPER Rafal (POL)	*0	0	1	2	*2	2	2	3	*3	4	5	6	*6	6	7	7	*8	9	9	10	11
3	SASTRE Iker (ESP)	*0	0	1	2	*3	3	3	3	*3	3	4	4	*5	5	6	6	*6	6			
	CZUPER Rafal (POL)	0	1	*1	1	1	2	*3	4	5	6	*6	7	7	8	*8	9	10	11			

**Note:**  
The "Greatest deficit overcome" only applies when the player ends up winning the game.

**Legend:**  
\* Server  
No. Number



## Match Results 試合結果

PERLIC Goran (SRB) 0-3 PARK Jin Cheol (KOR)

Game Summary		Match	Game 1	Game 2	Game 3	Game 4	Game 5
PERLIC Goran	SRB	0	7	4	6		
PARK Jin Cheol	KOR	3	11	11	11		
Duration:		15min	4min	4min	4min		

Match No.: 9 Table: 5

Umpires: GULLBERG Jens (DEN) KRMEJ Milana (SLO)

Player Statistics	PERLIC Goran (SRB)					Match	PARK Jin Cheol (KOR)					Match
	Game						Game					
	1	2	3	4	5		1	2	3	4	5	
Points won	7	4	6			17	11	11	11			33
Biggest lead	1	2	1			2	6	7	5			7
Points won on own serve	3	4	3			10	6	7	6			19
Points lost on own serve	5	4	5			14	4	0	3			7
Most consecutive points won	3	2	4			4	5	6	5			6
Greatest deficit overcome	-	-	-			-	1	2	1			2
Handedness/Grip	/						/					

Game/Match Statistics	Game					Match
	1	2	3	4	5	
Longest rally (strokes)	9	6	12			12
Average rally	4	3	4			4

### Game Progress

1	PERLIC Goran (SRB)	0	1	*1	1	1	1	*2	3	3	4	*4	4	4	4	*4	5	6	7	7
	PARK Jin Cheol (KOR)	*0	0	1	2	*3	4	4	4	*5	5	6	7	*8	9	10	10	*10	10	11
2	PERLIC Goran (SRB)	*0	1	2	2	*2	3	3	3	*3	4	4	4	*4	4	4	4	4	4	4
	PARK Jin Cheol (KOR)	0	0	*0	1	2	2	*3	4	5	5	*6	7	8	9	*10	11			
3	PERLIC Goran (SRB)	0	1	*1	1	1	1	*2	3	4	5	*5	5	6	6	*6	6	6	6	6
	PARK Jin Cheol (KOR)	*0	0	1	2	*3	4	4	4	*4	4	5	6	*6	7	8	9	*10	11	

**Note:**  
The "Greatest deficit overcome" only applies when the player ends up winning the game.

**Legend:**  
\* Server  
No. Number



Match Results  
試合結果

RIAPOS Jan (SVK) 0-3 CHA Soo Yong (KOR)

Game Summary		Match	Game 1	Game 2	Game 3	Game 4	Game 5
RIAPOS Jan	SVK	0	11	10	10		
CHA Soo Yong	KOR	3	13	12	12		
Duration:		23min	7min	7min	7min		

Match No.: 10 Table: 8

Umpires: HERMANS Michel (BEL) KHALILI MARANDI Pari (MAS)

Player Statistics	RIAPOS Jan (SVK)					Match	CHA Soo Yong (KOR)					Match
	Game						Game					
	1	2	3	4	5		1	2	3	4	5	
Points won	11	10	10			31	13	12	12			37
Biggest lead	4	2	3			4	2	2	2			2
Points won on own serve	7	5	7			19	8	6	8			22
Points lost on own serve	5	6	4			15	4	5	3			12
Most consecutive points won	4	3	3			4	4	4	4			4
Greatest deficit overcome	-	-	-			-	4	2	3			4
Handedness/Grip	/						/					

Game/Match Statistics	Game					Match
	1	2	3	4	5	
Longest rally (strokes)	10	15	14			15
Average rally	4	5	5			5

Game Progress

1	RIAPOS Jan (SVK)	0	1	*1	2	3	4	*5	5	6	6	*7	7	7	7	*7	8	9	9	*9	10	10	*10	11	*11	11
	CHA Soo Yong (KOR)	*0	0	1	1	*1	1	1	2	*2	3	3	4	*5	6	7	7	*7	8	9	9	*10	11	*11	12	13
2	RIAPOS Jan (SVK)	*0	1	2	2	*3	3	4	4	*4	4	5	6	*7	7	7	7	*7	8	8	9	*10	10	10	10	
	CHA Soo Yong (KOR)	0	0	*0	1	1	2	*2	3	4	5	*5	5	5	6	*7	8	9	9	*10	10	10	*11	12		
3	RIAPOS Jan (SVK)	0	0	*0	1	2	2	*3	4	5	5	*5	6	7	8	*8	9	9	9	*10	10	10	*10	10		
	CHA Soo Yong (KOR)	*0	1	2	2	*2	3	3	3	*3	4	5	5	*5	5	6	6	*7	8	8	9	*10	11	12		

**Note:**  
The "Greatest deficit overcome" only applies when the player ends up winning the game.

**Legend:**  
\* Server No. Number





## Match Results

試合結果

YEZYK Oleksandr (UKR) **0-3** MOLLIENS Stephane (FRA)

Game Summary		Match	Game 1	Game 2	Game 3	Game 4	Game 5
YEZYK Oleksandr	UKR	0	10	10	1		
MOLLIENS Stephane	FRA	3	12	12	11		
Duration:		23min	7min	8min	5min		

Match No.: 11 Table: 7

Umpires: PICHARDO Luz (DOM) BENCSIK Imre (HUN)

Player Statistics	YEZYK Oleksandr (UKR)					Match	MOLLIENS Stephane (FRA)					Match
	Game						Game					
	1	2	3	4	5		1	2	3	4	5	
Points won	10	10	1			21	12	12	11			35
Biggest lead	4	2	-			4	2	2	10			10
Points won on own serve	7	6	0			13	8	7	5			20
Points lost on own serve	3	5	6			14	3	4	1			8
Most consecutive points won	5	3	1			5	4	3	8			8
Greatest deficit overcome	-	-	-			-	4	2	-			4
Handedness/Grip	/						/					

Game/Match Statistics	Game					Match
	1	2	3	4	5	
Longest rally (strokes)	8	6	12			12
Average rally	4	3	5			4

### Game Progress

1	YEZYK Oleksandr (UKR)	*0	1	2	*3	4	5	5	*5	6	7	7	*7	8	8	8	*8	8	9	9	*10	10	10	
	MOLLIENS Stephane (FRA)	0	*1	1	1	1	*1	2	3	3	*3	4	5	5	*6	7	8	9	*9	10	10	*11	12	
2	YEZYK Oleksandr (UKR)	0	0	*0	1	1	2	*3	3	4	4	*5	6	7	7	*7	8	8	8	*9	10	10	*10	10
	MOLLIENS Stephane (FRA)	*0	1	2	2	*3	3	3	4	*4	5	5	5	*5	6	7	7	*8	9	9	9	*10	11	12
3	YEZYK Oleksandr (UKR)	*0	0	0	0	*1	1	1	1	*1	1	1	1	1										
	MOLLIENS Stephane (FRA)	0	1	*2	3	3	4	*5	6	7	8	*9	10	11										

### Note:

The "Greatest deficit overcome" only applies when the player ends up winning the game.

### Legend:

\* Server

No. Number



## Match Results 試合結果

FLORES Luis (CHI) 3-2 LUDROVSKY Martin (SVK)

Game Summary		Match	Game 1	Game 2	Game 3	Game 4	Game 5
FLORES Luis	CHI	3	11	11	8	8	11
LUDROVSKY Martin	SVK	2	3	8	11	11	8
Duration:		47min	5min	7min	9min	8min	10min

Match No.: 12 Table: 6

Umpires: GRIAZNOVA Liudmila (RUS) DZIOBA Grzegorz (CAN)

Player Statistics	FLORES Luis (CHI)						LUDROVSKY Martin (SVK)					
	Game					Match	Game					Match
	1	2	3	4	5		1	2	3	4	5	
Points won	11	11	8	8	11	49	3	8	11	11	8	41
Biggest lead	8	3	1	2	3	8	-	2	3	4	2	4
Points won on own serve	4	6	5	6	6	27	1	4	7	7	5	24
Points lost on own serve	2	4	4	4	3	17	7	5	3	2	5	22
Most consecutive points won	6	4	2	2	5	6	2	2	4	4	2	4
Greatest deficit overcome	-	2	-	-	2	2	-	-	1	2	-	2
Handedness/Grip	/						/					

Game/Match Statistics	Game					Match
	1	2	3	4	5	
Longest rally (strokes)	5	9	7	7	18	18
Average rally	3	4	4	3	4	4

### Game Progress

1 FLORES Luis (CHI)	0	1	*2	2	3	4	*5	6	7	8	*8	8	9	10	11					
LUDROVSKY Martin (SVK)	*0	0	0	1	*1	1	1	1	*1	1	2	3	*3	3	3					
2 FLORES Luis (CHI)	*0	1	2	2	*2	3	3	3	*4	4	4	5	*6	6	7	7	*8	9	10	11
LUDROVSKY Martin (SVK)	0	0	*0	1	2	2	*3	4	4	5	*6	6	6	7	*7	8	8	8	*8	8
3 FLORES Luis (CHI)	0	0	*0	1	2	2	*3	4	4	4	*5	5	6	7	*7	8	8	8	*8	8
LUDROVSKY Martin (SVK)	*0	1	2	2	*2	3	3	3	*4	5	5	6	*6	6	7	7	*8	9	10	11
4 FLORES Luis (CHI)	*0	1	2	2	*3	3	3	4	*4	5	5	5	*5	5	6	6	*6	7	8	8
LUDROVSKY Martin (SVK)	0	0	*0	1	1	2	*3	3	4	4	*5	6	7	8	*8	9	10	10	*10	11
5 FLORES Luis (CHI)	0	0	*0	1	2	3	*4	5	5	5	*6	6	7	8	*8	8	9	9	*10	11
LUDROVSKY Martin (SVK)	*0	1	2	2	*2	2	2	2	*3	4	4	5	*5	5	6	7	*7	8	8	8

### Note:

The "Greatest deficit overcome" only applies when the player ends up winning the game.

### Legend:

\* Server

No. Number



## Match Results 試合結果

**SUCHANEK Jiri (CZE) 3-0 JAKIMCZUK Tomasz (POL)**

Game Summary		Match	Game 1	Game 2	Game 3	Game 4	Game 5
SUCHANEK Jiri	CZE	3	11	11	11		
JAKIMCZUK Tomasz	POL	0	6	7	8		
Duration:		22min	3min	2min	3min		

Match No.: 13 Table: 5

Umpires: BYSTRICAN Marian (SVK) VARAYANON Chusakul (THA)

Player Statistics	SUCHANEK Jiri (CZE)					Match	JAKIMCZUK Tomasz (POL)					Match
	Game						Game					
	1	2	3	4	5		1	2	3	4	5	
Points won	11	11	11			33	6	7	8			21
Biggest lead	5	6	3			6	2	-	4			4
Points won on own serve	6	5	5			16	3	4	4			11
Points lost on own serve	3	3	4			10	5	5	6			16
Most consecutive points won	5	4	7			7	2	4	4			4
Greatest deficit overcome	2	-	4			4	-	-	-			-
Handedness/Grip	/						/					

Game/Match Statistics	Game					Match
	1	2	3	4	5	
Longest rally (strokes)	11	9	16			16
Average rally	4	4	6			5

### Game Progress

1	SUCHANEK Jiri (CZE)	0	0	*0	1	2	3	*4	4	4	5	6	7	8	9	*9	10	10	11		
	JAKIMCZUK Tomasz (POL)	*0	1	2	2	*2	2	2	3	4	4	4	*4	4	4	5	5	*6	6		
2	SUCHANEK Jiri (CZE)	0	*1	2	3	*3	4	4	5	*6	7	8	8	8	*8	8	9	*10	10	11	
	JAKIMCZUK Tomasz (POL)	0	0	*0	0	1	1	*2	2	2	2	*2	3	4	5	*6	6	6	7	7	
3	SUCHANEK Jiri (CZE)	0	1	*1	2	3	3	*3	3	3	4	*4	4	4	5	*6	7	8	9	*10	11
	JAKIMCZUK Tomasz (POL)	*0	0	1	1	*1	2	3	4	*5	5	6	7	*8	8	8	8	*8	8	8	8

### Note:

The "Greatest deficit overcome" only applies when the player ends up winning the game.

### Legend:

\* Server No. Number



## Match Results 試合結果

SASTRE Iker (ESP) 2-3 NAZIROV Rasul (RPC)

Game Summary		Match	Game 1	Game 2	Game 3	Game 4	Game 5
SASTRE Iker	ESP	2	11	11	8	11	12
NAZIROV Rasul	RPC	3	9	4	11	13	14
Duration:		39min	4min	5min	6min	8min	10min

Match No.: 14 Table: 8

Umpires: FERREIRA Maria (BRA) FOUCARD Frederic (FRA)

Player Statistics	SASTRE Iker (ESP)						NAZIROV Rasul (RPC)					
	Game					Match	Game					Match
	1	2	3	4	5		1	2	3	4	5	
Points won	11	11	8	11	12	53	9	4	11	13	14	51
Biggest lead	1	7	-	2	3	7	3	1	5	3	2	5
Points won on own serve	2	5	5	7	6	25	4	1	7	8	7	27
Points lost on own serve	4	3	4	5	7	23	4	6	3	4	6	23
Most consecutive points won	4	6	3	4	3	6	3	1	3	5	2	5
Greatest deficit overcome	-	1	-	-	-	1	-	-	-	2	3	3
Handedness/Grip	/						/					

Game/Match Statistics	Game					Match
	1	2	3	4	5	
Longest rally (strokes)	5	11	14	10	10	14
Average rally	3	4	4	4	4	4

### Game Progress

1	SASTRE Iker (ESP)	0	1	*1	1	1	2	*2	2	3	4	5	*6	6	6	6											
	NAZIROV Rasul (RPC)	*0	0	1	2	3	*3	4	5	*5	5	5	5	*6	7	8											
2	SASTRE Iker (ESP)	*0	0	1	1	*2	2	3	4	*5	5	6	7	*8	9	10	11										
	NAZIROV Rasul (RPC)	0	1	*1	2	2	3	*3	3	3	4	*4	4	4	4	*4	4										
3	SASTRE Iker (ESP)	0	0	*0	1	2	2	*2	2	3	3	*3	3	4	5	*5	5	6	7	*8	8						
	NAZIROV Rasul (RPC)	*0	1	2	2	*2	3	4	5	*5	6	7	8	*8	8	9	10	*10	10	10	11						
4	SASTRE Iker (ESP)	*0	1	1	1	*1	2	2	3	*4	5	6	6	*6	6	6	6	*7	8	9	10	*10	11	*11	11	11	
	NAZIROV Rasul (RPC)	0	0	*1	2	3	3	*4	4	4	4	*4	5	6	7	*8	9	9	9	*9	9	10	*10	11	*12	13	
5	SASTRE Iker (ESP)	0	0	*1	2	3	3	*4	5	5	5	*6	6	6	7	*7	8	9	9	*10	10	10	*11	11	*11	12	*12
	NAZIROV Rasul (RPC)	*0	1	1	1	*1	2	2	2	*3	4	4	5	*6	6	7	7	*7	8	8	9	*10	10	*11	12	*12	13
		12																									
		14																									

**Note:**  
The "Greatest deficit overcome" only applies when the player ends up winning the game.

**Legend:**  
\* Server  
No. Number



## Match Results 試合結果

**PERLIC Goran (SRB) 3-2 REYES TURCIO Victor Eduardo (MEX)**

Game Summary		Match	Game 1	Game 2	Game 3	Game 4	Game 5
PERLIC Goran	SRB	3	11	8	11	9	11
REYES TURCIO Victor Eduardo	MEX	2	8	11	3	11	6
Duration:		30min	5min	5min	4min	6min	5min

Match No.: 15 Table: 7

Umpires: RIVERO Ernesto (VEN) KAMIYA Akiko (JPN)

Player Statistics	PERLIC Goran (SRB)						REYES TURCIO Victor Eduardo (MEX)					
	Game					Match	Game					Match
	1	2	3	4	5		1	2	3	4	5	
Points won	11	8	11	9	11	50	8	11	3	11	6	39
Biggest lead	4	-	8	2	7	8	2	4	1	5	1	5
Points won on own serve	6	6	4	6	5	27	5	6	1	7	3	22
Points lost on own serve	3	5	2	4	3	17	5	2	7	3	6	23
Most consecutive points won	6	4	7	4	8	8	2	4	2	7	3	7
Greatest deficit overcome	2	-	1	-	1	2	-	-	-	2	-	2
Handedness/Grip	/						/					

Game/Match Statistics	Game					Match
	1	2	3	4	5	
Longest rally (strokes)	8	7	7	8	8	8
Average rally	4	4	4	4	5	4

### Game Progress

1	PERLIC Goran (SRB)	0	0	0	*1	2	3	*4	5	6	6	*7	7	8	*8	9	9	9	10	*10	11	
	REYES TURCIO Victor Eduardo (MEX)	*0	1	2	2	*2	2	2	2	*2	3	3	4	*4	5	5	6	*7	7	8	8	
2	PERLIC Goran (SRB)	*0	0	0	0	*0	1	2	2	*2	3	3	4	*5	6	7	7	*7	8	8	8	
	REYES TURCIO Victor Eduardo (MEX)	0	1	*2	3	4	4	*4	5	6	6	*7	7	7	7	7	*8	9	9	*10	11	
3	PERLIC Goran (SRB)	0	1	*1	1	2	3	*4	4	5	6	*7	8	9	10	11						
	REYES TURCIO Victor Eduardo (MEX)	*0	0	1	2	*2	2	2	3	*3	3	3	3	*3	3	3						
4	PERLIC Goran (SRB)	*0	1	2	2	*2	2	2	2	*2	2	3	3	*4	5	5	5	*6	7	8	9	9
	REYES TURCIO Victor Eduardo (MEX)	0	0	*0	1	2	3	*4	5	6	7	*7	8	8	8	*9	10	10	10	*10	10	11
5	PERLIC Goran (SRB)	0	1	*1	1	2	3	*4	5	6	7	*8	9	9	9	*9	10	10	11			
	REYES TURCIO Victor Eduardo (MEX)	*0	0	1	2	*2	2	2	2	*2	2	2	2	*3	4	5	5	*6	6			

### Note:

The "Greatest deficit overcome" only applies when the player ends up winning the game.

### Legend:

\* Server

No. Number



Match Results  
試合結果

RIAPOS Jan (SVK) 3-0 MINAMI Nobuhiro (JPN)

Game Summary		Match	Game 1	Game 2	Game 3	Game 4	Game 5
RIAPOS Jan	SVK	3	11	11	11		
MINAMI Nobuhiro	JPN	0	9	3	3		
Duration:		16min	5min	4min	4min		

Match No.: 16 Table: 6

Umpires: CHOI Chang Seong (KOR) OH Yong Seng (SGP)

Player Statistics	RIAPOS Jan (SVK)					Match	MINAMI Nobuhiro (JPN)					Match
	Game						Game					
	1	2	3	4	5		1	2	3	4	5	
Points won	11	11	11			33	9	3	3			15
Biggest lead	2	8	9			9	5	-	-			5
Points won on own serve	6	7	3			16	5	3	1			9
Points lost on own serve	4	0	2			6	5	4	8			17
Most consecutive points won	7	4	6			7	4	1	2			4
Greatest deficit overcome	5	-	-			5	-	-	-			-
Handedness/Grip						/						/

Game/Match Statistics	Game					Match
	1	2	3	4	5	
Longest rally (strokes)	12	9	8			12
Average rally	5	4	5			4

Game Progress

1	RIAPOS Jan (SVK)	0	0	*0	1	2	2	*2	2	2	3	*3	3	4	5	*6	7	8	9	*10	10	11
	MINAMI Nobuhiro (JPN)	*0	1	2	2	*2	3	4	5	*6	6	7	8	*8	8	8	8	*8	8	8	9	9
2	RIAPOS Jan (SVK)	*0	1	2	2	3	*4	5	6	*6	7	8	8	*9	10	11						
	MINAMI Nobuhiro (JPN)	0	0	*0	1	1	1	*1	1	2	2	*2	3	3	3	3						
3	RIAPOS Jan (SVK)	0	1	2	*3	4	5	*6	6	7	8	*9	10	10	10	11						
	MINAMI Nobuhiro (JPN)	*0	0	0	0	*0	0	0	1	*1	1	1	1	*2	3	3						

Note:

The "Greatest deficit overcome" only applies when the player ends up winning the game.

Legend:

\* Server

No. Number



## Match Results

試合結果

YEZYK Oleksandr (UKR) 3-2 TOLEDO BACHILLER Miguel (ESP)

Game Summary		Match	Game 1	Game 2	Game 3	Game 4	Game 5
YEZYK Oleksandr	UKR	3	11	11	5	6	11
TOLEDO BACHILLER Miguel	ESP	2	6	3	11	11	5
Duration:		41min	6min	5min	7min	10min	9min

Match No.: 17 Table: 7

Umpires: YAMAGUCHI Yumi (JPN) FUKUDA Tomoko (JPN)

Player Statistics	YEZYK Oleksandr (UKR)						TOLEDO BACHILLER Miguel (ESP)					
	Game					Match	Game					Match
	1	2	3	4	5		1	2	3	4	5	
Points won	11	11	5	6	11	44	6	3	11	11	5	36
Biggest lead	5	8	-	1	7	8	1	-	7	6	1	7
Points won on own serve	4	8	3	4	5	24	3	3	7	6	2	21
Points lost on own serve	3	0	4	5	3	15	7	3	2	2	6	20
Most consecutive points won	6	4	2	3	6	6	3	1	5	6	2	6
Greatest deficit overcome	1	-	-	-	1	1	-	-	-	1	-	1
Handedness/Grip	/						/					

Game/Match Statistics	Game					Match
	1	2	3	4	5	
Longest rally (strokes)	4	10	8	3	11	11
Average rally	2	4	2	2	3	3

### Game Progress

1	YEZYK Oleksandr (UKR)	0	0	*1	1	2	3	*4	5	6	7	*7	7	7	8	8	*9	10	11
	TOLEDO BACHILLER Miguel (ESP)	*0	1	1	2	*2	2	2	2	*2	2	3	4	*5	5	6	6	*6	6
2	YEZYK Oleksandr (UKR)	*0	1	2	2	*3	4	5	6	*6	7	8	9	*9	10	11			
	TOLEDO BACHILLER Miguel (ESP)	0	0	*0	1	1	1	*1	1	2	2	*2	2	3	3	3			
3	YEZYK Oleksandr (UKR)	0	0	0	*0	1	1	*1	1	1	1	*2	2	3	3	*4	5	5	
	TOLEDO BACHILLER Miguel (ESP)	*0	1	2	3	*3	4	5	6	*7	8	8	9	*9	10	10	10	11	
4	YEZYK Oleksandr (UKR)	*0	1	1	2	*2	2	3	3	*3	3	3	3	*3	4	5	6	*6	6
	TOLEDO BACHILLER Miguel (ESP)	0	0	*1	1	2	3	*3	4	5	6	*7	8	9	9	*9	9	10	11
5	YEZYK Oleksandr (UKR)	0	0	*1	2	2	3	*4	5	6	7	*8	8	9	10	*10	10	11	
	TOLEDO BACHILLER Miguel (ESP)	*0	1	1	1	*2	2	2	2	*2	2	2	3	*3	3	4	5	5	

### Note:

The "Greatest deficit overcome" only applies when the player ends up winning the game.

### Legend:

\* Server

No. Number



## Match Results 試合結果

**FLORES Luis (CHI) 3-2 CHUEAWONG Thirayu (THA)**

Game Summary		Match	Game 1	Game 2	Game 3	Game 4	Game 5
FLORES Luis	CHI	3	11	10	7	11	11
CHUEAWONG Thirayu	THA	2	8	12	11	5	6
Duration:		41min	7min	9min	7min	6min	8min

Match No.: 18 Table: 6

Umpires: BOGREN Ingrid (SWE) TANAKA Rieko (JPN)

Player Statistics	FLORES Luis (CHI)						CHUEAWONG Thirayu (THA)					
	Game					Match	Game					Match
	1	2	3	4	5		1	2	3	4	5	
Points won	11	10	7	11	11	50	8	12	11	5	6	42
Biggest lead	3	2	-	7	5	7	2	4	4	-	1	4
Points won on own serve	7	6	4	4	7	28	6	7	7	1	5	26
Points lost on own serve	2	5	4	4	1	16	4	4	3	7	4	22
Most consecutive points won	3	4	3	5	3	5	3	4	4	3	2	4
Greatest deficit overcome	2	-	-	-	1	2	-	2	-	-	-	2
Handedness/Grip	/						/					

Game/Match Statistics	Game					Match
	1	2	3	4	5	
Longest rally (strokes)	12	20	10	12	15	20
Average rally	4	6	5	6	6	5

### Game Progress

1	FLORES Luis (CHI)	0	0	*0	1	2	2	*3	4	5	5	*5	5	6	6	*7	8	8	9	*10	11			
	CHUEAWONG Thirayu (THA)	*0	1	2	2	*2	3	3	3	*3	4	5	6	*6	7	7	7	*8	8	8	8			
2	FLORES Luis (CHI)	*0	0	0	0	*0	1	2	3	*3	4	5	6	*7	7	7	8	*8	9	10	10	*10	10	10
	CHUEAWONG Thirayu (THA)	0	1	*2	3	4	4	*4	4	5	5	*5	5	5	6	*7	7	8	8	*8	9	10	*11	12
3	FLORES Luis (CHI)	0	0	*0	1	1	1	*1	2	3	3	*4	4	5	6	*7	7	7	7	7	7			
	CHUEAWONG Thirayu (THA)	*0	1	2	2	*3	4	5	5	*5	6	6	7	*7	7	7	8	*9	10	11				
4	FLORES Luis (CHI)	*0	1	1	2	*3	4	4	5	*6	7	8	9	*9	9	9	10	11						
	CHUEAWONG Thirayu (THA)	0	0	*1	1	1	1	*2	2	2	2	*2	2	3	4	*5	5	5						
5	FLORES Luis (CHI)	0	0	*1	2	2	3	*3	4	5	5	*5	6	7	8	*8	9	10	11					
	CHUEAWONG Thirayu (THA)	*0	1	1	1	*2	2	3	3	*3	4	5	5	*5	5	6	6	*6	6					

### Note:

The "Greatest deficit overcome" only applies when the player ends up winning the game.

### Legend:

\* Server No. Number





## Match Results 試合結果

PERLIC Goran (SRB) 2-3 NAZIROV Rasul (RPC)

Game Summary		Match	Game 1	Game 2	Game 3	Game 4	Game 5
PERLIC Goran	SRB	2	12	5	9	13	11
NAZIROV Rasul	RPC	3	10	11	11	11	13
Duration:		37min	5min	5min	5min	7min	9min

Match No.: 24 Table: 5

Umpires: DZIOBA Grzegorz (CAN) BENCSIK Imre (HUN)

Player Statistics	PERLIC Goran (SRB)						NAZIROV Rasul (RPC)					
	Game					Match	Game					Match
	1	2	3	4	5		1	2	3	4	5	
Points won	12	5	9	13	11	50	10	11	11	11	13	56
Biggest lead	2	1	4	2	1	4	1	6	2	5	3	6
Points won on own serve	5	2	3	7	5	22	4	5	4	6	6	25
Points lost on own serve	6	6	7	5	7	31	7	3	6	6	6	28
Most consecutive points won	3	1	3	3	2	3	3	3	3	4	4	4
Greatest deficit overcome	1	-	-	5	-	5	-	1	4	-	1	4
Handedness/Grip	/						/					

Game/Match Statistics	Game					Match
	1	2	3	4	5	
Longest rally (strokes)	13	15	14	10	29	29
Average rally	4	3	4	4	6	4

### Game Progress

1	PERLIC Goran (SRB)	*0	0	1	2	*2	2	3	4	*5	5	5	5	*6	6	7	7	*8	8	9	9	*10	11	12		
	NAZIROV Rasul (RPC)	0	1	*1	1	2	3	*3	3	3	4	*5	6	6	7	*7	8	8	9	*9	10	10	*10	10		
2	PERLIC Goran (SRB)	0	1	*1	1	1	2	*2	2	3	3	*3	4	4	5	*5	5	5								
	NAZIROV Rasul (RPC)	*0	0	1	2	*3	3	4	5	*5	6	7	7	*8	8	9	10	11								
3	PERLIC Goran (SRB)	*0	1	1	2	*3	3	4	5	*6	6	6	6	*7	7	7	8	*8	9	9	9	9				
	NAZIROV Rasul (RPC)	0	0	*1	1	1	2	*2	2	2	3	*4	5	5	6	*7	7	8	8	*9	10	11				
4	PERLIC Goran (SRB)	0	1	*1	1	1	2	*2	2	2	2	*3	4	5	5	*6	7	8	8	*8	9	10	*11	11	*12	13
	NAZIROV Rasul (RPC)	*0	0	1	2	*3	3	4	5	*6	7	7	7	*7	8	8	8	*8	9	10	10	*10	10	*11	11	11
5	PERLIC Goran (SRB)	*0	1	1	2	*2	3	3	3	*3	3	4	5	*5	6	6	6	*7	8	8	9	*10	10	*11	11	11
	NAZIROV Rasul (RPC)	0	0	*1	1	2	2	*3	4	5	6	*6	6	7	7	*8	9	9	9	*10	10	10	*11	11	*12	13

### Note:

The "Greatest deficit overcome" only applies when the player ends up winning the game.

### Legend:

\* Server

No. Number



## Match Results 試合結果

FLORES Luis (CHI) 2-3 YEZYK Oleksandr (UKR)

Game Summary		Match	Game 1	Game 2	Game 3	Game 4	Game 5
FLORES Luis	CHI	2	11	6	4	11	5
YEZYK Oleksandr	UKR	3	4	11	11	7	11
Duration:		38min	5min	6min	5min	9min	7min

Match No.: 25 Table: 6

Umpires: TANAKA Rieko (JPN) GULLBERG Jens (DEN)

Player Statistics	FLORES Luis (CHI)						Match	YEZYK Oleksandr (UKR)						Match
	Game					Match		Game					Match	
	1	2	3	4	5			1	2	3	4	5		
Points won	11	6	4	11	5	37	4	11	11	7	11	44		
Biggest lead	7	3	-	4	-	7	1	5	7	1	6	7		
Points won on own serve	6	4	1	5	1	17	3	6	5	2	4	20		
Points lost on own serve	1	5	6	5	7	24	5	2	3	6	4	20		
Most consecutive points won	7	3	2	4	2	7	2	8	7	3	4	8		
Greatest deficit overcome	1	-	-	1	-	1	-	3	-	-	-	3		
Handedness/Grip	/							/						

Game/Match Statistics	Game					Match
	1	2	3	4	5	
Longest rally (strokes)	10	8	5	8	9	10
Average rally	4	4	4	4	5	4

### Game Progress

1 FLORES Luis (CHI)	0	0	*1	2	2	2	*3	4	5	6	*7	8	9	9	*10	11			
YEZYK Oleksandr (UKR)	*0	1	1	1	*2	3	3	3	*3	3	3	3	*3	4	4	4			
2 FLORES Luis (CHI)	*0	1	2	3	*3	4	4	5	*5	6	6	6	*6	6	6	*6	6		
YEZYK Oleksandr (UKR)	0	0	*0	0	1	1	*2	2	3	3	*4	5	6	7	*8	9	10	11	
3 FLORES Luis (CHI)	0	0	*1	1	1	1	*1	1	1	1	*2	2	3	4	*4	4			
YEZYK Oleksandr (UKR)	*0	1	1	2	*3	4	5	6	*7	8	8	9	*9	9	10	11			
4 FLORES Luis (CHI)	*0	0	1	1	*2	2	3	4	*5	6	6	7	*8	8	8	8	*9	10	11
YEZYK Oleksandr (UKR)	0	1	*1	2	2	3	*3	3	3	3	*4	4	4	5	*6	7	7	7	7
5 FLORES Luis (CHI)	0	0	*1	1	1	1	*1	2	2	3	*4	4	4	4	*5	5	5		
YEZYK Oleksandr (UKR)	*0	1	1	2	*3	4	5	5	*6	6	6	7	*8	9	9	10	11		

### Note:

The "Greatest deficit overcome" only applies when the player ends up winning the game.

### Legend:

\* Server

No. Number



## Match Results 試合結果

LUDROVSKY Martin (SVK) 3-1 MOLLIENS Stephane (FRA)

Game Summary		Match	Game 1	Game 2	Game 3	Game 4	Game 5
LUDROVSKY Martin	SVK	3	11	10	11	12	
MOLLIENS Stephane	FRA	1	1	12	9	10	
Duration:		36min	4min	9min	8min	11min	

Match No.: 20 Table: 7

Umpires: SELIG Gert (GER) GRIAZNOVA Liudmila (RUS)

Player Statistics	LUDROVSKY Martin (SVK)					Match	MOLLIENS Stephane (FRA)					Match
	Game						Game					
	1	2	3	4	5		1	2	3	4	5	
Points won	11	10	11	12		44	1	12	9	10		32
Biggest lead	10	2	4	3		10	-	3	1	3		3
Points won on own serve	5	5	6	6		22	0	6	5	5		16
Points lost on own serve	1	6	4	5		16	6	5	5	6		22
Most consecutive points won	7	2	4	5		7	1	5	3	4		5
Greatest deficit overcome	-	-	1	3		3	-	2	-	-		2
Handedness/Grip	/						/					

Game/Match Statistics	Game					Match
	1	2	3	4	5	
Longest rally (strokes)	6	10	16	6		16
Average rally	3	4	5	3		4

### Game Progress

1	LUDROVSKY Martin (SVK)	*0	1	2	3	*4	4	5	6	*7	8	9	10	11										
	MOLLIENS Stephane (FRA)	0	0	*0	0	0	1	*1	1	1	1	*1	1	1										
2	LUDROVSKY Martin (SVK)	0	1	*2	2	3	3	*3	3	3	3	*4	4	5	6	*6	7	7	8	*8	9	10	*10	10
	MOLLIENS Stephane (FRA)	*0	0	0	1	*1	2	3	4	*5	6	6	7	*7	7	8	8	*9	9	10	10	*10	11	12
3	LUDROVSKY Martin (SVK)	*0	0	1	2	*2	3	4	5	*6	6	7	7	*7	8	8	8	*8	9	9	10	11		
	MOLLIENS Stephane (FRA)	0	1	*1	1	2	2	*2	2	2	3	*3	4	5	5	*6	7	8	8	*9	9	9	9	
4	LUDROVSKY Martin (SVK)	0	0	*1	2	3	4	*4	4	4	4	*5	5	5	6	*6	6	7	7	*8	9	10	*11	12
	MOLLIENS Stephane (FRA)	*0	1	1	1	*1	1	2	3	*4	5	5	6	*7	7	8	9	*9	10	10	10	*10	10	10

### Note:

The "Greatest deficit overcome" only applies when the player ends up winning the game.

### Legend:

\* Server

No. Number



## Match Results 試合結果

**SUCHANEK Jiri (CZE) 3-2 RIAPOS Jan (SVK)**

Game Summary		Match	Game 1	Game 2	Game 3	Game 4	Game 5
SUCHANEK Jiri	CZE	3	7	11	9	11	11
RIAPOS Jan	SVK	2	11	9	11	5	4
Duration:		37min	8min	7min	7min	6min	6min

Match No.: 21 Table: 8

Umpires: DAIRA Hiroe (JPN) HERMANS Michel (BEL)

Player Statistics	SUCHANEK Jiri (CZE)						Match	RIAPOS Jan (SVK)						Match
	Game					Match		Game					Match	
	1	2	3	4	5			1	2	3	4	5		
Points won	7	11	9	11	11	49	11	9	11	5	4	40		
Biggest lead	1	2	1	6	7	7	4	6	3	-	-	6		
Points won on own serve	5	8	5	6	7	31	6	7	6	3	3	25		
Points lost on own serve	5	2	5	2	1	15	2	3	4	5	4	18		
Most consecutive points won	2	6	2	5	5	6	3	6	3	1	2	6		
Greatest deficit overcome	-	6	-	-	-	6	1	-	1	-	-	1		
Handedness/Grip	/							/						

Game/Match Statistics	Game					Match
	1	2	3	4	5	
Longest rally (strokes)	8	12	14	7	8	14
Average rally	4	3	5	3	4	4

### Game Progress

1	SUCHANEK Jiri (CZE)	*0	0	1	2	*2	2	3	3	*4	4	5	5	*5	5	6	6	*6	7	7		
	RIAPOS Jan (SVK)	0	1	*1	1	2	3	*3	4	4	5	*5	6	7	8	*8	9	10	10	11		
2	SUCHANEK Jiri (CZE)	0	0	*0	0	0	0	*0	1	2	3	*4	5	6	6	*6	7	8	8	*9	10	11
	RIAPOS Jan (SVK)	*0	1	2	3	*4	5	6	6	*6	6	6	6	*6	7	8	8	*8	9	9	9	9
3	SUCHANEK Jiri (CZE)	*0	0	0	1	*1	2	2	2	*3	4	4	5	*5	6	7	7	*8	9	9	9	9
	RIAPOS Jan (SVK)	0	1	*2	2	3	3	*4	5	5	5	*6	6	7	7	*7	8	8	8	*9	10	11
4	SUCHANEK Jiri (CZE)	0	1	*2	3	4	5	*5	6	7	7	*8	8	9	9	*10	10	11				
	RIAPOS Jan (SVK)	*0	0	0	0	*0	0	1	1	*1	2	2	3	*3	4	4	5	5				
5	SUCHANEK Jiri (CZE)	*0	1	2	3	*4	5	5	5	*6	7	8	8	*8	9	10	11					
	RIAPOS Jan (SVK)	0	0	*0	0	0	0	*1	2	2	2	*2	3	4	4	*4	4					

### Note:

The "Greatest deficit overcome" only applies when the player ends up winning the game.

### Legend:

\* Server

No. Number



## Match Results

試合結果

LAMIRAULT Fabien (FRA) 3-0 NAZIROV Rasul (RPC)

Game Summary		Match	Game 1	Game 2	Game 3	Game 4	Game 5
LAMIRAULT Fabien	FRA	3	11	11	11		
NAZIROV Rasul	RPC	0	4	3	5		
Duration:		18min	5min	5min	6min		

Match No.: 27 Table: 5

Umpires: SELIG Gert (GER) BYSTRICAN Marian (SVK)

Player Statistics	LAMIRAULT Fabien (FRA)					Match	NAZIROV Rasul (RPC)					Match
	Game						Game					
	1	2	3	4	5		1	2	3	4	5	
Points won	11	11	11			33	4	3	5			12
Biggest lead	8	8	6			8	-	-	1			1
Points won on own serve	7	7	5			19	4	2	2			8
Points lost on own serve	0	1	3			4	4	4	6			14
Most consecutive points won	7	4	4			7	2	1	2			2
Greatest deficit overcome	-	-	1			1	-	-	-			-
Handedness/Grip						/						/

Game/Match Statistics	Game					Match
	1	2	3	4	5	
Longest rally (strokes)	6	7	10			10
Average rally	3	3	5			4

### Game Progress

1	LAMIRAULT Fabien (FRA)	0	1	*1	2	3	3	*4	5	6	7	*8	9	10	10	*10	11	
	NAZIROV Rasul (RPC)	*0	0	1	1	*1	2	2	2	*2	2	2	2	*2	3	4	4	
2	LAMIRAULT Fabien (FRA)	*0	1	2	2	*3	4	5	6	*6	7	8	9	*10	10	11		
	NAZIROV Rasul (RPC)	0	0	*0	1	1	1	*1	1	2	2	*2	2	2	3	3		
3	LAMIRAULT Fabien (FRA)	0	1	*1	1	2	2	*3	3	4	5	*6	7	7	8	*9	10	11
	NAZIROV Rasul (RPC)	*0	0	1	2	*2	3	3	4	*4	4	4	4	*5	5	5	5	5

### Note:

The "Greatest deficit overcome" only applies when the player ends up winning the game.

### Legend:

\* Server

No. Number



## Match Results 試合結果

YEZYK Oleksandr (UKR) 1-3 CHA Soo Yong (KOR)

Game Summary		Match	Game 1	Game 2	Game 3	Game 4	Game 5
YEZYK Oleksandr	UKR	1	11	6	14	10	
CHA Soo Yong	KOR	3	8	11	16	12	
Duration:		39min	7min	7min	12min	10min	

Match No.: 28 Table: 6

Umpires: DAIRA Hiroe (JPN) HERMANS Michel (BEL)

Player Statistics	YEZYK Oleksandr (UKR)					Match	CHA Soo Yong (KOR)					Match
	Game						Game					
	1	2	3	4	5		1	2	3	4	5	
Points won	11	6	14	10		41	8	11	16	12		47
Biggest lead	4	-	3	1		4	-	5	2	3		5
Points won on own serve	8	2	9	5		24	6	5	10	6		27
Points lost on own serve	2	6	6	6		20	3	4	5	5		17
Most consecutive points won	4	3	3	3		4	4	3	5	4		5
Greatest deficit overcome	-	-	-	-		-	-	-	3	1		3
Handedness/Grip	/						/					

Game/Match Statistics	Game					Match
	1	2	3	4	5	
Longest rally (strokes)	10	12	9	11		12
Average rally	4	4	4	4		4

### Game Progress

1	YEZYK Oleksandr (UKR)	*0	1	2	2	*2	3	4	4	*4	5	6	7	*8	8	8	8	*8	9	10	11						
	CHA Soo Yong (KOR)	0	0	*0	1	2	2	*2	3	4	4	*4	4	4	5	*6	7	8	8	*8	8						
2	YEZYK Oleksandr (UKR)	0	0	*0	0	1	2	*3	3	3	3	*4	5	5	5	*6	6	6	6	6	6						
	CHA Soo Yong (KOR)	*0	1	2	3	*3	3	3	4	*5	6	6	6	*7	8	8	9	*10	11	11	11						
3	YEZYK Oleksandr (UKR)	*0	1	2	2	*3	4	4	5	*5	5	5	5	*5	6	7	7	*7	8	9	10	*10	11	*11	12	*12	12
	CHA Soo Yong (KOR)	0	0	*0	1	1	1	*2	2	3	4	*5	6	7	7	*7	8	9	9	*9	9	10	*10	11	*11	12	*13
		*13	13	*14	14	14																					
		13	*14	14	*15	16																					
4	YEZYK Oleksandr (UKR)	0	1	*1	1	1	1	*2	3	3	4	*5	6	6	7	*7	8	8	8	*8	9	10	*10	10	10	10	10
	CHA Soo Yong (KOR)	*0	0	1	2	*3	4	4	4	*5	5	5	5	*6	6	7	7	*8	9	10	10	*10	11	12	12	12	12

**Note:**  
The "Greatest deficit overcome" only applies when the player ends up winning the game.

**Legend:**  
\* Server  
No. Number



## Match Results 試合結果

**PARK Jin Cheol (KOR) 3-2 LUDROVSKY Martin (SVK)**

Game Summary		Match	Game 1	Game 2	Game 3	Game 4	Game 5
PARK Jin Cheol	KOR	3	12	11	9	11	11
LUDROVSKY Martin	SVK	2	14	9	11	6	6
Duration:		48min	9min	8min	8min	7min	9min

Match No.: 29 Table: 7

Umpires: KHALILI MARANDI Pari (MAS) RASINEN Asko (FIN)

Player Statistics	PARK Jin Cheol (KOR)						LUDROVSKY Martin (SVK)					
	Game					Match	Game					Match
	1	2	3	4	5		1	2	3	4	5	
Points won	12	11	9	11	11	54	14	9	11	6	6	46
Biggest lead	5	3	2	5	5	5	2	1	2	-	-	2
Points won on own serve	8	5	7	6	7	33	9	4	8	4	4	29
Points lost on own serve	5	5	3	2	2	17	4	6	2	5	4	21
Most consecutive points won	6	4	3	4	4	6	3	4	3	3	2	4
Greatest deficit overcome	-	1	-	-	-	1	5	-	2	-	-	5
Handedness/Grip	/						/					

Game/Match Statistics	Game					Match
	1	2	3	4	5	
Longest rally (strokes)	8	7	15	10	10	15
Average rally	3	4	4	4	5	4

### Game Progress

1	PARK Jin Cheol (KOR)	*0	0	1	2	*2	2	3	3	*4	5	6	7	*8	9	9	9	*9	10	10	10	*10	11	*11	12	*12	12
	LUDROVSKY Martin (SVK)	0	1	*1	1	2	3	*3	4	4	4	*4	4	4	4	*5	6	7	7	*8	9	10	*10	11	*11	12	*13
		12																									
		14																									
2	PARK Jin Cheol (KOR)	0	1	*1	2	3	4	*4	4	4	4	*5	5	6	7	*8	9	9	10	*10	10	11					
	LUDROVSKY Martin (SVK)	*0	0	1	1	*1	1	2	3	*4	5	5	6	*6	6	6	6	*7	7	8	9	9	9				
3	PARK Jin Cheol (KOR)	*0	1	2	2	*2	3	3	3	*3	4	4	5	*5	6	7	8	*8	8	9	9	9					
	LUDROVSKY Martin (SVK)	0	0	*0	1	2	2	*3	4	5	5	*6	6	7	7	*7	7	8	9	*9	10	11					
4	PARK Jin Cheol (KOR)	0	1	*1	2	3	3	*4	5	5	5	*5	6	7	8	*9	9	10	11								
	LUDROVSKY Martin (SVK)	*0	0	1	1	*1	2	2	2	*3	4	5	5	*5	5	5	6	*6	6								
5	PARK Jin Cheol (KOR)	*0	1	2	2	*3	4	5	6	*6	6	7	7	*8	9	9	9	*10	11								
	LUDROVSKY Martin (SVK)	0	0	*0	1	1	1	*1	1	2	3	*3	4	4	4	*5	6	6	6								

**Note:**  
The "Greatest deficit overcome" only applies when the player ends up winning the game.

**Legend:**  
\* Server  
No. Number



## Match Results 試合結果

SUCHANEK Jiri (CZE) 1-3 CZUPER Rafal (POL)

Game Summary		Match	Game 1	Game 2	Game 3	Game 4	Game 5
SUCHANEK Jiri	CZE	1	6	4	11	9	
CZUPER Rafal	POL	3	11	11	7	11	
Duration:		27min	5min	4min	5min	7min	

Match No.: 30 Table: 8

Umpires: IBA Yoko (JPN) YAMAGUCHI Yumi (JPN)

Player Statistics	SUCHANEK Jiri (CZE)					Match	CZUPER Rafal (POL)					Match
	Game						Game					
	1	2	3	4	5		1	2	3	4	5	
Points won	6	4	11	9		30	11	11	7	11		40
Biggest lead	-	-	4	2		4	6	7	2	2		7
Points won on own serve	2	2	7	2		13	4	6	4	3		17
Points lost on own serve	7	5	3	8		23	4	2	4	7		17
Most consecutive points won	2	2	5	3		5	6	7	2	4		7
Greatest deficit overcome	-	-	2	-		2	-	-	-	2		2
Handedness/Grip	/						/					

Game/Match Statistics	Game					Match
	1	2	3	4	5	
Longest rally (strokes)	6	11	11	9		11
Average rally	3	3	4	3		3

### Game Progress

1	SUCHANEK Jiri (CZE)	*0	0	0	0	*0	0	0	1	*2	2	3	3	*4	4	5	5	*6	6			
	CZUPER Rafal (POL)	0	1	*2	3	4	5	*6	6	6	7	*7	8	8	9	*9	10	10	11			
2	SUCHANEK Jiri (CZE)	0	0	*0	0	0	0	*0	0	1	2	*2	2	3	4	*4	4					
	CZUPER Rafal (POL)	*0	1	2	3	*4	5	6	7	*7	7	8	9	*9	9	10	11					
3	SUCHANEK Jiri (CZE)	*0	0	1	1	*1	2	2	3	*4	5	6	7	*7	8	9	9	*10	10	11		
	CZUPER Rafal (POL)	0	1	*1	2	3	3	*4	4	4	4	*4	4	5	5	*5	6	6	7	7		
4	SUCHANEK Jiri (CZE)	0	1	*2	2	3	3	*3	3	3	4	*5	6	6	7	*8	8	8	8	*9	9	9
	CZUPER Rafal (POL)	*0	0	0	1	*1	2	3	4	*5	5	5	5	*6	6	6	7	*8	9	9	10	11

### Note:

The "Greatest deficit overcome" only applies when the player ends up winning the game.

### Legend:

\* Server

No. Number





## Match Results 試合結果

LAMIRAULT Fabien (FRA) 3-1 CHA Soo Yong (KOR)

Game Summary		Match	Game 1	Game 2	Game 3	Game 4	Game 5
LAMIRAULT Fabien	FRA	3	11	11	10	11	
CHA Soo Yong	KOR	1	7	4	12	8	
Duration:		35min	6min	7min	9min	9min	

Match No.: 31 Table: 6

Umpires: IGARASHI Kumiko (JPN) FUJIMOTO Shigeko (JPN)

Player Statistics	LAMIRAULT Fabien (FRA)					Match	CHA Soo Yong (KOR)					Match	
	Game						Match	Game					
	1	2	3	4	5			1	2	3	4		5
Points won	11	11	10	11		43	7	4	12	8		31	
Biggest lead	6	7	1	3		7	-	1	3	1		3	
Points won on own serve	6	6	6	6		24	5	2	7	4		18	
Points lost on own serve	2	2	5	4		13	5	5	4	5		19	
Most consecutive points won	5	8	3	4		8	3	3	4	3		4	
Greatest deficit overcome	-	1	-	1		1	-	-	1	-		1	
Handedness/Grip	/						/						

Game/Match Statistics	Game					Match
	1	2	3	4	5	
Longest rally (strokes)	10	13	8	12		13
Average rally	5	4	4	5		5

### Game Progress

1	LAMIRAULT Fabien (FRA)	0	1	*2	3	4	5	*5	6	7	7	*7	7	8	8	*8	8	9	10	11				
	CHA Soo Yong (KOR)	*0	0	0	0	*0	0	1	1	*1	2	3	4	*4	5	6	7	*7	7	7				
2	LAMIRAULT Fabien (FRA)	*0	0	1	2	*3	4	5	6	*7	8	8	8	*8	9	10	11							
	CHA Soo Yong (KOR)	0	1	*1	1	1	1	*1	1	1	1	*2	3	4	4	*4	4							
3	LAMIRAULT Fabien (FRA)	0	1	*1	1	1	1	*2	2	3	4	*4	5	6	6	*6	7	8	9	*9	10	10	*10	10
	CHA Soo Yong (KOR)	*0	0	1	2	*3	4	4	5	*5	5	6	6	*6	7	8	8	*8	8	9	9	*10	11	12
4	LAMIRAULT Fabien (FRA)	*0	0	1	1	*2	3	4	5	*5	5	6	6	*7	7	7	7	*8	9	10	11			
	CHA Soo Yong (KOR)	0	1	*1	2	2	2	*2	2	3	4	*4	5	5	6	*7	8	8	8	*8	8			

**Note:**  
The "Greatest deficit overcome" only applies when the player ends up winning the game.

**Legend:**  
\* Server  
No. Number



## Match Results 試合結果

PARK Jin Cheol (KOR) 1-3 CZUPER Rafal (POL)

Game Summary		Match	Game 1	Game 2	Game 3	Game 4	Game 5
PARK Jin Cheol	KOR	1	2	11	8	9	
CZUPER Rafal	POL	3	11	4	11	11	
Duration:		28min	4min	4min	5min	9min	

Match No.: 32 Table: 5

Umpires: FUKUDA Tomoko (JPN) KHALILI MARANDI Pari (MAS)

Player Statistics	PARK Jin Cheol (KOR)					Match	CZUPER Rafal (POL)					Match	
	Game						Match	Game					
	1	2	3	4	5			1	2	3	4		5
Points won	2	11	8	9		30	11	4	11	11		37	
Biggest lead	-	7	1	4		7	9	-	5	2		9	
Points won on own serve	1	5	5	5		16	5	2	6	6		19	
Points lost on own serve	6	2	5	5		18	1	6	3	4		14	
Most consecutive points won	1	4	2	4		4	6	2	4	5		6	
Greatest deficit overcome	-	-	-	-		-	-	-	1	4		4	
Handedness/Grip	/						/						

Game/Match Statistics	Game					Match
	1	2	3	4	5	
Longest rally (strokes)	17	8	8	13		17
Average rally	5	4	3	4		4

### Game Progress

1	PARK Jin Cheol (KOR)	*0	0	1	1	*1	1	1	2	*2	2	2	2	*2	2							
	CZUPER Rafal (POL)	0	1	*1	2	3	4	*5	5	6	7	*8	9	10	11							
2	PARK Jin Cheol (KOR)	0	1	*1	2	3	4	*4	4	5	6	*7	7	8	9	*10	11					
	CZUPER Rafal (POL)	*0	0	1	1	*1	1	2	3	*3	3	3	4	*4	4	4	4					
3	PARK Jin Cheol (KOR)	*0	1	1	1	*2	2	2	2	*2	3	3	4	*4	4	5	6	*6	7	8	8	
	CZUPER Rafal (POL)	0	0	*1	2	2	3	*4	5	6	6	*7	7	8	9	*9	9	10	10	*10	11	
4	PARK Jin Cheol (KOR)	0	0	*1	2	3	3	*3	4	5	6	*7	7	7	8	*8	8	8	8	*8	9	9
	CZUPER Rafal (POL)	*0	1	1	1	*1	2	3	3	*3	3	3	4	*5	5	6	7	*8	9	10	10	11

### Note:

The "Greatest deficit overcome" only applies when the player ends up winning the game.

### Legend:

\* Server

No. Number



## Match Results

試合結果

LAMIRAULT Fabien (FRA) 3-2 CZUPER Rafal (POL)

Game Summary		Match	Game 1	Game 2	Game 3	Game 4	Game 5
LAMIRAULT Fabien	FRA	3	11	12	11	7	11
CZUPER Rafal	POL	2	6	14	5	11	9
Duration:		42min	6min	10min	6min	7min	10min

Match No.: 33 Table: 6

Umpires: NG Tsz Kin (HKG) RIVERO Ernesto (VEN)

Player Statistics	LAMIRAULT Fabien (FRA)						Match	CZUPER Rafal (POL)						Match
	Game					Match		Game					Match	
	1	2	3	4	5			1	2	3	4	5		
Points won	11	12	11	7	11	52	6	14	5	11	9	45		
Biggest lead	5	2	6	-	3	6	2	2	1	4	-	4		
Points won on own serve	4	7	7	5	6	29	2	8	4	6	5	25		
Points lost on own serve	4	6	1	5	4	20	7	5	4	2	5	23		
Most consecutive points won	7	2	3	2	2	7	2	3	1	4	2	4		
Greatest deficit overcome	2	-	1	-	-	2	-	2	-	-	-	2		
Handedness/Grip	/							/						

Game/Match Statistics	Game					Match
	1	2	3	4	5	
Longest rally (strokes)	8	11	10	7	9	11
Average rally	4	4	5	4	5	4

### Game Progress

1	LAMIRAULT Fabien (FRA)	0	0	*1	1	1	2	*3	4	5	6	*7	8	8	8	*9	9	10	11										
	CZUPER Rafal (POL)	*0	1	1	2	*3	3	3	3	*3	3	3	3	*4	5	5	6	*6	6										
2	LAMIRAULT Fabien (FRA)	*0	1	2	2	*3	3	3	3	*4	4	5	5	*6	6	7	7	*8	8	9	10	*10	11	*11	12	*12	12		
	CZUPER Rafal (POL)	0	0	*0	1	1	2	*3	4	4	5	*5	6	6	7	*7	8	8	9	*9	9	10	*10	11	*11	12	*13		
		12																											14
3	LAMIRAULT Fabien (FRA)	0	0	*1	2	2	3	*3	4	5	5	*6	7	8	8	*9	10	11											
	CZUPER Rafal (POL)	*0	1	1	1	*2	2	3	3	*3	4	4	4	*4	5	5	5	5											
4	LAMIRAULT Fabien (FRA)	*0	0	0	0	*0	1	2	2	*3	3	4	4	*4	5	6	6	*7	7	7									
	CZUPER Rafal (POL)	0	1	*2	3	4	4	*4	5	5	6	*6	7	8	8	*8	9	9	10	11									
5	LAMIRAULT Fabien (FRA)	0	1	*1	2	2	3	*3	4	5	5	*6	6	7	7	*8	8	9	10	*10	10	11							
	CZUPER Rafal (POL)	*0	0	1	1	*2	2	3	3	*3	4	4	5	*5	6	6	7	*7	7	8	9	9							

**Note:**  
The "Greatest deficit overcome" only applies when the player ends up winning the game.

**Legend:**  
\* Server  
No. Number



## Player Statistics

プレイヤーの統計

As of MON 30 AUG 2021

Players	NPC Code	Matches				Games				Match Duration	
		Played	Won	Lost	%Won	Played	Won	Lost	%Won	All	Average
CHA Soo Yong	KOR	4	3	1	75%	16	10	6	63%	2h10min	33min
		Points Won				Points Lost					
		Total	Own Serve:	97	Most Consecutive:	5	Total	Own Serve:	68	Most Consecutive:	8
		164	Opp. Serve:	67	GDO:	4	162	Opp. Serve:	94	GLL:	2
CHUEAWONG Thirayu	THA	Matches				Games				Match Duration	
		Played	Won	Lost	%Won	Played	Won	Lost	%Won	All	Average
		2	0	2	0%	9	3	6	33%	1h19min	40min
		Points Won				Points Lost					
Total	Own Serve:	45	Most Consecutive:	4	Total	Own Serve:	41	Most Consecutive:	5		
77	Opp. Serve:	32	GDO:	2	91	Opp. Serve:	50	GLL:	2		
CZUPER Rafal	POL	Matches				Games				Match Duration	
		Played	Won	Lost	%Won	Played	Won	Lost	%Won	All	Average
		5	4	1	80%	19	13	6	68%	2h14min	27min
		Points Won				Points Lost					
Total	Own Serve:	91	Most Consecutive:	7	Total	Own Serve:	71	Most Consecutive:	7		
180	Opp. Serve:	89	GDO:	7	151	Opp. Serve:	80	GLL:	2		
FLORES Luis	CHI	Matches				Games				Match Duration	
		Played	Won	Lost	%Won	Played	Won	Lost	%Won	All	Average
		3	2	1	67%	15	8	7	53%	2h6min	42min
		Points Won				Points Lost					
Total	Own Serve:	72	Most Consecutive:	7	Total	Own Serve:	57	Most Consecutive:	8		
136	Opp. Serve:	64	GDO:	2	127	Opp. Serve:	70	GLL:	3		
JAKIMCZUK Tomasz	POL	Matches				Games				Match Duration	
		Played	Won	Lost	%Won	Played	Won	Lost	%Won	All	Average
		2	0	2	0%	6	0	6	0%	40min	20min
		Points Won				Points Lost					
Total	Own Serve:	18	Most Consecutive:	4	Total	Own Serve:	32	Most Consecutive:	11		
31	Opp. Serve:	13	GDO:	0	65	Opp. Serve:	33	GLL:	4		
LAMIRAULT Fabien	FRA	Matches				Games				Match Duration	
		Played	Won	Lost	%Won	Played	Won	Lost	%Won	All	Average
		5	5	0	100%	19	15	4	79%	2h21min	28min
		Points Won				Points Lost					
Total	Own Serve:	109	Most Consecutive:	11	Total	Own Serve:	52	Most Consecutive:	4		
200	Opp. Serve:	91	GDO:	2	122	Opp. Serve:	70	GLL:	2		
LUDROVSKY Martin	SVK	Matches				Games				Match Duration	
		Played	Won	Lost	%Won	Played	Won	Lost	%Won	All	Average
		4	2	2	50%	18	10	8	56%	2h49min	42min
		Points Won				Points Lost					
Total	Own Serve:	97	Most Consecutive:	7	Total	Own Serve:	75	Most Consecutive:	6		
172	Opp. Serve:	75	GDO:	5	170	Opp. Serve:	95	GLL:	2		



## Player Statistics

プレーヤーの統計

As of MON 30 AUG 2021

Players	NPC Code	Matches				Games				Match Duration	
		Played	Won	Lost	%Won	Played	Won	Lost	%Won	All	Average
MINAMI Nobuhiro	JPN	2	0	2	0%	8	2	6	25%	49min	25min
		Points Won				Points Lost					
		Total	Own Serve: 36		Most Consecutive: 6		Total	Own Serve: 36		Most Consecutive: 7	
		62	Opp. Serve: 26		GDO: 2		82	Opp. Serve: 46		GLL: 5	
MOLLIENS Stephane	FRA	Matches				Games				Match Duration	
		Played	Won	Lost	%Won	Played	Won	Lost	%Won	All	Average
		3	2	1	67%	12	7	5	58%	1h45min	35min
		Points Won				Points Lost					
Total	Own Serve: 65		Most Consecutive: 8		Total	Own Serve: 46		Most Consecutive: 7			
115	Opp. Serve: 50		GDO: 4		109	Opp. Serve: 63		GLL: 3			
NAZIROV Rasul	RPC	Matches				Games				Match Duration	
		Played	Won	Lost	%Won	Played	Won	Lost	%Won	All	Average
		4	2	2	50%	16	7	9	44%	1h49min	27min
		Points Won				Points Lost					
Total	Own Serve: 70		Most Consecutive: 5		Total	Own Serve: 76		Most Consecutive: 7			
136	Opp. Serve: 66		GDO: 4		156	Opp. Serve: 80		GLL: 7			
PARK Jin Cheol	KOR	Matches				Games				Match Duration	
		Played	Won	Lost	%Won	Played	Won	Lost	%Won	All	Average
		4	3	1	75%	15	10	5	67%	1h50min	28min
		Points Won				Points Lost					
Total	Own Serve: 89		Most Consecutive: 6		Total	Own Serve: 50		Most Consecutive: 6			
152	Opp. Serve: 63		GDO: 2		124	Opp. Serve: 74		GLL: 5			
PERLIC Goran	SRB	Matches				Games				Match Duration	
		Played	Won	Lost	%Won	Played	Won	Lost	%Won	All	Average
		3	1	2	33%	13	5	8	38%	1h22min	27min
		Points Won				Points Lost					
Total	Own Serve: 59		Most Consecutive: 8		Total	Own Serve: 62		Most Consecutive: 7			
117	Opp. Serve: 58		GDO: 5		128	Opp. Serve: 66		GLL: 4			
REYES TURCIO VE	MEX	Matches				Games				Match Duration	
		Played	Won	Lost	%Won	Played	Won	Lost	%Won	All	Average
		2	0	2	0%	8	2	6	25%	49min	25min
		Points Won				Points Lost					
Total	Own Serve: 38		Most Consecutive: 7		Total	Own Serve: 37		Most Consecutive: 8			
63	Opp. Serve: 25		GDO: 2		85	Opp. Serve: 48		GLL: 2			
RIAPOS Jan	SVK	Matches				Games				Match Duration	
		Played	Won	Lost	%Won	Played	Won	Lost	%Won	All	Average
		3	1	2	33%	11	5	6	45%	1h16min	25min
		Points Won				Points Lost					
Total	Own Serve: 60		Most Consecutive: 7		Total	Own Serve: 39		Most Consecutive: 6			
104	Opp. Serve: 44		GDO: 5		101	Opp. Serve: 62		GLL: 6			



## Player Statistics

プレイヤーの統計

As of MON 30 AUG 2021

Players	NPC Code	Matches				Games				Match Duration	
		Played	Won	Lost	%Won	Played	Won	Lost	%Won	All	Average
SASTRE Iker	ESP	2	0	2	0%	8	2	6	25%	1h1min	31min
		Points Won				Points Lost					
		Total	Own Serve: 37		Most Consecutive: 6		Total	Own Serve: 40		Most Consecutive: 5	
		69	Opp. Serve: 32		GDO: 1		83	Opp. Serve: 43		GLL: 3	
SUCHANEK Jiri	CZE	Matches				Games				Match Duration	
		Played	Won	Lost	%Won	Played	Won	Lost	%Won	All	Average
		4	2	2	50%	16	8	8	50%	1h54min	29min
		Points Won				Points Lost					
Total	Own Serve: 72		Most Consecutive: 7		Total	Own Serve: 67		Most Consecutive: 7			
135	Opp. Serve: 63		GDO: 6		140	Opp. Serve: 73		GLL: 2			
TOLEDO BACHILLER M	ESP	Matches				Games				Match Duration	
		Played	Won	Lost	%Won	Played	Won	Lost	%Won	All	Average
		2	0	2	0%	10	4	6	40%	1h27min	44min
		Points Won				Points Lost					
Total	Own Serve: 49		Most Consecutive: 6		Total	Own Serve: 40		Most Consecutive: 6			
80	Opp. Serve: 31		GDO: 3		93	Opp. Serve: 53		GLL: 2			
YEZYK Oleksandr	UKR	Matches				Games				Match Duration	
		Played	Won	Lost	%Won	Played	Won	Lost	%Won	All	Average
		4	2	2	50%	17	7	10	41%	2h21min	35min
		Points Won				Points Lost					
Total	Own Serve: 81		Most Consecutive: 8		Total	Own Serve: 69		Most Consecutive: 8			
150	Opp. Serve: 69		GDO: 3		154	Opp. Serve: 85		GLL: 4			

**Note:**  
The "Greatest deficit overcome" only applies when the player ends up winning the game and "Greatest lead lost" only when losing.

**Legend:**  
**GDO** Greatest deficit overcome    **GLL** Greatest lead lost    **Opp.** Opponent's



## Tournament Statistics

トーナメントの統計

As of MON 30 AUG 2021

Statistics	Preliminaries	Round of 16	Quarterfinals	Semifinals	Finals	Total
<b>Matches</b>						
Total	18	4	4	2	1	29
Game Margin: 3:0	9 50%		1 25%			10 34%
3:1	2 11%	1 25%	2 50%	2 100%		7 24%
3:2	7 39%	3 75%	1 25%		1 100%	12 41%
Invalid Results Mark						
Duration: Total	8h36min	2h28min	2h12min	1h3min	42min	15h1min
Longest	47min	38min	48min	35min	42min	48min
Shortest	15min	36min	18min	28min	42min	15min
Average	29min	37min	33min	32min	42min	31min
<b>Games</b>						
Total	70	19	16	8	5	118
Point Margin: 11						
10	1 1%	1 5%				2 2%
9	1 1%			1 13%		2 2%
8	8 11%		1 6%			9 8%
7	6 9%	3 16%	2 13%	2 25%		13 11%
6	4 6%	3 16%	1 6%		1 20%	9 8%
5	11 16%	1 5%	4 25%		1 20%	17 14%
4	7 10%	2 11%	1 6%	1 13%	1 20%	12 10%
3	14 20%		1 6%	2 25%		17 14%
2	18 26%	9 47%	6 38%	2 25%	2 40%	37 31%
Invalid Results Mark						
Duration: Total	7h18min	2h9min	1h54min	53min	39min	12h53min
Longest	10min	11min	12min	9min	10min	12min
Shortest	2min	4min	4min	4min	6min	2min
Average	6min	7min	7min	7min	8min	7min
<b>Points</b>						
Total	1260	352	303	141	97	2153
Per game	18.00	18.53	18.94	17.63	19.40	18.25
Most consecutive won	11	8	7	8	7	11
Greatest deficit overcome	7	6	5	4	2	7
Longest rally	28	29	15	17	11	29
Average rally	4	4	4	4	4	4

**Note:**

The "Greatest deficit overcome" only applies when the player ends up winning the game.



Medallists  
メダリスト

Medal	Name	NPC
GOLD	LAMIRAULT Fabien	FRA - France
SILVER	CZUPER Rafal	POL - Poland
BRONZE	CHA Soo Yong	KOR - Republic of Korea
	PARK Jin Cheol	KOR - Republic of Korea





Entry List by Event  
種目別エントリーリスト

As of SUN 22 AUG 2021

NPC	Name	Date of Birth	Qualification Pathway	World Ranking
ARG - Argentina	COPOLA Gabriel	20 JAN 1984	CQ	12
BRA - Brazil	ANDRADE de FREITAS David	23 MAR 1978	QI	20
	KNAF Welder	6 APR 1981	QR	9
CHN - People's Republic of China	FENG Panfeng	20 DEC 1989	CQ	1
	ZHAI Xiang	3 DEC 1992	QR	6
	ZHAO Ping	31 MAR 1965	QR	7
CZE - Czech Republic	SVATOS Petr	31 AUG 1990	QI	19
FRA - France	MERRIEN Florian	21 NOV 1984	QR	3
GER - Germany	BRUECHLE Thomas	29 JUL 1976	QR	4
	SCHMIDBERGER Thomas	23 OCT 1991	CQ	2
IRL - Ireland	JUDGE Colin	5 APR 1995	QI	18
ITA - Italy	ORSI Matteo	1 MAR 1998	QI	16
KOR - Republic of Korea	BAEK Youngbok	16 JUL 1977	QR	13
NGR - Nigeria	KOLEOSHO Ahmed	20 JUL 1986	CQ	21
POL - Poland	NALEPKA Maciej	18 JAN 1977	QI	14
RPC - RPC	TOPORKOV Vladimir	5 NOV 1984	QT	15
SWE - Sweden	OEHGREN Alexander	14 OCT 1988	QR	5
THA - Thailand	GLINBANCHEUN Yuttajak	20 DEC 1996	QR	8
	LAOWONG Anurak	21 JAN 1982	QR	17
UKR - Ukraine	PETRUNIV Vasyi	31 DEC 1973	QR	10
USA - United States of America	van EMBURGH Jenson	28 MAY 2000	QR	11

Legend:

CQ	Continental Qualification	QI	Qualified by Invitation	QR	World Ranking
QT	Qualification Tournament				



Draw - Preliminary Round  
トーナメント表 - 予選ラウンド

GROUP A

Match	Day	Time	Table	Name	1	2	3	Pts	Rk
3-1	25 AUG	9:00	5	1 FENG Panfeng (CHN)		<b>3:0</b> 3,5,5	<b>3:0</b> 6,6,5	4	1
2-1	25 AUG	19:20	5						
2-3	26 AUG	19:20	6	2 NALEPKA Maciej (POL)	<b>0:3</b> -3,-5,-5		<b>3:1</b> -6,8,11,3	3	2
				3 ORSI Matteo (ITA)	<b>0:3</b> -6,-6,-5	<b>1:3</b> 6,-8,-11,-3		2	3

GROUP B

Match	Day	Time	Table	Name	1	2	3	Pts	Rk
3-1	25 AUG	9:00	6	1 SCHMIDBERGER Thomas (GER)		<b>3:0</b> 6,5,11	<b>3:0</b> 7,2,6	4	1
2-1	25 AUG	19:20	6						
2-3	26 AUG	20:00	7	2 BAEK Youngbok (KOR)	<b>0:3</b> -6,-5,-11		<b>2:3</b> 8,-5,8,-8,-6	2	3
				3 TOPORKOV Vladimir (RPC)	<b>0:3</b> -7,-2,-6	<b>3:2</b> -8,5,-8,8,6		3	2

GROUP C

Match	Day	Time	Table	Name	1	2	3	Pts	Rk
3-1	25 AUG	9:00	7	1 MERRIEN Florian (FRA)		<b>3:2</b> 9,-10,3,-11,4	<b>3:0</b> 8,7,8	4	1
2-1	25 AUG	19:20	7						
2-3	26 AUG	19:20	5	2 COPOLA Gabriel (ARG)	<b>2:3</b> -9,10,-3,11,-4		<b>3:2</b> -8,9,-5,9,18	3	2
				3 LAOWONG Anurak (THA)	<b>0:3</b> -8,-7,-8	<b>2:3</b> 8,-9,5,-9,-18		2	3

GROUP D

Match	Day	Time	Table	Name	1	2	3	Pts	Rk
3-1	25 AUG	9:40	6	1 BRUECHLE Thomas (GER)		<b>3:0</b> 10,6,9	<b>3:0</b> 5,3,8	4	1
2-1	25 AUG	20:00	6						
2-3	26 AUG	19:20	7	2 PETRUNIV Vasyi (UKR)	<b>0:3</b> -10,-6,-9		<b>1:3</b> 5,-11,-7,-9	2	3
				3 KOLEOSHO Ahmed (NGR)	<b>0:3</b> -5,-3,-8	<b>3:1</b> -5,11,7,9		3	2



Draw - Preliminary Round  
トーナメント表 - 予選ラウンド

GROUP E

Match	Day	Time	Table	Name	1	2	3	Pts	Rk
3-1	25 AUG	9:40	5	1 OEHGREN Alexander (SWE)		0:3 (w/o)	0:3 (w/o)	0	3
2-1	25 AUG	20:00	5						
2-3	26 AUG	20:00	5	2 GLINBANCHEUN Yuttajak (THA)	3:0 (W/O)		3:0 5,12,11	4	1
				3 ANDRADE de FREITAS David (BRA)	3:0 (W/O)	0:3 -5,-12,-11		3	2

GROUP F

Match	Day	Time	Table	Name	1	2	3	Pts	Rk
3-1	25 AUG	9:00	8	1 ZHAI Xiang (CHN)		3:0 5,3,7	3:0 2,3,7	4	1
2-1	25 AUG	19:20	8						
2-3	26 AUG	20:00	6	2 van EMBURGH Jenson (USA)	0:3 -5,-3,-7		3:0 6,3,2	3	2
				3 SVATOS Petr (CZE)	0:3 -2,-3,-7	0:3 -6,-3,-2		2	3

GROUP G

Match	Day	Time	Table	Name	1	2	3	Pts	Rk
3-1	25 AUG	9:40	7	1 ZHAO Ping (CHN)		3:0 (W/O)	3:1 7,9,-10,6	4	1
2-1	25 AUG	20:00	7						
2-3	26 AUG	19:20	8	2 KNAF Welder (BRA)	0:3 (w/o)		0:3 (w/o)	0	3
				3 JUDGE Colin (IRL)	1:3 -7,-9,10,-6	3:0 (W/O)		3	2

Qualification rule:

First and Second from each group will qualify for the Round of 16.

Legend:

Pts Points Rk Rank w/o Walkover (loser) W/O Walkover (winner)



Draw - Final Rounds  
トーナメント表 - 最終ラウンド

QUALIFIED FROM GROUPS				
Group	Rk	Name	NPC	Match Points
A	1	FENG Panfeng	CHN	4
B	1	SCHMIDBERGER Thomas	GER	4
C	1	MERRIEN Florian	FRA	4
D	1	BRUECHLE Thomas	GER	4
E	1	GLINBANCHEUN Yuttajak	THA	4
F	1	ZHAI Xiang	CHN	4
G	1	ZHAO Ping	CHN	4
A	2	NALEPKA Maciej	POL	3
B	2	TOPORKOV Vladimir	RPC	3
C	2	COPOLA Gabriel	ARG	3
D	2	KOLEOSHO Ahmed	NGR	3
E	2	ANDRADE de FREITAS David	BRA	3
F	2	van EMBURGH Jenson	USA	3
G	2	JUDGE Colin	IRL	3



Draw - Final Rounds  
トーナメント表 - 最終ラウンド

Round of 16	NPC Code	Quarterfinals	NPC Code	Semifinals	NPC Code	Finals	NPC Code
FENG Panfeng	CHN						
BYE		FENG Panfeng	CHN				
COPOLA Gabriel	ARG			FENG Panfeng	CHN		
GLINBANCHEUN Y	THA	GLINBANCHEUN Y	THA	3-0 (11:3, 11:3, 11:7)			
JUDGE Colin	IRL					FENG Panfeng	CHN
TOPORKOV Vladimir	RPC	TOPORKOV Vladimir	RPC	3-0 (11:8, 11:7, 14:12)		3-0 (11:6, 11:8, 11:6)	
van EMBURGH J	USA			van EMBURGH Jenson	USA		
BRUECHLE Thomas	GER	van EMBURGH Jenson	USA	3-0 (11:5, 11:7, 11:6)			
MERRIEN Florian	FRA						<b>GOLD</b>
ANDRADE DE FREIT.	BRA	MERRIEN Florian	FRA			FENG Panfeng	CHN
NALEPKA Maciej	POL			ZHAI Xiang	CHN	3-2 (11:9, 11:4, 8:11, 4:11, 11:9)	
ZHAI Xiang	CHN	ZHAI Xiang	CHN	3-2 (11:13, 5:11, 11:4, 11:3, 11:8)			
ZHAO Ping	CHN					SCHMIDBERGER T	GER
KOLEOSHO Ahmed	NGR	ZHAO Ping	CHN	3-1 (11:4, 11:3, 9:11, 11:6)		3-0 (11:9, 13:11, 11:6)	<b>SILVER</b>
BYE						SCHMIDBERGER T	GER
SCHMIDBERGER T	GER	SCHMIDBERGER T	GER	SCHMIDBERGER T	GER		<b>BRONZE</b>
				3-0 (11:5, 11:3, 11:8)			
						van EMBURGH Jenson	USA
						ZHAI Xiang	CHN

Legend:  
Rk Rank



## Match Results 試合結果

ORSI Matteo (ITA) **0-3** FENG Panfeng (CHN)

Game Summary		Match	Game 1	Game 2	Game 3	Game 4	Game 5
ORSI Matteo	ITA	0	6	6	5		
FENG Panfeng	CHN	3	11	11	11		
Duration:		18min	5min	5min	3min		

Match No.: 1 Table: 5

Umpires: GULLBERG Jens (DEN) DAIRA Hiroe (JPN)

Player Statistics	ORSI Matteo (ITA)					Match	FENG Panfeng (CHN)					Match
	Game						Game					
	1	2	3	4	5		1	2	3	4	5	
Points won	6	6	5			17	11	11	11			33
Biggest lead	-	1	1			1	5	6	6			6
Points won on own serve	4	2	4			10	7	4	7			18
Points lost on own serve	4	7	4			15	2	4	1			7
Most consecutive points won	2	2	3			3	4	6	6			6
Greatest deficit overcome	-	-	-			-	-	1	1			1
Handedness/Grip	/						/					

Game/Match Statistics	Game					Match
	1	2	3	4	5	
Longest rally (strokes)	17	11	14			17
Average rally	6	5	6			6

### Game Progress

1	ORSI Matteo (ITA)	0	0	*0	1	1	1	*1	2	3	3	*4	5	5	6	*6	6	6	6
	FENG Panfeng (CHN)	*0	1	2	2	*3	4	5	5	*5	6	6	6	*7	7	8	9	*10	11
2	ORSI Matteo (ITA)	*0	0	1	2	*2	3	3	3	*3	3	3	3	*4	4	4	5	*6	6
	FENG Panfeng (CHN)	0	1	*1	1	2	2	*3	4	5	6	*7	8	8	9	*10	10	10	11
3	ORSI Matteo (ITA)	0	0	*0	1	2	3	*3	3	4	4	*4	4	4	4	*4	5	5	
	FENG Panfeng (CHN)	*0	1	2	2	*2	2	3	4	*4	5	6	7	*8	9	10	10	11	

### Note:

The "Greatest deficit overcome" only applies when the player ends up winning the game.

### Legend:

\* Server

No. Number



## Match Results

試合結果

TOPORKOV Vladimir (RPC) **0-3** SCHMIDBERGER Thomas (GER)

Game Summary		Match	Game 1	Game 2	Game 3	Game 4	Game 5
TOPORKOV Vladimir	RPC	0	7	2	6		
SCHMIDBERGER Thomas	GER	3	11	11	11		
Duration:		22min	7min	5min	8min		

Match No.: 2 Table: 6

Umpires: RASINEN Asko (FIN) FUJIMOTO Shigeko (JPN)

Player Statistics	TOPORKOV Vladimir (RPC)					Match	SCHMIDBERGER Thomas (GER)					Match
	Game						Game					
	1	2	3	4	5		1	2	3	4	5	
Points won	7	2	6			15	11	11	11			33
Biggest lead	2	-	1			2	4	9	5			9
Points won on own serve	4	1	4			9	7	5	7			19
Points lost on own serve	4	6	4			14	3	1	2			6
Most consecutive points won	4	1	3			4	5	5	6			6
Greatest deficit overcome	-	-	-			-	2	-	1			2
Handedness/Grip	/						/					

Game/Match Statistics	Game					Match
	1	2	3	4	5	
Longest rally (strokes)	19	10	16			19
Average rally	5	5	4			5

### Game Progress

1	TOPORKOV Vladimir (RPC)	0	0	*0	1	1	2	*2	3	4	5	*6	6	6	6	*6	6	7	7	7
	SCHMIDBERGER Thomas (GER)	*0	1	2	2	*3	3	4	4	*4	4	4	5	*6	7	8	9	*9	10	11
2	TOPORKOV Vladimir (RPC)	*0	0	1	1	*1	1	1	1	*2	2	2	2	*2	2					
	SCHMIDBERGER Thomas (GER)	0	1	*1	2	3	4	*5	6	6	7	*8	9	10	11					
3	TOPORKOV Vladimir (RPC)	0	0	*0	1	1	2	*2	3	4	5	*5	6	6	6	*6	6	6	6	6
	SCHMIDBERGER Thomas (GER)	*0	1	2	2	*3	3	4	4	*4	4	5	5	*6	7	8	9	*10	11	

**Note:**  
The "Greatest deficit overcome" only applies when the player ends up winning the game.

**Legend:**  
\* Server **No.** Number



## Match Results

試合結果

LAOWONG Anurak (THA) 0-3 MERRIEN Florian (FRA)

Game Summary		Match	Game 1	Game 2	Game 3	Game 4	Game 5
LAOWONG Anurak	THA	0	8	7	8		
MERRIEN Florian	FRA	3	11	11	11		
Duration:		25min	7min	7min	7min		

Match No.: 3 Table: 7

Umpires: BENCSIK Imre (HUN) IBA Yoko (JPN)

Player Statistics	LAOWONG Anurak (THA)					Match	MERRIEN Florian (FRA)					Match
	Game						Game					
	1	2	3	4	5		1	2	3	4	5	
Points won	8	7	8			23	11	11	11			33
Biggest lead	1	-	-			1	3	4	4			4
Points won on own serve	3	5	5			13	4	8	6			18
Points lost on own serve	7	3	5			15	5	2	3			10
Most consecutive points won	3	2	3			3	4	3	4			4
Greatest deficit overcome	-	-	-			-	1	-	-			1
Handedness/Grip	/						/					

Game/Match Statistics	Game					Match
	1	2	3	4	5	
Longest rally (strokes)	18	19	8			19
Average rally	5	6	4			5

### Game Progress

1	LAOWONG Anurak (THA)	*0	0	0	0	*1	1	2	3	*4	4	4	5	*6	7	7	7	*7	7	8	8
	MERRIEN Florian (FRA)	0	1	*2	3	3	4	*4	4	4	5	*6	6	6	6	*7	8	9	10	*10	11
2	LAOWONG Anurak (THA)	0	0	*0	1	2	2	*2	3	3	4	*4	4	5	6	*6	7	7	7	7	
	MERRIEN Florian (FRA)	*0	1	2	2	*2	3	4	4	*5	5	6	7	*7	7	8	8	*9	10	11	
3	LAOWONG Anurak (THA)	*0	0	0	0	*0	1	2	3	*3	4	4	5	*5	6	6	7	*7	8	8	8
	MERRIEN Florian (FRA)	0	1	*2	3	4	4	*4	4	5	5	*6	6	7	7	*8	8	9	9	*10	11

### Note:

The "Greatest deficit overcome" only applies when the player ends up winning the game.

### Legend:

\* Server

No. Number





## Match Results 試合結果

KOLEOSHO Ahmed (NGR) **0-3** BRUECHLE Thomas (GER)

Game Summary		Match	Game 1	Game 2	Game 3	Game 4	Game 5
KOLEOSHO Ahmed	NGR	0	5	3	8		
BRUECHLE Thomas	GER	3	11	11	11		
Duration:		15min	5min	4min	6min		

Match No.: 5 Table: 6

Umpires: FOUCHARD Frederic (FRA) FUKUDA Tomoko (JPN)

Player Statistics	KOLEOSHO Ahmed (NGR)					Match	BRUECHLE Thomas (GER)					Match
	Game						Game					
	1	2	3	4	5		1	2	3	4	5	
Points won	5	3	8			16	11	11	11			33
Biggest lead	-	-	-			-	6	8	4			8
Points won on own serve	2	1	6			9	5	4	8			17
Points lost on own serve	6	7	3			16	3	2	2			7
Most consecutive points won	2	2	3			3	3	7	3			7
Greatest deficit overcome	-	-	-			-	-	-	-			-
Handedness/Grip	/						/					

Game/Match Statistics	Game					Match
	1	2	3	4	5	
Longest rally (strokes)	10	8	12			12
Average rally	4	5	5			5

### Game Progress

1	KOLEOSHO Ahmed (NGR)	0	0	*0	0	1	2	*2	3	3	3	*4	4	4	4	*5	5	5			
	BRUECHLE Thomas (GER)	*0	1	2	3	*3	3	4	4	*5	6	6	7	*8	9	9	10	11			
2	KOLEOSHO Ahmed (NGR)	*0	0	0	0	*1	1	2	3	*3	3	3	3	*3	3	3					
	BRUECHLE Thomas (GER)	0	1	*2	3	3	4	*4	4	5	6	*7	8	9	10	11					
3	KOLEOSHO Ahmed (NGR)	0	0	*1	1	2	2	*2	3	4	4	*4	4	5	5	*5	6	7	8	*8	8
	BRUECHLE Thomas (GER)	*0	1	1	2	*2	3	4	4	*4	5	6	7	*7	8	9	9	*9	9	10	11

**Note:**  
The "Greatest deficit overcome" only applies when the player ends up winning the game.

**Legend:**  
\* Server **No.** Number



### Match Results

試合結果

**ANDRADE de FREITAS David (BRA)**

**3-0  
W/O**

**OEHGREN Alexander (SWE)**

Match No : MS36 Table : 5

Umpires : SELIG Gert (GER) HIGASHIJIMA Masae (JPN)

**Legend:**

**No.** Number

**W/O** Walkover



## Match Results 試合結果

SVATOS Petr (CZE) **0-3** ZHAI Xiang (CHN)

Game Summary		Match	Game 1	Game 2	Game 3	Game 4	Game 5
SVATOS Petr	CZE	0	2	3	7		
ZHAI Xiang	CHN	3	11	11	11		
Duration:		13min	3min	5min	5min		

Match No.: 4 Table: 8

Umpires: IOKI Setsuko (JPN) SHIBATA Keiko (JPN)

Player Statistics	SVATOS Petr (CZE)					Match	ZHAI Xiang (CHN)					Match
	Game						Game					
	1	2	3	4	5		1	2	3	4	5	
Points won	2	3	7			12	11	11	11			33
Biggest lead	-	1	1			1	9	8	5			9
Points won on own serve	1	2	2			5	6	5	5			16
Points lost on own serve	5	6	6			17	1	1	5			7
Most consecutive points won	1	1	2			2	6	9	3			9
Greatest deficit overcome	-	-	-			-	-	1	1			1
Handedness/Grip	/						/					

Game/Match Statistics	Game					Match
	1	2	3	4	5	
Longest rally (strokes)	11	12	13			13
Average rally	4	5	7			5

### Game Progress

1	SVATOS Petr (CZE)	0	0	*1	1	1	1	*1	2	2	2	*2	2	2	2	ZHAI Xiang (CHN)	*0	1	1	2	*3	4	5	5	*6	7	8	9	*10	11										
2	SVATOS Petr (CZE)	*0	1	1	1	*1	1	1	1	*1	1	1	2	*2	3	3	ZHAI Xiang (CHN)	0	0	*1	2	3	4	*5	6	7	8	*9	9	10	10	11								
3	SVATOS Petr (CZE)	0	1	*1	1	1	2	*2	2	3	3	*4	4	4	4	*5	5	6	7	7	ZHAI Xiang (CHN)	*0	0	1	2	*3	3	4	5	*5	6	6	7	*8	9	9	10	*10	10	11

### Note:

The "Greatest deficit overcome" only applies when the player ends up winning the game.

### Legend:

\* Server

No. Number



Match Results  
試合結果

JUDGE Colin (IRL) 1-3 ZHAO Ping (CHN)

Game Summary		Match	Game 1	Game 2	Game 3	Game 4	Game 5
JUDGE Colin	IRL	1	7	9	12	6	
ZHAO Ping	CHN	3	11	11	10	11	
Duration:		28min	5min	6min	7min	6min	

Match No.: 7 Table: 7

Umpires: GRIAZNOVA Liudmila (RUS) IGARASHI Kumiko (JPN)

Player Statistics	JUDGE Colin (IRL)					Match	ZHAO Ping (CHN)					Match
	Game						Game					
	1	2	3	4	5		1	2	3	4	5	
Points won	7	9	12	6		34	11	11	10	11		43
Biggest lead	1	2	2	1		2	4	2	2	5		5
Points won on own serve	3	4	7	3		17	6	5	6	5		22
Points lost on own serve	5	6	4	6		21	4	5	5	3		17
Most consecutive points won	2	3	3	2		3	4	3	2	4		4
Greatest deficit overcome	-	-	2	-		2	1	2	-	1		2
Handedness/Grip	/						/					

Game/Match Statistics	Game				Match
	1	2	3	4	
Longest rally (strokes)	14	17	19	17	19
Average rally	7	7	8	7	7

Game Progress

1	JUDGE Colin (IRL)	0	0	*1	1	2	3	*3	4	4	5	*5	5	5	5	*6	6	7	7	7				
	ZHAO Ping (CHN)	*0	1	1	2	*2	2	3	3	*4	4	5	6	*7	8	8	9	*9	10	11				
2	JUDGE Colin (IRL)	*0	1	1	1	*2	3	3	3	*4	4	5	6	*7	7	7	7	*8	8	9	9	9		
	ZHAO Ping (CHN)	0	0	*1	2	2	2	*3	4	4	5	*5	5	5	6	*7	8	8	9	*9	10	11		
3	JUDGE Colin (IRL)	0	0	*1	2	2	2	*3	3	4	4	*4	5	6	7	*7	8	8	9	*9	10	10	*11	12
	ZHAO Ping (CHN)	*0	1	1	1	*2	3	3	4	*4	5	6	6	*6	6	7	7	*8	8	9	9	*10	10	10
4	JUDGE Colin (IRL)	*0	0	1	2	*2	2	2	2	*3	3	4	4	*4	5	5	6	*6	6					
	ZHAO Ping (CHN)	0	1	*1	1	2	3	*4	5	5	6	*6	7	8	8	*9	9	10	11					

**Note:**  
The "Greatest deficit overcome" only applies when the player ends up winning the game.

**Legend:**  
\* Server  
No. Number



## Match Results 試合結果

NALEPKA Maciej (POL) **0-3** FENG Panfeng (CHN)

Game Summary		Match	Game 1	Game 2	Game 3	Game 4	Game 5
NALEPKA Maciej	POL	0	3	5	5		
FENG Panfeng	CHN	3	11	11	11		
Duration:		14min	4min	5min	4min		

Match No.: 8 Table: 5

Umpires: SELIG Gert (GER) HIGASHIJIMA Masae (JPN)

Player Statistics	NALEPKA Maciej (POL)					Match	FENG Panfeng (CHN)					Match
	Game						Game					
	1	2	3	4	5		1	2	3	4	5	
Points won	3	5	5			13	11	11	11			33
Biggest lead	-	3	-			3	8	6	6			8
Points won on own serve	2	1	3			6	5	4	6			15
Points lost on own serve	6	7	5			18	1	4	2			7
Most consecutive points won	2	3	2			3	5	9	4			9
Greatest deficit overcome	-	-	-			-	-	3	-			3
Handedness/Grip	/						/					

Game/Match Statistics	Game					Match
	1	2	3	4	5	
Longest rally (strokes)	9	20	21			21
Average rally	5	6	6			6

### Game Progress

1	NALEPKA Maciej (POL)	*0	0	0	0	*0	0	1	2	*2	2	3	3	*3	3	3		
	FENG Panfeng (CHN)	0	1	*2	3	4	5	*5	5	6	7	*7	8	9	10	11		
2	NALEPKA Maciej (POL)	0	1	*2	2	2	3	*4	5	5	5	*5	5	5	5	*5	5	5
	FENG Panfeng (CHN)	*0	0	0	1	*2	2	2	2	*3	4	5	6	*7	8	9	10	11
3	NALEPKA Maciej (POL)	*0	0	0	1	*1	1	1	1	*2	2	3	3	*3	4	5	5	5
	FENG Panfeng (CHN)	0	1	*2	2	3	4	*5	6	6	7	*7	8	9	9	*9	10	11

### Note:

The "Greatest deficit overcome" only applies when the player ends up winning the game.

### Legend:

\* Server

No. Number



## Match Results 試合結果

BAEK Youngbok (KOR) 0-3 SCHMIDBERGER Thomas (GER)

Game Summary		Match	Game 1	Game 2	Game 3	Game 4	Game 5
BAEK Youngbok	KOR	0	6	5	11		
SCHMIDBERGER Thomas	GER	3	11	11	13		
Duration:		23min	6min	5min	8min		

Match No.: 9 Table: 6

Umpires: GRIAZNOVA Liudmila (RUS) IGARASHI Kumiko (JPN)

Player Statistics	BAEK Youngbok (KOR)					Match	SCHMIDBERGER Thomas (GER)					Match
	Game						Game					
	1	2	3	4	5		1	2	3	4	5	
Points won	6	5	11			22	11	11	13			35
Biggest lead	1	-	1			1	5	6	4			6
Points won on own serve	4	4	7			15	6	7	8			21
Points lost on own serve	5	4	5			14	2	1	4			7
Most consecutive points won	2	2	5			5	3	4	4			4
Greatest deficit overcome	-	-	-			-	1	-	1			1
Handedness/Grip						/						/

Game/Match Statistics	Game					Match
	1	2	3	4	5	
Longest rally (strokes)	15	14	18			18
Average rally	5	5	6			5

### Game Progress

1	BAEK Youngbok (KOR)	*0	1	1	1	*1	2	3	3	*4	4	4	4	*5	5	6	6	*6	6							
	SCHMIDBERGER Thomas (GER)	0	0	*1	2	3	3	*3	4	4	5	*6	7	7	8	*8	9	10	11							
2	BAEK Youngbok (KOR)	0	0	*0	1	2	2	*2	2	2	3	*3	3	4	4	*4	5	5								
	SCHMIDBERGER Thomas (GER)	*0	1	2	2	*2	3	4	5	*6	6	7	8	*8	9	10	10	11								
3	BAEK Youngbok (KOR)	*0	0	1	1	*1	2	2	2	*3	4	5	5	*5	5	5	6	*7	8	9	10	*10	11	*11	11	11
	SCHMIDBERGER Thomas (GER)	0	1	*1	2	3	3	*4	5	5	5	*5	6	7	8	*9	9	9	9	*9	9	10	*10	11	*12	13

**Note:**  
The "Greatest deficit overcome" only applies when the player ends up winning the game.

**Legend:**  
\* Server  
No. Number



## Match Results

試合結果

COPOLA Gabriel (ARG) 2-3 MERRIEN Florian (FRA)

Game Summary		Match	Game 1	Game 2	Game 3	Game 4	Game 5
COPOLA Gabriel	ARG	2	9	12	3	13	4
MERRIEN Florian	FRA	3	11	10	11	11	11
Duration:		32min	7min	7min	4min	7min	6min

Match No.: 10 Table: 7

Umpires: KAMIYA Akiko (JPN) TANAKA Rieko (JPN)

Player Statistics	COPOLA Gabriel (ARG)						MERRIEN Florian (FRA)					
	Game					Match	Game					Match
	1	2	3	4	5		1	2	3	4	5	
Points won	9	12	3	13	4	41	11	10	11	11	11	54
Biggest lead	1	2	-	4	-	4	3	2	10	1	7	10
Points won on own serve	4	5	2	6	4	21	5	4	7	5	8	29
Points lost on own serve	6	6	4	6	3	25	5	7	1	7	0	20
Most consecutive points won	2	3	3	4	2	4	4	3	10	4	4	10
Greatest deficit overcome	-	2	-	1	-	2	1	-	-	-	-	1
Handedness/Grip	/						/					

Game/Match Statistics	Game					Match
	1	2	3	4	5	
Longest rally (strokes)	10	15	10	15	16	16
Average rally	5	6	4	5	6	5

### Game Progress

1	COPOLA Gabriel (ARG)	0	0	*1	1	2	2	*3	4	4	5	*5	5	5	5	*6	7	7	7	*8	9	9				
	MERRIEN Florian (FRA)	*0	1	1	2	*2	3	3	3	*4	4	5	6	*7	8	8	8	*9	10	10	10	11				
2	COPOLA Gabriel (ARG)	*0	1	1	1	*1	2	2	3	*4	5	5	6	*7	7	7	8	*8	9	9	9	*10	11	12		
	MERRIEN Florian (FRA)	0	0	*1	2	3	3	*4	4	4	4	*5	5	5	6	*7	7	8	8	*9	10	10	*10	10		
3	COPOLA Gabriel (ARG)	0	0	*0	0	0	0	*0	0	0	0	*0	1	2	3	3										
	MERRIEN Florian (FRA)	*0	1	2	3	*4	5	6	7	*8	9	10	10	*10	10	11										
4	COPOLA Gabriel (ARG)	*0	0	1	2	*3	3	4	4	*4	5	6	7	*8	8	8	9	*10	10	10	10	*10	11	*11	12	13
	MERRIEN Florian (FRA)	0	1	*1	1	1	2	*2	3	4	4	*4	4	4	5	*6	6	6	7	*8	9	10	*10	11	*11	11
5	COPOLA Gabriel (ARG)	0	0	*0	0	1	1	*1	2	3	3	*3	4	4	4	*4	4									
	MERRIEN Florian (FRA)	*0	1	2	3	*3	4	5	5	*5	6	7	7	*8	9	10	11									

**Note:**  
The "Greatest deficit overcome" only applies when the player ends up winning the game.

**Legend:**  
\* Server  
No. Number



## Match Results 試合結果

PETRUNIV Vasyi (UKR) 0-3 BRUECHLE Thomas (GER)

Game Summary		Match	Game 1	Game 2	Game 3	Game 4	Game 5
PETRUNIV Vasyi	UKR	0	10	6	9		
BRUECHLE Thomas	GER	3	12	11	11		
Duration:		20min	6min	5min	6min		

Match No.: 12 Table: 6

Umpires: FUJIMOTO Shigeko (JPN) RASINEN Asko (FIN)

Player Statistics	PETRUNIV Vasyi (UKR)					Match	BRUECHLE Thomas (GER)					Match
	Game						Game					
	1	2	3	4	5		1	2	3	4	5	
Points won	10	6	9			25	12	11	11			34
Biggest lead	1	-	5			5	4	5	2			5
Points won on own serve	5	6	6			17	6	9	7			22
Points lost on own serve	6	2	4			12	5	0	3			8
Most consecutive points won	4	2	5			5	4	3	7			7
Greatest deficit overcome	-	-	-			-	1	-	5			5
Handedness/Grip						/						/

Game/Match Statistics	Game					Match
	1	2	3	4	5	
Longest rally (strokes)	18	16	18			18
Average rally	7	6	7			7

### Game Progress

1	PETRUNIV Vasyi (UKR)	*0	1	1	1	*2	2	2	2	*2	3	3	4	*5	6	7	7	*8	9	9	10	*10	10	10
	BRUECHLE Thomas (GER)	0	0	*1	2	2	3	*4	5	6	6	*7	7	7	7	*7	8	8	8	*9	9	10	*11	12
2	PETRUNIV Vasyi (UKR)	0	0	*0	0	1	1	*1	2	3	3	*3	4	5	5	*5	6	6	6					
	BRUECHLE Thomas (GER)	*0	1	2	3	*3	4	5	5	*5	6	7	7	*7	8	9	9	*10	11					
3	PETRUNIV Vasyi (UKR)	*0	1	2	2	*2	3	4	5	*6	7	7	8	*8	9	9	9	*9	9	9	9	9	9	9
	BRUECHLE Thomas (GER)	0	0	*0	1	2	2	*2	2	2	2	*3	3	4	4	*5	6	7	8	*9	10	11		

### Note:

The "Greatest deficit overcome" only applies when the player ends up winning the game.

### Legend:

\* Server

No. Number





## Match Results

試合結果

**GLINBANCHEUN Yuttajak (THA)**

**3-0  
W/O**

**OEHGREN Alexander (SWE)**

Match No : MS313 Table : 5

Umpires : FERREIRA Maria (BRA) CHOI Chang Seong (KOR)

**Legend:**

**No.** Number

**W/O** Walkover



Match Results  
試合結果

van EMBURGH Jenson (USA) 0-3 ZHAI Xiang (CHN)

Game Summary		Match	Game 1	Game 2	Game 3	Game 4	Game 5
van EMBURGH Jenson	USA	0	5	3	7		
ZHAI Xiang	CHN	3	11	11	11		
Duration:		16min	5min	5min	6min		

Match No.: 11 Table: 8

Umpires: FOUCHARD Frederic (FRA) FUKUDA Tomoko (JPN)

Player Statistics	van EMBURGH Jenson (USA)					Match	ZHAI Xiang (CHN)					Match
	Game						Game					
	1	2	3	4	5		1	2	3	4	5	
Points won	5	3	7			15	11	11	11			33
Biggest lead	-	-	2			2	7	8	4			8
Points won on own serve	3	2	3			8	6	5	6			17
Points lost on own serve	5	6	5			16	2	1	4			7
Most consecutive points won	2	3	3			3	5	8	4			8
Greatest deficit overcome	-	-	-			-	-	-	2			2
Handedness/Grip	/						/					

Game/Match Statistics	Game					Match
	1	2	3	4	5	
Longest rally (strokes)	11	20	18			20
Average rally	5	8	6			6

Game Progress

1	van EMBURGH Jenson (USA)	0	0	*0	1	1	1	*2	2	2	2	*2	2	3	3	*4	5	5		
	ZHAI Xiang (CHN)	*0	1	2	2	*3	4	4	5	*6	7	8	9	*9	10	10	10	11		
2	van EMBURGH Jenson (USA)	*0	0	0	0	*1	2	3	3	*3	3	3	3	*3	3	3				
	ZHAI Xiang (CHN)	0	1	*2	3	3	3	*3	4	5	6	*7	8	9	10	11				
3	van EMBURGH Jenson (USA)	0	1	*1	2	2	3	*3	3	4	5	*6	6	6	6	*6	7	7	7	7
	ZHAI Xiang (CHN)	*0	0	1	1	*2	2	3	4	*4	4	4	5	*6	7	8	8	*9	10	11

Note:

The "Greatest deficit overcome" only applies when the player ends up winning the game.

Legend:

\* Server No. Number



## Match Results

試合結果

KNAF Welder (BRA)      **0-3**      ZHAO Ping (CHN)  
                                         **W/O**

Match No : MS314    Table : 7

Umpires : YAMAGUCHI Yumi (JPN) KONNO Kazuko (JPN)

**Legend:**

**No.**    Number

**W/O**    Walkover



## Match Results 試合結果

NALEPKA Maciej (POL) 3-1 ORSI Matteo (ITA)

Game Summary		Match	Game 1	Game 2	Game 3	Game 4	Game 5
NALEPKA Maciej	POL	3	6	11	13	11	
ORSI Matteo	ITA	1	11	8	11	3	
Duration:		31min	5min	6min	13min	5min	

Match No.: 15 Table: 6

Umpires: YAMAGUCHI Yumi (JPN) FUKUDA Tomoko (JPN)

Player Statistics	NALEPKA Maciej (POL)					Match	ORSI Matteo (ITA)					Match
	Game						Game					
	1	2	3	4	5		1	2	3	4	5	
Points won	6	11	13	11		41	11	8	11	3		33
Biggest lead	1	4	2	8		8	5	2	1	-		5
Points won on own serve	3	6	7	5		21	4	6	6	2		18
Points lost on own serve	7	2	5	1		15	3	5	6	6		20
Most consecutive points won	2	4	3	7		7	6	3	2	3		6
Greatest deficit overcome	-	2	1	-		2	1	-	-			1
Handedness/Grip	/						/					

Game/Match Statistics	Game					Match
	1	2	3	4	5	
Longest rally (strokes)	11	11	12	9		12
Average rally	5	5	5	4		4

### Game Progress

1	NALEPKA Maciej (POL)	*0	0	1	1	*2	3	3	3	*3	3	3	3	*4	5	5	5	*6	6							
	ORSI Matteo (ITA)	0	1	*1	2	2	2	*3	4	5	6	7	*8	8	8	*9	10	10	11							
2	NALEPKA Maciej (POL)	0	0	*0	1	2	3	*4	4	4	4	*5	6	7	8	*8	9	10	10	*10	11					
	ORSI Matteo (ITA)	*0	1	2	*2	2	2	2	3	*4	5	5	5	*5	5	6	6	*6	7	8	8					
3	NALEPKA Maciej (POL)	*0	1	1	1	*2	2	3	4	*4	5	6	6	*6	7	7	7	*8	8	9	10	*10	10	*11	12	13
	ORSI Matteo (ITA)	0	0	*1	2	2	3	*3	3	4	4	*4	5	6	6	*7	8	8	9	*9	9	10	*11	11	*11	11
4	NALEPKA Maciej (POL)	0	1	*2	3	4	4	*4	4	5	6	*7	8	9	10	11										
	ORSI Matteo (ITA)	*0	0	0	0	*0	1	2	3	*3	3	3	3	*3	3	3										

**Note:**  
The "Greatest deficit overcome" only applies when the player ends up winning the game.

**Legend:**  
\* Server  
No. Number



## Match Results 試合結果

BAEK Youngbok (KOR) 2-3 TOPORKOV Vladimir (RPC)

Game Summary		Match	Game 1	Game 2	Game 3	Game 4	Game 5
BAEK Youngbok	KOR	2	11	5	11	8	6
TOPORKOV Vladimir	RPC	3	8	11	8	11	11
Duration:		52min	8min	8min	10min	9min	10min

Match No.: 19 Table: 7

Umpires: IGARASHI Kumiko (JPN) IOKI Setsuko (JPN)

Player Statistics	BAEK Youngbok (KOR)						TOPORKOV Vladimir (RPC)					
	Game					Match	Game					Match
	1	2	3	4	5		1	2	3	4	5	
Points won	11	5	11	8	6	41	8	11	8	11	11	49
Biggest lead	5	1	4	-	-	5	-	6	2	4	5	6
Points won on own serve	6	1	5	2	2	16	4	4	3	4	4	19
Points lost on own serve	4	7	5	7	7	30	5	4	6	6	4	25
Most consecutive points won	3	2	4	4	2	4	3	6	4	4	4	6
Greatest deficit overcome	-	-	2	-	-	2	-	1	-	-	-	1
Handedness/Grip	/						/					

Game/Match Statistics	Game					Match
	1	2	3	4	5	
Longest rally (strokes)	13	17	10	19	16	19
Average rally	4	6	5	7	7	6

### Game Progress

1	BAEK Youngbok (KOR)	*0	1	2	3	*3	4	4	5	*6	7	7	8	*8	9	9	9	*9	10	10	11
	TOPORKOV Vladimir (RPC)	0	0	*0	0	1	1	*2	2	2	2	*3	3	4	4	*5	6	7	7	*8	8
2	BAEK Youngbok (KOR)	0	0	*1	2	2	2	*3	3	3	3	*3	3	3	4	*5	5	5			
	TOPORKOV Vladimir (RPC)	*0	1	1	1	*2	3	3	4	*5	6	7	8	*9	9	9	10	11			
3	BAEK Youngbok (KOR)	*0	1	2	2	*2	2	2	3	*3	4	5	6	*7	7	8	9	*10	10	10	11
	TOPORKOV Vladimir (RPC)	0	0	*0	1	2	3	*4	4	5	5	*5	5	5	6	*6	6	6	7	*8	8
4	BAEK Youngbok (KOR)	0	0	*1	1	1	1	*2	2	2	3	*4	5	6	6	*6	6	6	7	*8	8
	TOPORKOV Vladimir (RPC)	*0	1	1	2	*3	4	4	5	*6	6	6	6	*6	7	8	9	*10	10	10	11
5	BAEK Youngbok (KOR)	*0	0	1	1	*2	2	2	2	*2	3	3	4	*5	5	5	6	*6	6	6	6
	TOPORKOV Vladimir (RPC)	0	1	*1	2	2	3	*4	5	6	6	*7	7	7	8	*9	9	10	11		

### Note:

The "Greatest deficit overcome" only applies when the player ends up winning the game.

### Legend:

\* Server

No. Number



## Match Results 試合結果

**COPOLA Gabriel (ARG) 3-2 LAOWONG Anurak (THA)**

Game Summary		Match	Game 1	Game 2	Game 3	Game 4	Game 5
COPOLA Gabriel	ARG	3	8	11	5	11	20
LAOWONG Anurak	THA	2	11	9	11	9	18
Duration:		45min	6min	4min	5min	4min	14min

Match No.: 16 Table: 5

Umpires: BOGREN Ingrid (SWE) TANAKA Rieko (JPN)

Player Statistics	COPOLA Gabriel (ARG)						LAOWONG Anurak (THA)					
	Game					Match	Game					Match
	1	2	3	4	5		1	2	3	4	5	
Points won	8	11	5	11	20	55	11	9	11	9	18	58
Biggest lead	2	4	-	2	2	4	3	2	6	3	3	6
Points won on own serve	4	5	3	5	10	27	6	4	6	4	9	29
Points lost on own serve	5	5	5	5	9	29	4	6	2	6	10	28
Most consecutive points won	3	6	1	5	4	6	5	3	5	3	3	5
Greatest deficit overcome	-	2	-	3	3	3	2	-	-	-	-	2
Handedness/Grip	/						/					

Game/Match Statistics	Game					Match
	1	2	3	4	5	
Longest rally (strokes)	10	9	15	20	21	21
Average rally	5	5	6	6	8	6

### Game Progress

1	COPOLA Gabriel (ARG)	0	0	*1	2	3	3	*3	4	4	5	*6	6	7	7	*7	7	7	*8	8							
	LAOWONG Anurak (THA)	*0	1	1	1	*1	2	3	3	*4	4	4	5	*5	6	7	8	*9	10	10	11						
2	COPOLA Gabriel (ARG)	*0	1	1	2	*2	2	2	3	*4	5	6	7	*8	8	9	9	*9	10	10	10	11					
	LAOWONG Anurak (THA)	0	0	*1	1	2	3	*4	4	4	4	*4	4	4	5	*5	6	7	7	*8	9	9					
3	COPOLA Gabriel (ARG)	0	0	*1	1	1	1	*1	1	2	2	*2	3	3	4	*4	5	5									
	LAOWONG Anurak (THA)	*0	1	1	2	*3	4	5	6	*6	7	8	8	*9	9	10	10	11									
4	COPOLA Gabriel (ARG)	*0	1	1	1	*1	2	2	3	*3	3	4	5	*6	7	8	8	*9	9	9	10	11					
	LAOWONG Anurak (THA)	0	0	*1	2	3	3	*4	4	5	6	*6	6	6	6	*6	7	7	8	*9	9	9					
5	COPOLA Gabriel (ARG)	0	0	*0	0	1	1	*2	3	3	4	*4	5	6	6	*6	6	7	8	*9	10	10	*10	11	*12	12	*13
	LAOWONG Anurak (THA)	*0	1	2	3	*3	4	4	4	*5	5	6	6	*6	7	8	9	*9	9	9	9	*10	11	*11	11	*12	12
		13	*13	14	*15	15	*16	16	*17	17	*17	18	*19	20													
		*13	14	*14	14	*15	15	*16	16	*17	18	*18	18	18													

**Note:**  
The "Greatest deficit overcome" only applies when the player ends up winning the game.

**Legend:**  
\* Server  
No. Number



## Match Results 試合結果

PETRUNIV Vasyi (UKR) 1-3 KOLEOSHO Ahmed (NGR)

Game Summary		Match	Game 1	Game 2	Game 3	Game 4	Game 5
PETRUNIV Vasyi	UKR	1	11	11	7	9	
KOLEOSHO Ahmed	NGR	3	5	13	11	11	
Duration:		30min	6min	7min	7min	7min	

Match No.: 17 Table: 7

Umpires: KHALILI MARANDI Pari (MAS) HERMANS Michel (BEL)

Player Statistics	PETRUNIV Vasyi (UKR)					Match	KOLEOSHO Ahmed (NGR)					Match
	Game						Game					
	1	2	3	4	5		1	2	3	4	5	
Points won	11	11	7	9		38	5	13	11	11		40
Biggest lead	6	1	-	3		6	-	3	6	2		6
Points won on own serve	5	6	3	3		17	2	8	4	4		18
Points lost on own serve	3	5	7	7		22	6	5	4	6		21
Most consecutive points won	3	4	3	4		4	2	3	4	5		5
Greatest deficit overcome	-	-	-	-		-	-	1	-	3		3
Handedness/Grip	/						/					

Game/Match Statistics	Game					Match
	1	2	3	4	5	
Longest rally (strokes)	9	9	16	13		16
Average rally	4	3	6	5		4

### Game Progress

1	PETRUNIV Vasyi (UKR)	*0	1	2	2	*3	3	4	5	*6	6	7	8	*8	8	9	10	11								
	KOLEOSHO Ahmed (NGR)	0	0	*0	1	1	2	*2	2	2	3	*3	3	4	5	*5	5	5								
2	PETRUNIV Vasyi (UKR)	0	1	*1	2	2	2	*2	3	3	4	*4	5	6	6	*7	7	7	7	*8	9	10	11	11	*11	11
	KOLEOSHO Ahmed (NGR)	*0	0	1	1	*2	3	4	4	*5	5	6	6	*6	7	7	8	*9	10	10	10	*10	10	11	12	13
3	PETRUNIV Vasyi (UKR)	*0	0	0	1	*1	1	1	2	*2	3	4	4	*4	4	4	5	*6	7	7						
	KOLEOSHO Ahmed (NGR)	0	1	*2	2	3	4	*5	5	6	6	*6	7	8	9	*10	10	10	10	11						
4	PETRUNIV Vasyi (UKR)	0	0	*1	2	2	3	*3	3	4	5	*6	7	7	7	*7	7	7	8	*9	9	9	9	9		
	KOLEOSHO Ahmed (NGR)	*0	1	1	1	*2	2	3	4	*4	4	4	4	*5	6	7	8	*9	9	9	10	11				

### Note:

The "Greatest deficit overcome" only applies when the player ends up winning the game.

### Legend:

\* Server

No. Number



## Match Results 試合結果

**GLINBANCHEUN Yuttajak (THA) 3-0 ANDRADE de FREITAS David (BRA)**

Game Summary		Match	Game 1	Game 2	Game 3	Game 4	Game 5
GLINBANCHEUN Yuttajak	THA	3	11	14	13		
ANDRADE de FREITAS David	BRA	0	5	12	11		
Duration:		20min	4min	8min	7min		

Match No.: 20 Table: 5  
Umpires: ALIOTTA Esther (USA) NG Tsz Kin (HKG)

Player Statistics	GLINBANCHEUN Yuttajak (THA)					Match	ANDRADE de FREITAS David (BRA)					Match
	Game						Game					
	1	2	3	4	5		1	2	3	4	5	
Points won	11	14	13			38	5	12	11			28
Biggest lead	8	2	2			8	-	2	3			3
Points won on own serve	7	5	7			19	4	4	6			14
Points lost on own serve	1	8	5			14	4	9	6			19
Most consecutive points won	6	3	4			6	3	4	3			4
Greatest deficit overcome	-	2	3			3	-	-	-			-
Handedness/Grip	/						/					

Game/Match Statistics	Game					Match
	1	2	3	4	5	
Longest rally (strokes)	11	12	19			19
Average rally	4	5	6			5

### Game Progress

1	GLINBANCHEUN Yuttajak (THA)	*0	1	2	3	*4	5	6	6	*7	8	9	9	*9	9	10	10	11									
	ANDRADE de FREITAS David (BRA)	0	0	*0	0	0	0	*0	1	1	1	*1	2	3	4	*4	5	5									
2	GLINBANCHEUN Yuttajak (THA)	0	0	*1	2	2	3	*4	4	5	5	*5	5	5	6	*7	7	8	9	*10	10	10	*10	11	*12	12	*13
	ANDRADE de FREITAS David (BRA)	*0	1	1	1	*2	2	2	3	*3	4	5	6	*7	7	7	8	*8	8	8	9	*10	11	*11	11	*12	12
		14																									
		12																									
3	GLINBANCHEUN Yuttajak (THA)	*0	1	1	1	*1	2	3	3	*4	4	5	5	*6	6	6	6	*7	8	9	10	*10	10	*11	12	13	
	ANDRADE de FREITAS David (BRA)	0	0	*1	2	3	3	*3	4	4	5	*5	6	6	7	*8	9	9	9	*9	9	10	*11	11	*11	11	

**Note:**  
The "Greatest deficit overcome" only applies when the player ends up winning the game.

**Legend:**  
\* Server  
No. Number





## Match Results 試合結果

van EMBURGH Jenson (USA) 3-0 SVATOS Petr (CZE)

Game Summary		Match	Game 1	Game 2	Game 3	Game 4	Game 5
van EMBURGH Jenson	USA	3	11	11	11		
SVATOS Petr	CZE	0	6	3	2		
Duration:		14min	4min	4min	4min		

Match No.: 21 Table: 6

Umpires: SAMAL Jiban Ballav (IND) ZAKI Khaled (EGY)

Player Statistics	van EMBURGH Jenson (USA)					Match	SVATOS Petr (CZE)					Match	
	Game						Match	Game					
	1	2	3	4	5			1	2	3	4		5
Points won	11	11	11			33	6	3	2			11	
Biggest lead	5	8	9			9	1	1	-			1	
Points won on own serve	7	6	6			19	4	3	1			8	
Points lost on own serve	2	0	1			3	4	5	5			14	
Most consecutive points won	5	4	9			9	3	1	1			3	
Greatest deficit overcome	1	1	-			1	-	-	-			-	
Handedness/Grip						/						/	

Game/Match Statistics	Game					Match
	1	2	3	4	5	
Longest rally (strokes)	8	18	8			18
Average rally	4	6	5			5

### Game Progress

1	van EMBURGH Jenson (USA)	*0	1	2	2	*2	2	3	4	*5	6	7	7	*8	9	9	9	*10	11
	SVATOS Petr (CZE)	0	0	*0	1	2	3	*3	3	3	3	*3	4	4	4	*5	6	6	6
2	van EMBURGH Jenson (USA)	0	0	*1	2	3	3	*4	5	6	7	*7	8	9	10	11			
	SVATOS Petr (CZE)	*0	1	1	1	*1	2	2	2	*2	2	3	3	*3	3	3			
3	van EMBURGH Jenson (USA)	*0	1	1	2	*2	3	4	5	*6	7	8	9	*10	11				
	SVATOS Petr (CZE)	0	0	*1	1	2	2	*2	2	2	2	*2	2	2	2				

### Note:

The "Greatest deficit overcome" only applies when the player ends up winning the game.

### Legend:

\* Server

No. Number



Match Results  
試合結果

KNAF Welder (BRA)      **0-3**      JUDGE Colin (IRL)  
                                         **W/O**

Match No : MS318    Table : 8

Umpires : DAIRA Hiroe (JPN) KONNO Kazuko (JPN)

Legend:

No.	Number	W/O	Walkover
-----	--------	-----	----------



## Match Results 試合結果

COPOLA Gabriel (ARG) **0-3** GLINBANCHEUN Yuttajak (THA)

Game Summary		Match	Game 1	Game 2	Game 3	Game 4	Game 5
COPOLA Gabriel	ARG	0	8	7	12		
GLINBANCHEUN Yuttajak	THA	3	11	11	14		
Duration:		20min	5min	5min	8min		

Match No.: 23 Table: 7

Umpires: BOGREN Ingrid (SWE) PICHARDO Luz (DOM)

Player Statistics	COPOLA Gabriel (ARG)					Match	GLINBANCHEUN Yuttajak (THA)					Match
	Game						Game					
	1	2	3	4	5		1	2	3	4	5	
Points won	8	7	12			27	11	11	14			36
Biggest lead	-	1	6			6	5	5	2			5
Points won on own serve	5	5	5			15	7	6	6			19
Points lost on own serve	4	5	8			17	3	2	7			12
Most consecutive points won	4	2	6			6	3	4	4			4
Greatest deficit overcome	-	-	-			-	-	1	6			6
Handedness/Grip	/						/					

Game/Match Statistics	Game					Match
	1	2	3	4	5	
Longest rally (strokes)	11	13	20			20
Average rally	4	5	6			5

### Game Progress

1	COPOLA Gabriel (ARG)	0	0	*0	0	1	1	*1	1	2	3	*4	5	5	5	*5	6	7	7	*8	8						
	GLINBANCHEUN Yuttajak (THA)	*0	1	2	3	*3	4	5	6	*6	6	6	*7	8	9	9	*9	10	10	11							
2	COPOLA Gabriel (ARG)	*0	0	1	1	*2	3	3	3	*3	4	4	4	*4	4	5	5	*6	7	7							
	GLINBANCHEUN Yuttajak (THA)	0	1	*1	2	2	2	*3	4	5	5	*6	7	8	9	*9	10	10	10	11							
3	COPOLA Gabriel (ARG)	0	1	*2	3	4	5	*6	6	6	6	*6	7	7	7	*8	9	10	10	*10	10	10	*11	11	*12	12	*12
	GLINBANCHEUN Yuttajak (THA)	*0	0	0	0	*0	0	0	1	*2	3	4	4	*5	6	6	6	*6	7	8	9	*10	10	*11	11	*12	13
		12																									
		14																									

**Note:**  
The "Greatest deficit overcome" only applies when the player ends up winning the game.

**Legend:**  
\* Server **No.** Number



## Match Results

試合結果

JUDGE Colin (IRL) 1-3 TOPORKOV Vladimir (RPC)

Game Summary		Match	Game 1	Game 2	Game 3	Game 4	Game 5
JUDGE Colin	IRL	1	5	7	11	9	
TOPORKOV Vladimir	RPC	3	11	11	3	11	
Duration:		30min	5min	7min	5min	9min	

Match No.: 26 Table: 8

Umpires: IOKI Setsuko (JPN) ALIOTTA Esther (USA)

Player Statistics	JUDGE Colin (IRL)					Match	TOPORKOV Vladimir (RPC)					Match
	Game						Game					
	1	2	3	4	5		1	2	3	4	5	
Points won	5	7	11	9		32	11	11	3	11		36
Biggest lead	1	-	8	4		8	7	5	1	2		7
Points won on own serve	3	3	4	5		15	6	4	1	6		17
Points lost on own serve	5	7	2	5		19	2	4	7	4		17
Most consecutive points won	2	2	7	3		7	8	3	2	3		8
Greatest deficit overcome	-	-	1	-		1	1	-	-	4		4
Handedness/Grip	/						/					

Game/Match Statistics	Game					Match
	1	2	3	4	5	
Longest rally (strokes)	16	9	22	29		29
Average rally	6	4	7	10		7

### Game Progress

1	JUDGE Colin (IRL)	0	0	*1	2	2	2	*2	2	2	2	*2	2	3	3	*4	5	5				
	TOPORKOV Vladimir (RPC)	*0	1	1	1	*2	3	4	5	*6	7	8	9	*9	10	10	10	11				
2	JUDGE Colin (IRL)	*0	0	0	1	*1	1	1	2	*2	3	3	4	*4	4	5	6	*6	7	7		
	TOPORKOV Vladimir (RPC)	0	1	*2	2	3	4	*5	5	6	6	*7	7	8	9	*9	9	10	10	11		
3	JUDGE Colin (IRL)	0	1	*1	1	2	3	*4	5	6	7	*8	8	9	10	11						
	TOPORKOV Vladimir (RPC)	*0	0	1	2	*2	2	2	2	*2	2	2	3	*3	3	3						
4	JUDGE Colin (IRL)	*0	1	2	3	*3	4	5	5	*5	6	6	6	*7	7	7	8	*8	8	8	9	9
	TOPORKOV Vladimir (RPC)	0	0	*0	0	1	1	*1	2	3	3	*4	5	5	6	*7	7	8	9	*10	10	11

**Note:**  
The "Greatest deficit overcome" only applies when the player ends up winning the game.

**Legend:**  
\* Server  
No. Number



## Match Results 試合結果

van EMBURGH Jenson (USA) 3-2 BRUECHLE Thomas (GER)

Game Summary		Match	Game 1	Game 2	Game 3	Game 4	Game 5
van EMBURGH Jenson	USA	3	11	6	11	9	11
BRUECHLE Thomas	GER	2	7	11	4	11	7
Duration:		33min	5min	5min	5min	8min	6min

Match No.: 27 Table: 6

Umpires: GULLBERG Jens (DEN) TANAKA Rieko (JPN)

Player Statistics	van EMBURGH Jenson (USA)						BRUECHLE Thomas (GER)					
	Game					Match	Game					Match
	1	2	3	4	5		1	2	3	4	5	
Points won	11	6	11	9	11	48	7	11	4	11	7	40
Biggest lead	6	2	7	3	4	7	-	5	3	4	2	5
Points won on own serve	5	4	5	6	5	25	4	6	2	7	4	23
Points lost on own serve	3	5	2	4	3	17	6	2	6	3	6	23
Most consecutive points won	4	4	7	7	5	7	3	5	3	4	2	5
Greatest deficit overcome	-	-	3	-	2	3	-	2	-	3	-	3
Handedness/Grip	/						/					

Game/Match Statistics	Game					Match
	1	2	3	4	5	
Longest rally (strokes)	12	19	18	30	13	30
Average rally	6	8	8	11	7	8

### Game Progress

1	van EMBURGH Jenson (USA)	0	1	*2	3	3	3	*4	5	6	6	*6	7	8	9	*10	10	10	10	11		
	BRUECHLE Thomas (GER)	*0	0	0	0	*1	2	2	2	*2	3	4	4	*4	4	4	5	*6	7	7		
2	van EMBURGH Jenson (USA)	*0	0	1	1	*1	2	3	4	*5	5	5	5	*5	5	6	6	*6	6	6		
	BRUECHLE Thomas (GER)	0	1	*1	2	3	3	*3	3	3	4	*5	6	7	8	*8	9	10	11	11		
3	van EMBURGH Jenson (USA)	0	0	*0	0	1	2	*3	4	4	5	*6	7	8	9	*10	11	11	11	11		
	BRUECHLE Thomas (GER)	*0	1	2	3	*3	3	3	3	*4	4	4	4	*4	4	4	4	4	4	4		
4	van EMBURGH Jenson (USA)	*0	0	0	0	*0	1	2	3	*4	5	6	7	*7	8	8	8	*8	9	9	9	9
	BRUECHLE Thomas (GER)	0	1	*2	3	4	4	*4	4	4	4	*4	4	5	5	*6	7	8	8	*9	10	11
5	van EMBURGH Jenson (USA)	0	0	*0	1	1	2	*3	3	4	4	*5	6	6	6	*7	8	9	10	11	11	
	BRUECHLE Thomas (GER)	*0	1	2	2	*3	3	3	4	*4	5	5	5	*6	7	7	7	*7	7	7	7	

### Note:

The "Greatest deficit overcome" only applies when the player ends up winning the game.

### Legend:

\* Server

No. Number



## Match Results 試合結果

MERRIEN Florian (FRA) 3-0 ANDRADE de FREITAS David (BRA)

Game Summary		Match	Game 1	Game 2	Game 3	Game 4	Game 5
MERRIEN Florian	FRA	3	11	11	11		
ANDRADE de FREITAS David	BRA	0	6	8	1		
Duration:		16min	5min	6min	4min		

Match No.: 28 Table: 5

Umpires: BENCSIK Imre (HUN) DZIOBA Grzegorz (CAN)

Player Statistics	MERRIEN Florian (FRA)					Match	ANDRADE de FREITAS David (BRA)					Match
	Game						Game					
	1	2	3	4	5		1	2	3	4	5	
Points won	11	11	11			33	6	8	1			15
Biggest lead	5	3	10			10	1	2	-			2
Points won on own serve	5	7	6			18	3	5	1			9
Points lost on own serve	3	3	0			6	6	4	5			15
Most consecutive points won	6	4	6			6	5	4	1			5
Greatest deficit overcome	1	2	-			2	-	-	-			-
Handedness/Grip						/						/

Game/Match Statistics	Game					Match
	1	2	3	4	5	
Longest rally (strokes)	8	8	8			8
Average rally	5	4	4			4

### Game Progress

1	MERRIEN Florian (FRA)	0	1	*1	2	3	4	*5	5	5	*5	5	6	7	*8	9	10	11			
	ANDRADE de FREITAS David (BRA)	*0	0	1	1	*1	1	2	*3	4	5	6	*6	6	6	6	*6	6			
2	MERRIEN Florian (FRA)	*0	1	2	2	*2	3	4	4	*4	4	4	5	*6	7	8	8	*9	10	10	11
	ANDRADE de FREITAS David (BRA)	0	0	*0	1	2	2	*2	3	4	5	*6	6	6	6	*6	7	7	7	*8	8
3	MERRIEN Florian (FRA)	0	1	*2	3	4	5	*5	6	7	8	*9	10	11							
	ANDRADE de FREITAS David (BRA)	*0	0	0	0	*0	0	1	1	*1	1	1	1	1							

### Note:

The "Greatest deficit overcome" only applies when the player ends up winning the game.

### Legend:

\* Server

No. Number



## Match Results

試合結果

NALEPKA Maciej (POL) 1-3 ZHAI Xiang (CHN)

Game Summary		Match	Game 1	Game 2	Game 3	Game 4	Game 5
NALEPKA Maciej	POL	1	4	3	11	6	
ZHAI Xiang	CHN	3	11	11	9	11	
Duration:		22min	4min	4min	7min	6min	

Match No.: 29 Table: 7

Umpires: YAMAGUCHI Yumi (JPN) IBA Yoko (JPN)

Player Statistics	NALEPKA Maciej (POL)					Match	ZHAI Xiang (CHN)					Match	
	Game						Match	Game					
	1	2	3	4	5			1	2	3	4		5
Points won	4	3	11	6		24	11	11	9	11		42	
Biggest lead	-	-	5	1		5	7	8	1	5		8	
Points won on own serve	2	1	4	4		11	6	4	3	6		19	
Points lost on own serve	5	7	6	5		23	2	2	7	2		13	
Most consecutive points won	2	2	4	2		4	6	6	3	4		6	
Greatest deficit overcome	-	-	1	-		1	-	-	-	1		1	
Handedness/Grip	/						/						

Game/Match Statistics	Game					Match
	1	2	3	4	5	
Longest rally (strokes)	22	13	22	20		22
Average rally	7	6	7	7		7

### Game Progress

1	NALEPKA Maciej (POL)	0	0	*0	0	1	2	*2	3	3	4	*4	4	4	4	*4	4						
	ZHAI Xiang (CHN)	*0	1	2	3	*3	3	4	4	*5	5	6	7	*8	9	10	11						
2	NALEPKA Maciej (POL)	*0	0	0	1	*1	1	1	1	*1	1	2	3	*3	3	3							
	ZHAI Xiang (CHN)	0	1	*2	2	3	4	*5	6	7	8	*8	8	9	10	11							
3	NALEPKA Maciej (POL)	0	1	*1	1	2	3	*4	5	5	6	*7	8	8	8	*9	9	9	9	*10	10	11	
	ZHAI Xiang (CHN)	*0	0	1	2	*2	2	2	2	*3	3	3	3	*4	5	5	6	*7	8	8	8	9	9
4	NALEPKA Maciej (POL)	*0	1	1	1	*1	2	2	3	*4	4	4	4	*4	5	6	6	*6	6				
	ZHAI Xiang (CHN)	0	0	*1	2	3	3	*4	4	4	5	*6	7	8	8	*8	9	10	11				

**Note:**  
The "Greatest deficit overcome" only applies when the player ends up winning the game.

**Legend:**  
\* Server  
No. Number



## Match Results 試合結果

ZHAO Ping (CHN) 3-1 KOLEOSHO Ahmed (NGR)

Game Summary		Match	Game 1	Game 2	Game 3	Game 4	Game 5
ZHAO Ping	CHN	3	11	11	12	11	
KOLEOSHO Ahmed	NGR	1	13	9	10	8	
Duration:		25min	8min	6min	6min	6min	

Match No.: 24 Table: 8

Umpires: HERMANS Michel (BEL) DAIRA Hiroe (JPN)

Player Statistics	ZHAO Ping (CHN)					Match	KOLEOSHO Ahmed (NGR)					Match
	Game						Game					
	1	2	3	4	5		1	2	3	4	5	
Points won	11	11	12	11		45	13	9	10	8		40
Biggest lead	3	2	2	4		4	2	2	3	-		3
Points won on own serve	7	4	5	6		22	8	3	4	4		19
Points lost on own serve	5	6	6	4		21	4	7	7	5		23
Most consecutive points won	4	4	3	3		4	2	2	5	3		5
Greatest deficit overcome	-	2	3	-		3	3	-	-	-		3
Handedness/Grip	/						/					

Game/Match Statistics	Game					Match
	1	2	3	4	5	
Longest rally (strokes)	8	12	9	9		12
Average rally	4	5	5	4		4

### Game Progress

1 ZHAO Ping (CHN)	0	0	*0	1	1	2	*2	3	4	5	*6	6	7	8	*8	8	9	9	*9	10	10	*10	11	*11	11
KOLEOSHO Ahmed (NGR)	*0	1	2	2	*3	3	4	4	*4	4	4	5	*5	5	6	7	*7	8	9	9	*10	11	*11	12	13
2 ZHAO Ping (CHN)	*0	0	0	1	*1	2	2	3	*3	4	4	5	*6	7	8	8	*9	9	9	10	11				
KOLEOSHO Ahmed (NGR)	0	1	*2	2	3	3	*4	4	5	5	*6	6	6	*6	7	7	8	*9	9	9	10	10			
3 ZHAO Ping (CHN)	0	1	*2	2	3	3	*4	4	4	4	*4	4	5	5	*6	7	7	8	*9	9	10	*11	12		
KOLEOSHO Ahmed (NGR)	*0	0	0	1	*1	2	2	3	*4	5	6	7	*7	8	8	8	*9	9	9	10	*10	10	10		
4 ZHAO Ping (CHN)	*0	1	2	2	*3	4	5	5	*5	5	6	7	*7	8	8	9	*10	10	10	11					
KOLEOSHO Ahmed (NGR)	0	0	*0	1	1	1	*1	2	3	4	*4	4	5	5	*6	6	6	7	*8	8					

### Note:

The "Greatest deficit overcome" only applies when the player ends up winning the game.

### Legend:

\* Server

No. Number





## Match Results 試合結果

FENG Panfeng (CHN) 3-0 GLINBANCHEUN Yuttajak (THA)

Game Summary		Match	Game 1	Game 2	Game 3	Game 4	Game 5
FENG Panfeng	CHN	3	11	11	11		
GLINBANCHEUN Yuttajak	THA	0	3	3	7		
Duration:		18min	5min	5min	6min		

Match No.: 30 Table: 5

Umpires: SAMAL Jiban Ballav (IND) CHOI Chang Seong (KOR)

Player Statistics	FENG Panfeng (CHN)					Match	GLINBANCHEUN Yuttajak (THA)					Match
	Game						Game					
	1	2	3	4	5		1	2	3	4	5	
Points won	11	11	11			33	3	3	7			13
Biggest lead	8	8	4			8	1	-	2			2
Points won on own serve	7	5	7			19	2	2	4			8
Points lost on own serve	1	1	3			5	4	6	4			14
Most consecutive points won	7	6	4			7	1	2	2			2
Greatest deficit overcome	1	-	2			2	-	-	-			-
Handedness/Grip						/						/

Game/Match Statistics	Game					Match
	1	2	3	4	5	
Longest rally (strokes)	11	24	20			24
Average rally	5	10	7			7

### Game Progress

1	FENG Panfeng (CHN)	*0	0	1	1	*2	3	4	5	*6	7	8	8	*9	10	11
	GLINBANCHEUN Yuttajak (THA)	0	1	*1	2	2	2	2	2	2	*2	3	3	3	3	3
2	FENG Panfeng (CHN)	0	1	*2	3	4	5	*6	6	7	7	*7	8	9	10	11
	GLINBANCHEUN Yuttajak (THA)	*0	0	0	0	*0	0	0	1	*1	2	3	3	*3	3	3
3	FENG Panfeng (CHN)	*0	0	0	1	*2	3	4	4	*5	5	6	7	*7	8	9
	GLINBANCHEUN Yuttajak (THA)	0	1	*2	2	2	2	*2	3	3	4	*4	4	5	5	*5

**Note:**  
The "Greatest deficit overcome" only applies when the player ends up winning the game.

**Legend:**  
\* Server  
No. Number



## Match Results 試合結果

TOPORKOV Vladimir (RPC) **0-3** van EMBURGH Jenson (USA)

Game Summary		Match	Game 1	Game 2	Game 3	Game 4	Game 5
TOPORKOV Vladimir	RPC	0	5	7	6		
van EMBURGH Jenson	USA	3	11	11	11		
Duration:		21min	5min	7min	7min		

Match No.: 31 Table: 7

Umpires: KAMIYA Akiko (JPN) FUJIMOTO Shigeko (JPN)

Player Statistics	TOPORKOV Vladimir (RPC)					Match	van EMBURGH Jenson (USA)					Match
	Game						Game					
	1	2	3	4	5		1	2	3	4	5	
Points won	5	7	6			18	11	11	11			33
Biggest lead	-	1	1			1	6	4	6			6
Points won on own serve	2	4	3			9	5	6	5			16
Points lost on own serve	6	4	6			16	3	3	3			9
Most consecutive points won	2	2	2			2	5	3	6			6
Greatest deficit overcome	-	-	-			-	-	1	1			1
Handedness/Grip	/						/					

Game/Match Statistics	Game					Match
	1	2	3	4	5	
Longest rally (strokes)	10	12	10			12
Average rally	4	5	4			4

### Game Progress

1	TOPORKOV Vladimir (RPC)	*0	0	0	1	*2	2	3	3	*3	3	3	3	*4	4	5	5	5		
	van EMBURGH Jenson (USA)	0	1	*2	2	2	3	*3	4	5	6	*7	8	8	9	*9	10	11		
2	TOPORKOV Vladimir (RPC)	0	0	*1	2	2	3	*3	4	4	4	*5	5	6	6	*6	7	7	7	7
	van EMBURGH Jenson (USA)	0	*1	1	1	*2	2	3	3	*4	5	5	6	*6	7	8	8	*9	10	11
3	TOPORKOV Vladimir (RPC)	*0	0	1	2	*2	2	3	3	*3	3	3	3	*3	4	4	5	*6	6	
	van EMBURGH Jenson (USA)	0	1	*1	1	2	3	*3	4	5	6	*7	8	9	9	*10	10	10	11	

### Note:

The "Greatest deficit overcome" only applies when the player ends up winning the game.

### Legend:

\* Server

No. Number



## Match Results 試合結果

MERRIEN Florian (FRA) 2-3 ZHAI Xiang (CHN)

Game Summary		Match	Game 1	Game 2	Game 3	Game 4	Game 5
MERRIEN Florian	FRA	2	13	11	4	3	8
ZHAI Xiang	CHN	3	11	5	11	11	11
Duration:		31min	7min	5min	5min	4min	7min

Match No.: 32 Table: 8

Umpires: RIVERO Ernesto (VEN) KRME LJ Milana (SLO)

Player Statistics	MERRIEN Florian (FRA)						Match	ZHAI Xiang (CHN)						Match
	Game					Match		Game					Match	
	1	2	3	4	5			1	2	3	4	5		
Points won	13	11	4	3	8	39	11	5	11	11	11	49		
Biggest lead	2	6	2	-	1	6	2	1	7	8	4	8		
Points won on own serve	8	6	0	2	2	18	7	3	4	5	4	23		
Points lost on own serve	4	2	7	6	7	26	5	5	4	1	6	21		
Most consecutive points won	3	5	2	1	3	5	3	2	6	5	5	6		
Greatest deficit overcome	2	1	-	-	-	2	-	-	2	-	1	2		
Handedness/Grip	/							/						

Game/Match Statistics	Game					Match
	1	2	3	4	5	
Longest rally (strokes)	11	19	17	23	20	23
Average rally	6	7	8	7	8	7

### Game Progress

1	MERRIEN Florian (FRA)	0	1	*2	2	3	3	*3	4	4	4	*4	5	6	7	*7	7	8	8	*8	9	10	*11	11	*12	13
	ZHAI Xiang (CHN)	*0	0	0	1	*1	2	3	3	*4	5	6	6	*6	6	7	8	*8	9	10	10	*10	10	*11	11	11
2	MERRIEN Florian (FRA)	*0	0	1	1	*2	3	4	5	*5	6	6	6	*7	8	9	10	11								
	ZHAI Xiang (CHN)	0	1	*1	2	2	2	*2	2	3	3	*4	5	5	5	*5	5	5								
3	MERRIEN Florian (FRA)	0	1	*2	2	2	2	*2	2	2	3	*3	3	3	3	*4	4									
	ZHAI Xiang (CHN)	*0	0	0	1	*2	3	4	5	*6	6	7	8	*9	10	10	11									
4	MERRIEN Florian (FRA)	*0	0	0	0	*0	0	1	1	*1	2	2	3	*3	3	3										
	ZHAI Xiang (CHN)	0	1	*2	3	4	5	*5	6	7	7	*8	8	9	10	11										
5	MERRIEN Florian (FRA)	0	0	*1	1	1	2	*2	3	3	4	*5	6	6	6	*6	6	6	7	*8	8					
	ZHAI Xiang (CHN)	*0	1	1	2	*3	3	4	4	*5	5	5	5	*6	7	8	9	*10	10	10	11					

### Note:

The "Greatest deficit overcome" only applies when the player ends up winning the game.

### Legend:

\* Server

No. Number



Match Results  
試合結果

ZHAO Ping (CHN) 0-3 SCHMIDBERGER Thomas (GER)

Game Summary		Match	Game 1	Game 2	Game 3	Game 4	Game 5
ZHAO Ping	CHN	0	5	3	8		
SCHMIDBERGER Thomas	GER	3	11	11	11		
Duration:		19min	6min	4min	7min		

Match No.: 33 Table: 6

Umpires: VARAYANON Chusakul (THA) FERREIRA Maria (BRA)

Player Statistics	ZHAO Ping (CHN)					Match	SCHMIDBERGER Thomas (GER)					Match
	Game						Game					
	1	2	3	4	5		1	2	3	4	5	
Points won	5	3	8			16	11	11	11			33
Biggest lead	5	1	2			5	6	8	3			8
Points won on own serve	4	3	7			14	2	7	8			17
Points lost on own serve	3	4	3			10	6	0	1			7
Most consecutive points won	4	1	2			4	2	7	3			7
Greatest deficit overcome	-	-	-			-	5	1	2			5
Handedness/Grip	/						/					

Game/Match Statistics	Game					Match
	1	2	3	4	5	
Longest rally (strokes)	9	7	10			10
Average rally	4	4	5			4

Game Progress

1	ZHAO Ping (CHN)	*0	0	0	0	*1	2	2	3	*3	3	3	3	*4	5	5	5	5			
	SCHMIDBERGER Thomas (GER)	0	1	*2	3	3	3	*4	4	5	6	*7	8	8	8	*9	10	11			
2	ZHAO Ping (CHN)	0	1	*1	2	2	2	*2	2	2	2	*2	3	3	3	3	3	3			
	SCHMIDBERGER Thomas (GER)	*0	0	1	1	*2	3	4	5	*6	7	8	8	*9	10	11					
3	ZHAO Ping (CHN)	*0	1	2	2	*2	3	4	4	*4	4	5	5	*6	7	7	7	*7	8	8	8
	SCHMIDBERGER Thomas (GER)	0	0	*0	1	2	2	*2	3	4	5	*5	6	6	6	*7	8	9	9	*10	11

**Note:**  
The "Greatest deficit overcome" only applies when the player ends up winning the game.

**Legend:**  
\* Server  
No. Number



## Match Results 試合結果

FENG Panfeng (CHN) 3-0 van EMBURGH Jenson (USA)

Game Summary		Match	Game 1	Game 2	Game 3	Game 4	Game 5
FENG Panfeng	CHN	3	11	11	11		
van EMBURGH Jenson	USA	0	6	8	6		
Duration:		20min	5min	6min	5min		

Match No.: 34 Table: 5

Umpires: BYSTRICAN Marian (SVK) DZIOBA Grzegorz (CAN)

Player Statistics	FENG Panfeng (CHN)					Match	van EMBURGH Jenson (USA)					Match
	Game						Game					
	1	2	3	4	5		1	2	3	4	5	
Points won	11	11	11			33	6	8	6			20
Biggest lead	5	3	5			5	-	1	1			1
Points won on own serve	8	7	6			21	5	6	3			14
Points lost on own serve	1	2	3			6	3	4	5			12
Most consecutive points won	3	3	5			5	2	2	2			2
Greatest deficit overcome	-	1	1			1	-	-	-			-
Handedness/Grip						/						/

Game/Match Statistics	Game					Match
	1	2	3	4	5	
Longest rally (strokes)	10	15	13			15
Average rally	5	6	5			5

### Game Progress

1	FENG Panfeng (CHN)	*0	1	2	2	*2	3	4	4	*5	5	6	6	*7	8	9	9	*10	11		
	van EMBURGH Jenson (USA)	0	0	*0	1	2	2	*2	3	3	4	*4	5	5	5	*5	6	6	6		
2	FENG Panfeng (CHN)	0	0	*1	2	2	2	*3	4	5	5	*5	6	6	7	*7	8	9	10	*10	11
	van EMBURGH Jenson (USA)	*0	1	1	1	*2	3	3	3	*3	4	5	5	*6	6	7	7	*7	7	8	8
3	FENG Panfeng (CHN)	*0	0	1	2	*3	4	4	5	*5	5	6	6	*6	7	8	9	*10	11		
	van EMBURGH Jenson (USA)	0	1	*1	1	1	1	*2	2	3	4	*4	5	6	6	*6	6	6	6		

### Note:

The "Greatest deficit overcome" only applies when the player ends up winning the game.

### Legend:

\* Server No. Number



## Match Results

試合結果

ZHAI Xiang (CHN) 0-3 SCHMIDBERGER Thomas (GER)

Game Summary		Match	Game 1	Game 2	Game 3	Game 4	Game 5
ZHAI Xiang	CHN	0	9	11	6		
SCHMIDBERGER Thomas	GER	3	11	13	11		
Duration:		20min	5min	7min	5min		

Match No.: 35 Table: 6

Umpires: RASINEN Asko (FIN) HERMANS Michel (BEL)

Player Statistics	ZHAI Xiang (CHN)					Match	SCHMIDBERGER Thomas (GER)					Match
	Game						Game					
	1	2	3	4	5		1	2	3	4	5	
Points won	9	11	6			26	11	13	11			35
Biggest lead	3	2	1			3	2	2	5			5
Points won on own serve	4	5	3			12	5	6	5			16
Points lost on own serve	6	7	6			19	5	6	3			14
Most consecutive points won	3	4	1			4	5	3	2			5
Greatest deficit overcome	-	-	-			-	3	2	1			3
Handedness/Grip	/						/					

Game/Match Statistics	Game					Match
	1	2	3	4	5	
Longest rally (strokes)	16	19	15			19
Average rally	8	9	8			8

### Game Progress

1	ZHAI Xiang (CHN)	*0	0	0	1	*2	3	3	3	*4	5	5	6	*6	7	8	9	*9	9	9	9	9				
	SCHMIDBERGER Thomas (GER)	0	1	*2	2	2	2	*3	4	4	4	*5	5	6	6	*6	6	7	8	*9	10	11				
2	ZHAI Xiang (CHN)	0	0	*0	1	2	3	*4	4	4	4	*5	5	6	7	*7	7	8	9	*9	9	10	*11	11	*11	11
	SCHMIDBERGER Thomas (GER)	*0	1	2	2	*2	2	2	3	*4	5	5	6	*6	6	7	8	*8	8	9	10	*10	10	*11	12	13
3	ZHAI Xiang (CHN)	*0	1	1	1	*2	2	2	3	*3	3	4	4	*4	5	5	6	*6	6							
	SCHMIDBERGER Thomas (GER)	0	0	*1	2	2	3	*4	4	5	6	*6	7	8	8	*9	9	10	11							

**Note:**  
The "Greatest deficit overcome" only applies when the player ends up winning the game.

**Legend:**  
\* Server  
No. Number



## Match Results 試合結果

FENG Panfeng (CHN) 3-2 SCHMIDBERGER Thomas (GER)

Game Summary		Match	Game 1	Game 2	Game 3	Game 4	Game 5
FENG Panfeng	CHN	3	11	11	8	4	11
SCHMIDBERGER Thomas	GER	2	9	4	11	11	9
Duration:		36min	7min	5min	6min	6min	9min

Match No.: 36 Table: 6

Umpires: BENCSIK Imre (HUN) YAMAGUCHI Yumi (JPN)

Player Statistics	FENG Panfeng (CHN)						SCHMIDBERGER Thomas (GER)					
	Game					Match	Game					Match
	1	2	3	4	5		1	2	3	4	5	
Points won	11	11	8	4	11	45	9	4	11	11	9	44
Biggest lead	4	7	1	-	2	7	-	3	5	7	2	7
Points won on own serve	5	6	6	2	3	22	4	3	7	6	2	22
Points lost on own serve	5	1	4	5	7	22	6	5	2	2	8	23
Most consecutive points won	4	9	2	1	3	9	2	3	4	5	3	5
Greatest deficit overcome	-	3	-	-	2	3	-	-	1	-	-	1
Handedness/Grip	/						/					

Game/Match Statistics	Game					Match
	1	2	3	4	5	
Longest rally (strokes)	25	16	19	35	55	55
Average rally	8	6	7	11	12	9

### Game Progress

1	FENG Panfeng (CHN)	*0	1	1	2	*3	3	3	4	*5	6	7	7	*7	8	8	8	*9	9	10	10	11
	SCHMIDBERGER Thomas (GER)	0	0	*1	1	1	2	*3	3	3	3	*3	4	5	5	*6	7	7	8	*8	9	9
2	FENG Panfeng (CHN)	0	0	*0	0	1	2	*3	4	5	6	*7	8	9	9	*10	11					
	SCHMIDBERGER Thomas (GER)	*0	1	2	3	*3	3	3	3	*3	3	3	3	*3	4	4	4					
3	FENG Panfeng (CHN)	*0	1	1	1	*2	2	3	3	*3	4	4	4	*4	4	5	6	*6	7	8	8	
	SCHMIDBERGER Thomas (GER)	0	0	*1	2	2	3	*3	4	5	5	*6	7	8	9	*9	9	10	10	*10	11	
4	FENG Panfeng (CHN)	0	0	*1	1	2	2	*2	3	3	3	*4	4	4	4	*4	4					
	SCHMIDBERGER Thomas (GER)	*0	1	1	2	*2	3	4	4	*5	6	6	7	*8	9	10	11					
5	FENG Panfeng (CHN)	*0	0	1	2	*3	3	3	4	*4	4	4	5	*6	6	7	8	*9	9	10	10	11
	SCHMIDBERGER Thomas (GER)	0	1	*1	1	1	2	*3	3	4	5	*6	6	6	7	*7	7	7	8	*8	9	9

### Note:

The "Greatest deficit overcome" only applies when the player ends up winning the game.

### Legend:

\* Server

No. Number



## Player Statistics

プレーヤーの統計

As of SAT 28 AUG 2021

Players	NPC Code	Matches				Games				Match Duration		
		Played	Won	Lost	%Won	Played	Won	Lost	%Won	All	Average	
ANDRADE de FREITAS	BRA	3	1	2	33%	6	0	6	0%	36min	12min	
		Points Won				Points Lost						
		Total	Own Serve:	23	Most Consecutive:	5	Total	Own Serve:	34	Most Consecutive:	6	
		43	Opp. Serve:	20	GDO:	0	71	Opp. Serve:	37	GLL:	3	
BAEK Youngbok	KOR	Matches				Games				Match Duration		
		Played	Won	Lost	%Won	Played	Won	Lost	%Won	All	Average	
		2	0	2	0%	8	2	6	25%	1h15min	38min	
		Points Won				Points Lost						
Total	Own Serve:	31	Most Consecutive:	5	Total	Own Serve:	44	Most Consecutive:	6			
63	Opp. Serve:	32	GDO:	2	84	Opp. Serve:	40	GLL:	1			
BRUECHLE Thomas	GER	Matches				Games				Match Duration		
		Played	Won	Lost	%Won	Played	Won	Lost	%Won	All	Average	
		3	2	1	67%	11	8	3	73%	1h8min	23min	
		Points Won				Points Lost						
Total	Own Serve:	62	Most Consecutive:	7	Total	Own Serve:	38	Most Consecutive:	7			
107	Opp. Serve:	45	GDO:	5	89	Opp. Serve:	51	GLL:	3			
COPOLA Gabriel	ARG	Matches				Games				Match Duration		
		Played	Won	Lost	%Won	Played	Won	Lost	%Won	All	Average	
		3	1	2	33%	13	5	8	38%	1h37min	32min	
		Points Won				Points Lost						
Total	Own Serve:	63	Most Consecutive:	6	Total	Own Serve:	71	Most Consecutive:	10			
123	Opp. Serve:	60	GDO:	3	148	Opp. Serve:	77	GLL:	6			
FENG Panfeng	CHN	Matches				Games				Match Duration		
		Played	Won	Lost	%Won	Played	Won	Lost	%Won	All	Average	
		5	5	0	100%	17	15	2	88%	1h46min	21min	
		Points Won				Points Lost						
Total	Own Serve:	95	Most Consecutive:	9	Total	Own Serve:	47	Most Consecutive:	5			
177	Opp. Serve:	82	GDO:	3	107	Opp. Serve:	60	GLL:	1			
GLINBANCHEUN Yuttajak	THA	Matches				Games				Match Duration		
		Played	Won	Lost	%Won	Played	Won	Lost	%Won	All	Average	
		4	3	1	75%	9	6	3	67%	58min	15min	
		Points Won				Points Lost						
Total	Own Serve:	46	Most Consecutive:	6	Total	Own Serve:	40	Most Consecutive:	7			
87	Opp. Serve:	41	GDO:	6	88	Opp. Serve:	48	GLL:	2			
JUDGE Colin	IRL	Matches				Games				Match Duration		
		Played	Won	Lost	%Won	Played	Won	Lost	%Won	All	Average	
		3	1	2	33%	8	2	6	25%	58min	19min	
		Points Won				Points Lost						
Total	Own Serve:	32	Most Consecutive:	7	Total	Own Serve:	40	Most Consecutive:	8			
66	Opp. Serve:	34	GDO:	2	79	Opp. Serve:	39	GLL:	4			





## Player Statistics

プレーヤーの統計

As of SAT 28 AUG 2021

Players	NPC Code	Matches				Games				Match Duration		
		Played	Won	Lost	%Won	Played	Won	Lost	%Won	All	Average	
KNAF Welder	BRA	2	0	2	0%	0	0	0	0%	0min	0min	
		Points Won				Points Lost						
		Total	Own Serve:	0	Most Consecutive:	0	Total	Own Serve:	0	Most Consecutive:	0	
		0	Opp. Serve:	0	GDO:	0	0	Opp. Serve:	0	GLL:	0	
KOLEOSHO Ahmed	NGR	3	1	2	33%	11	4	7	36%	1h10min	23min	
		Points Won				Points Lost						
		Total	Own Serve:	46	Most Consecutive:	5	Total	Own Serve:	60	Most Consecutive:	7	
		96	Opp. Serve:	50	GDO:	3	116	Opp. Serve:	56	GLL:	3	
LAOWONG Anurak	THA	2	0	2	0%	8	2	6	25%	1h10min	35min	
		Points Won				Points Lost						
		Total	Own Serve:	42	Most Consecutive:	5	Total	Own Serve:	43	Most Consecutive:	6	
		81	Opp. Serve:	39	GDO:	2	88	Opp. Serve:	45	GLL:	3	
MERRIEN Florian	FRA	4	3	1	75%	16	11	5	69%	1h44min	26min	
		Points Won				Points Lost						
		Total	Own Serve:	83	Most Consecutive:	10	Total	Own Serve:	62	Most Consecutive:	6	
		159	Opp. Serve:	76	GDO:	2	128	Opp. Serve:	66	GLL:	2	
NALEPKA Maciej	POL	3	1	2	33%	11	4	7	36%	1h7min	22min	
		Points Won				Points Lost						
		Total	Own Serve:	38	Most Consecutive:	7	Total	Own Serve:	56	Most Consecutive:	9	
		78	Opp. Serve:	40	GDO:	2	108	Opp. Serve:	52	GLL:	3	
OEHGREN Alexander	SWE	2	0	2	0%	0	0	0	0%	0min	0min	
		Points Won				Points Lost						
		Total	Own Serve:	0	Most Consecutive:	0	Total	Own Serve:	0	Most Consecutive:	0	
		0	Opp. Serve:	0	GDO:	0	0	Opp. Serve:	0	GLL:	0	
ORSI Matteo	ITA	2	0	2	0%	7	1	6	14%	49min	25min	
		Points Won				Points Lost						
		Total	Own Serve:	28	Most Consecutive:	6	Total	Own Serve:	35	Most Consecutive:	7	
		50	Opp. Serve:	22	GDO:	1	74	Opp. Serve:	39	GLL:	2	



## Player Statistics

プレイヤーの統計

As of SAT 28 AUG 2021

Players	NPC Code	Matches				Games				Match Duration	
		Played	Won	Lost	%Won	Played	Won	Lost	%Won	All	Average
PETRUNIV Vasyi	UKR	2	0	2	0%	7	1	6	14%	50min	25min
		Points Won				Points Lost					
		Total	Own Serve: 34		Most Consecutive: 5		Total	Own Serve: 34		Most Consecutive: 7	
		63	Opp. Serve: 29		GDO: 0		74	Opp. Serve: 40		GLL: 5	
SCHMIDBERGER Thomas	GER	Matches				Games				Match Duration	
		5	4	1	80%	17	14	3	82%	2h	24min
		Points Won				Points Lost					
		Total	Own Serve: 95		Most Consecutive: 7		Total	Own Serve: 57		Most Consecutive: 9	
174	Opp. Serve: 79		GDO: 5		129	Opp. Serve: 72		GLL: 3			
SVATOS Petr	CZE	Matches				Games				Match Duration	
		2	0	2	0%	6	0	6	0%	27min	14min
		Points Won				Points Lost					
		Total	Own Serve: 13		Most Consecutive: 3		Total	Own Serve: 31		Most Consecutive: 9	
23	Opp. Serve: 10		GDO: 0		66	Opp. Serve: 35		GLL: 1			
TOPORKOV Vladimir	RPC	Matches				Games				Match Duration	
		4	2	2	50%	15	6	9	40%	2h5min	31min
		Points Won				Points Lost					
		Total	Own Serve: 54		Most Consecutive: 8		Total	Own Serve: 72		Most Consecutive: 7	
118	Opp. Serve: 64		GDO: 4		138	Opp. Serve: 66		GLL: 2			
van EMBURGH Jenson	USA	Matches				Games				Match Duration	
		5	3	2	60%	17	9	8	53%	1h44min	21min
		Points Won				Points Lost					
		Total	Own Serve: 82		Most Consecutive: 9		Total	Own Serve: 57		Most Consecutive: 8	
148	Opp. Serve: 66		GDO: 3		135	Opp. Serve: 78		GLL: 3			
ZHAI Xiang	CHN	Matches				Games				Match Duration	
		5	4	1	80%	18	12	6	67%	1h42min	20min
		Points Won				Points Lost					
		Total	Own Serve: 87		Most Consecutive: 9		Total	Own Serve: 67		Most Consecutive: 5	
183	Opp. Serve: 96		GDO: 2		125	Opp. Serve: 58		GLL: 3			
ZHAO Ping	CHN	Matches				Games				Match Duration	
		4	3	1	75%	11	6	5	55%	1h12min	18min
		Points Won				Points Lost					
		Total	Own Serve: 58		Most Consecutive: 4		Total	Own Serve: 48		Most Consecutive: 7	
109	Opp. Serve: 51		GDO: 3		101	Opp. Serve: 53		GLL: 5			

**Note:**

The "Greatest deficit overcome" only applies when the player ends up winning the game and "Greatest lead lost" only when losing.

**Legend:**

**GDO** Greatest deficit overcome    **GLL** Greatest lead lost    **Opp.** Opponent's



## Tournament Statistics

トーナメントの統計

As of SAT 28 AUG 2021

Statistics	Preliminaries	Round of 16	Quarterfinals	Semifinals	Finals	Total
<b>Matches</b>						
Total	21	6	4	2	1	34
Game Margin: 3:0	11 52%	2 33%	3 75%	2 100%		18 53%
3:1	3 14%	3 50%				6 18%
3:2	3 14%	1 17%	1 25%		1 100%	6 18%
Invalid Results Mark	4 19%					4 12%
Duration: Total	6h58min	2h26min	1h29min	40min	36min	12h9min
Longest	52min	33min	31min	20min	36min	52min
Shortest	13min	16min	18min	20min	36min	13min
Average	25min	24min	22min	20min	36min	24min
<b>Games</b>						
Total	60	23	14	6	5	108
Point Margin: 11						
10		1 4%				1 1%
9	3 5%					3 3%
8	7 12%	2 9%	4 29%			13 12%
7	1 2%	2 9%	1 7%		2 40%	6 6%
6	10 17%	1 4%	3 21%			14 13%
5	9 15%	3 13%	1 7%	3 50%		16 15%
4	6 10%	4 17%	2 14%			12 11%
3	8 13%	3 13%	2 14%	1 17%	1 20%	15 14%
2	16 27%	7 30%	1 7%	2 33%	2 40%	28 26%
Invalid Results Mark						
Duration: Total	6h7min	2h15min	1h20min	33min	33min	10h48min
Longest	14min	9min	7min	7min	9min	14min
Shortest	3min	4min	4min	5min	5min	3min
Average	6min	6min	6min	6min	7min	6min
<b>Points</b>						
Total	1095	418	234	114	89	1950
Per game	18.25	18.17	16.71	19.00	17.80	18.06
Most consecutive won	10	8	7	5	9	10
Greatest deficit overcome	5	6	5	3	3	6
Longest rally	21	30	24	19	55	55
Average rally	5	6	6	7	9	6

**Note:**

The "Greatest deficit overcome" only applies when the player ends up winning the game.



Medallists  
メダリスト

Medal	Name	NPC
GOLD	FENG Panfeng	CHN - People's Republic of China
SILVER	SCHMIDBERGER Thomas	GER - Germany
BRONZE	van EMBURGH Jenson	USA - United States of America
	ZHAI Xiang	CHN - People's Republic of China



## Entry List by Event

種目別エントリーリスト

As of SUN 22 AUG 2021

NPC	Name	Date of Birth	Qualification Pathway	World Ranking
CHI - Chile	GONZALEZ Cristian	24 AUG 1980	CQ	18
CHN - People's Republic of China	GUO Xingyuan	20 OCT 1988	QR	9
	ZHANG Yan	25 JUL 1967	QR	7
CZE - Czech Republic	NACHAZEL Filip	26 JUN 1980	QI	16
EGY - Egypt	SALEH Sameh Mohamed	17 MAR 1978	CQ	13
ESP - Spain	LOPEZ SAYAGO Francisco	28 NOV 1982	QI	12
FRA - France	THOMAS Maxime	17 DEC 1983	QR	3
INA - Indonesia	ASTAN Adyos	1 JAN 1968	QI	15
KOR - Republic of Korea	KIM Jung-Gil	28 MAY 1986	QR	5
	KIM Young-Gun	24 NOV 1984	CQ	2
NGR - Nigeria	OGUNKUNLE Isau	10 FEB 1986	QR	10
POL - Poland	LIS Rafal	20 MAR 1979	QR	11
	ZYLKA Krzysztof	10 DEC 1979	QR	8
SVK - Slovakia	MIHALIK Peter	30 SEP 1976	QI	14
	TRAVNICEK Boris	19 MAY 1998	QT	17
THA - Thailand	CHAIWUT Wanchai	6 MAR 1989	QR	6
TUR - Turkey	OZTURK Abdullah	1 OCT 1989	CQ	1
	TURAN Nesim	20 MAR 1992	QR	4

**Legend:**

<b>CQ</b>	Continental Qualification	<b>QI</b>	Qualified by Invitation	<b>QR</b>	World Ranking
<b>QT</b>	Qualification Tournament				



Draw - Preliminary Round  
トーナメント表 - 予選ラウンド

GROUP A

Match	Day	Time	Table	Name	1	2	3	Pts	Rk
3-1	25 AUG	16:40	5	1 OZTURK Abdullah (TUR)		<b>3:0</b> 6,3,7	<b>3:1</b> 8,-6,3,7	4	1
2-1	26 AUG	9:00	5						
2-3	26 AUG	17:20	7	2 LIS Rafal (POL)	<b>0:3</b> -6,-3,-7		<b>1:3</b> -5,-10,11,-8	2	3
				3 ASTAN Adyos (INA)	<b>1:3</b> -8,6,-3,-7	<b>3:1</b> 5,10,-11,8		3	2

GROUP B

Match	Day	Time	Table	Name	1	2	3	Pts	Rk
3-1	25 AUG	16:40	8	1 KIM Young-Gun (KOR)		<b>3:1</b> 10,8,-8,10	<b>3:2</b> 8,-10,-14,10,8	4	1
2-1	26 AUG	9:00	6						
2-3	26 AUG	17:20	8	2 LOPEZ SAYAGO Francisco (ESP)	<b>1:3</b> -10,-8,8,-10		<b>3:1</b> 11,-10,8,10	3	2
				3 MIHALIK Peter (SVK)	<b>2:3</b> -8,10,14,-10,-8	<b>1:3</b> -11,10,-8,-10		2	3

GROUP C

Match	Day	Time	Table	Name	1	2	3	Pts	Rk
3-1	25 AUG	16:40	7	1 THOMAS Maxime (FRA)		<b>3:2</b> -8,5,-11,6,7	<b>3:1</b> -7,7,2,8	4	1
2-1	26 AUG	9:00	7						
2-3	26 AUG	18:00	7	2 OGUNKUNLE Isau (NGR)	<b>2:3</b> 8,-5,11,-6,-7		<b>1:3</b> -7,-7,7,-9	2	3
				3 SALEH Sameh Mohamed (EGY)	<b>1:3</b> 7,-7,-2,-8	<b>3:1</b> 7,7,-7,9		3	2

GROUP D

Match	Day	Time	Table	Name	1	2	3	Pts	Rk
3-1	25 AUG	16:40	6	1 TURAN Nesim (TUR)		<b>3:2</b> -9,5,-8,4,9	<b>3:0</b> 7,3,4	4	1
2-1	26 AUG	9:00	8						
2-3	26 AUG	18:00	6	2 ZHANG Yan (CHN)	<b>2:3</b> 9,-5,8,-4,-9		<b>2:3</b> -6,10,-9,7,-7	2	3
				3 GONZALEZ Cristian (CHI)	<b>0:3</b> -7,-3,-4	<b>3:2</b> 6,-10,9,-7,7		3	2



Draw - Preliminary Round  
トーナメント表 - 予選ラウンド

GROUP E

Match	Day	Time	Table	Name	1	2	3	Pts	Rk
3-1	25 AUG	17:20	5	1 KIM Jung-Gil (KOR)		<b>3:1</b> -8,8,8,11	<b>1:3</b> -8,6,-9,-8	3	2
2-1	26 AUG	9:40	5						
2-3	26 AUG	18:00	5	2 ZYLKA Krzysztof (POL)	<b>1:3</b> 8,-8,-8,-11		<b>3:0</b> 11,8,8	3	1
				3 NACHAZEL Filip (CZE)	<b>3:1</b> 8,-6,9,8	<b>0:3</b> -11,-8,-8			

GROUP F

Match	Day	Time	Table	Name	1	2	3	Pts	Rk
3-1	25 AUG	17:20	8	1 CHAIWUT Wanchai (THA)		<b>3:2</b> -9,-8,11,8,10	<b>2:3</b> -16,1,-2,6,-8	3	2
2-1	26 AUG	9:40	7						
2-3	26 AUG	18:00	8	2 GUO Xingyuan (CHN)	<b>2:3</b> 9,8,-11,-8,-10		<b>2:3</b> -8,-4,9,9,-5	2	3
				3 TRAVNICEK Boris (SVK)	<b>3:2</b> 16,-1,2,-6,8	<b>3:2</b> 8,4,-9,-9,5			

Qualification rule:

First and Second from each group will qualify for the Round of 16.

Legend:

Pts Points Rk Rank



Draw - Final Rounds  
トーナメント表 - 最終ラウンド

QUALIFIED FROM GROUPS				
Group	Rk	Name	NPC	Match Points
A	1	OZTURK Abdullah	TUR	4
B	1	KIM Young-Gun	KOR	4
C	1	THOMAS Maxime	FRA	4
D	1	TURAN Nesim	TUR	4
E	1	ZYLKA Krzysztof	POL	3
F	1	TRAVNICEK Boris	SVK	4
A	2	ASTAN Adyos	INA	3
B	2	LOPEZ SAYAGO Francisco	ESP	3
C	2	SALEH Sameh Mohamed	EGY	3
D	2	GONZALEZ Cristian	CHI	3
E	2	KIM Jung-Gil	KOR	3
F	2	CHAIWUT Wanchai	THA	3







## Match Results 試合結果

ASTAN Adyos (INA) 1-3 OZTURK Abdullah (TUR)

Game Summary		Match	Game 1	Game 2	Game 3	Game 4	Game 5
ASTAN Adyos	INA	1	8	11	3	7	
OZTURK Abdullah	TUR	3	11	6	11	11	
Duration:		25min	7min	5min	5min	7min	

Match No.: 1 Table: 5

Umpires: HERMANS Michel (BEL) ALIOTTA Esther (USA)

Player Statistics	ASTAN Adyos (INA)					Match	OZTURK Abdullah (TUR)					Match
	Game						Game					
	1	2	3	4	5		1	2	3	4	5	
Points won	8	11	3	7		29	11	6	11	11		39
Biggest lead	1	5	1	2		5	5	-	8	4		8
Points won on own serve	4	5	3	4		16	5	3	6	7		21
Points lost on own serve	6	3	5	4		18	4	6	0	3		13
Most consecutive points won	5	3	1	2		5	6	2	7	4		7
Greatest deficit overcome	-	-	-	-		-	1	-	1	2		2
Handedness/Grip	/						/					

Game/Match Statistics	Game					Match
	1	2	3	4	5	
Longest rally (strokes)	13	13	9	9		13
Average rally	5	7	4	5		5

### Game Progress

1	ASTAN Adyos (INA)	*0	0	1	1	*2	3	3	3	*3	3	3	3	*4	5	6	7	*8	8	8	8
	OZTURK Abdullah (TUR)	0	1	*1	2	2	2	*3	4	5	6	*7	8	8	8	*8	8	8	9	*10	11
2	ASTAN Adyos (INA)	0	1	*2	2	2	3	*3	4	5	5	*6	7	7	8	*8	9	10	11		
	OZTURK Abdullah (TUR)	*0	0	0	1	*2	2	3	3	*3	4	4	4	*5	5	6	6	*6	6		
3	ASTAN Adyos (INA)	*0	1	1	1	*1	1	1	1	*1	2	2	2	*2	3	3					
	OZTURK Abdullah (TUR)	0	0	*1	2	3	4	*5	6	7	7	*8	9	10	10	11					
4	ASTAN Adyos (INA)	0	1	*1	2	3	3	*3	3	4	4	*5	5	6	6	*6	6	6	7	7	
	OZTURK Abdullah (TUR)	*0	0	1	1	*1	2	3	4	*4	5	5	6	*6	7	8	9	*10	10	11	

### Note:

The "Greatest deficit overcome" only applies when the player ends up winning the game.

### Legend:

\* Server

No. Number



## Match Results

試合結果

MIHALIK Peter (SVK) 2-3 KIM Young-Gun (KOR)

Game Summary		Match	Game 1	Game 2	Game 3	Game 4	Game 5
MIHALIK Peter	SVK	2	8	12	16	10	8
KIM Young-Gun	KOR	3	11	10	14	12	11
Duration:		54min	8min	8min	14min	9min	10min

Match No.: 2 Table: 8

Umpires: KHALILI MARANDI Pari (MAS) PICHARDO Luz (DOM)

Player Statistics	MIHALIK Peter (SVK)						KIM Young-Gun (KOR)					
	Game					Match	Game					Match
	1	2	3	4	5		1	2	3	4	5	
Points won	8	12	16	10	8	54	11	10	14	12	11	58
Biggest lead	1	2	2	1	2	2	3	4	1	3	3	4
Points won on own serve	4	7	10	5	5	31	5	6	9	6	6	32
Points lost on own serve	6	4	5	6	5	26	4	5	6	5	3	23
Most consecutive points won	3	4	3	4	2	4	3	3	3	3	5	5
Greatest deficit overcome	-	4	1	-	-	4	1	-	-	1	2	2
Handedness/Grip	/						/					

Game/Match Statistics	Game					Match
	1	2	3	4	5	
Longest rally (strokes)	29	19	36	25	34	36
Average rally	10	7	11	9	16	11

### Game Progress

1	MIHALIK Peter (SVK)	*0	0	0	1	*1	2	3	4	*4	5	5	6	*6	6	6	7	*7	7	8	8						
	KIM Young-Gun (KOR)	0	1	*2	2	3	3	*3	3	4	4	*5	5	6	7	*8	8	9	10	*10	11						
2	MIHALIK Peter (SVK)	0	0	*0	1	1	1	*1	2	2	3	*4	5	5	5	*5	6	7	8	*9	9	10	*11	12			
	KIM Young-Gun (KOR)	*0	1	2	2	*3	4	5	5	*6	6	6	6	*7	8	9	9	*9	9	9	10	*10	10	10			
3	MIHALIK Peter (SVK)	*0	0	1	1	*2	3	4	4	*4	5	6	6	*7	7	7	7	*8	8	9	10	*10	10	*11	12	*12	13
	KIM Young-Gun (KOR)	0	1	*1	2	2	2	*2	3	4	4	*4	5	5	6	*7	8	8	9	*9	9	10	*11	11	*11	12	*12
		*13	14	*14	15	16																					
		13	*13	14	*14	14																					
4	MIHALIK Peter (SVK)	0	0	*0	0	1	2	*3	4	4	4	*5	5	6	6	*7	7	7	7	*8	9	10	*10	10			
	KIM Young-Gun (KOR)	*0	1	2	3	*3	3	3	3	*4	5	5	6	*6	7	7	8	*9	10	10	10	*10	11	12			
5	MIHALIK Peter (SVK)	*0	1	2	2	*2	2	3	3	*4	5	5	6	*7	7	8	8	*8	8	8	8	8	8	8			
	KIM Young-Gun (KOR)	0	0	*0	1	2	3	*3	4	4	4	*5	5	5	6	*6	7	8	9	*10	11						

**Note:**  
The "Greatest deficit overcome" only applies when the player ends up winning the game.

**Legend:**  
\* Server  
No. Number



## Match Results

試合結果

SALEH Sameh Mohamed (EGY) 1-3 THOMAS Maxime (FRA)

Game Summary		Match	Game 1	Game 2	Game 3	Game 4	Game 5
SALEH Sameh Mohamed	EGY	1	11	7	2	8	
THOMAS Maxime	FRA	3	7	11	11	11	
Duration:		27min	7min	6min	5min	8min	

Match No.: 3 Table: 7

Umpires: OH Yong Seng (SGP) RIVERO Ernesto (VEN)

Player Statistics	SALEH Sameh Mohamed (EGY)					Match	THOMAS Maxime (FRA)					Match	
	Game						Match	Game					
	1	2	3	4	5			1	2	3	4		5
Points won	11	7	2	8		28	7	11	11	11		40	
Biggest lead	6	-	1	3		6	1	4	9	4		9	
Points won on own serve	6	4	1	2		13	4	7	5	4		20	
Points lost on own serve	3	4	6	7		20	4	3	1	6		14	
Most consecutive points won	4	2	2	3		4	3	4	10	6		10	
Greatest deficit overcome	1	-	-	-		1	-	-	1	3		3	
Handedness/Grip						/						/	

Game/Match Statistics	Game					Match
	1	2	3	4	5	
Longest rally (strokes)	20	34	25	51		51
Average rally	6	8	11	13		9

### Game Progress

1	SALEH Sameh Mohamed (EGY)	0	*1	1	1	*2	3	3	4	*5	6	7	7	*8	9	10	10	*10	10	11	
	THOMAS Maxime (FRA)	0	0	*1	2	2	*3	3	3	3	*3	4	4	4	*4	5	6	7	7		
2	SALEH Sameh Mohamed (EGY)	0	0	*0	0	1	2	*2	2	3	4	*4	5	6	6	*6	6	6	7	7	
	THOMAS Maxime (FRA)	*0	1	2	3	*3	3	4	5	*5	5	6	6	*6	7	8	9	*10	10	11	
3	SALEH Sameh Mohamed (EGY)	*0	0	1	2	*2	2	2	2	*2	2	2	2	*2	2						
	THOMAS Maxime (FRA)	0	1	*1	1	2	3	*4	5	6	7	*8	9	10	11						
4	SALEH Sameh Mohamed (EGY)	0	1	*2	3	3	4	*4	4	5	5	*6	6	6	6	*6	6	6	7	*8	8
	THOMAS Maxime (FRA)	*0	0	0	0	*1	1	2	3	*3	4	4	5	*6	7	8	9	*10	10	10	11

**Note:**  
The "Greatest deficit overcome" only applies when the player ends up winning the game.

**Legend:**  
\* Server  
No. Number



## Match Results

試合結果

GONZALEZ Cristian (CHI) 0-3 TURAN Nesim (TUR)

Game Summary		Match	Game 1	Game 2	Game 3	Game 4	Game 5
GONZALEZ Cristian	CHI	0	7	3	4		
TURAN Nesim	TUR	3	11	11	11		
Duration:		23min	8min	6min	7min		

Match No.: 4 Table: 6

Umpires: VARAYANON Chusakul (THA) DZIOBA Grzegorz (CAN)

Player Statistics	GONZALEZ Cristian (CHI)					Match	TURAN Nesim (TUR)					Match
	Game						Game					
	1	2	3	4	5		1	2	3	4	5	
Points won	7	3	4			14	11	11	11			33
Biggest lead	3	-	2			3	4	8	8			8
Points won on own serve	5	2	4			11	6	7	7			20
Points lost on own serve	5	4	4			13	2	1	0			3
Most consecutive points won	3	1	2			3	6	5	10			10
Greatest deficit overcome	-	-	-			-	3	-	2			3
Handedness/Grip	/						/					

Game/Match Statistics	Game					Match
	1	2	3	4	5	
Longest rally (strokes)	23	17	17			23
Average rally	8	6	6			7

### Game Progress

1	GONZALEZ Cristian (CHI)	*0	0	1	2	*2	3	4	5	*5	5	5	5	*5	5	6	6	*6	7	7
	TURAN Nesim (TUR)	0	1	*1	1	2	2	*2	2	3	4	*5	6	7	8	*8	9	10	10	11
2	GONZALEZ Cristian (CHI)	0	0	*0	1	1	1	*1	2	2	2	*2	2	2	3	3				
	TURAN Nesim (TUR)	*0	1	2	2	*3	4	5	5	*6	7	8	9	*10	10	11				
3	GONZALEZ Cristian (CHI)	*0	1	2	2	*2	2	2	2	*2	2	2	2	*2	3	4	4			
	TURAN Nesim (TUR)	0	0	*0	1	2	3	*4	5	6	7	*8	9	10	10	*10	11			

**Note:**  
The "Greatest deficit overcome" only applies when the player ends up winning the game.

**Legend:**  
\* Server No. Number



## Match Results 試合結果

NACHAZEL Filip (CZE) 3-1 KIM Jung-Gil (KOR)

Game Summary		Match	Game 1	Game 2	Game 3	Game 4	Game 5
NACHAZEL Filip	CZE	3	11	6	11	11	
KIM Jung-Gil	KOR	1	8	11	9	8	
Duration:		25min	6min	5min	6min	7min	

Match No.: 5 Table: 5

Umpires: YAMAGUCHI Yumi (JPN) KONNO Kazuko (JPN)

Player Statistics	NACHAZEL Filip (CZE)					Match	KIM Jung-Gil (KOR)					Match
	Game						Game					
	1	2	3	4	5		1	2	3	4	5	
Points won	11	6	11	11		39	8	11	9	8		36
Biggest lead	3	-	2	3		3	2	8	3	3		8
Points won on own serve	7	3	8	6		24	6	5	7	4		22
Points lost on own serve	2	6	2	4		14	4	3	3	5		15
Most consecutive points won	4	4	3	4		4	3	5	2	3		5
Greatest deficit overcome	2	-	3	3		3	-	-	-	-		-
Handedness/Grip						/						/

Game/Match Statistics	Game					Match
	1	2	3	4	5	
Longest rally (strokes)	9	9	11	9		11
Average rally	4	4	4	3		4

### Game Progress

1	NACHAZEL Filip (CZE)	0	0	*0	1	2	3	*3	4	4	4	*4	5	6	7	*8	8	9	10	*10	11	
	KIM Jung-Gil (KOR)	*0	1	2	2	*2	2	3	3	*4	5	6	6	*6	6	6	7	*7	7	8	8	
2	NACHAZEL Filip (CZE)	*0	0	0	0	*0	0	1	2	*2	2	2	2	*2	3	4	5	*6	6			
	KIM Jung-Gil (KOR)	0	1	*2	3	4	5	*5	5	6	7	*8	9	10	10	*10	10	10	11			
3	NACHAZEL Filip (CZE)	0	0	*0	1	1	1	*2	3	4	4	*5	5	6	6	*7	8	9	9	*9	10	11
	KIM Jung-Gil (KOR)	*0	1	2	2	*3	4	4	4	*4	5	5	6	*6	7	7	7	*7	8	9	9	9
4	NACHAZEL Filip (CZE)	*0	1	1	1	*2	2	2	2	*3	4	4	4	*5	6	7	7	*8	9	10	11	
	KIM Jung-Gil (KOR)	0	0	*1	2	2	3	*4	5	5	5	*6	7	7	7	*7	8	8	8	*8	8	

**Note:**  
The "Greatest deficit overcome" only applies when the player ends up winning the game.

**Legend:**  
\* Server  
No. Number



## Match Results 試合結果

TRAVNICEK Boris (SVK) 3-2 CHAIWUT Wanchai (THA)

Game Summary		Match	Game 1	Game 2	Game 3	Game 4	Game 5
TRAVNICEK Boris	SVK	3	18	1	11	6	11
CHAIWUT Wanchai	THA	2	16	11	2	11	8
Duration:		40min	12min	4min	5min	6min	8min

Match No.: 6 Table: 8

Umpires: SHIBATA Keiko (JPN) IOKI Setsuko (JPN)

Player Statistics	TRAVNICEK Boris (SVK)						CHAIWUT Wanchai (THA)					
	Game					Match	Game					Match
	1	2	3	4	5		1	2	3	4	5	
Points won	18	1	11	6	11	47	16	11	2	11	8	48
Biggest lead	2	-	9	-	3	9	4	10	-	5	2	10
Points won on own serve	10	0	6	4	9	29	9	5	1	7	7	29
Points lost on own serve	7	6	1	4	1	19	8	1	5	2	2	18
Most consecutive points won	4	1	5	3	4	5	2	9	1	4	3	9
Greatest deficit overcome	4	-	-	-	2	4	-	-	-	-	-	-
Handedness/Grip	/						/					

Game/Match Statistics	Game					Match
	1	2	3	4	5	
Longest rally (strokes)	13	9	8	9	15	15
Average rally	4	5	4	5	6	5

### Game Progress

1 TRAVNICEK Boris (SVK)	*0	0	0	1	*1	1	2	3	*3	3	4	4	*4	5	6	7	*7	7	8	9	*10	11	*11	12	*12	13
CHAIWUT Wanchai (THA)	0	1	*2	2	3	4	*4	4	5	6	*6	7	8	8	*8	8	9	10	*10	10	10	*10	11	*11	12	*12
	*13	13	*14	15	*15	15	*16	17	18																	
	13	*14	14	*14	15	*16	16	*16	16																	
2 TRAVNICEK Boris (SVK)	0	0	*0	0	0	0	*0	0	0	0	*1	1	1													
CHAIWUT Wanchai (THA)	*0	1	2	3	*4	5	6	7	*8	9	9	10	11													
3 TRAVNICEK Boris (SVK)	*0	1	2	3	*4	5	5	6	*7	8	9	10	*10	11												
CHAIWUT Wanchai (THA)	0	0	*0	0	0	0	*1	1	1	1	*1	1	2	2												
4 TRAVNICEK Boris (SVK)	0	0	*0	1	1	1	*2	2	3	3	*3	4	5	6	*6	6	6	6	6	6						
CHAIWUT Wanchai (THA)	*0	1	2	2	*3	4	4	5	*5	6	7	7	*7	7	8	9	*10	11								
5 TRAVNICEK Boris (SVK)	*0	1	2	2	*2	3	3	3	*3	4	5	5	*5	6	7	7	*8	9	10	11						
CHAIWUT Wanchai (THA)	0	0	*0	1	2	2	*3	4	5	5	*5	6	7	7	*7	8	8	8	8	*8	8					

### Note:

The "Greatest deficit overcome" only applies when the player ends up winning the game.

### Legend:

\* Server No. Number



## Match Results 試合結果

LIS Rafal (POL) 0-3 OZTURK Abdullah (TUR)

Game Summary		Match	Game 1	Game 2	Game 3	Game 4	Game 5
LIS Rafal	POL	0	6	3	7		
OZTURK Abdullah	TUR	3	11	11	11		
Duration:		17min	5min	4min	6min		

Match No.: 7 Table: 5

Umpires: CHOI Chang Seong (KOR) OH Yong Seng (SGP)

Player Statistics	LIS Rafal (POL)					Match	OZTURK Abdullah (TUR)					Match
	Game						Game					
	1	2	3	4	5		1	2	3	4	5	
Points won	6	3	7			16	11	11	11			33
Biggest lead	-	-	1			1	5	8	4			8
Points won on own serve	2	2	2			6	5	5	5			15
Points lost on own serve	6	6	6			18	4	1	5			10
Most consecutive points won	3	1	2			3	3	5	5			5
Greatest deficit overcome	-	-	-			-	-	-	1			1
Handedness/Grip	/						/					

Game/Match Statistics	Game					Match
	1	2	3	4	5	
Longest rally (strokes)	9	14	11			14
Average rally	4	5	5			4

### Game Progress

1 LIS Rafal (POL)	0	0	*0	1	1	1	*2	2	2	3	*3	3	4	5	*6	6	6	6	
OZTURK Abdullah (TUR)	*0	1	2	2	*3	4	4	5	*6	6	7	8	*8	8	8	9	*10	11	
2 LIS Rafal (POL)	*0	0	0	0	*1	1	2	2	*2	3	3	3	*3	3	3				
OZTURK Abdullah (TUR)	0	1	*2	3	3	4	*4	5	6	6	*7	8	9	10	11				
3 LIS Rafal (POL)	0	0	*1	1	1	2	*3	3	4	4	*5	6	6	6	*6	6	6	7	7
OZTURK Abdullah (TUR)	*0	1	1	2	*3	3	3	4	*4	5	5	5	*6	7	8	9	*10	10	11

**Note:**  
The "Greatest deficit overcome" only applies when the player ends up winning the game.

**Legend:**  
\* Server No. Number





## Match Results 試合結果

LOPEZ SAYAGO Francisco (ESP) 1-3 KIM Young-Gun (KOR)

Game Summary		Match	Game 1	Game 2	Game 3	Game 4	Game 5
LOPEZ SAYAGO Francisco	ESP	1	10	8	11	10	
KIM Young-Gun	KOR	3	12	11	8	12	
Duration:		34min	7min	5min	2min	5min	

Match No.: 8 Table: 6

Umpires: BYSTRICAN Marian (SVK) VARAYANON Chusakul (THA)

Player Statistics	LOPEZ SAYAGO Francisco (ESP)					Match	KIM Young-Gun (KOR)					Match
	Game						Game					
	1	2	3	4	5		1	2	3	4	5	
Points won	10	8	11	10		39	12	11	8	12		43
Biggest lead	4	3	4	3		4	2	3	-	2		3
Points won on own serve	6	5	6	7		24	7	7	5	8		27
Points lost on own serve	5	4	3	3		15	4	3	4	3		14
Most consecutive points won	4	3	3	4		4	5	4	3	3		5
Greatest deficit overcome	-	-	-	-		-	4	3	-	3		4
Handedness/Grip	/						/					

Game/Match Statistics	Game					Match
	1	2	3	4	5	
Longest rally (strokes)	26	27	24	26		27
Average rally	9	6	5	9		8

### Game Progress

1	LOPEZ SAYAGO Francisco (ESP)	0	1	*1	2	3	4	*5	5	5	5	*5	5	6	6	*6	7	8	9	*9	9	10	*10	10	KIM Young-Gun (KOR)	*0	0	1	1	*1	1	1	2	*3	4	5	6	*6	7	8	8	*8	8	9	10	*10	11	12
2	LOPEZ SAYAGO Francisco (ESP)	*0	1	2	3	3	*3	3	3	*4	5	5	6	*6	6	7	7	*7	7	8	8	KIM Young-Gun (KOR)	0	0	*0	0	1	2	*3	4	4	4	*5	5	6	7	*7	8	9	10	*10	11						
3	LOPEZ SAYAGO Francisco (ESP)	0	1	*2	3	3	3	*4	5	6	6	*6	6	7	8	*8	9	9	9	*10	11	KIM Young-Gun (KOR)	0	*0	0	0	*1	2	2	2	*2	3	4	5	*5	5	6	6	*7	8	8	8						
4	LOPEZ SAYAGO Francisco (ESP)	0	*0	1	1	*1	2	3	3	*4	5	6	7	*7	7	8	8	*8	9	9	10	*10	10	10	KIM Young-Gun (KOR)	0	1	*1	2	3	3	*3	4	4	4	*4	4	5	6	*6	7	8	8	*9	9	10	*11	12

**Note:**  
The "Greatest deficit overcome" only applies when the player ends up winning the game.

**Legend:**  
\* Server  
No. Number



## Match Results 試合結果

OGUNKUNLE Isau (NGR) 2-3 THOMAS Maxime (FRA)

Game Summary		Match	Game 1	Game 2	Game 3	Game 4	Game 5
OGUNKUNLE Isau	NGR	2	11	5	13	6	7
THOMAS Maxime	FRA	3	8	11	11	11	11
Duration:		28min	6min	4min	7min	4min	6min

Match No.: 9 Table: 7

Umpires: RIVERO Ernesto (VEN) KAMIYA Akiko (JPN)

Player Statistics	OGUNKUNLE Isau (NGR)						THOMAS Maxime (FRA)					
	Game					Match	Game					Match
	1	2	3	4	5		1	2	3	4	5	
Points won	11	5	13	6	7	42	8	11	11	11	11	52
Biggest lead	3	-	2	-	1	3	1	7	2	6	5	7
Points won on own serve	7	3	8	5	4	27	5	5	7	8	5	30
Points lost on own serve	3	6	4	3	6	22	4	2	5	1	3	15
Most consecutive points won	4	2	3	2	3	4	2	6	2	6	4	6
Greatest deficit overcome	1	-	2	-	-	2	-	-	-	-	1	1
Handedness/Grip	/						/					

Game/Match Statistics	Game					Match
	1	2	3	4	5	
Longest rally (strokes)	15	13	18	11	18	18
Average rally	5	6	6	4	6	5

### Game Progress

1	OGUNKUNLE Isau (NGR)	*0	1	1	1	*2	3	4	5	*5	6	6	6	*7	7	8	8	*8	9	10	11					
	THOMAS Maxime (FRA)	0	0	*1	2	2	2	*2	2	3	3	*4	5	5	6	*6	7	8	8	*8	8					
2	OGUNKUNLE Isau (NGR)	0	0	*0	0	0	0	*0	1	1	1	*2	3	3	4	*4	5	5								
	THOMAS Maxime (FRA)	*0	1	2	3	*4	5	6	6	7	*8	8	8	*9	9	10	10	11								
3	OGUNKUNLE Isau (NGR)	*0	1	2	2	*2	3	4	4	*4	5	5	5	*6	6	7	7	*8	8	8	9	*10	11	*11	12	13
	THOMAS Maxime (FRA)	0	0	*0	1	2	2	*2	3	4	4	*5	6	6	7	*7	8	8	9	*10	10	10	*10	11	*11	11
4	OGUNKUNLE Isau (NGR)	0	0	*0	1	2	2	*2	2	2	2	*2	3	4	4	*5	5	6	6							
	THOMAS Maxime (FRA)	*0	1	2	2	*2	3	4	5	*6	7	8	8	*8	9	9	10	*10	11							
5	OGUNKUNLE Isau (NGR)	*0	1	1	1	*1	1	2	2	*2	3	3	3	*4	4	5	6	*7	7	7						
	THOMAS Maxime (FRA)	0	0	*1	2	3	4	*4	5	6	6	*7	8	8	9	*9	9	9	10	11						

**Note:**  
The "Greatest deficit overcome" only applies when the player ends up winning the game.

**Legend:**  
\* Server  
No. Number



## Match Results 試合結果

ZHANG Yan (CHN) 2-3 TURAN Nesim (TUR)

Game Summary		Match	Game 1	Game 2	Game 3	Game 4	Game 5
ZHANG Yan	CHN	2	11	5	11	4	9
TURAN Nesim	TUR	3	9	11	8	11	11
Duration:		34min	7min	5min	7min	5min	8min

Match No.: 10 Table: 8

Umpires: SHIBATA Keiko (JPN) FUJIMOTO Shigeko (JPN)

Player Statistics	ZHANG Yan (CHN)						Match	TURAN Nesim (TUR)						Match
	Game					Match		Game					Match	
	1	2	3	4	5			1	2	3	4	5		
Points won	11	5	11	4	9	40	9	11	8	11	11	50		
Biggest lead	3	1	3	1	3	3	1	6	3	7	2	7		
Points won on own serve	6	2	7	1	5	21	5	5	5	5	6	26		
Points lost on own serve	4	6	3	6	5	24	5	3	4	3	4	19		
Most consecutive points won	4	2	4	2	3	4	2	5	2	6	4	6		
Greatest deficit overcome	1	-	3	-	-	3	-	1	-	1	3	3		
Handedness/Grip	/							/						

Game/Match Statistics	Game					Match
	1	2	3	4	5	
Longest rally (strokes)	23	16	18	23	19	23
Average rally	8	7	8	7	8	8

### Game Progress

1	ZHANG Yan (CHN)	*0	1	1	2	*2	3	3	3	*4	4	5	5	*6	7	8	9	*9	10	10	10	11
	TURAN Nesim (TUR)	0	0	*1	1	2	2	*3	4	4	5	*5	6	6	6	*6	6	7	7	*8	9	9
2	ZHANG Yan (CHN)	0	1	*1	1	1	2	*2	2	3	3	*4	5	5	5	*5	5	5				
	TURAN Nesim (TUR)	*0	0	1	2	*3	3	4	5	*5	6	6	6	*7	8	9	10	11				
3	ZHANG Yan (CHN)	*0	0	1	1	*1	2	2	2	*3	4	5	6	*6	7	8	9	*9	10	10	11	
	TURAN Nesim (TUR)	0	1	*1	2	3	3	*4	5	5	5	*5	5	6	6	*6	6	7	7	*8	8	
4	ZHANG Yan (CHN)	0	1	*1	1	1	1	*2	3	3	3	*3	3	3	3	*4	4					
	TURAN Nesim (TUR)	*0	0	1	2	*3	4	4	4	*5	6	7	8	*9	10	10	11					
5	ZHANG Yan (CHN)	*0	1	2	3	*3	3	3	3	*4	4	5	6	*6	7	7	7	*8	9	9	9	9
	TURAN Nesim (TUR)	0	0	*0	0	1	2	*3	4	4	5	*5	5	6	6	*7	8	8	8	*9	10	11

### Note:

The "Greatest deficit overcome" only applies when the player ends up winning the game.

### Legend:

\* Server

No. Number



## Match Results 試合結果

ZYLKA Krzysztof (POL) 1-3 KIM Jung-Gil (KOR)

Game Summary		Match	Game 1	Game 2	Game 3	Game 4	Game 5
ZYLKA Krzysztof	POL	1	11	8	8	11	
KIM Jung-Gil	KOR	3	8	11	11	13	
Duration:		28min	6min	6min	7min	7min	

Match No.: 11 Table: 5

Umpires: SELIG Gert (GER) RASINEN Asko (FIN)

Player Statistics	ZYLKA Krzysztof (POL)					Match	KIM Jung-Gil (KOR)					Match
	Game						Game					
	1	2	3	4	5		1	2	3	4	5	
Points won	11	8	8	11		38	8	11	11	13		43
Biggest lead	3	1	-	1		3	2	3	4	2		4
Points won on own serve	7	6	4	5		22	6	6	6	6		24
Points lost on own serve	2	5	5	7		19	4	2	4	6		16
Most consecutive points won	4	3	3	3		4	3	3	4	3		4
Greatest deficit overcome	2	-	-	-		2	-	1	-	1		1
Handedness/Grip	/						/					

Game/Match Statistics	Game					Match
	1	2	3	4	5	
Longest rally (strokes)	14	14	20	13		20
Average rally	5	5	7	5		6

### Game Progress

1	ZYLKA Krzysztof (POL)	0	0	*0	1	2	3	*4	4	5	5	*5	5	6	6	*7	8	9	9	*10	11					
	KIM Jung-Gil (KOR)	*0	1	2	2	*2	2	2	3	*3	4	5	6	*6	7	7	7	*7	8	8	8					
2	ZYLKA Krzysztof (POL)	*0	1	1	1	*1	2	3	3	*4	4	4	4	*5	6	7	7	*7	7	8	8					
	KIM Jung-Gil (KOR)	0	0	*1	2	3	3	*3	4	4	5	*6	7	7	7	7	*8	9	10	*10	11					
3	ZYLKA Krzysztof (POL)	0	0	*0	0	0	1	*1	2	3	3	*4	5	6	6	*7	7	7	8	*8	8					
	KIM Jung-Gil (KOR)	*0	1	2	3	*4	4	5	5	*5	6	6	6	*6	7	7	8	*9	9	10	11					
4	ZYLKA Krzysztof (POL)	*0	0	1	2	*2	3	3	3	*4	4	5	6	*6	7	7	8	*8	8	8	9	*10	11	*11	11	11
	KIM Jung-Gil (KOR)	0	1	*1	1	2	2	*3	4	4	5	*5	5	6	6	*7	7	8	9	*10	10	10	*10	11	*12	13

### Note:

The "Greatest deficit overcome" only applies when the player ends up winning the game.

### Legend:

\* Server No. Number



## Match Results 試合結果

GUO Xingyuan (CHN) 2-3 CHAIWUT Wanchai (THA)

Game Summary		Match	Game 1	Game 2	Game 3	Game 4	Game 5
GUO Xingyuan	CHN	2	11	11	11	8	10
CHAIWUT Wanchai	THA	3	9	8	13	11	12
Duration:		51min	8min	9min	9min	9min	12min

Match No.: 12 Table: 7

Umpires: YAMAGUCHI Yumi (JPN) FUKUDA Tomoko (JPN)

Player Statistics	GUO Xingyuan (CHN)						CHAIWUT Wanchai (THA)					
	Game					Match	Game					Match
	1	2	3	4	5		1	2	3	4	5	
Points won	11	11	11	8	10	51	9	8	13	11	12	53
Biggest lead	2	4	-	1	1	4	5	1	6	4	3	6
Points won on own serve	6	6	8	3	5	28	5	4	9	4	6	28
Points lost on own serve	4	4	4	7	6	25	5	5	3	5	5	23
Most consecutive points won	4	3	6	3	4	6	4	2	4	4	2	4
Greatest deficit overcome	5	1	-	-	-	5	-	-	-	1	1	1
Handedness/Grip	/						/					

Game/Match Statistics	Game					Match
	1	2	3	4	5	
Longest rally (strokes)	12	19	12	11	15	19
Average rally	5	5	6	6	6	5

### Game Progress

1	GUO Xingyuan (CHN)	0	0	*0	0	1	2	*2	2	2	2	*3	4	4	5	*6	7	8	8	*9	10	11				
	CHAIWUT Wanchai (THA)	*0	1	2	3	*3	3	4	5	*6	7	7	*8	8	8	8	*8	9	9	9	9	9				
2	GUO Xingyuan (CHN)	*0	1	1	1	*2	3	4	4	*5	5	6	6	*7	8	9	9	*10	10	10	11					
	CHAIWUT Wanchai (THA)	0	0	*1	2	2	2	*2	3	3	4	*4	5	5	5	*5	6	6	7	*8	8					
3	GUO Xingyuan (CHN)	0	0	*0	1	2	2	*2	2	2	3	*3	4	4	4	*4	5	6	7	*8	9	10	*10	11	*11	11
	CHAIWUT Wanchai (THA)	*0	1	2	2	*2	3	4	5	*6	6	7	7	*8	9	10	10	*10	10	10	10	*10	11	*11	12	13
4	GUO Xingyuan (CHN)	*0	1	1	1	*2	2	2	2	*2	3	3	4	*5	5	6	7	*8	8	8	8	8				
	CHAIWUT Wanchai (THA)	0	0	*1	2	2	3	*4	5	6	6	*7	7	7	8	*8	8	8	9	*10	11					
5	GUO Xingyuan (CHN)	0	0	*0	1	1	1	*2	2	3	4	*5	6	6	6	*7	7	7	8	*8	9	10	*10	10		
	CHAIWUT Wanchai (THA)	*0	1	2	2	*3	4	4	5	*5	5	5	5	*6	7	7	8	*9	9	10	10	*10	11	12		

### Note:

The "Greatest deficit overcome" only applies when the player ends up winning the game.

### Legend:

\* Server

No. Number



## Match Results

試合結果

LIS Rafal (POL) 1-3 ASTAN Adyos (INA)

Game Summary		Match	Game 1	Game 2	Game 3	Game 4	Game 5
LIS Rafal	POL	1	5	10	13	8	
ASTAN Adyos	INA	3	11	12	11	11	
Duration:		29min	4min	6min	9min	5min	

Match No.: 13 Table: 7

Umpires: IGARASHI Kumiko (JPN) IOKI Setsuko (JPN)

Player Statistics	LIS Rafal (POL)					Match	ASTAN Adyos (INA)					Match
	Game						Game					
	1	2	3	4	5		1	2	3	4	5	
Points won	5	10	13	8		36	11	12	11	11		45
Biggest lead	-	1	3	-		3	6	3	1	5		6
Points won on own serve	2	6	5	4		17	5	7	4	6		22
Points lost on own serve	6	5	7	5		23	3	4	8	4		19
Most consecutive points won	1	3	4	3		4	5	4	3	4		5
Greatest deficit overcome	-	-	1	-		1	-	1	-	-		1
Handedness/Grip	/						/					

Game/Match Statistics	Game					Match
	1	2	3	4	5	
Longest rally (strokes)	9	8	14	11		14
Average rally	4	5	5	5		5

### Game Progress

1 LIS Rafal (POL)	*0	0	1	1	*2	2	3	3	*3	3	3	3	*4	4	4	5	5								
ASTAN Adyos (INA)	0	1	*1	2	2	3	*3	4	5	6	*7	8	8	9	*10	10	11								
2 LIS Rafal (POL)	0	1	*1	1	2	2	*2	3	4	5	*5	6	6	6	*6	6	7	8	*9	9	10	*10	10		
ASTAN Adyos (INA)	*0	0	1	2	*2	3	4	4	*4	4	5	5	*6	7	8	9	*9	9	9	9	10	*10	11	12	
3 LIS Rafal (POL)	*0	1	2	2	*2	2	3	4	*5	6	6	6	*7	7	7	8	*9	9	9	9	*10	10	*11	12	13
ASTAN Adyos (INA)	0	0	*0	1	2	3	*3	3	3	3	*4	5	5	6	*7	7	7	8	*9	10	10	*11	11	*11	11
4 LIS Rafal (POL)	0	0	*1	1	1	1	*1	2	3	3	*4	5	5	5	*5	5	6	7	*8	8					
ASTAN Adyos (INA)	*0	1	1	2	*3	4	5	5	*5	6	6	6	*7	8	9	10	*10	10	10	11					

**Note:**  
The "Greatest deficit overcome" only applies when the player ends up winning the game.

**Legend:**  
\* Server  
No. Number



## Match Results 試合結果

**LOPEZ SAYAGO Francisco (ESP) 3-1 MIHALIK Peter (SVK)**

Game Summary		Match	Game 1	Game 2	Game 3	Game 4	Game 5
LOPEZ SAYAGO Francisco	ESP	3	13	10	11	12	
MIHALIK Peter	SVK	1	11	12	8	10	
Duration:		33min	7min	7min	6min	8min	

Match No.: 14 Table: 8

Umpires: FOUCHARD Frederic (FRA) FERREIRA Maria (BRA)

Player Statistics	LOPEZ SAYAGO Francisco (ESP)					Match	MIHALIK Peter (SVK)					Match
	Game						Game					
	1	2	3	4	5		1	2	3	4	5	
Points won	13	10	11	12		46	11	12	8	10		41
Biggest lead	2	3	3	4		4	3	2	1	1		3
Points won on own serve	8	6	7	6		27	7	7	6	5		25
Points lost on own serve	4	5	2	5		16	5	4	4	6		19
Most consecutive points won	3	3	3	4		4	3	3	2	4		4
Greatest deficit overcome	3	-	1	1		3	-	3	-	-		3
Handedness/Grip	/						/					

Game/Match Statistics	Game					Match
	1	2	3	4	5	
Longest rally (strokes)	15	21	14	32		32
Average rally	7	6	6	7		7

### Game Progress

1	LOPEZ SAYAGO Francisco (ESP)	0	0	*1	2	2	2	*3	3	4	4	*4	4	5	6	*6	7	8	8	*9	9	10	*10	11	*12	13
	MIHALIK Peter (SVK)	*0	1	1	1	*2	3	3	4	*4	5	6	7	*7	7	8	8	*8	9	9	10	*10	11	*11	11	11
2	LOPEZ SAYAGO Francisco (ESP)	*0	1	2	3	*3	3	4	4	*4	4	5	6	*6	6	7	8	*8	8	9	9	*10	10	10		
	MIHALIK Peter (SVK)	0	0	*0	0	1	2	*2	3	4	5	*5	5	6	7	*7	7	8	9	*9	10	10	*11	12		
3	LOPEZ SAYAGO Francisco (ESP)	0	1	*1	2	2	2	*3	4	5	5	*5	6	7	8	*8	9	9	9	*10	11					
	MIHALIK Peter (SVK)	*0	0	1	1	*2	3	3	3	*3	4	5	5	*5	5	6	6	*7	8	8	8					
4	LOPEZ SAYAGO Francisco (ESP)	*0	1	2	3	*4	4	4	5	*5	6	7	7	*7	7	7	8	*8	8	9	9	*10	11	12		
	MIHALIK Peter (SVK)	0	0	*0	0	0	1	*2	2	3	3	*3	4	5	6	*7	7	8	9	*9	10	10	*10	10		

**Note:**  
The "Greatest deficit overcome" only applies when the player ends up winning the game.

**Legend:**  
\* Server  
No. Number



## Match Results 試合結果

OGUNKUNLE Isau (NGR) 1-3 SALEH Sameh Mohamed (EGY)

Game Summary		Match	Game 1	Game 2	Game 3	Game 4	Game 5
OGUNKUNLE Isau	NGR	1	7	7	11	9	
SALEH Sameh Mohamed	EGY	3	11	11	7	11	
Duration:		22min	5min	5min	6min	5min	

Match No.: 15 Table: 7

Umpires: PICHARDO Luz (DOM) BENCSIK Imre (HUN)

Player Statistics	OGUNKUNLE Isau (NGR)					Match	SALEH Sameh Mohamed (EGY)					Match
	Game						Game					
	1	2	3	4	5		1	2	3	4	5	
Points won	7	7	11	9		34	11	11	7	11		40
Biggest lead	2	1	4	4		4	4	4	2	2		4
Points won on own serve	5	5	4	5		19	8	6	3	6		23
Points lost on own serve	3	5	4	5		17	2	2	7	4		15
Most consecutive points won	2	3	4	5		5	4	4	2	6		6
Greatest deficit overcome	-	-	2	-		2	2	1	-	4		4
Handedness/Grip	/						/					

Game/Match Statistics	Game					Match
	1	2	3	4	5	
Longest rally (strokes)	16	16	21	9		21
Average rally	7	5	7	4		6

### Game Progress

1	OGUNKUNLE Isau (NGR)	0	1	*1	2	3	3	*3	3	4	5	*5	6	6	6	*6	6	7	7	7		
	SALEH Sameh Mohamed (EGY)	*0	0	1	1	*1	2	3	4	*4	4	5	5	*6	7	8	9	*9	10	11		
2	OGUNKUNLE Isau (NGR)	*0	0	1	1	*1	2	3	4	*4	5	5	5	*5	5	6	7	*7	7	7		
	SALEH Sameh Mohamed (EGY)	0	1	*1	2	3	3	*3	3	4	4	*5	6	7	8	*8	8	9	10	11		
3	OGUNKUNLE Isau (NGR)	0	1	*1	1	2	2	*2	3	4	5	*6	6	7	8	*9	9	9	10	11		
	SALEH Sameh Mohamed (EGY)	*0	0	1	2	*2	3	4	4	*4	4	4	5	*5	5	5	6	*7	7	7		
4	OGUNKUNLE Isau (NGR)	*0	0	0	1	*1	2	3	4	*4	4	5	6	*7	8	9	9	*9	9	9	9	9
	SALEH Sameh Mohamed (EGY)	0	1	*2	2	3	3	*3	3	4	5	*5	5	5	5	*5	6	7	8	*9	10	11

### Note:

The "Greatest deficit overcome" only applies when the player ends up winning the game.

### Legend:

\* Server

No. Number





## Match Results 試合結果

ZHANG Yan (CHN) 2-3 GONZALEZ Cristian (CHI)

Game Summary		Match	Game 1	Game 2	Game 3	Game 4	Game 5
ZHANG Yan	CHN	2	6	12	9	11	7
GONZALEZ Cristian	CHI	3	11	10	11	7	11
Duration:		48min	7min	9min	9min	8min	9min

Match No.: 16 Table: 6

Umpires: GRIAZNOVA Liudmila (RUS) DZIOBA Grzegorz (CAN)

Player Statistics	ZHANG Yan (CHN)						GONZALEZ Cristian (CHI)					
	Game					Match	Game					Match
	1	2	3	4	5		1	2	3	4	5	
Points won	6	12	9	11	7	45	11	10	11	7	11	50
Biggest lead	-	2	1	4	1	4	5	3	4	3	4	5
Points won on own serve	3	8	6	5	4	26	6	7	7	2	7	29
Points lost on own serve	5	3	4	5	4	21	3	4	3	6	3	19
Most consecutive points won	3	3	3	4	3	4	4	3	5	4	3	5
Greatest deficit overcome	-	3	-	3	-	3	-	-	1	-	1	1
Handedness/Grip	/						/					

Game/Match Statistics	Game					Match
	1	2	3	4	5	
Longest rally (strokes)	13	13	11	12	12	13
Average rally	6	5	5	4	5	5

### Game Progress

1 ZHANG Yan (CHN)	0	0	*0	1	2	2	*2	2	2	3	*3	3	4	5	*6	6	6	6					
GONZALEZ Cristian (CHI)	*0	1	2	2	*2	3	4	5	*6	6	7	8	*8	8	8	9	*10	11					
2 ZHANG Yan (CHN)	*0	1	1	1	*1	2	3	3	*3	3	4	5	*5	6	7	7	*8	9	9	9	*10	11	12
GONZALEZ Cristian (CHI)	0	0	*1	2	3	3	*3	4	5	6	*6	6	7	7	*7	8	8	8	*9	10	10	*10	10
3 ZHANG Yan (CHN)	0	1	*1	1	1	1	*1	2	3	3	*4	5	6	6	*6	7	8	8	*9	9	9	9	
GONZALEZ Cristian (CHI)	*0	0	1	2	*3	4	5	5	*5	6	6	6	*6	7	8	8	*8	9	9	10	11		
4 ZHANG Yan (CHN)	*0	1	1	2	*2	2	2	2	*3	3	4	5	*6	7	7	8	*9	10	11				
GONZALEZ Cristian (CHI)	0	0	*1	1	2	3	*4	5	5	6	*6	6	6	6	*7	7	7	7	7				
5 ZHANG Yan (CHN)	0	1	*1	1	1	2	*2	3	4	5	*5	6	6	6	*6	7	7	7					
GONZALEZ Cristian (CHI)	*0	0	1	2	*3	3	4	4	*4	4	5	5	*6	7	8	8	*9	10	11				

**Note:**  
The "Greatest deficit overcome" only applies when the player ends up winning the game.

**Legend:**  
\* Server  
No. Number



## Match Results 試合結果

ZYLKA Krzysztof (POL) 3-0 NACHAZEL Filip (CZE)

Game Summary		Match	Game 1	Game 2	Game 3	Game 4	Game 5
ZYLKA Krzysztof	POL	3	13	11	11		
NACHAZEL Filip	CZE	0	11	8	8		
Duration:		20min	5min	5min	7min		

Match No.: 17 Table: 5

Umpires: GULLBERG Jens (DEN) KRMEJ Milana (SLO)

Player Statistics	ZYLKA Krzysztof (POL)					Match	NACHAZEL Filip (CZE)					Match
	Game						Game					
	1	2	3	4	5		1	2	3	4	5	
Points won	13	11	11			35	11	8	8			27
Biggest lead	6	3	4			6	-	1	3			3
Points won on own serve	7	6	4			17	6	5	2			13
Points lost on own serve	5	3	6			14	6	5	7			18
Most consecutive points won	3	2	6			6	6	2	4			6
Greatest deficit overcome	-	1	3			3	-	-	-			-
Handedness/Grip	/						/					

Game/Match Statistics	Game					Match
	1	2	3	4	5	
Longest rally (strokes)	8	10	15			15
Average rally	4	4	4			4

### Game Progress

1 ZYLKA Krzysztof (POL)	*0	1	2	2	*3	3	4	5	*6	6	7	8	*9	9	10	10	*10	10	10	*10	11	*11	12	13	
NACHAZEL Filip (CZE)	0	0	*0	1	1	2	*2	2	2	3	*3	3	3	4	*4	5	6	7	*8	9	10	*10	11	*11	11
2 ZYLKA Krzysztof (POL)	0	1	*1	1	2	2	*3	4	4	5	*5	6	6	7	*7	8	9	9	*10	11					
NACHAZEL Filip (CZE)	*0	0	1	2	*2	3	3	3	*4	4	5	5	*6	6	7	7	*7	8	8	8					
3 ZYLKA Krzysztof (POL)	*0	0	1	2	*2	2	2	2	*3	4	5	6	*7	8	8	9	*10	10	10	11					
NACHAZEL Filip (CZE)	0	1	*1	1	2	3	*4	5	5	5	*5	5	5	5	*6	6	6	7	*8	8					

### Note:

The "Greatest deficit overcome" only applies when the player ends up winning the game.

### Legend:

\* Server

No. Number



## Match Results 試合結果

GUO Xingyuan (CHN) 2-3 TRAVNICEK Boris (SVK)

Game Summary		Match	Game 1	Game 2	Game 3	Game 4	Game 5
GUO Xingyuan	CHN	2	8	4	11	11	5
TRAVNICEK Boris	SVK	3	11	11	9	9	11
Duration:		41min	7min	6min	9min	8min	8min

Match No.: 18 Table: 8

Umpires: HERMANS Michel (BEL) KHALILI MARANDI Pari (MAS)

Player Statistics	GUO Xingyuan (CHN)						TRAVNICEK Boris (SVK)					
	Game					Match	Game					Match
	1	2	3	4	5		1	2	3	4	5	
Points won	8	4	11	11	5	39	11	11	9	9	11	51
Biggest lead	-	1	2	3	-	3	5	7	3	1	6	7
Points won on own serve	6	3	6	8	3	26	7	7	5	7	6	32
Points lost on own serve	4	4	4	2	5	19	2	1	5	3	2	13
Most consecutive points won	3	2	4	3	2	4	3	7	3	3	4	7
Greatest deficit overcome	-	-	3	1	-	3	-	1	-	-	-	1
Handedness/Grip	/						/					

Game/Match Statistics	Game					Match
	1	2	3	4	5	
Longest rally (strokes)	15	16	31	19	37	37
Average rally	6	5	8	6	11	7

### Game Progress

1	GUO Xingyuan (CHN)	*0	0	1	1	*1	2	2	3	*3	4	4	4	*4	5	5	5	*6	7	8	8	
	TRAVNICEK Boris (SVK)	0	1	*1	2	3	3	*4	4	5	5	*6	7	8	8	*9	10	10	10	*10	11	
2	GUO Xingyuan (CHN)	0	1	*1	1	2	2	*2	3	4	4	*4	4	4	4	*4	4					
	TRAVNICEK Boris (SVK)	*0	0	1	2	*2	3	4	4	*4	5	6	7	*8	9	10	11					
3	GUO Xingyuan (CHN)	*0	0	0	1	*2	3	3	3	*3	4	4	4	*5	6	7	8	*8	9	10	10	11
	TRAVNICEK Boris (SVK)	0	1	*2	2	2	2	*3	4	5	5	*6	7	7	7	*7	7	8	8	*8	9	9
4	GUO Xingyuan (CHN)	0	1	*1	2	3	3	*3	3	4	4	*5	6	7	7	*7	8	9	10	*10	10	11
	TRAVNICEK Boris (SVK)	*0	0	1	1	*1	2	3	4	*4	5	5	5	*5	6	7	7	*7	7	8	9	9
5	GUO Xingyuan (CHN)	*0	0	0	0	*1	2	2	2	*2	2	3	4	*4	4	5	5	5				
	TRAVNICEK Boris (SVK)	0	1	*2	3	3	3	*4	5	6	7	*7	7	8	9	*9	10	11				

**Note:**  
The "Greatest deficit overcome" only applies when the player ends up winning the game.

**Legend:**  
\* Server No. Number



## Match Results 試合結果

**LOPEZ SAYAGO Francisco (ESP) 3-0 GONZALEZ Cristian (CHI)**

Game Summary		Match	Game 1	Game 2	Game 3	Game 4	Game 5
LOPEZ SAYAGO Francisco	ESP	3	14	11	11		
GONZALEZ Cristian	CHI	0	12	7	9		
Duration:		30min	10min	7min	11min		

Match No.: 24 Table: 6

Umpires: ZAKI Khaled (EGY) FOUCHARD Frederic (FRA)

Player Statistics	LOPEZ SAYAGO Francisco (ESP)					Match	GONZALEZ Cristian (CHI)					Match
	Game						Game					
	1	2	3	4	5		1	2	3	4	5	
Points won	14	11	11			36	12	7	9			28
Biggest lead	3	6	7			7	2	-	-			2
Points won on own serve	7	5	6			18	6	2	5			13
Points lost on own serve	6	5	4			15	7	6	5			18
Most consecutive points won	3	4	6			6	4	2	5			5
Greatest deficit overcome	2	-	-			2	-	-	-			-
Handedness/Grip	/						/					

Game/Match Statistics	Game					Match
	1	2	3	4	5	
Longest rally (strokes)	16	19	16			19
Average rally	7	8	6			7

### Game Progress

1	LOPEZ SAYAGO Francisco (ESP)	0	1	*2	3	3	4	*4	4	5	5	*6	6	7	7	*7	7	7	8	*9	9	10	*10	11	*11	12	*13
	GONZALEZ Cristian (CHI)	*0	0	0	0	*1	1	2	3	*3	4	4	5	*5	6	7	8	*9	9	9	10	*10	11	*11	12	*12	12
		14																									
		12																									
2	LOPEZ SAYAGO Francisco (ESP)	*0	1	1	2	*3	4	4	5	*5	6	7	8	*9	9	9	10	*10	10	11							
	GONZALEZ Cristian (CHI)	0	0	*1	1	1	1	*2	2	3	3	*3	3	3	4	*5	5	6	7	7							
3	LOPEZ SAYAGO Francisco (ESP)	0	1	*1	2	3	4	*5	6	7	7	*8	9	9	9	*10	10	10	10	*10	10	11					
	GONZALEZ Cristian (CHI)	*0	0	1	1	*1	1	1	1	*1	2	2	2	*3	4	4	5	*6	7	8	9	9					

**Note:**  
The "Greatest deficit overcome" only applies when the player ends up winning the game.

**Legend:**  
\* Server  
No. Number



## Match Results 試合結果

ZYLKA Krzysztof (POL) 3-0 CHAIWUT Wanchai (THA)

Game Summary		Match	Game 1	Game 2	Game 3	Game 4	Game 5
ZYLKA Krzysztof	POL	3	11	12	11		
CHAIWUT Wanchai	THA	0	7	10	7		
Duration:		24min	7min	2min	5min		

Match No.: 25 Table: 5

Umpires: BYSTRICAN Marian (SVK) FUKUDA Tomoko (JPN)

Player Statistics	ZYLKA Krzysztof (POL)					Match	CHAIWUT Wanchai (THA)					Match	
	Game						Match	Game					
	1	2	3	4	5			1	2	3	4		5
Points won	11	12	11			34	7	10	7			24	
Biggest lead	4	4	4			4	-	2	2			2	
Points won on own serve	6	8	4			18	5	7	3			15	
Points lost on own serve	2	3	4			9	5	4	7			16	
Most consecutive points won	3	6	5			6	2	6	3			6	
Greatest deficit overcome	-	2	2			2	-	-	-			-	
Handedness/Grip						/						/	

Game/Match Statistics	Game					Match
	1	2	3	4	5	
Longest rally (strokes)	7	13	11			13
Average rally	4	5	5			5

### Game Progress

1	ZYLKA Krzysztof (POL)	0	1	*1	2	3	4	*4	4	5	5	*5	6	7	8	*8	9	9	10	11				
	CHAIWUT Wanchai (THA)	*0	0	1	1	*1	1	2	3	*3	4	5	5	*5	5	6	6	*7	7	7				
2	ZYLKA Krzysztof (POL)	*0	1	1	1	*1	2	3	4	*5	6	7	7	*7	7	7	7	*7	8	9	9	*10	11	12
	CHAIWUT Wanchai (THA)	0	0	*1	2	3	3	*3	3	3	3	*3	4	5	6	*7	8	9	9	*9	10	10	*10	10
3	ZYLKA Krzysztof (POL)	0	1	*1	1	1	2	*3	4	5	5	*6	6	6	6	*7	8	9	10	11				
	CHAIWUT Wanchai (THA)	*0	0	1	2	*3	3	3	3	*3	4	4	5	*6	7	7	7	*7	7	7				

### Note:

The "Greatest deficit overcome" only applies when the player ends up winning the game.

### Legend:

\* Server

No. Number



## Match Results 試合結果

KIM Jung-Gil (KOR) 1-3 TRAVNICEK Boris (SVK)

Game Summary		Match	Game 1	Game 2	Game 3	Game 4	Game 5
KIM Jung-Gil	KOR	1	11	4	7	6	
TRAVNICEK Boris	SVK	3	6	11	11	11	
Duration:		30min	6min	6min	5min	6min	

Match No.: 20 Table: 7

Umpires: BOGREN Ingrid (SWE) PICHARDO Luz (DOM)

Player Statistics	KIM Jung-Gil (KOR)					Match	TRAVNICEK Boris (SVK)					Match
	Game						Game					
	1	2	3	4	5		1	2	3	4	5	
Points won	11	4	7	6		28	6	11	11	11		39
Biggest lead	5	-	2	2		5	1	7	4	5		7
Points won on own serve	7	3	5	5		20	4	7	6	8		25
Points lost on own serve	2	4	5	3		14	4	1	2	1		8
Most consecutive points won	4	3	2	2		4	2	5	3	3		5
Greatest deficit overcome	1	-	-	-		1	-	-	2	2		2
Handedness/Grip	/						/					

Game/Match Statistics	Game					Match
	1	2	3	4	5	
Longest rally (strokes)	17	22	18	16		22
Average rally	6	8	7	5		6

### Game Progress

1	KIM Jung-Gil (KOR)	*0	0	1	2	*2	3	4	4	*4	5	6	7	*8	8	9	10	*10	11	
	TRAVNICEK Boris (SVK)	0	1	*1	1	2	2	*2	3	4	4	*4	4	4	5	*5	5	6	6	
2	KIM Jung-Gil (KOR)	0	0	*0	0	0	0	*1	2	3	3	*3	4	4	4	*4	4		4	
	TRAVNICEK Boris (SVK)	*0	1	2	3	*4	5	5	5	*5	6	7	7	*8	9	10	11			
3	KIM Jung-Gil (KOR)	*0	1	2	2	*2	2	3	3	*3	4	5	5	*6	6	6	6	*7	7	7
	TRAVNICEK Boris (SVK)	0	0	*0	1	2	3	*3	4	5	5	*5	6	6	7	*8	9	9	10	11
4	KIM Jung-Gil (KOR)	0	1	*1	2	3	3	*3	3	4	4	*4	5	5	5	*5	6	6	6	
	TRAVNICEK Boris (SVK)	*0	0	1	1	*1	2	3	4	*4	5	6	6	*7	8	9	9	*10	11	

### Note:

The "Greatest deficit overcome" only applies when the player ends up winning the game.

### Legend:

\* Server

No. Number



Match Results  
試合結果

SALEH Sameh Mohamed (EGY) 3-2 ASTAN Adyos (INA)

Game Summary		Match	Game 1	Game 2	Game 3	Game 4	Game 5
SALEH Sameh Mohamed	EGY	3	6	11	15	10	11
ASTAN Adyos	INA	2	11	8	13	12	9
Duration:		40min	5min	6min	8min	8min	9min

Match No.: 21 Table: 8  
Umpires: DZIOBA Grzegorz (CAN) BENCSIK Imre (HUN)

Player Statistics	SALEH Sameh Mohamed (EGY)						ASTAN Adyos (INA)					
	Game					Match	Game					Match
	1	2	3	4	5		1	2	3	4	5	
Points won	6	11	15	10	11	53	11	8	13	12	9	53
Biggest lead	1	3	3	3	5	5	5	2	1	2	1	5
Points won on own serve	3	7	7	6	5	28	6	5	6	7	4	28
Points lost on own serve	5	3	7	5	5	25	3	4	8	4	6	25
Most consecutive points won	2	3	3	3	4	4	4	3	3	4	4	4
Greatest deficit overcome	-	2	1	-	1	2	1	-	-	3	-	3
Handedness/Grip	/						/					

Game/Match Statistics	Game					Match
	1	2	3	4	5	
Longest rally (strokes)	18	15	19	28	27	28
Average rally	7	6	6	8	8	7

Game Progress

1 SALEH Sameh Mohamed (EGY)	0	1	*1	2	2	2	*3	3	3	3	*3	4	5	5	*6	6	6	6								
ASTAN Adyos (INA)	*0	0	1	1	*2	3	3	4	*5	6	7	7	*7	8	8	9	*10	11								
2 SALEH Sameh Mohamed (EGY)	*0	1	2	2	*2	2	3	3	*3	4	5	6	*6	7	7	8	*9	9	10	11						
ASTAN Adyos (INA)	0	0	*0	1	2	3	*3	4	5	5	*5	5	6	6	*7	7	7	8	*8	8						
3 SALEH Sameh Mohamed (EGY)	0	1	*2	2	2	3	*3	4	5	5	*6	7	7	7	*7	8	8	9	*10	10	10	*11	11	*11	12	*12
ASTAN Adyos (INA)	*0	0	0	1	*2	2	3	3	*3	4	4	4	*5	6	7	7	*8	8	8	9	*10	10	*11	12	*12	13
	13	*14	15																							
	*13	13	13																							
4 SALEH Sameh Mohamed (EGY)	*0	1	1	2	*3	4	4	5	*5	5	6	6	*6	6	7	7	*8	9	10	10	*10	10	10	10	10	
ASTAN Adyos (INA)	0	0	*1	1	1	1	*2	2	3	4	*4	5	6	7	*7	8	8	8	*8	9	10	*11	12	12	12	
5 SALEH Sameh Mohamed (EGY)	0	0	*1	2	2	3	*4	5	6	6	*7	8	8	9	*9	9	9	9	*10	10	11					
ASTAN Adyos (INA)	*0	1	1	1	*2	2	2	2	*2	3	3	3	*4	4	5	6	*7	8	8	9	9					

Note:  
The "Greatest deficit overcome" only applies when the player ends up winning the game.

Legend:  
\* Server No. Number



## Match Results

試合結果

**OZTURK Abdullah (TUR) 3-0 LOPEZ SAYAGO Francisco (ESP)**

Game Summary		Match	Game 1	Game 2	Game 3	Game 4	Game 5
OZTURK Abdullah	TUR	3	11	11	11		
LOPEZ SAYAGO Francisco	ESP	0	6	9	2		
Duration:		19min	6min	7min	5min		

Match No.: 27 Table: 5

Umpires: KHALILI MARANDI Pari (MAS) RASINEN Asko (FIN)

Player Statistics	OZTURK Abdullah (TUR)					Match	LOPEZ SAYAGO Francisco (ESP)					Match	
	Game						Match	Game					
	1	2	3	4	5			1	2	3	4		5
Points won	11	11	11			33	6	9	2			17	
Biggest lead	5	2	9			9	-	4	-			4	
Points won on own serve	7	5	6			18	4	4	1			9	
Points lost on own serve	2	5	1			8	4	6	5			15	
Most consecutive points won	4	5	6			6	2	4	1			4	
Greatest deficit overcome	-	4	-			4	-	-	-			-	
Handedness/Grip						/						/	

Game/Match Statistics	Game					Match
	1	2	3	4	5	
Longest rally (strokes)	12	8	12			12
Average rally	5	4	6			5

### Game Progress

1	OZTURK Abdullah (TUR)	*0	1	2	3	*4	4	5	5	*5	6	6	6	*7	8	9	9	*10	11			
	LOPEZ SAYAGO Francisco (ESP)	0	0	*0	0	0	1	*1	2	3	3	*4	5	5	5	*5	6	6	6			
2	OZTURK Abdullah (TUR)	0	0	*0	0	0	1	*2	2	2	3	*3	4	5	6	*7	8	8	9	*9	10	11
	LOPEZ SAYAGO Francisco (ESP)	*0	1	2	3	*4	4	4	5	*6	6	7	7	*7	7	7	7	*8	8	9	9	9
3	OZTURK Abdullah (TUR)	*0	1	2	3	*4	4	5	6	*7	8	9	10	*10	11							
	LOPEZ SAYAGO Francisco (ESP)	0	0	*0	0	0	1	*1	1	1	1	1	1	*1	1	2	2					

### Note:

The "Greatest deficit overcome" only applies when the player ends up winning the game.

### Legend:

\* Server

No. Number





## Match Results 試合結果

ZYLKA Krzysztof (POL) 1-3 THOMAS Maxime (FRA)

Game Summary		Match	Game 1	Game 2	Game 3	Game 4	Game 5
ZYLKA Krzysztof	POL	1	7	11	5	3	
THOMAS Maxime	FRA	3	11	8	11	11	
Duration:		21min	5min	5min	4min	5min	

Match No.: 28 Table: 5

Umpires: DZIOBA Grzegorz (CAN) BENCSIK Imre (HUN)

Player Statistics	ZYLKA Krzysztof (POL)					Match	THOMAS Maxime (FRA)					Match
	Game						Game					
	1	2	3	4	5		1	2	3	4	5	
Points won	7	11	5	3		26	11	8	11	11		41
Biggest lead	4	4	-	-		4	4	2	6	8		8
Points won on own serve	2	6	3	3		14	3	5	6	8		22
Points lost on own serve	8	3	5	3		19	5	5	2	0		12
Most consecutive points won	3	5	2	2		5	6	3	4	6		6
Greatest deficit overcome	-	2	-	-		2	4	-	-	-		4
Handedness/Grip	/						/					

Game/Match Statistics	Game					Match
	1	2	3	4	5	
Longest rally (strokes)	12	8	7	13		13
Average rally	5	4	4	5		4

### Game Progress

1	ZYLKA Krzysztof (POL)	*0	0	1	2	*3	3	4	5	*6	6	6	6	*6	6	6	7	*7	7	7	
	THOMAS Maxime (FRA)	0	1	*1	1	1	2	*2	2	2	3	*4	5	6	7	*8	8	9	10	11	
2	ZYLKA Krzysztof (POL)	0	1	*1	2	2	2	*2	3	4	5	*6	7	7	8	*9	9	10	10	*10	11
	THOMAS Maxime (FRA)	*0	0	1	1	*2	3	4	4	*4	4	4	4	*5	5	5	6	*6	7	8	8
3	ZYLKA Krzysztof (POL)	*0	0	0	1	*1	1	2	2	*2	2	2	3	*3	4	5	5	5	5	5	
	THOMAS Maxime (FRA)	0	1	*2	2	3	4	*4	5	6	7	*8	8	9	9	*9	10	11	11		
4	ZYLKA Krzysztof (POL)	0	0	*0	1	2	2	*2	2	3	3	*3	3	3	3	3	3	3	3		
	THOMAS Maxime (FRA)	*0	1	2	2	*2	3	4	5	*5	6	7	8	*9	10	11	11				

### Note:

The "Greatest deficit overcome" only applies when the player ends up winning the game.

### Legend:

\* Server

No. Number



## Match Results

試合結果

**TURAN Nesim (TUR) 3-0 TRAVNICEK Boris (SVK)**

Game Summary		Match	Game 1	Game 2	Game 3	Game 4	Game 5
TURAN Nesim	TUR	3	11	12	11		
TRAVNICEK Boris	SVK	0	9	10	9		
Duration:		25min	7min	8min	9min		

Match No.: 29 Table: 8

Umpires: SHIBATA Keiko (JPN) NG Tsz Kin (HKG)

Player Statistics	TURAN Nesim (TUR)					Match	TRAVNICEK Boris (SVK)					Match	
	Game						Match	Game					
	1	2	3	4	5			1	2	3	4		5
Points won	11	12	11			34	9	10	9			28	
Biggest lead	2	2	2			2	6	2	5			6	
Points won on own serve	6	7	7			20	5	6	6			17	
Points lost on own serve	4	4	3			11	5	5	4			14	
Most consecutive points won	5	3	5			5	4	3	4			4	
Greatest deficit overcome	6	2	5			6	-	-	-			-	
Handedness/Grip	/						/						

Game/Match Statistics	Game					Match
	1	2	3	4	5	
Longest rally (strokes)	28	38	46			46
Average rally	7	8	12			9

### Game Progress

1	TURAN Nesim (TUR)	0	0	*0	0	0	1	*1	1	1	2	*3	4	5	6	*6	7	8	9	*9	10	11		
	TRAVNICEK Boris (SVK)	*0	1	2	3	*4	4	5	6	*7	7	7	*7	7	8	8	*8	8	9	9	9	9		
2	TURAN Nesim (TUR)	*0	1	2	2	*2	3	3	4	*4	4	5	6	*6	6	6	7	*7	8	9	9	*10	11	12
	TRAVNICEK Boris (SVK)	0	0	*0	1	2	2	*3	3	4	5	*5	5	6	7	*8	8	9	9	*9	10	10	*10	10
3	TURAN Nesim (TUR)	0	0	*0	1	1	1	*1	1	2	3	*4	5	6	6	*7	7	8	9	*9	10	11		
	TRAVNICEK Boris (SVK)	*0	1	2	2	*3	4	5	6	*6	6	6	6	*6	7	7	8	*8	8	9	9	9		

**Note:**  
The "Greatest deficit overcome" only applies when the player ends up winning the game.

**Legend:**  
\* Server  
No. Number



## Match Results 試合結果

SALEH Sameh Mohamed (EGY) 0-3 KIM Young-Gun (KOR)

Game Summary		Match	Game 1	Game 2	Game 3	Game 4	Game 5
SALEH Sameh Mohamed	EGY	0	8	4	4		
KIM Young-Gun	KOR	3	11	11	11		
Duration:		18min	6min	5min	5min		

Match No.: 30 Table: 6

Umpires: IBA Yoko (JPN) YAMAGUCHI Yumi (JPN)

Player Statistics	SALEH Sameh Mohamed (EGY)					Match	KIM Young-Gun (KOR)					Match
	Game						Game					
	1	2	3	4	5		1	2	3	4	5	
Points won	8	4	4			16	11	11	11			33
Biggest lead	3	1	1			3	3	7	7			7
Points won on own serve	4	3	2			9	6	6	6			18
Points lost on own serve	5	5	5			15	4	1	2			7
Most consecutive points won	3	2	1			3	4	4	5			5
Greatest deficit overcome	-	-	-			-	3	1	1			3
Handedness/Grip	/						/					

Game/Match Statistics	Game					Match
	1	2	3	4	5	
Longest rally (strokes)	40	45	27			45
Average rally	7	11	9			9

### Game Progress

1	SALEH Sameh Mohamed (EGY)	0	0	*1	2	2	3	*4	5	5	5	*5	5	6	6	*7	8	8	8	*8	8
	KIM Young-Gun (KOR)	*0	1	1	1	*2	2	2	2	*3	4	5	6	*6	7	7	7	*8	9	10	11
2	SALEH Sameh Mohamed (EGY)	*0	1	1	1	*1	2	2	2	*2	2	3	4	*4	4	4	4	4	4	4	4
	KIM Young-Gun (KOR)	0	0	*1	2	3	3	*4	5	6	7	*7	7	8	9	*10	11				
3	SALEH Sameh Mohamed (EGY)	0	1	*1	1	1	1	*1	2	2	3	*3	4	4	4	*4	4	4	4	4	4
	KIM Young-Gun (KOR)	*0	0	1	2	*3	4	5	5	*6	6	7	7	*8	9	10	11				

### Note:

The "Greatest deficit overcome" only applies when the player ends up winning the game.

### Legend:

\* Server

No. Number



## Match Results

試合結果

OZTURK Abdullah (TUR) 3-1 THOMAS Maxime (FRA)

Game Summary		Match	Game 1	Game 2	Game 3	Game 4	Game 5
OZTURK Abdullah	TUR	3	13	8	11	11	
THOMAS Maxime	FRA	1	11	11	9	8	
Duration:		37min	10min	7min	9min	10min	

Match No.: 31 Table: 6

Umpires: ZAKI Khaled (EGY) SELIG Gert (GER)

Player Statistics	OZTURK Abdullah (TUR)					Match	THOMAS Maxime (FRA)					Match
	Game						Game					
	1	2	3	4	5		1	2	3	4	5	
Points won	13	8	11	11		43	11	11	9	8		39
Biggest lead	2	-	2	3		3	5	5	2	2		5
Points won on own serve	6	3	4	6		19	5	5	3	5		18
Points lost on own serve	6	6	6	3		21	7	5	7	5		24
Most consecutive points won	3	4	3	4		4	3	5	2	2		5
Greatest deficit overcome	5	-	2	2		5	-	-	-	-		-
Handedness/Grip	/						/					

Game/Match Statistics	Game					Match
	1	2	3	4	5	
Longest rally (strokes)	17	11	12	18		18
Average rally	7	5	5	8		6

### Game Progress

1	OZTURK Abdullah (TUR)	*0	0	0	0	*1	2	2	2	*2	3	4	4	*4	4	5	6	*7	7	8	9	*10	10	*11	12	13
	THOMAS Maxime (FRA)	0	1	*2	3	3	*4	5	6	6	*6	7	8	9	*9	9	9	10	*10	10	10	*11	11	*11	11	
2	OZTURK Abdullah (TUR)	0	0	*0	0	0	*1	1	2	3	*4	5	5	5	*6	6	7	7	*8	8						
	THOMAS Maxime (FRA)	*0	1	2	3	*4	5	5	6	*6	6	6	6	*7	8	8	9	*9	10	10	11					
3	OZTURK Abdullah (TUR)	*0	1	1	1	*2	2	2	3	*4	4	4	5	*6	7	7	7	*8	9	10	10	11				
	THOMAS Maxime (FRA)	0	0	*1	2	2	3	*4	4	4	5	*6	6	6	6	*7	8	8	8	*8	9	9				
4	OZTURK Abdullah (TUR)	0	0	*0	1	1	2	*2	3	3	4	*5	6	7	7	*8	8	9	9	*10	11					
	THOMAS Maxime (FRA)	*0	1	2	2	*3	3	4	4	*5	5	5	5	*5	6	6	7	*7	8	8	8					

### Note:

The "Greatest deficit overcome" only applies when the player ends up winning the game.

### Legend:

\* Server

No. Number



## Match Results

試合結果

TURAN Nesim (TUR) 1-3 KIM Young-Gun (KOR)

Game Summary		Match	Game 1	Game 2	Game 3	Game 4	Game 5
TURAN Nesim	TUR	1	11	9	7	2	
KIM Young-Gun	KOR	3	9	11	11	11	
Duration:		38min	8min	10min	9min	8min	

Match No.: 32 Table: 5

Umpires: PICHARDO Luz (DOM) HIGASHIJIMA Masae (JPN)

Player Statistics	TURAN Nesim (TUR)					Match	KIM Young-Gun (KOR)					Match	
	Game						Match	Game					
	1	2	3	4	5			1	2	3	4		5
Points won	11	9	7	2		29	9	11	11	11		42	
Biggest lead	3	3	1	1		3	2	2	4	9		9	
Points won on own serve	5	4	3	2		14	4	5	6	6		21	
Points lost on own serve	5	6	5	5		21	6	5	4	0		15	
Most consecutive points won	4	2	3	1		4	3	4	4	7		7	
Greatest deficit overcome	2	-	-	-		2	-	3	1	1		3	
Handedness/Grip						/						/	

Game/Match Statistics	Game					Match
	1	2	3	4	5	
Longest rally (strokes)	40	42	42	46		46
Average rally	13	15	12	20		15

### Game Progress

1	TURAN Nesim (TUR)	0	1	*1	1	1	2	*3	4	4	4	*4	5	6	7	*8	8	9	10	*10	10	11	
	KIM Young-Gun (KOR)	*0	0	1	2	*3	3	3	3	*4	5	6	6	*6	6	6	7	*7	7	7	8	9	9
2	TURAN Nesim (TUR)	*0	1	2	2	*3	3	3	4	*5	5	6	7	*7	7	7	7	*8	8	9	9	9	9
	KIM Young-Gun (KOR)	0	0	*0	1	1	2	*3	3	3	4	*4	4	5	6	*7	8	8	9	*9	10	11	11
3	TURAN Nesim (TUR)	0	1	*1	2	2	2	*3	4	4	4	*4	4	5	6	*7	7	7	7	7	7	7	7
	KIM Young-Gun (KOR)	*0	0	1	1	*2	3	3	3	*4	5	6	7	*7	7	7	8	*9	10	11	11	11	11
4	TURAN Nesim (TUR)	*0	1	1	1	*1	1	2	2	*2	2	2	2	*2	2	2	2	2	2	2	2	2	2
	KIM Young-Gun (KOR)	0	0	*1	2	3	4	*4	5	6	7	*8	9	10	11	11	11	11	11	11	11	11	11

**Note:**  
The "Greatest deficit overcome" only applies when the player ends up winning the game.

**Legend:**  
\* Server No. Number



## Match Results

試合結果

OZTURK Abdullah (TUR) 3-1 KIM Young-Gun (KOR)

Game Summary		Match	Game 1	Game 2	Game 3	Game 4	Game 5
OZTURK Abdullah	TUR	3	9	11	11	12	
KIM Young-Gun	KOR	1	11	6	7	10	
Duration:		41min	8min	8min	10min	13min	

Match No.: 33 Table: 6

Umpires: SELIG Gert (GER) BENCSIK Imre (HUN)

Player Statistics	OZTURK Abdullah (TUR)					Match	KIM Young-Gun (KOR)					Match
	Game						Game					
	1	2	3	4	5		1	2	3	4	5	
Points won	9	11	11	12		43	11	6	7	10		34
Biggest lead	2	5	5	3		5	4	-	1	1		4
Points won on own serve	6	4	6	5		21	7	2	3	4		16
Points lost on own serve	4	4	4	6		18	3	7	5	7		22
Most consecutive points won	4	3	5	3		5	5	2	2	3		5
Greatest deficit overcome	-	-	1	1		1	2	-	-	-		2
Handedness/Grip	/						/					

Game/Match Statistics	Game					Match
	1	2	3	4	5	
Longest rally (strokes)	29	17	46	33		46
Average rally	10	8	10	12		10

### Game Progress

1	OZTURK Abdullah (TUR)	*0	0	1	2	*2	3	4	4	*4	5	5	5	*5	5	5	6	*7	8	9	9	9		
	KIM Young-Gun (KOR)	0	1	*1	1	2	2	*2	3	4	4	*5	6	7	8	*9	9	9	9	*9	10	11		
2	OZTURK Abdullah (TUR)	0	1	*2	2	2	3	*4	4	5	5	*6	7	8	8	*9	10	10	11					
	KIM Young-Gun (KOR)	*0	0	0	1	*2	2	2	3	*3	4	4	4	*4	5	5	5	*6	6					
3	OZTURK Abdullah (TUR)	*0	1	1	1	*2	2	3	4	*4	5	5	6	*7	8	9	10	*10	10	11				
	KIM Young-Gun (KOR)	0	0	*1	2	2	3	*3	3	4	4	*5	5	5	5	*5	5	6	7	7				
4	OZTURK Abdullah (TUR)	0	1	*2	3	3	4	*4	4	5	6	*6	6	6	7	*7	7	8	8	*9	9	10	*11	12
	KIM Young-Gun (KOR)	*0	0	0	0	*1	1	2	3	*3	3	4	5	*6	6	7	8	*8	9	9	10	*10	10	10

### Note:

The "Greatest deficit overcome" only applies when the player ends up winning the game.

### Legend:

\* Server

No. Number



## Player Statistics

プレイヤーの統計

As of MON 30 AUG 2021

Players	NPC Code	Matches				Games				Match Duration		
		Played	Won	Lost	%Won	Played	Won	Lost	%Won	All	Average	
ASTAN Adyos	INA	3	1	2	33%	13	6	7	46%	1h34min	31min	
		Points Won				Points Lost						
		Total	Own Serve: 66			Most Consecutive: 5		Total	Own Serve: 62			Most Consecutive: 7
		127	Opp. Serve: 61			GDO: 3		128	Opp. Serve: 66			GLL: 2
CHAIWUT Wanchai	THA	3	1	2	33%	13	5	8	38%	1h55min	38min	
		Points Won				Points Lost						
		Total	Own Serve: 72			Most Consecutive: 9		Total	Own Serve: 57			Most Consecutive: 6
		125	Opp. Serve: 53			GDO: 1		132	Opp. Serve: 75			GLL: 5
GONZALEZ Cristian	CHI	3	1	2	33%	11	3	8	27%	1h41min	34min	
		Points Won				Points Lost						
		Total	Own Serve: 53			Most Consecutive: 5		Total	Own Serve: 50			Most Consecutive: 10
		92	Opp. Serve: 39			GDO: 1		114	Opp. Serve: 64			GLL: 3
GUO Xingyuan	CHN	2	0	2	0%	10	4	6	40%	1h32min	46min	
		Points Won				Points Lost						
		Total	Own Serve: 54			Most Consecutive: 6		Total	Own Serve: 44			Most Consecutive: 7
		90	Opp. Serve: 36			GDO: 5		104	Opp. Serve: 60			GLL: 1
KIM Jung-Gil	KOR	3	1	2	33%	12	5	7	42%	1h23min	28min	
		Points Won				Points Lost						
		Total	Own Serve: 66			Most Consecutive: 5		Total	Own Serve: 45			Most Consecutive: 5
		107	Opp. Serve: 41			GDO: 1		116	Opp. Serve: 71			GLL: 3
KIM Young-Gun	KOR	5	4	1	80%	20	13	7	65%	3h5min	37min	
		Points Won				Points Lost						
		Total	Own Serve: 114			Most Consecutive: 7		Total	Own Serve: 81			Most Consecutive: 5
		209	Opp. Serve: 95			GDO: 4		180	Opp. Serve: 99			GLL: 4
LIS Rafal	POL	2	0	2	0%	7	1	6	14%	46min	23min	
		Points Won				Points Lost						
		Total	Own Serve: 23			Most Consecutive: 4		Total	Own Serve: 41			Most Consecutive: 5
		52	Opp. Serve: 29			GDO: 1		78	Opp. Serve: 37			GLL: 1



## Player Statistics

プレーヤーの統計

As of MON 30 AUG 2021

Players	NPC Code	Matches				Games				Match Duration			
		Played	Won	Lost	%Won	Played	Won	Lost	%Won	All	Average		
LOPEZ SAYAGO Francisco	ESP	4	2	2	50%	14	7	7	50%	1h56min	29min		
		Points Won				Points Lost							
		Total	Own Serve: 78			Most Consecutive: 6		Total	Own Serve: 61			Most Consecutive: 6	
		137	Opp. Serve: 59			GDO: 3		144	Opp. Serve: 83			GLL: 4	
MIHALIK Peter	SVK	Matches				Games				Match Duration			
		Played	Won	Lost	%Won	Played	Won	Lost	%Won	All	Average		
		2	0	2	0%	9	3	6	33%	1h27min	44min		
		Points Won				Points Lost							
Total	Own Serve: 56			Most Consecutive: 4		Total	Own Serve: 45			Most Consecutive: 5			
95	Opp. Serve: 39			GDO: 4		104	Opp. Serve: 59			GLL: 3			
NACHAZEL Filip	CZE	Matches				Games				Match Duration			
		Played	Won	Lost	%Won	Played	Won	Lost	%Won	All	Average		
		2	1	1	50%	7	3	4	43%	45min	23min		
		Points Won				Points Lost							
Total	Own Serve: 37			Most Consecutive: 6		Total	Own Serve: 32			Most Consecutive: 6			
66	Opp. Serve: 29			GDO: 3		71	Opp. Serve: 39			GLL: 3			
OGUNKUNLE Isau	NGR	Matches				Games				Match Duration			
		Played	Won	Lost	%Won	Played	Won	Lost	%Won	All	Average		
		2	0	2	0%	9	3	6	33%	50min	25min		
		Points Won				Points Lost							
Total	Own Serve: 46			Most Consecutive: 5		Total	Own Serve: 39			Most Consecutive: 6			
76	Opp. Serve: 30			GDO: 2		92	Opp. Serve: 53			GLL: 4			
OZTURK Abdullah	TUR	Matches				Games				Match Duration			
		Played	Won	Lost	%Won	Played	Won	Lost	%Won	All	Average		
		5	5	0	100%	18	15	3	83%	2h19min	28min		
		Points Won				Points Lost							
Total	Own Serve: 94			Most Consecutive: 7		Total	Own Serve: 70			Most Consecutive: 5			
191	Opp. Serve: 97			GDO: 5		135	Opp. Serve: 65			GLL: 2			
SALEH Sameh Mohamed	EGY	Matches				Games				Match Duration			
		Played	Won	Lost	%Won	Played	Won	Lost	%Won	All	Average		
		4	2	2	50%	16	7	9	44%	1h47min	27min		
		Points Won				Points Lost							
Total	Own Serve: 73			Most Consecutive: 6		Total	Own Serve: 75			Most Consecutive: 10			
136	Opp. Serve: 63			GDO: 4		160	Opp. Serve: 85			GLL: 3			
THOMAS Maxime	FRA	Matches				Games				Match Duration			
		Played	Won	Lost	%Won	Played	Won	Lost	%Won	All	Average		
		4	3	1	75%	17	10	7	59%	1h53min	28min		
		Points Won				Points Lost							
Total	Own Serve: 90			Most Consecutive: 10		Total	Own Serve: 65			Most Consecutive: 5			
172	Opp. Serve: 82			GDO: 4		138	Opp. Serve: 73			GLL: 5			





## Player Statistics

プレイヤーの統計

As of MON 30 AUG 2021

Players	NPC Code	Matches				Games				Match Duration	
		Played	Won	Lost	%Won	Played	Won	Lost	%Won	All	Average
TRAVNICEK Boris	SVK	4	3	1	75%	17	9	8	53%	2h16min	34min
		Points Won				Points Lost					
		Total	Own Serve:	103	Most Consecutive:	7	Total	Own Serve:	54	Most Consecutive:	9
		165	Opp. Serve:	62	GDO:	4	149	Opp. Serve:	95	GLL:	6
TURAN Nesim	TUR	Matches				Games				Match Duration	
		Played	Won	Lost	%Won	Played	Won	Lost	%Won	All	Average
		4	3	1	75%	15	10	5	67%	2h	30min
		Points Won				Points Lost					
Total	Own Serve:	80	Most Consecutive:	10	Total	Own Serve:	54	Most Consecutive:	7		
146	Opp. Serve:	66	GDO:	6	124	Opp. Serve:	70	GLL:	3		
ZHANG Yan	CHN	Matches				Games				Match Duration	
		Played	Won	Lost	%Won	Played	Won	Lost	%Won	All	Average
		2	0	2	0%	10	4	6	40%	1h22min	41min
		Points Won				Points Lost					
Total	Own Serve:	47	Most Consecutive:	4	Total	Own Serve:	45	Most Consecutive:	6		
85	Opp. Serve:	38	GDO:	3	100	Opp. Serve:	55	GLL:	3		
ZYLKA Krzysztof	POL	Matches				Games				Match Duration	
		Played	Won	Lost	%Won	Played	Won	Lost	%Won	All	Average
		4	2	2	50%	14	8	6	57%	1h33min	23min
		Points Won				Points Lost					
Total	Own Serve:	71	Most Consecutive:	6	Total	Own Serve:	61	Most Consecutive:	6		
133	Opp. Serve:	62	GDO:	3	135	Opp. Serve:	74	GLL:	4		

**Note:**

The "Greatest deficit overcome" only applies when the player ends up winning the game and "Greatest lead lost" only when losing.

**Legend:**

**GDO** Greatest deficit overcome    **GLL** Greatest lead lost    **Opp.** Opponent's



## Tournament Statistics

トーナメントの統計

As of MON 30 AUG 2021

Statistics	Preliminaries	Round of 16	Quarterfinals	Semifinals	Finals	Total
<b>Matches</b>						
Total	18	4	4	2	1	29
Game Margin: 3:0	3 17%	2 50%	3 75%			8 28%
3:1	8 44%	1 25%	1 25%	2 100%	1 100%	13 45%
3:2	7 39%	1 25%				8 28%
Invalid Results Mark						
Duration: Total	9h39min	2h4min	1h23min	1h15min	41min	15h2min
Longest	54min	40min	25min	38min	41min	54min
Shortest	17min	24min	18min	37min	41min	17min
Average	32min	31min	21min	38min	41min	31min
<b>Games</b>						
Total	76	15	13	8	4	116
Point Margin: 11						
10	1 1%					1 1%
9	2 3%		1 8%	1 13%		4 3%
8	3 4%		1 8%			4 3%
7	3 4%	1 7%	2 15%			6 5%
6	4 5%		1 8%			5 4%
5	6 8%	3 20%	1 8%		1 25%	11 9%
4	11 14%	4 27%	1 8%	1 13%	1 25%	18 16%
3	21 28%	1 7%	2 15%	2 25%		26 22%
2	25 33%	6 40%	4 31%	4 50%	2 50%	41 35%
Invalid Results Mark						
Duration: Total	8h35min	1h41min	1h17min	1h11min	39min	13h23min
Longest	14min	11min	9min	10min	13min	14min
Shortest	2min	2min	4min	7min	8min	2min
Average	7min	7min	6min	9min	10min	7min
<b>Points</b>						
Total	1454	295	228	153	77	2207
Per game	19.13	19.67	17.54	19.13	19.25	19.03
Most consecutive won	10	6	6	7	5	10
Greatest deficit overcome	5	3	6	5	2	6
Longest rally	51	28	46	46	46	51
Average rally	6	6	7	10	10	7

**Note:**

The "Greatest deficit overcome" only applies when the player ends up winning the game.



**Medallists**  
メダリスト

Medal	Name	NPC
GOLD	OZTURK Abdullah	TUR - Turkey
SILVER	KIM Young-Gun	KOR - Republic of Korea
BRONZE	THOMAS Maxime	FRA - France
	TURAN Nesim	TUR - Turkey



## Entry List by Event

種目別エントリーリスト

As of SUN 22 AUG 2021

NPC	Name	Date of Birth	Qualification Pathway	World Ranking
ARG - Argentina	DEPERGOLA Mauro	20 MAY 1981	CQ	12
BEL - Belgium	BRANDS Bart	9 SEP 1987	QI	10
CHN - People's Republic of China	CAO Ningning	20 NOV 1987	CQ	1
EGY - Egypt	ZENATY Ayman Kamal	26 JAN 1975	CQ	11
FRA - France	SAVANT AIRA Nicolas	3 NOV 1980	QR	8
GBR - Great Britain	HUNTER SPIVEY Jack	11 MAY 1995	QT	7
GER - Germany	BAUS Valentin	14 DEC 1995	CQ	4
NOR - Norway	URHAUG Tommy	16 JUN 1980	QR	3
SRB - Serbia	PALIKUCA Mitar	21 OCT 1974	QR	5
TPE - Chinese Taipei	CHENG Ming Chih	8 AUG 1979	QR	2
TUR - Turkey	CALISKAN Hamza	13 NOV 1994	QI	9
	OZTURK Ali	1 APR 1993	QR	6

### Legend:

<b>CQ</b>	Continental Qualification	<b>QI</b>	Qualified by Invitation	<b>QR</b>	World Ranking
<b>QT</b>	Qualification Tournament				



Draw - Preliminary Round  
トーナメント表 - 予選ラウンド

GROUP A

Match	Day	Time	Table	Name	1	2	3	Pts	Rk
3-1	25 AUG	12:20	7	1 CAO Ningning (CHN)		<b>3:0</b> 3,9,7	<b>3:0</b> 6,9,8	4	1
2-1	26 AUG	9:40	6						
2-3	26 AUG	16:40	5	2 SAVANT AIRA Nicolas (FRA)	<b>0:3</b> -3,-9,-7		<b>3:2</b> -9,1,6,-10,7	3	2
				3 CALISKAN Hamza (TUR)	<b>0:3</b> -6,-9,-8	<b>2:3</b> 9,-1,-6,10,-7		2	3

GROUP B

Match	Day	Time	Table	Name	1	2	3	Pts	Rk
3-1	25 AUG	12:20	8	1 CHENG Ming Chih (TPE)		<b>0:3</b> -3,-4,-3	<b>3:1</b> 4,3,-12,8	3	2
2-1	26 AUG	9:40	8						
2-3	26 AUG	16:40	8	2 HUNTER SPIVEY Jack (GBR)	<b>3:0</b> 3,4,3		<b>3:1</b> 6,-9,5,8	4	1
				3 BRANDS Bart (BEL)	<b>1:3</b> -4,-3,12,-8	<b>1:3</b> -6,9,-5,-8		2	3

GROUP C

Match	Day	Time	Table	Name	1	2	3	Pts	Rk
3-1	25 AUG	13:00	7	1 URHAUG Tommy (NOR)		<b>2:3</b> -10,7,-8,6,-8	<b>3:0</b> 4,7,6	3	2
2-1	26 AUG	10:20	5						
2-3	26 AUG	17:20	5	2 PALIKUCA Mitar (SRB)	<b>3:2</b> 10,-7,8,-6,8		<b>3:0</b> 8,6,7	4	1
				3 DEPERGOLA Mauro (ARG)	<b>0:3</b> -4,-7,-6	<b>0:3</b> -8,-6,-7		2	3

GROUP D

Match	Day	Time	Table	Name	1	2	3	Pts	Rk
3-1	25 AUG	13:00	6	1 BAUS Valentin (GER)		<b>3:2</b> -7,-9,8,6,6	<b>3:0</b> 7,3,1	4	1
2-1	26 AUG	10:20	6						
2-3	26 AUG	17:20	6	2 OZTURK Ali (TUR)	<b>2:3</b> 7,9,-8,-6,-6		<b>3:0</b> 4,8,4	3	2
				3 ZENATY Ayman Kamal (EGY)	<b>0:3</b> -7,-3,-1	<b>0:3</b> -4,-8,-4		2	3

Qualification rule:

First and Second from each group will qualify for the Quarterfinals.

Legend:

Pts Points

Rk Rank



## Draw - Final Rounds

トーナメント表 - 最終ラウンド

QUALIFIED FROM GROUPS				
Group	Rk	Name	NPC	Match Points
A	1	CAO Ningning	CHN	4
B	1	HUNTER SPIVEY Jack	GBR	4
C	1	PALIKUCA Mitar	SRB	4
D	1	BAUS Valentin	GER	4
A	2	SAVANT AIRA Nicolas	FRA	3
B	2	CHENG Ming Chih	TPE	3
C	2	URHAUG Tommy	NOR	3
D	2	OZTURK Ali	TUR	3

Quarterfinals	NPC Code	Semifinals	NPC Code	Finals	NPC Code
CAO Ningning	CHN				
CHENG Ming Chih	TPE	CAO Ningning 3-0 (11:8, 11:9, 11:6)	CHN		
OZTURK Ali	TUR			CAO Ningning 3-0 (11:7, 11:9, 11:9)	CHN
PALIKUCA Mitar	SRB	OZTURK Ali 3-1 (13:11, 8:11, 11:7, 11:6)	TUR		
BAUS Valentin	GER				
SAVANT AIRA Nicolas	FRA	BAUS Valentin 3-0 (11:3, 11:3, 11:4)	GER		
URHAUG Tommy	NOR			BAUS Valentin 3-0 (11:7, 12:10, 11:7)	GER
HUNTER SPIVEY Jack	GBR	HUNTER SPIVEY Jack 3-2 (9:11, 13:11, 11:9, 10:12, 12:10)	GBR		
					<b>GOLD</b>
					BAUS Valentin 3-2 (11:4, 7:11, 9:11, 13:11, 11:7)
					<b>SILVER</b>
					CAO Ningning
					<b>BRONZE</b>
					HUNTER SPIVEY Jack
					OZTURK Ali

Legend:  
Rk Rank



## Match Results 試合結果

CALISKAN Hamza (TUR) 0-3 CAO Ningning (CHN)

Game Summary		Match	Game 1	Game 2	Game 3	Game 4	Game 5
CALISKAN Hamza	TUR	0	6	9	8		
CAO Ningning	CHN	3	11	11	11		
Duration:		21min	5min	7min	6min		

Match No.: 1 Table: 7

Umpires: GRIAZNOVA Liudmila (RUS) IGARASHI Kumiko (JPN)

Player Statistics	CALISKAN Hamza (TUR)					Match	CAO Ningning (CHN)					Match
	Game						Game					
	1	2	3	4	5		1	2	3	4	5	
Points won	6	9	8			23	11	11	11			33
Biggest lead	-	1	-			1	5	2	3			5
Points won on own serve	3	6	6			15	5	7	7			19
Points lost on own serve	6	4	4			14	3	3	2			8
Most consecutive points won	1	3	3			3	3	3	3			3
Greatest deficit overcome	-	-	-			-	-	1	-			1
Handedness/Grip	/						/					

Game/Match Statistics	Game					Match
	1	2	3	4	5	
Longest rally (strokes)	8	12	12			12
Average rally	5	6	5			5

### Game Progress

1	CALISKAN Hamza (TUR)	*0	0	1	1	*1	2	2	3	*3	3	3	4	*4	4	5	5	*6	6			
	CAO Ningning (CHN)	0	1	*1	2	3	3	*4	4	5	6	*7	7	8	9	*9	10	10	11			
2	CALISKAN Hamza (TUR)	0	0	*0	1	2	2	*3	3	4	4	*4	5	6	7	*7	7	8	9	*9	9	9
	CAO Ningning (CHN)	*0	1	2	2	*2	3	3	4	*4	5	6	6	*6	6	7	8	*8	8	9	10	11
3	CALISKAN Hamza (TUR)	*0	0	1	1	*1	1	2	2	*3	4	5	5	*5	6	6	6	*7	7	8	8	8
	CAO Ningning (CHN)	0	1	*1	2	3	4	*4	5	5	5	*5	6	7	7	*8	9	9	10	*10	11	11

### Note:

The "Greatest deficit overcome" only applies when the player ends up winning the game.

### Legend:

\* Server

No. Number



## Match Results 試合結果

BRANDS Bart (BEL) 1-3 CHENG Ming Chih (TPE)

Game Summary		Match	Game 1	Game 2	Game 3	Game 4	Game 5
BRANDS Bart	BEL	1	4	3	14	8	
CHENG Ming Chih	TPE	3	11	11	12	11	
Duration:		28min	5min	4min	9min	8min	

Match No.: 2 Table: 8

Umpires: KAMIYA Akiko (JPN) TANAKA Rieko (JPN)

Player Statistics	BRANDS Bart (BEL)					Match	CHENG Ming Chih (TPE)					Match
	Game						Game					
	1	2	3	4	5		1	2	3	4	5	
Points won	4	3	14	8		29	11	11	12	11		45
Biggest lead	1	-	3	1		3	7	8	1	7		8
Points won on own serve	2	1	6	4		13	6	4	5	5		20
Points lost on own serve	5	7	7	6		25	2	2	8	4		16
Most consecutive points won	2	1	3	6		6	8	4	4	6		8
Greatest deficit overcome	-	-	1	-		1	1	-	-	1		1
Handedness/Grip	/						/					

Game/Match Statistics	Game					Match
	1	2	3	4	5	
Longest rally (strokes)	18	7	10	25		25
Average rally	5	4	5	7		5

### Game Progress

1	BRANDS Bart (BEL)	0	0	*1	1	2	3	*3	4	4	4	*4	4	4	4	*4	4										
	CHENG Ming Chih (TPE)	*0	1	1	2	*2	2	3	3	*4	5	6	7	*8	9	10	11										
2	BRANDS Bart (BEL)	*0	0	0	0	*1	1	1	2	*2	2	3	3	*3	3	3	3										
	CHENG Ming Chih (TPE)	0	1	*2	3	3	4	*5	5	6	7	*7	8	9	10	11	11										
3	BRANDS Bart (BEL)	0	1	*2	2	3	4	*4	4	5	5	*6	6	6	7	*8	8	9	10	*10	10	10	*10	11	*11	12	*13
	CHENG Ming Chih (TPE)	*0	0	0	1	*1	1	2	3	*3	4	4	5	*6	6	6	7	*7	7	8	9	*10	11	*11	12	*12	12
		14																									
		12																									
4	BRANDS Bart (BEL)	*0	1	1	1	*1	1	1	1	*2	2	2	2	*3	4	5	6	*7	8	8	8	8	8	8	8	8	8
	CHENG Ming Chih (TPE)	0	0	*1	2	3	4	*5	6	6	7	*8	9	9	9	*9	9	9	9	9	*10	11	*11	12	*12	12	12

### Note:

The "Greatest deficit overcome" only applies when the player ends up winning the game.

### Legend:

\* Server

No. Number





## Match Results 試合結果

DEPERGOLA Mauro (ARG) 0-3 URHAUG Tommy (NOR)

Game Summary		Match	Game 1	Game 2	Game 3	Game 4	Game 5
DEPERGOLA Mauro	ARG	0	4	7	6		
URHAUG Tommy	NOR	3	11	11	11		
Duration:		20min	5min	7min	6min		

Match No.: 3 Table: 7

Umpires: IBA Yoko (JPN) BENCSIK Imre (HUN)

Player Statistics	DEPERGOLA Mauro (ARG)					Match	URHAUG Tommy (NOR)					Match
	Game						Game					
	1	2	3	4	5		1	2	3	4	5	
Points won	4	7	6			17	11	11	11			33
Biggest lead	1	1	-			1	7	4	5			7
Points won on own serve	3	4	4			11	7	5	7			19
Points lost on own serve	4	6	4			14	1	3	2			6
Most consecutive points won	1	2	3			3	4	4	5			5
Greatest deficit overcome	-	-	-			-	1	1	-			1
Handedness/Grip	/						/					

Game/Match Statistics	Game					Match
	1	2	3	4	5	
Longest rally (strokes)	9	12	9			12
Average rally	4	5	5			5

### Game Progress

1	DEPERGOLA Mauro (ARG)	0	1	*1	1	2	2	*2	3	3	3	*3	3	4	4	*4	4			
	URHAUG Tommy (NOR)	*0	0	1	2	*2	3	4	4	*5	6	7	8	*8	9	10	11			
2	DEPERGOLA Mauro (ARG)	*0	0	1	1	*2	3	3	3	*3	3	4	4	*5	6	6	7	*7	7	7
	URHAUG Tommy (NOR)	0	1	*1	2	2	2	*3	4	5	6	*6	7	7	7	*8	8	9	10	11
3	DEPERGOLA Mauro (ARG)	0	0	*0	1	1	1	*2	3	4	4	*4	4	4	4	*5	6	6	6	
	URHAUG Tommy (NOR)	*0	1	2	2	*3	4	4	4	*4	5	6	7	*8	9	9	9	*10	11	

**Note:**  
The "Greatest deficit overcome" only applies when the player ends up winning the game.

**Legend:**  
\* Server No. Number



## Match Results 試合結果

ZENATY Ayman Kamal (EGY) **0-3** BAUS Valentin (GER)

Game Summary		Match	Game 1	Game 2	Game 3	Game 4	Game 5
ZENATY Ayman Kamal	EGY	0	7	3	1		
BAUS Valentin	GER	3	11	11	11		
Duration:		16min	6min	4min	4min		

Match No.: 4 Table: 6

Umpires: FUJIMOTO Shigeko (JPN) RASINEN Asko (FIN)

Player Statistics	ZENATY Ayman Kamal (EGY)					Match	BAUS Valentin (GER)					Match
	Game						Game					
	1	2	3	4	5		1	2	3	4	5	
Points won	7	3	1			11	11	11	11			33
Biggest lead	1	1	-			1	4	8	10			10
Points won on own serve	4	1	1			6	7	4	6			17
Points lost on own serve	4	7	5			16	3	2	0			5
Most consecutive points won	2	1	1			2	4	6	7			7
Greatest deficit overcome	-	-	-			-	1	1	-			1
Handedness/Grip	/						/					

Game/Match Statistics	Game					Match
	1	2	3	4	5	
Longest rally (strokes)	8	6	7			8
Average rally	3	3	4			3

### Game Progress

1 ZENATY Ayman Kamal (EGY)	0	1	*1	2	2	2	*3	4	4	4	*5	6	6	6	*6	6	7	7	7
BAUS Valentin (GER)	*0	0	1	1	*2	3	3	3	*4	5	5	5	*6	7	8	9	*9	10	11
2 ZENATY Ayman Kamal (EGY)	*0	1	1	1	*1	1	1	1	*2	2	2	2	*3	3	3				
BAUS Valentin (GER)	0	0	*1	2	3	4	*5	6	6	7	*8	9	9	10	11				
3 ZENATY Ayman Kamal (EGY)	0	0	*0	0	0	0	*0	0	1	1	*1	1	1						
BAUS Valentin (GER)	*0	1	2	3	*4	5	6	7	*7	8	9	10	11						

**Note:**  
The "Greatest deficit overcome" only applies when the player ends up winning the game.

**Legend:**  
\* Server **No.** Number



## Match Results 試合結果

SAVANT AIRA Nicolas (FRA) 0-3 CAO Ningning (CHN)

Game Summary		Match	Game 1	Game 2	Game 3	Game 4	Game 5
SAVANT AIRA Nicolas	FRA	0	3	9	7		
CAO Ningning	CHN	3	11	11	11		
Duration:		21min	5min	8min	6min		

Match No.: 5 Table: 6

Umpires: BOGREN Ingrid (SWE) TANAKA Rieko (JPN)

Player Statistics	SAVANT AIRA Nicolas (FRA)					Match	CAO Ningning (CHN)					Match
	Game						Game					
	1	2	3	4	5		1	2	3	4	5	
Points won	3	9	7			19	11	11	11			33
Biggest lead	1	1	-			1	8	2	4			8
Points won on own serve	1	6	4			11	6	7	7			20
Points lost on own serve	5	4	4			13	2	3	3			8
Most consecutive points won	2	2	2			2	6	3	3			6
Greatest deficit overcome	-	-	-			-	1	1	-			1
Handedness/Grip	/						/					

Game/Match Statistics	Game					Match
	1	2	3	4	5	
Longest rally (strokes)	14	15	12			15
Average rally	5	6	5			5

### Game Progress

1 SAVANT AIRA Nicolas (FRA)	0	0	*1	2	2	2	*2	2	2	2	*3	3	3	3	3						
CAO Ningning (CHN)	*0	1	1	1	*2	3	4	5	*6	7	7	8	*9	10	11						
2 SAVANT AIRA Nicolas (FRA)	*0	0	1	1	*1	2	3	3	*4	4	5	5	*6	7	7	8	*8	9	9	9	9
CAO Ningning (CHN)	0	1	*1	2	3	3	*3	4	4	5	*5	6	6	6	*7	7	8	8	*9	10	11
3 SAVANT AIRA Nicolas (FRA)	0	0	*1	1	2	2	*2	3	4	4	*4	5	5	6	*6	6	6	7	7		
CAO Ningning (CHN)	*0	1	1	2	*2	3	4	4	*4	5	6	6	*7	7	8	9	*10	10	11		

### Note:

The "Greatest deficit overcome" only applies when the player ends up winning the game.

### Legend:

\* Server

No. Number



## Match Results

試合結果

HUNTER SPIVEY Jack (GBR) 3-0 CHENG Ming Chih (TPE)

Game Summary		Match	Game 1	Game 2	Game 3	Game 4	Game 5
HUNTER SPIVEY Jack	GBR	3	11	11	11		
CHENG Ming Chih	TPE	0	3	4	3		
Duration:		18min	4min	6min	5min		

Match No.: 6 Table: 8

Umpires: DAIRA Hiroe (JPN) KONNO Kazuko (JPN)

Player Statistics	HUNTER SPIVEY Jack (GBR)					Match	CHENG Ming Chih (TPE)					Match
	Game						Game					
	1	2	3	4	5		1	2	3	4	5	
Points won	11	11	11			33	3	4	3			10
Biggest lead	8	7	8			8	-	2	1			2
Points won on own serve	5	6	5			16	2	2	2			6
Points lost on own serve	1	2	1			4	6	5	6			17
Most consecutive points won	7	5	6			7	3	2	2			3
Greatest deficit overcome	-	2	1			2	-	-	-			-
Handedness/Grip						/						/

Game/Match Statistics	Game					Match
	1	2	3	4	5	
Longest rally (strokes)	24	21	18			24
Average rally	6	7	6			6

### Game Progress

1	HUNTER SPIVEY Jack (GBR)	0	1	*2	3	4	4	*4	4	5	6	*7	8	9	10	11	
	CHENG Ming Chih (TPE)	*0	0	0	0	*0	1	2	3	*3	3	3	3	*3	3	3	
2	HUNTER SPIVEY Jack (GBR)	*0	0	0	1	*2	3	4	5	*5	6	7	8	*8	9	10	11
	CHENG Ming Chih (TPE)	0	1	*2	2	2	2	*2	2	3	3	*3	3	4	4	*4	4
3	HUNTER SPIVEY Jack (GBR)	0	1	*1	1	2	3	*4	5	6	7	*7	8	9	10	11	
	CHENG Ming Chih (TPE)	*0	0	1	2	*2	2	2	2	*2	2	3	3	*3	3	3	

### Note:

The "Greatest deficit overcome" only applies when the player ends up winning the game.

### Legend:

\* Server

No. Number



Match Results  
試合結果

PALIKUCA Mitar (SRB) 3-2 URHAUG Tommy (NOR)

Game Summary		Match	Game 1	Game 2	Game 3	Game 4	Game 5
PALIKUCA Mitar	SRB	3	12	7	11	6	11
URHAUG Tommy	NOR	2	10	11	8	11	8
Duration:		41min	8min	7min	8min	7min	9min

Match No.: 7 Table: 5

Umpires: OH Yong Seng (SGP) CHOI Chang Seong (KOR)

Player Statistics	PALIKUCA Mitar (SRB)						URHAUG Tommy (NOR)					
	Game					Match	Game					Match
	1	2	3	4	5		1	2	3	4	5	
Points won	12	7	11	6	11	47	10	11	8	11	8	48
Biggest lead	3	1	4	-	3	4	2	4	2	5	2	5
Points won on own serve	7	3	6	3	5	24	6	4	5	5	4	24
Points lost on own serve	4	7	3	6	4	24	5	4	5	3	6	23
Most consecutive points won	4	4	5	2	4	5	4	5	3	2	4	5
Greatest deficit overcome	2	-	2	-	2	2	-	1	-	-	-	1
Handedness/Grip	/						/					

Game/Match Statistics	Game					Match
	1	2	3	4	5	
Longest rally (strokes)	14	10	15	17	26	26
Average rally	5	5	6	6	7	6

Game Progress

1	PALIKUCA Mitar (SRB)	0	1	*2	2	3	4	*4	4	4	4	*5	6	7	7	*7	8	8	8	*8	9	10	*11	12
	URHAUG Tommy (NOR)	*0	0	0	1	*1	1	2	3	*4	5	5	5	*5	6	7	7	*8	9	10	10	*10	10	10
2	PALIKUCA Mitar (SRB)	*0	0	0	1	*2	2	3	3	*3	3	4	5	*6	7	7	7	*7	7	7				
	URHAUG Tommy (NOR)	0	1	*2	2	2	3	*3	4	5	6	*6	6	6	6	*7	8	9	10	11				
3	PALIKUCA Mitar (SRB)	0	1	*1	2	2	2	*2	3	4	4	*5	6	7	8	*9	9	9	9	*10	11			
	URHAUG Tommy (NOR)	*0	0	1	1	*2	3	4	4	*4	5	5	5	*5	5	5	6	*7	8	8	8			
4	PALIKUCA Mitar (SRB)	*0	0	1	1	*1	2	2	2	*3	3	3	4	*4	4	5	6	*6	6					
	URHAUG Tommy (NOR)	0	1	*1	2	3	3	*4	5	5	6	*7	7	8	9	*9	9	10	11					
5	PALIKUCA Mitar (SRB)	0	0	*1	1	2	3	*4	4	4	4	*4	5	6	6	*7	7	8	9	*10	11			
	URHAUG Tommy (NOR)	*0	1	1	2	*2	2	2	3	*4	5	6	6	*6	7	7	8	*8	8	8	8			

Note:

The "Greatest deficit overcome" only applies when the player ends up winning the game.

Legend:

\* Server

No. Number



## Match Results 試合結果

OZTURK Ali (TUR) 2-3 BAUS Valentin (GER)

Game Summary		Match	Game 1	Game 2	Game 3	Game 4	Game 5
OZTURK Ali	TUR	2	11	11	8	6	6
BAUS Valentin	GER	3	7	9	11	11	11
Duration:		43min	8min	8min	8min	7min	8min

Match No.: 8 Table: 6

Umpires: ALIOTTA Esther (USA) NG Tsz Kin (HKG)

Player Statistics	OZTURK Ali (TUR)						BAUS Valentin (GER)					
	Game					Match	Game					Match
	1	2	3	4	5		1	2	3	4	5	
Points won	11	11	8	6	6	42	7	9	11	11	11	49
Biggest lead	5	3	-	3	-	5	-	2	4	5	5	5
Points won on own serve	6	6	7	4	4	27	5	5	9	6	7	32
Points lost on own serve	2	4	2	5	4	17	5	5	1	2	2	15
Most consecutive points won	5	4	3	3	2	5	2	3	3	5	4	5
Greatest deficit overcome	-	2	-	-	-	2	-	-	-	3	-	3
Handedness/Grip	/						/					

Game/Match Statistics	Game					Match
	1	2	3	4	5	
Longest rally (strokes)	19	26	10	10	21	26
Average rally	6	5	4	5	6	5

### Game Progress

1	OZTURK Ali (TUR)	0	1	*1	2	2	3	*4	5	6	7	*7	7	8	8	*8	9	10	10	11		
	BAUS Valentin (GER)	*0	0	1	1	*2	2	2	2	*2	2	3	4	*4	5	6	6	*6	7	7		
2	OZTURK Ali (TUR)	*0	1	1	2	*2	3	3	3	*3	4	5	6	*7	7	8	9	*9	10	10	10	11
	BAUS Valentin (GER)	0	0	*1	1	2	2	*3	4	5	5	*5	5	5	6	*6	6	7	7	*8	9	9
3	OZTURK Ali (TUR)	0	0	*0	1	2	2	*2	3	4	4	*4	4	5	5	*5	6	7	8	*8	8	
	BAUS Valentin (GER)	*0	1	2	2	*2	3	4	4	*4	5	6	7	*7	8	9	9	*9	9	10	11	
4	OZTURK Ali (TUR)	*0	1	2	3	*3	3	3	4	*4	4	4	4	*4	5	6	6	*6	6			
	BAUS Valentin (GER)	0	0	*0	0	1	2	*3	3	4	5	*6	7	8	8	*8	9	10	11			
5	OZTURK Ali (TUR)	0	0	*0	0	1	2	*2	3	4	4	*4	4	4	5	*5	5	6	6			
	BAUS Valentin (GER)	*0	1	2	3	*3	3	4	4	*4	5	6	7	*8	8	9	10	*10	11			

### Note:

The "Greatest deficit overcome" only applies when the player ends up winning the game.

### Legend:

\* Server No. Number



## Match Results 試合結果

SAVANT AIRA Nicolas (FRA) 3-2 CALISKAN Hamza (TUR)

Game Summary		Match	Game 1	Game 2	Game 3	Game 4	Game 5
SAVANT AIRA Nicolas	FRA	3	9	11	11	10	11
CALISKAN Hamza	TUR	2	11	1	6	12	7
Duration:		35min	7min	4min	6min	10min	8min

Match No.: 9 Table: 5

Umpires: SELIG Gert (GER) RASINEN Asko (FIN)

Player Statistics	SAVANT AIRA Nicolas (FRA)						CALISKAN Hamza (TUR)					
	Game					Match	Game					Match
	1	2	3	4	5		1	2	3	4	5	
Points won	9	11	11	10	11	52	11	1	6	12	7	37
Biggest lead	5	10	5	2	4	10	2	-	1	6	1	6
Points won on own serve	5	6	6	4	5	26	6	1	4	5	4	20
Points lost on own serve	5	0	2	7	3	17	4	5	5	6	6	26
Most consecutive points won	5	8	5	6	4	8	4	1	2	5	2	5
Greatest deficit overcome	-	-	1	-	1	1	5	-	-	2	-	5
Handedness/Grip	/						/					

Game/Match Statistics	Game					Match
	1	2	3	4	5	
Longest rally (strokes)	17	13	17	23	18	23
Average rally	7	6	6	8	9	7

### Game Progress

1 SAVANT AIRA Nicolas (FRA)	0	1	*1	2	3	4	*5	6	6	6	*6	7	7	7	*7	7	8	8	*9	9	9		
CALISKAN Hamza (TUR)	*0	0	1	1	*1	1	1	1	*2	3	4	4	*5	6	7	8	*8	9	9	10	11		
2 SAVANT AIRA Nicolas (FRA)	*0	1	2	3	*3	4	5	6	*7	8	9	10	11										
CALISKAN Hamza (TUR)	0	0	*0	0	1	1	*1	1	1	1	*1	1	1										
3 SAVANT AIRA Nicolas (FRA)	0	1	*1	1	2	3	*4	5	6	6	*6	7	8	9	*9	10	10	11					
CALISKAN Hamza (TUR)	*0	0	1	2	*2	2	2	2	*2	3	4	4	*4	4	5	5	*6	6					
4 SAVANT AIRA Nicolas (FRA)	*0	0	1	2	*3	3	3	3	*3	3	4	4	*4	4	4	5	*6	7	8	9	*10	10	10
CALISKAN Hamza (TUR)	0	1	*1	1	1	2	*3	4	5	6	*6	7	8	9	*10	10	10	10	*10	10	10	*11	12
5 SAVANT AIRA Nicolas (FRA)	0	1	*1	2	2	2	*3	4	5	6	*6	7	7	7	*8	8	9	10	11				
CALISKAN Hamza (TUR)	*0	0	1	1	*2	3	3	3	*3	3	4	4	*5	6	6	7	*7	7	7				

### Note:

The "Greatest deficit overcome" only applies when the player ends up winning the game.

### Legend:

\* Server

No. Number



## Match Results 試合結果

HUNTER SPIVEY Jack (GBR) 3-1 BRANDS Bart (BEL)

Game Summary		Match	Game 1	Game 2	Game 3	Game 4	Game 5
HUNTER SPIVEY Jack	GBR	3	11	9	11	11	
BRANDS Bart	BEL	1	6	11	5	8	
Duration:		33min	7min	8min	7min	9min	

Match No.: 10 Table: 8

Umpires: DAIRA Hiroe (JPN) KONNO Kazuko (JPN)

Player Statistics	HUNTER SPIVEY Jack (GBR)					Match	BRANDS Bart (BEL)					Match
	Game						Game					
	1	2	3	4	5		1	2	3	4	5	
Points won	11	9	11	11		42	6	11	5	8		30
Biggest lead	6	3	6	5		6	1	2	-	-		2
Points won on own serve	7	6	7	4		24	4	7	4	3		18
Points lost on own serve	2	4	1	5		12	4	3	4	7		18
Most consecutive points won	4	4	4	5		5	2	5	3	3		5
Greatest deficit overcome	1	-	-	-		1	-	3	-	-		3
Handedness/Grip	/						/					

Game/Match Statistics	Game					Match
	1	2	3	4	5	
Longest rally (strokes)	12	19	16	18		19
Average rally	4	6	5	8		6

### Game Progress

1	HUNTER SPIVEY Jack (GBR)	*0	0	1	2	*2	3	4	5	*5	6	6	7	*8	9	10	10	*10	11			
	BRANDS Bart (BEL)	0	1	*1	1	2	2	*2	2	3	3	*4	4	4	4	*4	5	6	6			
2	HUNTER SPIVEY Jack (GBR)	0	0	*0	1	2	2	*3	4	5	6	*6	7	7	8	*8	9	9	9	*9	9	9
	BRANDS Bart (BEL)	*0	1	2	2	*2	3	3	3	*3	3	4	4	*5	5	6	6	*7	8	9	10	11
3	HUNTER SPIVEY Jack (GBR)	*0	1	2	2	*3	4	5	5	*6	7	7	7	*7	8	9	10	11				
	BRANDS Bart (BEL)	0	0	*0	1	1	1	*1	2	2	2	*3	4	5	5	*5	5	5				
4	HUNTER SPIVEY Jack (GBR)	0	1	*2	3	4	5	*5	5	6	6	*7	7	7	7	*8	8	8	9	*10	11	
	BRANDS Bart (BEL)	*0	0	0	0	*0	0	1	2	*2	3	3	4	*5	6	6	7	*8	8	8	8	8

### Note:

The "Greatest deficit overcome" only applies when the player ends up winning the game.

### Legend:

\* Server

No. Number





## Match Results 試合結果

**PALIKUCA Mitar (SRB) 3-0 DEPERGOLA Mauro (ARG)**

Game Summary		Match	Game 1	Game 2	Game 3	Game 4	Game 5
PALIKUCA Mitar	SRB	3	11	11	11		
DEPERGOLA Mauro	ARG	0	8	6	7		
Duration:		21min	6min	6min	6min		

Match No.: 11 Table: 5

Umpires: OH Yong Seng (SGP) CHOI Chang Seong (KOR)

Player Statistics	PALIKUCA Mitar (SRB)					Match	DEPERGOLA Mauro (ARG)					Match	
	Game						Match	Game					
	1	2	3	4	5			1	2	3	4		5
Points won	11	11	11			33	8	6	7			21	
Biggest lead	5	5	4			5	1	-	1			1	
Points won on own serve	6	4	6			16	4	2	3			9	
Points lost on own serve	4	4	4			12	5	7	5			17	
Most consecutive points won	5	4	3			5	3	3	2			3	
Greatest deficit overcome	1	-	1			1	-	-	-			-	
Handedness/Grip						/						/	

Game/Match Statistics	Game					Match
	1	2	3	4	5	
Longest rally (strokes)	9	8	13			13
Average rally	5	5	5			5

### Game Progress

1	PALIKUCA Mitar (SRB)	*0	0	1	2	*3	4	5	5	*6	7	7	7	*8	8	9	9	*9	9	10	11
	DEPERGOLA Mauro (ARG)	0	1	*1	1	1	1	*1	2	2	2	*3	4	4	5	*5	6	7	8	*8	8
2	PALIKUCA Mitar (SRB)	0	1	*2	2	3	4	*4	4	4	5	*6	7	7	7	*8	9	10	11		
	DEPERGOLA Mauro (ARG)	*0	0	0	1	*1	1	2	3	*4	4	4	4	*5	6	6	6	*6	6		
3	PALIKUCA Mitar (SRB)	*0	0	1	1	*2	3	4	4	*5	5	5	6	*7	8	8	9	*9	10	11	
	DEPERGOLA Mauro (ARG)	0	1	*1	2	2	2	*2	3	3	4	*5	5	5	5	*6	6	7	7	7	

### Note:

The "Greatest deficit overcome" only applies when the player ends up winning the game.

### Legend:

\* Server No. Number



## Match Results

試合結果

OZTURK Ali (TUR) 3-0 ZENATY Ayman Kamal (EGY)

Game Summary		Match	Game 1	Game 2	Game 3	Game 4	Game 5
OZTURK Ali	TUR	3	11	11	11		
ZENATY Ayman Kamal	EGY	0	4	8	4		
Duration:		15min	5min	6min	4min		

Match No.: 12 Table: 6

Umpires: ALIOTTA Esther (USA) NG Tsz Kin (HKG)

Player Statistics	OZTURK Ali (TUR)					Match	ZENATY Ayman Kamal (EGY)					Match
	Game						Game					
	1	2	3	4	5		1	2	3	4	5	
Points won	11	11	11			33	4	8	4			16
Biggest lead	7	3	7			7	-	2	-			2
Points won on own serve	6	6	6			18	2	6	2			10
Points lost on own serve	2	2	2			6	5	5	5			15
Most consecutive points won	7	4	4			7	2	2	1			2
Greatest deficit overcome	-	2	-			2	-	-	-			-
Handedness/Grip	/						/					

Game/Match Statistics	Game					Match
	1	2	3	4	5	
Longest rally (strokes)	7	12	8			12
Average rally	4	4	4			4

### Game Progress

1	OZTURK Ali (TUR)	*0	1	2	3	*4	5	6	7	*7	7	8	8	*9	9	10	11				
	ZENATY Ayman Kamal (EGY)	0	0	*0	0	0	0	*0	0	1	2	*2	3	3	4	*4	4				
2	OZTURK Ali (TUR)	0	0	*1	1	2	2	*2	3	4	4	5	*6	7	8	*8	9	9	9	*10	11
	ZENATY Ayman Kamal (EGY)	*0	1	1	2	*2	3	4	4	*4	5	5	5	*5	5	6	6	*7	8	8	8
3	OZTURK Ali (TUR)	*0	1	2	3	*4	4	5	6	*6	7	7	8	*8	9	10	11				
	ZENATY Ayman Kamal (EGY)	0	0	*0	0	0	1	*1	1	2	2	*3	3	4	4	*4	4				

### Note:

The "Greatest deficit overcome" only applies when the player ends up winning the game.

### Legend:

\* Server

No. Number



## Match Results 試合結果

CAO Ningning (CHN) 3-0 CHENG Ming Chih (TPE)

Game Summary		Match	Game 1	Game 2	Game 3	Game 4	Game 5
CAO Ningning	CHN	3	11	11	11		
CHENG Ming Chih	TPE	0	8	9	6		
Duration:		25min	8min	9min	7min		

Match No.: 13 Table: 5

Umpires: RIVERO Ernesto (VEN) KRMEJ Milana (SLO)

Player Statistics	CAO Ningning (CHN)					Match	CHENG Ming Chih (TPE)					Match
	Game						Game					
	1	2	3	4	5		1	2	3	4	5	
Points won	11	11	11			33	8	9	6			23
Biggest lead	5	6	5			6	-	-	1			1
Points won on own serve	5	6	6			17	3	5	3			11
Points lost on own serve	5	4	3			12	6	5	5			16
Most consecutive points won	3	6	5			6	4	4	2			4
Greatest deficit overcome	-	-	1			1	-	-	-			-
Handedness/Grip						/						/

Game/Match Statistics	Game					Match
	1	2	3	4	5	
Longest rally (strokes)	16	19	24			24
Average rally	6	6	5			6

### Game Progress

1	CAO Ningning (CHN)	*0	1	1	2	*3	3	4	4	*5	6	6	7	*8	9	9	9	*9	9	10	11	
	CHENG Ming Chih (TPE)	0	0	*1	1	1	2	*2	3	3	3	*4	4	4	4	*5	6	7	8	*8	8	
2	CAO Ningning (CHN)	0	1	*2	3	4	5	*6	6	7	7	*8	8	9	9	*9	10	10	10	*10	10	11
	CHENG Ming Chih (TPE)	*0	0	0	0	*0	0	0	1	*1	2	2	3	*3	4	5	5	*6	7	8	9	9
3	CAO Ningning (CHN)	*0	1	1	1	*2	2	3	4	*4	4	5	6	*6	7	8	9	*10	11			
	CHENG Ming Chih (TPE)	0	0	*1	2	2	3	*3	3	4	5	*5	5	6	6	*6	6	6	6			

### Note:

The "Greatest deficit overcome" only applies when the player ends up winning the game.

### Legend:

\* Server

No. Number



## Match Results 試合結果

OZTURK Ali (TUR) 3-1 PALIKUCA Mitar (SRB)

Game Summary		Match	Game 1	Game 2	Game 3	Game 4	Game 5
OZTURK Ali	TUR	3	13	8	11	11	
PALIKUCA Mitar	SRB	1	11	11	7	6	
Duration:		35min	10min	8min	8min	7min	

Match No.: 14 Table: 7

Umpires: TANAKA Rieko (JPN) GULLBERG Jens (DEN)

Player Statistics	OZTURK Ali (TUR)					Match	PALIKUCA Mitar (SRB)					Match
	Game						Game					
	1	2	3	4	5		1	2	3	4	5	
Points won	13	8	11	11		43	11	11	7	6		35
Biggest lead	3	-	4	5		5	3	3	2	-		3
Points won on own serve	7	4	6	5		22	6	6	3	3		18
Points lost on own serve	5	5	4	3		17	6	4	5	6		21
Most consecutive points won	5	3	3	3		5	3	3	2	2		3
Greatest deficit overcome	3	-	2	-		3	-	-	-	-		-
Handedness/Grip	/						/					

Game/Match Statistics	Game					Match
	1	2	3	4	5	
Longest rally (strokes)	11	16	13	10		16
Average rally	5	5	5	5		5

### Game Progress

1	OZTURK Ali (TUR)	*0	0	0	0	*1	1	2	3	*3	4	5	6	*7	8	8	8	*9	9	10	10	*10	11	*11	12	13
	PALIKUCA Mitar (SRB)	0	1	*2	3	3	4	*4	4	5	5	*5	5	5	5	*6	7	7	8	*8	9	10	*10	11	*11	11
2	OZTURK Ali (TUR)	0	0	*1	1	1	2	*2	3	3	4	*4	5	5	5	*6	7	8	8	*8	8					
	PALIKUCA Mitar (SRB)	*0	1	1	2	*3	3	4	4	*5	5	6	6	*7	8	8	8	*8	9	10	11					
3	OZTURK Ali (TUR)	*0	0	1	1	*2	2	2	3	*4	5	5	6	*6	7	8	9	*9	10	11						
	PALIKUCA Mitar (SRB)	0	1	*1	2	2	3	*4	4	4	4	*5	5	6	6	*6	6	7	7	7						
4	OZTURK Ali (TUR)	0	1	*1	2	3	4	*4	5	5	6	*7	8	8	8	*9	9	10	11							
	PALIKUCA Mitar (SRB)	*0	0	1	1	*1	1	2	2	*3	3	3	3	*4	5	5	6	*6	6							

### Note:

The "Greatest deficit overcome" only applies when the player ends up winning the game.

### Legend:

\* Server

No. Number



## Match Results

試合結果

**BAUS Valentin (GER) 3-0 SAVANT AIRA Nicolas (FRA)**

Game Summary		Match	Game 1	Game 2	Game 3	Game 4	Game 5
BAUS Valentin	GER	3	11	11	11		
SAVANT AIRA Nicolas	FRA	0	3	3	4		
Duration:		18min	5min	6min	5min		

Match No.: 15 Table: 6

Umpires: IGARASHI Kumiko (JPN) HIGASHIJIMA Masae (JPN)

Player Statistics	BAUS Valentin (GER)					Match	SAVANT AIRA Nicolas (FRA)					Match	
	Game						Match	Game					
	1	2	3	4	5			1	2	3	4		5
Points won	11	11	11			33	3	3	4			10	
Biggest lead	8	9	7			9	2	-	-			2	
Points won on own serve	7	4	7			18	2	1	3			6	
Points lost on own serve	1	2	1			4	4	7	4			15	
Most consecutive points won	10	6	4			10	2	2	1			2	
Greatest deficit overcome	2	-	-			2	-	-	-			-	
Handedness/Grip						/						/	

Game/Match Statistics	Game					Match
	1	2	3	4	5	
Longest rally (strokes)	12	11	8			12
Average rally	5	5	4			5

### Game Progress

1	BAUS Valentin (GER)	*0	0	1	1	*1	2	3	4	*5	6	7	8	*9	10	11	
	SAVANT AIRA Nicolas (FRA)	0	1	*1	2	3	3	*3	3	3	3	*3	3	3	3	3	
2	BAUS Valentin (GER)	0	1	*2	3	4	5	*6	6	7	8	*9	10	10	10	11	
	SAVANT AIRA Nicolas (FRA)	*0	0	0	0	*0	0	0	1	*1	1	1	1	*2	3	3	
3	BAUS Valentin (GER)	*0	1	2	2	*3	4	5	6	*6	7	8	9	*9	10	10	11
	SAVANT AIRA Nicolas (FRA)	0	0	*0	1	1	1	*1	1	2	2	*2	2	3	3	*4	4

### Note:

The "Greatest deficit overcome" only applies when the player ends up winning the game.

### Legend:

\* Server

No. Number



## Match Results 試合結果

URHAUG Tommy (NOR) 2-3 HUNTER SPIVEY Jack (GBR)

Game Summary		Match	Game 1	Game 2	Game 3	Game 4	Game 5
URHAUG Tommy	NOR	2	11	11	9	12	10
HUNTER SPIVEY Jack	GBR	3	9	13	11	10	12
Duration:		57min	8min	11min	10min	11min	11min

Match No.: 16 Table: 8

Umpires: FOUCHARD Frederic (FRA) ZAKI Khaled (EGY)

Player Statistics	URHAUG Tommy (NOR)						HUNTER SPIVEY Jack (GBR)					
	Game					Match	Game					Match
	1	2	3	4	5		1	2	3	4	5	
Points won	11	11	9	12	10	53	9	13	11	10	12	55
Biggest lead	4	5	2	4	-	5	1	2	2	1	4	4
Points won on own serve	6	7	5	7	5	30	5	8	6	6	6	31
Points lost on own serve	4	5	5	4	6	24	5	4	4	5	5	23
Most consecutive points won	5	5	4	4	2	5	2	3	3	4	3	4
Greatest deficit overcome	1	-	-	1	-	1	-	5	2	-	-	5
Handedness/Grip	/						/					

Game/Match Statistics	Game					Match
	1	2	3	4	5	
Longest rally (strokes)	11	19	15	16	25	25
Average rally	5	6	6	6	7	6

### Game Progress

1	URHAUG Tommy (NOR)	0	0	*1	2	3	4	*5	5	6	6	*6	7	7	7	*8	9	9	10	*10	10	11				
	HUNTER SPIVEY Jack (GBR)	*0	1	1	1	*1	1	1	2	*2	3	4	4	*5	6	6	6	*7	7	8	9	9				
2	URHAUG Tommy (NOR)	*0	1	1	2	*3	4	5	6	*6	6	6	7	*7	8	9	9	*9	10	10	10	*10	11	*11	11	11
	HUNTER SPIVEY Jack (GBR)	0	0	*1	1	1	1	*1	1	2	3	*4	4	5	5	*5	6	7	7	*8	9	10	*10	11	*12	13
3	URHAUG Tommy (NOR)	0	0	*0	1	2	3	*4	4	4	4	*5	6	6	6	*7	8	8	8	*8	9	9				
	HUNTER SPIVEY Jack (GBR)	*0	1	2	2	*2	2	2	3	*4	5	5	5	*6	7	7	7	*8	9	10	10	11				
4	URHAUG Tommy (NOR)	*0	1	1	1	*2	3	4	5	*5	6	7	7	*8	8	9	9	*9	9	9	10	*10	11	12		
	HUNTER SPIVEY Jack (GBR)	0	0	*1	2	2	2	*2	2	3	3	*3	4	4	5	*5	6	7	8	*9	9	10	*10	10		
5	URHAUG Tommy (NOR)	0	0	*0	1	1	1	*2	3	3	4	*4	4	4	5	*6	6	7	8	*8	9	10	*10	10		
	HUNTER SPIVEY Jack (GBR)	*0	1	2	2	*3	4	4	4	*5	5	6	7	*8	8	8	9	*9	9	10	10	*10	11	12		

**Note:**  
The "Greatest deficit overcome" only applies when the player ends up winning the game.

**Legend:**  
\* Server  
No. Number



## Match Results

試合結果

CAO Ningning (CHN) 3-0 OZTURK Ali (TUR)

Game Summary		Match	Game 1	Game 2	Game 3	Game 4	Game 5
CAO Ningning	CHN	3	11	11	11		
OZTURK Ali	TUR	0	7	9	9		
Duration:		27min	8min	2min	9min		

Match No.: 17 Table: 5

Umpires: OH Yong Seng (SGP) GRIAZNOVA Liudmila (RUS)

Player Statistics	CAO Ningning (CHN)					Match	OZTURK Ali (TUR)					Match
	Game						Game					
	1	2	3	4	5		1	2	3	4	5	
Points won	11	11	11			33	7	9	9			25
Biggest lead	4	3	2			4	2	-	3			3
Points won on own serve	4	5	5			14	1	4	4			9
Points lost on own serve	6	5	5			16	7	6	6			19
Most consecutive points won	4	3	3			4	2	2	3			3
Greatest deficit overcome	2	-	3			3	-	-	-			-
Handedness/Grip						/						/

Game/Match Statistics	Game					Match
	1	2	3	4	5	
Longest rally (strokes)	13	13	13			13
Average rally	5	7	6			6

### Game Progress

1	CAO Ningning (CHN)	*0	0	0	1	*2	3	3	4	*5	5	6	6	*7	7	7	8	*9	10	11		
	OZTURK Ali (TUR)	0	1	*2	2	2	*3	3	3	4	*4	5	5	6	*7	7	7	7	7	7		
2	CAO Ningning (CHN)	0	1	*2	3	3	4	*4	5	5	5	*6	6	7	7	*8	9	9	10	*10	10	11
	OZTURK Ali (TUR)	*0	0	0	0	*1	1	2	2	*3	4	4	5	*5	6	6	6	*7	7	8	9	9
3	CAO Ningning (CHN)	*0	0	0	0	*1	2	2	2	*3	4	4	5	*6	7	7	8	*8	9	10	10	11
	OZTURK Ali (TUR)	0	1	*2	3	3	*4	5	5	5	*6	6	6	6	*7	7	8	8	*8	9	9	9

### Note:

The "Greatest deficit overcome" only applies when the player ends up winning the game.

### Legend:

\* Server

No. Number



## Match Results 試合結果

**BAUS Valentin (GER) 3-0 HUNTER SPIVEY Jack (GBR)**

Game Summary		Match	Game 1	Game 2	Game 3	Game 4	Game 5
BAUS Valentin	GER	3	11	12	11		
HUNTER SPIVEY Jack	GBR	0	7	10	7		
Duration:		28min	8min	9min	7min		

Match No.: 18 Table: 6

Umpires: SHIBATA Keiko (JPN) SAMAL Jiban Ballav (IND)

Player Statistics	BAUS Valentin (GER)					Match	HUNTER SPIVEY Jack (GBR)					Match
	Game						Game					
	1	2	3	4	5		1	2	3	4	5	
Points won	11	12	11			34	7	10	7			24
Biggest lead	4	4	4			4	1	3	1			3
Points won on own serve	7	6	6			19	4	5	3			12
Points lost on own serve	3	5	4			12	4	6	5			15
Most consecutive points won	4	4	4			4	3	5	1			5
Greatest deficit overcome	1	3	1			3	-	-	-			-
Handedness/Grip	/						/					

Game/Match Statistics	Game					Match
	1	2	3	4	5	
Longest rally (strokes)	14	13	11			14
Average rally	5	6	6			5

### Game Progress

1	BAUS Valentin (GER)	*0	1	1	1	*2	3	3	4	*5	6	7	7	*7	7	8	9	*9	10	11				
	HUNTER SPIVEY Jack (GBR)	0	0	*1	2	2	2	*3	3	3	3	*3	4	5	6	*6	6	7	7	7				
2	BAUS Valentin (GER)	0	1	*2	3	3	4	*5	5	5	5	*5	5	6	6	*6	6	7	8	*8	9	10	*11	12
	HUNTER SPIVEY Jack (GBR)	*0	0	0	0	*1	1	1	2	*3	4	5	6	*6	7	8	9	*9	9	10	10	*10	10	10
3	BAUS Valentin (GER)	*0	0	1	2	*2	3	3	4	*4	5	5	6	*6	7	7	8	*9	10	11				
	HUNTER SPIVEY Jack (GBR)	0	1	*1	1	2	2	*3	3	4	4	*5	5	6	6	*7	7	7	7	7				

### Note:

The "Greatest deficit overcome" only applies when the player ends up winning the game.

### Legend:

\* Server

No. Number





## Match Results 試合結果

CAO Ningning (CHN) 2-3 BAUS Valentin (GER)

Game Summary		Match	Game 1	Game 2	Game 3	Game 4	Game 5
CAO Ningning	CHN	2	4	11	11	11	7
BAUS Valentin	GER	3	11	7	9	13	11
Duration:		43min	6min	6min	8min	7min	7min

Match No.: 19 Table: 6

Umpires: FOUCHARD Frederic (FRA) ALIOTTA Esther (USA)

Player Statistics	CAO Ningning (CHN)						BAUS Valentin (GER)					
	Game					Match	Game					Match
	1	2	3	4	5		1	2	3	4	5	
Points won	4	11	11	11	7	44	11	7	9	13	11	51
Biggest lead	-	4	4	1	-	4	7	1	-	4	5	7
Points won on own serve	2	7	7	8	5	29	6	4	6	9	8	33
Points lost on own serve	5	3	3	4	3	18	2	4	4	3	2	15
Most consecutive points won	1	4	4	5	2	5	4	2	3	3	3	4
Greatest deficit overcome	-	1	-	-	-	1	-	-	-	1	-	1
Handedness/Grip	/						/					

Game/Match Statistics	Game					Match
	1	2	3	4	5	
Longest rally (strokes)	12	12	18	16	28	28
Average rally	7	5	5	5	7	6

### Game Progress

1	CAO Ningning (CHN)	0	0	*1	1	1	2	*2	2	3	3	*3	4	4	4	*4	4									
	BAUS Valentin (GER)	*0	1	1	2	*3	3	4	5	*5	6	7	7	*8	9	10	11									
2	CAO Ningning (CHN)	*0	1	2	2	*3	3	4	4	*4	5	5	5	*6	7	7	8	*9	10	11						
	BAUS Valentin (GER)	0	0	*0	1	1	2	*2	3	4	4	*5	6	6	6	*7	7	7	7	7						
3	CAO Ningning (CHN)	0	1	*1	2	2	3	*4	5	6	6	*6	6	7	7	*8	9	10	10	*10	10	11				
	BAUS Valentin (GER)	*0	0	1	1	*2	2	2	2	*2	3	4	5	*5	6	6	6	*6	7	8	9	9				
4	CAO Ningning (CHN)	*0	0	1	1	*2	2	3	3	*3	4	5	5	*5	5	6	6	*6	7	8	9	*10	11	*11	11	11
	BAUS Valentin (GER)	0	1	*1	2	2	3	*3	4	5	5	*5	6	7	8	*8	9	10	10	*10	10	10	*10	11	*12	13
5	CAO Ningning (CHN)	0	0	*0	1	2	2	*2	2	3	3	*3	3	4	4	*5	5	6	7	7						
	BAUS Valentin (GER)	*0	1	2	2	*2	3	4	5	*5	6	7	8	*8	9	9	10	*10	10	11						

### Note:

The "Greatest deficit overcome" only applies when the player ends up winning the game.

### Legend:

\* Server

No. Number



## Player Statistics

プレーヤーの統計

As of SUN 29 AUG 2021

Players	NPC Code	Matches				Games				Match Duration	
		Played	Won	Lost	%Won	Played	Won	Lost	%Won	All	Average
BAUS Valentin	GER	5	5	0	100%	19	15	4	79%	2h28min	30min
		Points Won				Points Lost					
		Total	Own Serve:	119	Most Consecutive:	10	Total	Own Serve:	51	Most Consecutive:	5
		200	Opp. Serve:	81	GDO:	3	131	Opp. Serve:	80	GLL:	2
BRANDS Bart	BEL	Matches				Games				Match Duration	
		Played	Won	Lost	%Won	Played	Won	Lost	%Won	All	Average
		2	0	2	0%	8	2	6	25%	1h1min	31min
		Points Won				Points Lost					
Total	Own Serve:	31	Most Consecutive:	6	Total	Own Serve:	43	Most Consecutive:	8		
59	Opp. Serve:	28	GDO:	3	87	Opp. Serve:	44	GLL:	1		
CALISKAN Hamza	TUR	Matches				Games				Match Duration	
		Played	Won	Lost	%Won	Played	Won	Lost	%Won	All	Average
		2	0	2	0%	8	2	6	25%	56min	28min
		Points Won				Points Lost					
Total	Own Serve:	35	Most Consecutive:	5	Total	Own Serve:	40	Most Consecutive:	8		
60	Opp. Serve:	25	GDO:	5	85	Opp. Serve:	45	GLL:	1		
CAO Ningning	CHN	Matches				Games				Match Duration	
		Played	Won	Lost	%Won	Played	Won	Lost	%Won	All	Average
		5	4	1	80%	17	14	3	82%	2h17min	27min
		Points Won				Points Lost					
Total	Own Serve:	99	Most Consecutive:	6	Total	Own Serve:	62	Most Consecutive:	4		
176	Opp. Serve:	77	GDO:	3	141	Opp. Serve:	79	GLL:	1		
CHENG Ming Chih	TPE	Matches				Games				Match Duration	
		Played	Won	Lost	%Won	Played	Won	Lost	%Won	All	Average
		3	1	2	33%	10	3	7	30%	1h11min	24min
		Points Won				Points Lost					
Total	Own Serve:	37	Most Consecutive:	8	Total	Own Serve:	49	Most Consecutive:	7		
78	Opp. Serve:	41	GDO:	1	95	Opp. Serve:	46	GLL:	2		
DEPERGOLA Mauro	ARG	Matches				Games				Match Duration	
		Played	Won	Lost	%Won	Played	Won	Lost	%Won	All	Average
		2	0	2	0%	6	0	6	0%	41min	21min
		Points Won				Points Lost					
Total	Own Serve:	20	Most Consecutive:	3	Total	Own Serve:	31	Most Consecutive:	5		
38	Opp. Serve:	18	GDO:	0	66	Opp. Serve:	35	GLL:	1		
HUNTER SPIVEY Jack	GBR	Matches				Games				Match Duration	
		Played	Won	Lost	%Won	Played	Won	Lost	%Won	All	Average
		4	3	1	75%	15	9	6	60%	2h16min	34min
		Points Won				Points Lost					
Total	Own Serve:	83	Most Consecutive:	7	Total	Own Serve:	54	Most Consecutive:	5		
154	Opp. Serve:	71	GDO:	5	127	Opp. Serve:	73	GLL:	3		



## Player Statistics

プレーヤーの統計

As of SUN 29 AUG 2021

Players	NPC Code	Matches				Games				Match Duration	
		Played	Won	Lost	%Won	Played	Won	Lost	%Won	All	Average
OZTURK Ali	TUR	4	2	2	50%	15	8	7	53%	2h	30min
		Points Won				Points Lost					
		Total	Own Serve:	76	Most Consecutive:	7	Total	Own Serve:	59	Most Consecutive:	5
		143	Opp. Serve:	67	GDO:	3	133	Opp. Serve:	74	GLL:	3
PALIKUCA Mitar	SRB	Matches				Games				Match Duration	
		Played	Won	Lost	%Won	Played	Won	Lost	%Won	All	Average
		3	2	1	67%	12	7	5	58%	1h37min	32min
		Points Won				Points Lost					
Total	Own Serve:	58	Most Consecutive:	5	Total	Own Serve:	57	Most Consecutive:	5		
115	Opp. Serve:	57	GDO:	2	112	Opp. Serve:	55	GLL:	3		
SAVANT AIRA Nicolas	FRA	Matches				Games				Match Duration	
		Played	Won	Lost	%Won	Played	Won	Lost	%Won	All	Average
		3	1	2	33%	11	3	8	27%	1h14min	25min
		Points Won				Points Lost					
Total	Own Serve:	43	Most Consecutive:	8	Total	Own Serve:	45	Most Consecutive:	10		
81	Opp. Serve:	38	GDO:	1	103	Opp. Serve:	58	GLL:	5		
URHAUG Tommy	NOR	Matches				Games				Match Duration	
		Played	Won	Lost	%Won	Played	Won	Lost	%Won	All	Average
		3	1	2	33%	13	7	6	54%	1h58min	39min
		Points Won				Points Lost					
Total	Own Serve:	73	Most Consecutive:	5	Total	Own Serve:	53	Most Consecutive:	5		
134	Opp. Serve:	61	GDO:	1	119	Opp. Serve:	66	GLL:	5		
ZENATY Ayman Kamal	EGY	Matches				Games				Match Duration	
		Played	Won	Lost	%Won	Played	Won	Lost	%Won	All	Average
		2	0	2	0%	6	0	6	0%	31min	16min
		Points Won				Points Lost					
Total	Own Serve:	16	Most Consecutive:	2	Total	Own Serve:	31	Most Consecutive:	7		
27	Opp. Serve:	11	GDO:	0	66	Opp. Serve:	35	GLL:	2		

**Note:**

The "Greatest deficit overcome" only applies when the player ends up winning the game and "Greatest lead lost" only when losing.

**Legend:**

**GDO** Greatest deficit overcome    **GLL** Greatest lead lost    **Opp.** Opponent's



## Tournament Statistics

トーナメントの統計

As of SUN 29 AUG 2021

Statistics	Preliminaries	Quarterfinals	Semifinals	Finals	Total
<b>Matches</b>					
Total	12	4	2	1	19
Game Margin: 3:0	7 58%	2 50%	2 100%		11 58%
3:1	2 17%	1 25%			3 16%
3:2	3 25%	1 25%		1 100%	5 26%
Invalid Results Mark					
Duration: Total	5h12min	2h15min	55min	43min	9h5min
Longest	43min	57min	28min	43min	57min
Shortest	15min	18min	27min	43min	15min
Average	26min	34min	28min	43min	29min
<b>Games</b>					
Total	44	15	6	5	70
Point Margin: 11					
10	2 5%				2 3%
9					
8	5 11%	2 13%			7 10%
7	5 11%	1 7%		1 20%	7 10%
6	1 2%				1 1%
5	8 18%	2 13%			10 14%
4	7 16%	1 7%	3 50%	2 40%	13 19%
3	8 18%	2 13%			10 14%
2	8 18%	7 47%	3 50%	2 40%	20 29%
Invalid Results Mark					
Duration: Total	4h47min	2h4min	43min	34min	8h8min
Longest	10min	11min	9min	8min	11min
Shortest	4min	5min	2min	6min	2min
Average	7min	8min	7min	7min	7min
<b>Points</b>					
Total	769	285	116	95	1265
Per game	17.48	19.00	19.33	19.00	18.07
Most consecutive won	8	10	5	5	10
Greatest deficit overcome	5	5	3	1	5
Longest rally	26	25	14	28	28
Average rally	5	6	6	6	5

**Note:**

The "Greatest deficit overcome" only applies when the player ends up winning the game.



**Medallists**  
メダリスト

Medal	Name	NPC
GOLD	BAUS Valentin	GER - Germany
SILVER	CAO Ningning	CHN - People's Republic of China
BRONZE	HUNTER SPIVEY Jack	GBR - Great Britain
	OZTURK Ali	TUR - Turkey



## Entry List by Event

種目別エントリーリスト

As of SUN 22 AUG 2021

NPC	Name	Date of Birth	Qualification Pathway	World Ranking
AUS - Australia	HIRTH Trevor	29 FEB 1984	CQ	14
BIH - Bosnia and Herzegovina	EMINOVIC Haris	9 MAY 2001	QI	13
CHI - Chile	DETONI Cristian	8 OCT 1974	QI	9
CHN - People's Republic of China	CHEN Chao	25 JAN 1987	QR	8
DEN - Denmark	ROSENMEIER Peter	23 MAR 1984	CQ	2
EGY - Egypt	HAMADTOU Ibrahim Elhousseiny	1 JUL 1973	CQ	15
ESP - Spain	VALERA Alvaro	16 OCT 1982	QR	1
GBR - Great Britain	KARABARDAK Paul	3 OCT 1985	QR	7
GER - Germany	RAU Thomas	6 APR 1984	QR	6
GRE - Greece	CHATZIKYRIAKOS Kanellis Marios	9 AUG 2001	QI	12
ITA - Italy	PARENZAN Matteo	23 JUN 2003	QT	10
KOR - Republic of Korea	PARK Hong Kyu	17 JUL 1973	QR	5
ROU - Romania	SIMION Bobi	29 JUL 1980	QR	4
THA - Thailand	THAINIYOM Rungroj	16 DEC 1986	CQ	3
USA - United States of America	SEIDENFELD Ian	17 JUL 2001	CQ	11

### Legend:

<b>CQ</b>	Continental Qualification	<b>QI</b>	Qualified by Invitation	<b>QR</b>	World Ranking
<b>QT</b>	Qualification Tournament				



Draw - Preliminary Round  
トーナメント表 - 予選ラウンド

GROUP A

Match	Day	Time	Table	Name	1	2	3	Pts	Rk
3-1	25 AUG	12:20	4	1 VALERA Alvaro (ESP)		<b>0:3</b> -10,-8,-7	<b>3:2</b> 4,-9,-5,9,7	3	3
2-1	26 AUG	12:20	2						
2-3	27 AUG	9:40	2	2 DETTONI Cristian (CHI)	<b>3:0</b> 10,8,7		<b>2:3</b> 8,5,-10,-9,-6	3	1
				3 CHATZIKYRIAKOS Kanellis Marios (GRE)	<b>2:3</b> -4,9,5,-9,-7	<b>3:2</b> -8,-5,10,9,6			

GROUP B

Match	Day	Time	Table	Name	1	2	3	Pts	Rk
3-1	25 AUG	13:00	1	1 ROSENMEIER Peter (DEN)		<b>3:0</b> 12,6,7	<b>3:2</b> 7,-9,7,-9,8	4	1
2-1	26 AUG	11:40	3						
2-3	27 AUG	9:40	1	2 PARENZAN Matteo (ITA)	<b>0:3</b> -12,-6,-7		<b>0:3</b> -9,-12,-7	2	3
				3 SEIDENFELD Ian (USA)	<b>2:3</b> -7,9,-7,9,-8	<b>3:0</b> 9,12,7			

GROUP C

Match	Day	Time	Table	Name	1	2	3	Pts	Rk
3-1	25 AUG	13:00	3	1 THAINIYOM Rungroj (THA)		<b>3:0</b> 8,3,8	<b>3:0</b> 6,4,10	4	1
2-1	26 AUG	11:40	2						
2-3	27 AUG	9:00	2	2 RAU Thomas (GER)	<b>0:3</b> -8,-3,-8		<b>3:0</b> 6,5,6	3	2
				3 EMINOVIC Haris (BIH)	<b>0:3</b> -6,-4,-10	<b>0:3</b> -6,-5,-6			

GROUP D

Match	Day	Time	Table	Name	1	2	3	Pts	Rk
3-1	25 AUG	13:00	4	1 SIMION Bobi (ROU)		<b>1:3</b> 7,-7,-8,-10	<b>3:1</b> 7,-11,2,3	3	2
2-1	26 AUG	11:40	4						
2-3	27 AUG	9:40	3	2 KARABARDAK Paul (GBR)	<b>3:1</b> -7,7,8,10		<b>3:0</b> 5,8,2	4	1
				3 HIRTH Trevor (AUS)	<b>1:3</b> -7,11,-2,-3	<b>0:3</b> -5,-8,-2			



Draw - Preliminary Round  
トーナメント表 - 予選ラウンド

GROUP E

Match	Day	Time	Table	Name	1	2	3	Pts	Rk
3-1	25 AUG	13:00	2	1 PARK Hong Kyu (KOR)		<b>3:1</b> -6,10,6,14	<b>3:0</b> 6,4,9	4	1
2-1	26 AUG	11:40	1						
2-3	27 AUG	9:00	4	2 CHEN Chao (CHN)	<b>1:3</b> 6,-10,-6,-14		<b>3:0</b> 1,6,4	3	2
				3 HAMADTOU Ibrahim Elhousseiny (EGY)	<b>0:3</b> -6,-4,-9	<b>0:3</b> -1,-6,-4		2	3

**Qualification rule:**

First and Second from each group will qualify for the Round of 16.

**Legend:**

Pts Points Rk Rank







## Match Results 試合結果

CHATZIKYRIAKOS Kanellis Marios (GRE) 2-3 VALERA Alvaro (ESP)

Game Summary		Match	Game 1	Game 2	Game 3	Game 4	Game 5
CHATZIKYRIAKOS Kanellis Marios	GRE	2	4	11	11	9	7
VALERA Alvaro	ESP	3	11	9	5	11	11
Duration:		43min	5min	9min	7min	7min	8min

Match No.: 1 Table: 4

Umpires: SELIG Gert (GER) HIGASHIJIMA Masae (JPN)

Player Statistics	CHATZIKYRIAKOS Kanellis Marios (GRE)						VALERA Alvaro (ESP)					
	Game					Match	Game					Match
	1	2	3	4	5		1	2	3	4	5	
Points won	4	11	11	9	7	42	11	9	5	11	11	47
Biggest lead	2	2	6	1	-	6	7	1	1	2	6	7
Points won on own serve	3	4	6	5	4	22	5	3	3	6	5	22
Points lost on own serve	6	6	2	5	6	25	1	7	5	4	3	20
Most consecutive points won	2	3	6	2	3	6	7	2	3	2	4	7
Greatest deficit overcome	-	1	1	-	-	1	2	-	-	1	-	2
Handedness/Grip	/						/					

Game/Match Statistics	Game					Match
	1	2	3	4	5	
Longest rally (strokes)	15	17	12	8	12	17
Average rally	5	5	5	5	6	5

### Game Progress

1	CHATZIKYRIAKOS Kanellis Marios (GRE)	*0	1	2	2	*2	2	3	3	*4	4	4	4	*4	4	4	4					
	VALERA Alvaro (ESP)	0	0	0	*1	2	3	*3	4	4	5	*6	7	8	9	*10	11					
2	CHATZIKYRIAKOS Kanellis Marios (GRE)	0	0	*1	1	2	2	*3	4	4	5	*5	5	6	7	*8	8	8	9	*10	10	11
	VALERA Alvaro (ESP)	*0	1	1	2	*2	3	3	3	*4	4	5	6	*6	6	6	7	*8	8	8	9	9
3	CHATZIKYRIAKOS Kanellis Marios (GRE)	*0	1	2	2	*2	2	3	3	*4	5	6	7	*8	9	9	10	11				
	VALERA Alvaro (ESP)	0	0	*0	1	2	3	*3	4	4	4	*4	4	4	4	*5	5	5				
4	CHATZIKYRIAKOS Kanellis Marios (GRE)	0	1	*1	1	2	3	*3	3	4	4	*5	6	6	6	*7	7	8	8	*8	9	9
	VALERA Alvaro (ESP)	*0	0	1	2	*2	2	3	4	*4	5	5	5	*6	7	7	8	*8	9	10	10	11
5	CHATZIKYRIAKOS Kanellis Marios (GRE)	*0	0	0	0	*0	1	2	2	*3	3	3	3	*3	4	4	5	*6	7	7		
	VALERA Alvaro (ESP)	0	1	*2	3	4	4	*4	5	5	6	*7	8	9	9	*10	10	10	10	11		

**Note:**  
The "Greatest deficit overcome" only applies when the player ends up winning the game.

**Legend:**  
\* Server  
No. Number



## Match Results 試合結果

SEIDENFELD Ian (USA) 2-3 ROSENMEIER Peter (DEN)

Game Summary		Match	Game 1	Game 2	Game 3	Game 4	Game 5
SEIDENFELD Ian	USA	2	7	11	7	11	8
ROSENMEIER Peter	DEN	3	11	9	11	9	11
Duration:		37min	6min	7min	6min	7min	7min

Match No.: 2 Table: 1

Umpires: KRMEJ Milana (SLO) ZAKI Khaled (EGY)

Player Statistics	SEIDENFELD Ian (USA)						ROSENMEIER Peter (DEN)					
	Game					Match	Game					Match
	1	2	3	4	5		1	2	3	4	5	
Points won	7	11	7	11	8	44	11	9	11	9	11	51
Biggest lead	-	2	1	4	2	4	7	1	4	1	3	7
Points won on own serve	2	6	3	5	4	20	5	5	6	4	6	26
Points lost on own serve	6	4	5	5	5	25	5	5	4	6	4	24
Most consecutive points won	2	3	3	3	2	3	4	3	4	2	5	5
Greatest deficit overcome	-	1	-	1	-	1	-	-	1	-	2	2
Handedness/Grip	/						/					

Game/Match Statistics	Game					Match
	1	2	3	4	5	
Longest rally (strokes)	7	11	15	14	15	15
Average rally	3	5	5	5	5	5

### Game Progress

1	SEIDENFELD Ian (USA)	0	0	*0	0	0	1	*1	1	1	1	*2	3	3	4	*5	5	6	7	7		
	ROSENMEIER Peter (DEN)	*0	1	2	3	*4	4	5	6	*7	8	8	8	*9	9	9	10	*10	10	11		
2	SEIDENFELD Ian (USA)	*0	1	2	2	*2	2	3	4	*5	5	6	6	*6	7	7	7	*8	8	9	10	11
	ROSENMEIER Peter (DEN)	0	0	*0	1	2	3	*3	3	3	4	*4	5	6	6	*7	8	8	9	*9	9	9
3	SEIDENFELD Ian (USA)	0	0	*0	1	1	2	*3	4	4	5	*5	5	5	5	*6	6	7	7	7		
	ROSENMEIER Peter (DEN)	*0	1	2	2	*3	3	3	3	*4	4	5	6	*7	8	8	9	*9	10	11		
4	SEIDENFELD Ian (USA)	*0	0	1	2	*3	3	4	4	*5	5	6	7	*8	8	9	9	*9	10	10	10	11
	ROSENMEIER Peter (DEN)	0	1	*1	1	1	2	*2	3	3	4	*4	4	4	5	*5	6	7	7	*8	9	9
5	SEIDENFELD Ian (USA)	0	0	*1	2	2	3	*3	4	5	5	*6	6	6	6	*6	6	7	8	*8	8	
	ROSENMEIER Peter (DEN)	*0	1	1	1	*2	2	3	3	*3	4	4	5	*6	7	8	9	*9	9	10	11	

### Note:

The "Greatest deficit overcome" only applies when the player ends up winning the game.

### Legend:

\* Server

No. Number



## Match Results 試合結果

EMINOVIC Haris (BIH) 0-3 THAINIYOM Rungroj (THA)

Game Summary		Match	Game 1	Game 2	Game 3	Game 4	Game 5
EMINOVIC Haris	BIH	0	6	4	10		
THAINIYOM Rungroj	THA	3	11	11	12		
Duration:		19min	5min	5min	8min		

Match No.: 3 Table: 3

Umpires: YAMAGUCHI Yumi (JPN) KONNO Kazuko (JPN)

Player Statistics	EMINOVIC Haris (BIH)					Match	THAINIYOM Rungroj (THA)					Match
	Game						Game					
	1	2	3	4	5		1	2	3	4	5	
Points won	6	4	10			20	11	11	12			34
Biggest lead	-	1	5			5	5	7	2			7
Points won on own serve	3	2	4			9	6	5	5			16
Points lost on own serve	5	6	7			18	3	2	6			11
Most consecutive points won	2	1	4			4	4	5	4			5
Greatest deficit overcome	-	-	-			-	-	1	5			5
Handedness/Grip	/						/					

Game/Match Statistics	Game					Match
	1	2	3	4	5	
Longest rally (strokes)	12	7	21			21
Average rally	5	3	8			6

### Game Progress

1	EMINOVIC Haris (BIH)	0	0	*0	0	0	1	*1	2	2	2	*3	4	4	4	*5	5	6	6					
	THAINIYOM Rungroj (THA)	*0	1	2	3	*4	4	5	5	*6	7	7	7	*8	9	9	10	*10	11					
2	EMINOVIC Haris (BIH)	*0	1	1	1	*2	2	2	2	*3	3	4	4	*4	4	4	4	4	4					
	THAINIYOM Rungroj (THA)	0	0	*1	2	2	3	*4	5	5	6	*6	7	8	9	*10	11							
3	EMINOVIC Haris (BIH)	0	1	*2	2	3	4	*5	6	6	6	*7	8	8	8	*8	9	9	9	*10	10	10	*10	10
	THAINIYOM Rungroj (THA)	*0	0	0	1	*1	1	1	1	*2	3	3	3	*4	5	6	6	*7	8	8	9	*10	11	12

### Note:

The "Greatest deficit overcome" only applies when the player ends up winning the game.

### Legend:

\* Server

No. Number



## Match Results 試合結果

HIRTH Trevor (AUS) 1-3 SIMION Bobi (ROU)

Game Summary		Match	Game 1	Game 2	Game 3	Game 4	Game 5
HIRTH Trevor	AUS	1	7	13	2	3	
SIMION Bobi	ROU	3	11	11	11	11	
Duration:		28min	6min	9min	4min	5min	

Match No.: 4 Table: 4

Umpires: FERREIRA Maria (BRA) CHOI Chang Seong (KOR)

Player Statistics	HIRTH Trevor (AUS)					Match	SIMION Bobi (ROU)					Match
	Game						Game					
	1	2	3	4	5		1	2	3	4	5	
Points won	7	13	2	3		25	11	11	11	11		44
Biggest lead	1	2	-	-		2	4	4	9	8		9
Points won on own serve	2	9	1	1		13	5	8	6	4		23
Points lost on own serve	6	3	5	7		21	5	4	1	2		12
Most consecutive points won	2	5	1	2		5	4	3	6	8		8
Greatest deficit overcome	-	4	-	-		4	1	-	-	-		1
Handedness/Grip	/						/					

Game/Match Statistics	Game					Match
	1	2	3	4	5	
Longest rally (strokes)	12	10	10	13		13
Average rally	5	5	4	4		4

### Game Progress

1	HIRTH Trevor (AUS)	0	1	*1	1	1	2	*3	3	4	4	*5	6	6	6	*7	7	7	7	7						
	SIMION Bobi (ROU)	*0	0	1	2	*3	3	3	4	*4	5	5	5	*6	7	7	8	*9	10	11						
2	HIRTH Trevor (AUS)	*0	1	1	2	*2	3	3	3	*3	4	4	4	*4	5	6	6	*6	7	8	9	*10	11	*11	12	13
	SIMION Bobi (ROU)	0	0	*1	1	2	2	*3	4	5	5	*6	7	8	8	*8	9	10	10	*10	10	10	*10	11	*11	11
3	HIRTH Trevor (AUS)	0	0	*0	1	1	1	*1	1	1	1	*2	2	2	2											
	SIMION Bobi (ROU)	*0	1	2	2	*3	4	5	6	*7	8	8	9	*10	11											
4	HIRTH Trevor (AUS)	*0	0	0	0	*0	0	0	0	*0	1	1	2	*3	3	3										
	SIMION Bobi (ROU)	0	1	*2	3	4	5	*6	7	8	8	*9	9	9	10	11										

**Note:**  
The "Greatest deficit overcome" only applies when the player ends up winning the game.

**Legend:**  
\* Server  
No. Number



## Match Results

試合結果

HAMADTOU Ibrahim Elhousseiny (EGY) 0-3 PARK Hong Kyu (KOR)

Game Summary		Match	Game 1	Game 2	Game 3	Game 4	Game 5
HAMADTOU Ibrahim Elhousseiny	EGY	0	6	4	9		
PARK Hong Kyu	KOR	3	11	11	11		
Duration:		20min	6min	6min	6min		

Match No.: 5 Table: 2

Umpires: BYSTRICAN Marian (SVK) NG Tsz Kin (HKG)

Player Statistics	HAMADTOU Ibrahim Elhousseiny (EGY)					Match	PARK Hong Kyu (KOR)					Match
	Game						Game					
	1	2	3	4	5		1	2	3	4	5	
Points won	6	4	9			19	11	11	11			33
Biggest lead	1	1	3			3	5	7	2			7
Points won on own serve	3	1	5			9	5	5	6			16
Points lost on own serve	6	6	5			17	3	3	4			10
Most consecutive points won	2	1	3			3	5	6	3			6
Greatest deficit overcome	-	-	-			-	1	1	3			3
Handedness/Grip	/						/					

Game/Match Statistics	Game					Match
	1	2	3	4	5	
Longest rally (strokes)	9	10	8			10
Average rally	4	3	4			4

### Game Progress

1	HAMADTOU Ibrahim Elhousseiny (EGY)	*0	0	1	2	*2	3	3	4	*4	4	4	*4	5	5	5	*6	6				
	PARK Hong Kyu (KOR)	0	1	*1	1	2	2	*3	3	4	5	*6	7	8	8	*9	10	10	11			
2	HAMADTOU Ibrahim Elhousseiny (EGY)	0	1	*1	2	2	2	*3	3	3	3	*3	3	3	4	*4	4					
	PARK Hong Kyu (KOR)	*0	0	1	1	*2	3	3	4	*5	6	7	8	*9	9	10	11					
3	HAMADTOU Ibrahim Elhousseiny (EGY)	*0	1	2	3	*3	3	3	4	*4	4	5	5	*6	6	6	7	*7	8	9	9	9
	PARK Hong Kyu (KOR)	0	0	*0	0	1	2	*3	3	4	5	*5	6	6	7	*8	8	9	9	*9	10	11

**Note:**  
The "Greatest deficit overcome" only applies when the player ends up winning the game.

**Legend:**  
\* Server  
No. Number



## Match Results 試合結果

DETONI Cristian (CHI) 3-0 VALERA Alvaro (ESP)

Game Summary		Match	Game 1	Game 2	Game 3	Game 4	Game 5
DETONI Cristian	CHI	3	12	11	11		
VALERA Alvaro	ESP	0	10	8	7		
Duration:		29min	9min	7min	8min		

Match No.: 10 Table: 2

Umpires: DZIOBA Grzegorz (CAN) GRIAZNOVA Liudmila (RUS)

Player Statistics	DETONI Cristian (CHI)					Match	VALERA Alvaro (ESP)					Match
	Game						Game					
	1	2	3	4	5		1	2	3	4	5	
Points won	12	11	11			34	10	8	7			25
Biggest lead	2	3	4			4	1	2	2			2
Points won on own serve	6	4	5			15	5	2	4			11
Points lost on own serve	5	6	3			14	6	7	6			19
Most consecutive points won	3	3	4			4	3	2	2			3
Greatest deficit overcome	1	2	2			2	-	-	-			-
Handedness/Grip	/						/					

Game/Match Statistics	Game					Match
	1	2	3	4	5	
Longest rally (strokes)	20	17	12			20
Average rally	6	5	5			6

### Game Progress

1	DETONI Cristian (CHI)	0	1	*1	1	2	2	*3	3	4	5	*6	6	7	7	*7	7	8	9	*9	10	10	*11	12
	VALERA Alvaro (ESP)	*0	0	1	2	*2	3	3	4	*4	4	4	5	*5	6	7	8	*8	8	9	9	*10	10	10
2	DETONI Cristian (CHI)	*0	0	0	1	*2	3	3	3	*4	5	5	6	*7	7	8	9	*9	9	10	11			
	VALERA Alvaro (ESP)	0	1	*2	2	2	2	*3	4	4	4	*5	5	5	6	*6	6	7	8	*8	8			
3	DETONI Cristian (CHI)	0	1	*1	1	2	2	*2	3	4	4	*5	5	6	7	*8	9	9	10	11				
	VALERA Alvaro (ESP)	*0	0	1	2	*2	3	4	4	*4	5	5	6	*6	6	6	6	*7	7	7				

### Note:

The "Greatest deficit overcome" only applies when the player ends up winning the game.

### Legend:

\* Server No. Number



## Match Results 試合結果

PARENZAN Matteo (ITA) **0-3** ROSENMEIER Peter (DEN)

Game Summary		Match	Game 1	Game 2	Game 3	Game 4	Game 5
PARENZAN Matteo	ITA	0	12	6	7		
ROSENMEIER Peter	DEN	3	14	11	11		
Duration:		25min	9min	6min	7min		

Match No.: 6 Table: 3

Umpires: ZAKI Khaled (EGY) SAMAL Jiban Ballav (IND)

Player Statistics	PARENZAN Matteo (ITA)					Match	ROSENMEIER Peter (DEN)					Match
	Game						Game					
	1	2	3	4	5		1	2	3	4	5	
Points won	12	6	7			25	14	11	11			36
Biggest lead	3	1	-			3	2	5	4			5
Points won on own serve	8	3	4			15	9	6	5			20
Points lost on own serve	5	5	6			16	4	3	3			10
Most consecutive points won	3	2	3			3	4	6	4			6
Greatest deficit overcome	-	-	-			-	3	1	-			3
Handedness/Grip	/						/					

Game/Match Statistics	Game					Match
	1	2	3	4	5	
Longest rally (strokes)	16	8	7			16
Average rally	5	5	5			5

### Game Progress

1	PARENZAN Matteo (ITA)	*0	1	2	3	*3	3	3	3	*4	4	5	6	*6	7	7	7	*7	8	9	10	*10	11	*11	12	*12	12
	ROSENMEIER Peter (DEN)	0	0	*0	0	1	2	*3	4	4	5	*5	5	6	6	*7	8	9	9	*9	9	10	*10	11	*11	12	*13
		12																									
		14																									
2	PARENZAN Matteo (ITA)	0	1	*1	1	2	2	*3	3	4	4	*5	6	6	6	*6	6	6	6								6
	ROSENMEIER Peter (DEN)	*0	0	1	2	*2	3	3	4	*4	5	5	5	*6	7	8	9	*10	11								
3	PARENZAN Matteo (ITA)	*0	0	1	1	*2	2	3	3	*3	3	3	4	*5	6	6	6	*6	7	7							7
	ROSENMEIER Peter (DEN)	0	1	*1	2	2	3	*3	4	5	6	*7	7	7	7	*8	9	10	10	11							

### Note:

The "Greatest deficit overcome" only applies when the player ends up winning the game.

### Legend:

\* Server

No. Number





## Match Results 試合結果

RAU Thomas (GER) 0-3 THAINIYOM Rungroj (THA)

Game Summary		Match	Game 1	Game 2	Game 3	Game 4	Game 5
RAU Thomas	GER	0	8	3	8		
THAINIYOM Rungroj	THA	3	11	11	11		
Duration:		19min	6min	4min	7min		

Match No.: 7 Table: 2

Umpires: NG Tsz Kin (HKG) ALIOTTA Esther (USA)

Player Statistics	RAU Thomas (GER)					Match	THAINIYOM Rungroj (THA)					Match
	Game						Game					
	1	2	3	4	5		1	2	3	4	5	
Points won	8	3	8			19	11	11	11			33
Biggest lead	3	1	5			5	3	8	3			8
Points won on own serve	6	1	4			11	7	6	5			18
Points lost on own serve	4	5	6			15	2	2	4			8
Most consecutive points won	3	2	5			5	4	9	8			9
Greatest deficit overcome	-	-	-			-	3	1	5			5
Handedness/Grip	/						/					

Game/Match Statistics	Game					Match
	1	2	3	4	5	
Longest rally (strokes)	10	5	9			10
Average rally	4	3	3			4

### Game Progress

1	RAU Thomas (GER)	*0	1	2	3	*3	4	4	4	*4	4	5	6	*6	7	7	7	*7	7	8	8
	THAINIYOM Rungroj (THA)	0	0	*0	0	1	1	*2	3	4	5	*5	5	6	6	*7	8	9	10	*10	11
2	RAU Thomas (GER)	0	0	*1	1	2	3	*3	3	3	3	*3	3	3	3	3	3	3	3	3	3
	THAINIYOM Rungroj (THA)	*0	1	1	2	*2	2	3	4	*5	6	7	8	*9	10	11					
3	RAU Thomas (GER)	*0	1	1	2	*2	3	3	4	*5	6	7	8	*8	8	8	8	*8	8	8	8
	THAINIYOM Rungroj (THA)	0	0	*1	1	2	2	*3	3	3	3	*3	3	4	5	*6	7	8	9	*10	11

**Note:**  
The "Greatest deficit overcome" only applies when the player ends up winning the game.

**Legend:**  
\* Server No. Number



## Match Results

試合結果

**KARABARDAK Paul (GBR) 3-1 SIMION Bobi (ROU)**

Game Summary		Match	Game 1	Game 2	Game 3	Game 4	Game 5
KARABARDAK Paul	GBR	3	7	11	11	12	
SIMION Bobi	ROU	1	11	7	8	10	
Duration:		30min	6min	6min	6min	8min	

Match No.: 8 Table: 4

Umpires: CHOI Chang Seong (KOR) OH Yong Seng (SGP)

Player Statistics	KARABARDAK Paul (GBR)					Match	SIMION Bobi (ROU)					Match
	Game						Game					
	1	2	3	4	5		1	2	3	4	5	
Points won	7	11	11	12		41	11	7	8	10		36
Biggest lead	1	5	4	4		5	5	-	-	2		5
Points won on own serve	4	6	5	5		20	7	3	4	4		18
Points lost on own serve	4	4	4	6		18	3	5	6	7		21
Most consecutive points won	2	5	3	3		5	6	4	2	4		6
Greatest deficit overcome	-	-	-	2		2	1	-	-	-		1
Handedness/Grip	/						/					

Game/Match Statistics	Game					Match
	1	2	3	4	5	
Longest rally (strokes)	9	11	8	10		11
Average rally	4	5	4	5		4

### Game Progress

1	KARABARDAK Paul (GBR)	0	0	*1	2	2	2	*2	2	2	2	*3	3	4	5	*5	6	7	7	7				
	SIMION Bobi (ROU)	*0	1	1	1	*2	3	4	5	*6	7	7	8	*8	8	9	9	*9	10	11				
2	KARABARDAK Paul (GBR)	*0	1	2	3	*4	5	5	6	*6	6	6	6	*7	7	8	8	*9	10	11				
	SIMION Bobi (ROU)	0	0	*0	0	0	0	*1	1	2	3	*4	5	5	6	*6	7	7	7	7				
3	KARABARDAK Paul (GBR)	0	1	*2	3	3	3	*4	4	5	6	*7	7	8	8	*8	9	9	9	*10	11			
	SIMION Bobi (ROU)	*0	0	0	0	*1	2	2	3	*3	3	3	4	*4	5	6	6	*7	8	8	8			
4	KARABARDAK Paul (GBR)	*0	0	0	1	*2	3	3	4	*5	6	6	6	*7	8	9	9	*9	9	9	10	*10	11	12
	SIMION Bobi (ROU)	0	1	*2	2	2	2	*3	3	3	3	*4	5	5	5	*5	6	7	8	*9	9	10	*10	10

**Note:**  
The "Greatest deficit overcome" only applies when the player ends up winning the game.

**Legend:**  
\* Server  
No. Number



## Match Results 試合結果

CHEN Chao (CHN) 1-3 PARK Hong Kyu (KOR)

Game Summary		Match	Game 1	Game 2	Game 3	Game 4	Game 5
CHEN Chao	CHN	1	11	10	6	14	
PARK Hong Kyu	KOR	3	6	12	11	16	
Duration:		38min	6min	8min	7min	12min	

Match No.: 9 Table: 1

Umpires: FERREIRA Maria (BRA) FOUCARD Frederic (FRA)

Player Statistics	CHEN Chao (CHN)					Match	PARK Hong Kyu (KOR)					Match
	Game						Game					
	1	2	3	4	5		1	2	3	4	5	
Points won	11	10	6	14		41	6	12	11	16		45
Biggest lead	5	1	1	4		5	-	4	5	2		5
Points won on own serve	7	7	3	5		22	4	8	5	6		23
Points lost on own serve	2	4	6	10		22	4	3	3	9		19
Most consecutive points won	5	5	2	3		5	4	3	5	4		5
Greatest deficit overcome	-	-	-	-		-	-	1	1	4		4
Handedness/Grip	/						/					

Game/Match Statistics	Game					Match
	1	2	3	4	5	
Longest rally (strokes)	11	14	8	12		14
Average rally	6	4	4	6		5

### Game Progress

1	CHEN Chao (CHN)	*0	1	2	2	*3	4	5	5	*6	6	6	6	*6	7	8	9	*10	11								
	PARK Hong Kyu (KOR)	0	0	*0	1	1	1	*1	2	2	3	*4	5	6	6	*6	6	6	6								
2	CHEN Chao (CHN)	0	1	*1	1	2	2	*2	3	3	3	*3	4	5	6	*7	8	8	8	*8	9	10	*10	10			
	PARK Hong Kyu (KOR)	*0	0	1	2	*2	3	4	4	*5	6	7	7	*7	7	7	7	*8	9	10	10	*10	11	12			
3	CHEN Chao (CHN)	*0	0	1	1	*2	3	3	3	*4	5	5	5	*6	6	6	6	*6	6								
	PARK Hong Kyu (KOR)	0	1	*1	2	2	2	*3	4	4	4	*5	6	6	7	*8	9	10	11								
4	CHEN Chao (CHN)	0	1	*2	3	3	4	*4	4	5	6	*7	7	7	7	*7	8	8	9	*10	10	10	*10	11	*12	12	*13
	PARK Hong Kyu (KOR)	*0	0	0	0	*1	1	2	3	*3	3	3	4	*5	6	7	7	*8	8	8	9	*10	11	*11	11	*12	12
		13	*13	14	*14	14																					
		*13	14	*14	15	16																					

### Note:

The "Greatest deficit overcome" only applies when the player ends up winning the game.

### Legend:

\* Server

No. Number



## Match Results 試合結果

DETONI Cristian (CHI) 2-3 CHATZIKYRIAKOS Kanellis Marios (GRE)

Game Summary		Match	Game 1	Game 2	Game 3	Game 4	Game 5
DETONI Cristian	CHI	2	11	11	10	9	6
CHATZIKYRIAKOS Kanellis Marios	GRE	3	8	5	12	11	11
Duration:		42min	7min	8min	8min	7min	7min

Match No.: 13 Table: 2

Umpires: FUKUDA Tomoko (JPN) BYSTRICAN Marian (SVK)

Player Statistics	DETONI Cristian (CHI)						CHATZIKYRIAKOS Kanellis Marios (GRE)					
	Game					Match	Game					Match
	1	2	3	4	5		1	2	3	4	5	
Points won	11	11	10	9	6	47	8	5	12	11	11	47
Biggest lead	4	6	2	-	-	6	-	-	3	4	7	7
Points won on own serve	5	5	5	5	4	24	4	2	6	6	7	25
Points lost on own serve	4	3	6	5	4	22	6	6	5	4	2	23
Most consecutive points won	4	4	4	3	3	4	4	2	4	4	5	5
Greatest deficit overcome	-	-	-	-	-	-	-	-	2	-	-	2
Handedness/Grip	/						/					

Game/Match Statistics	Game					Match
	1	2	3	4	5	
Longest rally (strokes)	10	12	11	0	13	15
Average rally	5	6	7	0	6	6

### Game Progress

1	DETONI Cristian (CHI)	0	1	*1	2	3	3	*4	4	4	5	*6	7	8	8	*8	8	8	9	*10	11			
	CHATZIKYRIAKOS Kanellis Marios (GRE)	*0	0	1	1	*1	2	2	3	*4	4	4	4	*4	5	6	7	*8	8	8	8			
2	DETONI Cristian (CHI)	*0	1	2	3	*4	4	5	6	*7	7	7	8	*8	9	10	10	11						
	CHATZIKYRIAKOS Kanellis Marios (GRE)	0	0	*0	0	0	1	*1	1	1	2	*3	3	4	4	*4	5	5						
3	DETONI Cristian (CHI)	0	0	*1	1	2	2	*2	2	3	4	*4	5	5	6	*7	8	9	9	*10	10	10	*10	10
	CHATZIKYRIAKOS Kanellis Marios (GRE)	*0	1	1	2	*2	3	4	5	*5	5	6	6	*7	7	7	7	*7	8	8	9	*10	11	12
4	DETONI Cristian (CHI)	*0	0	0	0	*0	1	1	2	*3	3	4	4	*5	5	6	6	*6	7	8	9	9		
	CHATZIKYRIAKOS Kanellis Marios (GRE)	0	1	*2	3	4	4	*5	5	5	6	*6	7	7	8	*8	9	10	10	*10	10	11		
5	DETONI Cristian (CHI)	0	0	*0	0	0	0	*1	2	2	2	*2	2	3	3	*4	5	6	6					
	CHATZIKYRIAKOS Kanellis Marios (GRE)	*0	1	2	3	*4	5	5	5	*6	7	8	9	*9	10	10	10	*10	11					

### Note:

The "Greatest deficit overcome" only applies when the player ends up winning the game.

### Legend:

\* Server No. Number



## Match Results 試合結果

PARENZAN Matteo (ITA) **0-3** SEIDENFELD Ian (USA)

Game Summary		Match	Game 1	Game 2	Game 3	Game 4	Game 5
PARENZAN Matteo	ITA	0	9	12	7		
SEIDENFELD Ian	USA	3	11	14	11		
Duration:		26min	9min	9min	6min		

Match No.: 14 Table: 1

Umpires: PICHARDO Luz (DOM) BOGREN Ingrid (SWE)

Player Statistics	PARENZAN Matteo (ITA)					Match	SEIDENFELD Ian (USA)					Match
	Game						Game					
	1	2	3	4	5		1	2	3	4	5	
Points won	9	12	7			28	11	14	11			36
Biggest lead	2	2	2			2	4	2	4			4
Points won on own serve	4	7	5			16	5	8	6			19
Points lost on own serve	6	6	5			17	5	5	2			12
Most consecutive points won	3	4	2			4	4	3	6			6
Greatest deficit overcome	-	-	-			-	2	2	2			2
Handedness/Grip	/						/					

Game/Match Statistics	Game					Match
	1	2	3	4	5	
Longest rally (strokes)	11	13	13			13
Average rally	5	5	5			5

### Game Progress

1	PARENZAN Matteo (ITA)	*0	1	1	2	*3	3	3	4	*4	4	5	5	*6	6	6	6	*6	7	8	9	9					
	SEIDENFELD Ian (USA)	0	0	*1	1	1	2	*3	3	4	5	*5	6	6	7	*8	9	10	10	*10	10	11					
2	PARENZAN Matteo (ITA)	0	0	*0	1	2	3	*4	4	4	4	*5	5	6	6	*7	8	9	9	*9	9	10	*11	11	*11	12	*12
	SEIDENFELD Ian (USA)	*0	1	2	2	*2	2	2	3	*4	5	5	6	*6	7	7	7	*7	8	9	10	*10	10	*11	12	*12	13
		12																									
		14																									
3	PARENZAN Matteo (ITA)	*0	1	1	2	*2	3	3	4	*4	5	6	6	*6	6	6	6	*6	7	7							
	SEIDENFELD Ian (USA)	0	0	*1	1	2	2	*3	3	4	4	*4	5	6	7	*8	9	10	10	11							

### Note:

The "Greatest deficit overcome" only applies when the player ends up winning the game.

### Legend:

\* Server

No. Number



## Match Results 試合結果

**RAU Thomas (GER) 3-0 EMINOVIC Haris (BIH)**

Game Summary		Match	Game 1	Game 2	Game 3	Game 4	Game 5
RAU Thomas	GER	3	11	11	11		
EMINOVIC Haris	BIH	0	6	5	6		
Duration:		19min	6min	6min	6min		

Match No.: 11 Table: 2

Umpires: HERMANS Michel (BEL) DAIRA Hiroe (JPN)

Player Statistics	RAU Thomas (GER)					Match	EMINOVIC Haris (BIH)					Match
	Game						Game					
	1	2	3	4	5		1	2	3	4	5	
Points won	11	11	11			33	6	5	6			17
Biggest lead	5	6	5			6	1	2	-			2
Points won on own serve	7	6	6			19	5	3	4			12
Points lost on own serve	1	2	2			5	4	5	5			14
Most consecutive points won	4	5	4			5	2	2	2			2
Greatest deficit overcome	1	2	-			2	-	-	-			-
Handedness/Grip	/						/					

Game/Match Statistics	Game					Match
	1	2	3	4	5	
Longest rally (strokes)	8	12	5			12
Average rally	4	4	3			4

### Game Progress

1	RAU Thomas (GER)	0	0	*1	2	3	3	*3	4	5	5	*6	7	8	9	*9	10	10	11
	EMINOVIC Haris (BIH)	*0	1	1	1	*1	2	3	3	*3	4	4	4	*4	4	5	5	*6	6
2	RAU Thomas (GER)	*0	0	1	1	*1	2	3	4	*5	6	6	6	*7	8	9	10	11	
	EMINOVIC Haris (BIH)	0	1	*1	2	3	3	*3	3	3	3	*4	5	5	5	*5	5	5	
3	RAU Thomas (GER)	0	1	*1	2	3	3	*4	5	6	7	*7	7	8	9	*9	9	10	11
	EMINOVIC Haris (BIH)	*0	0	1	1	*1	2	2	2	*2	2	3	4	*4	4	5	6	*6	6

### Note:

The "Greatest deficit overcome" only applies when the player ends up winning the game.

### Legend:

\* Server

No. Number



## Match Results 試合結果

**KARABARDAK Paul (GBR) 3-0 HIRTH Trevor (AUS)**

Game Summary		Match	Game 1	Game 2	Game 3	Game 4	Game 5
KARABARDAK Paul	GBR	3	11	11	11		
HIRTH Trevor	AUS	0	5	8	2		
Duration:		21min	6min	8min	5min		

Match No.: 15 Table: 3

Umpires: ALIOTTA Esther (USA) IOKI Setsuko (JPN)

Player Statistics	KARABARDAK Paul (GBR)					Match	HIRTH Trevor (AUS)					Match	
	Game						Match	Game					
	1	2	3	4	5			1	2	3	4		5
Points won	11	11	11			33	5	8	2			15	
Biggest lead	6	3	9			9	2	2	-			2	
Points won on own serve	6	7	5			18	3	5	1			9	
Points lost on own serve	2	3	1			6	5	4	6			15	
Most consecutive points won	4	4	7			7	2	4	1			4	
Greatest deficit overcome	2	2	-			2	-	-	-			-	
Handedness/Grip						/						/	

Game/Match Statistics	Game					Match
	1	2	3	4	5	
Longest rally (strokes)	18	26	14			26
Average rally	6	7	6			6

### Game Progress

1	KARABARDAK Paul (GBR)	0	0	*0	1	2	2	*3	3	4	5	*6	7	7	8	*9	10	11			
	HIRTH Trevor (AUS)	*0	1	2	2	*2	3	3	4	*4	4	4	4	*5	5	5	5	5			
2	KARABARDAK Paul (GBR)	*0	1	1	1	*1	2	3	4	*5	5	5	5	*5	6	7	7	*8	9	10	11
	HIRTH Trevor (AUS)	0	0	*1	2	3	3	*3	3	3	4	*5	6	7	7	*7	8	8	8	*8	8
3	KARABARDAK Paul (GBR)	0	1	*2	2	3	4	*4	5	6	7	*8	9	10	11						
	HIRTH Trevor (AUS)	*0	0	0	1	*1	1	2	2	*2	2	2	2	*2	2						

### Note:

The "Greatest deficit overcome" only applies when the player ends up winning the game.

### Legend:

\* Server No. Number



## Match Results

試合結果

**CHEN Chao (CHN) 3-0 HAMADTOU Ibrahim Elhusseiny (EGY)**

Game Summary		Match	Game 1	Game 2	Game 3	Game 4	Game 5
CHEN Chao	CHN	3	11	11	11		
HAMADTOU Ibrahim Elhusseiny	EGY	0	1	6	4		
Duration:		17min	4min	5min	6min		

Match No.: 12 Table: 4

Umpires: GRIAZNOVA Liudmila (RUS) SELIG Gert (GER)

Player Statistics	CHEN Chao (CHN)					Match	HAMADTOU Ibrahim Elhusseiny (EGY)					Match
	Game						Game					
	1	2	3	4	5		1	2	3	4	5	
Points won	11	11	11			33	1	6	4			11
Biggest lead	10	7	7			10	-	-	-			-
Points won on own serve	6	7	5			18	1	4	2			7
Points lost on own serve	0	2	2			4	5	4	6			15
Most consecutive points won	9	6	5			9	1	3	2			3
Greatest deficit overcome	-	-	-			-	-	-	-			-
Handedness/Grip	/						/					

Game/Match Statistics	Game					Match
	1	2	3	4	5	
Longest rally (strokes)	11	8	15			15
Average rally	4	3	4			4

### Game Progress

1	CHEN Chao (CHN)	0	1	*2	3	4	5	*6	7	8	9	*9	10	11	HAMADTOU Ibrahim Elhusseiny (EGY)	*0	0	0	0	*0	0	0	0	*0	0	1	1	1										
2	CHEN Chao (CHN)	*0	1	2	3	*4	5	6	6	*6	6	7	8	*9	10	10	10	*10	11	HAMADTOU Ibrahim Elhusseiny (EGY)	0	0	*0	0	0	0	*0	1	2	3	*3	3	3	3	*4	5	6	6
3	CHEN Chao (CHN)	0	1	*1	2	2	3	*4	5	6	7	*7	7	8	9	*10	11	HAMADTOU Ibrahim Elhusseiny (EGY)	*0	0	1	1	*2	2	2	2	*2	2	3	4	*4	4	4	4	4			

**Note:**  
The "Greatest deficit overcome" only applies when the player ends up winning the game.

**Legend:**  
\* Server  
No. Number





## Match Results 試合結果

RAU Thomas (GER) 1-3 SEIDENFELD Ian (USA)

Game Summary		Match	Game 1	Game 2	Game 3	Game 4	Game 5
RAU Thomas	GER	1	12	10	4	9	
SEIDENFELD Ian	USA	3	10	12	11	11	
Duration:		41min	6min	7min	7min	17min	

Match No.: 23 Table: 4

Umpires: VARAYANON Chusakul (THA) FERREIRA Maria (BRA)

Player Statistics	RAU Thomas (GER)					Match	SEIDENFELD Ian (USA)					Match
	Game						Game					
	1	2	3	4	5		1	2	3	4	5	
Points won	12	10	4	9		35	10	12	11	11		44
Biggest lead	3	-	-	1		3	-	2	7	4		7
Points won on own serve	6	5	2	4		17	5	6	5	5		21
Points lost on own serve	5	6	6	6		23	6	5	2	5		18
Most consecutive points won	2	2	2	4		4	3	2	5	5		5
Greatest deficit overcome	-	-	-	-		-	-	-	-	1		1
Handedness/Grip	/						/					

Game/Match Statistics	Game					Match
	1	2	3	4	5	
Longest rally (strokes)	8	8	9	14		14
Average rally	4	4	3	4		4

### Game Progress

1	RAU Thomas (GER)	*0	1	1	2	*3	3	4	5	*5	6	6	7	*7	7	8	8	*9	10	10	10	*10	11	12
	SEIDENFELD Ian (USA)	0	0	*1	1	1	2	*2	2	3	3	*4	4	5	6	*6	7	7	7	*8	9	10	*10	10
2	RAU Thomas (GER)	0	0	*1	1	1	2	*2	3	3	4	*5	5	6	6	*6	7	7	8	*8	9	10	*10	10
	SEIDENFELD Ian (USA)	*0	1	1	2	*3	3	4	4	*5	5	5	6	*6	7	8	8	*9	9	10	10	*10	11	12
3	RAU Thomas (GER)	*0	0	0	0	*1	1	1	1	*1	1	2	3	*3	3	4	4							
	SEIDENFELD Ian (USA)	0	1	*2	3	3	4	*5	6	7	8	*8	8	9	10	*10	11							
4	RAU Thomas (GER)	0	1	*1	1	1	1	*1	2	3	4	*5	5	6	7	*7	7	7	7	*8	9	9		
	SEIDENFELD Ian (USA)	*0	0	1	2	*3	4	5	5	*5	5	5	6	*6	6	7	8	*9	10	10	10	11		

**Note:**  
The "Greatest deficit overcome" only applies when the player ends up winning the game.

**Legend:**  
\* Server  
No. Number



## Match Results

試合結果

**CHEN Chao (CHN) 3-0 CHATZIKYRIAKOS Kanellis Marios (GRE)**

Game Summary		Match	Game 1	Game 2	Game 3	Game 4	Game 5
CHEN Chao	CHN	3	11	11	11		
CHATZIKYRIAKOS Kanellis Marios	GRE	0	6	9	5		
Duration:		28min	5min	14min	6min		

Match No.: 20 Table: 3

Umpires: OH Yong Seng (SGP) KONNO Kazuko (JPN)

Player Statistics	CHEN Chao (CHN)					Match	CHATZIKYRIAKOS Kanellis Marios (GRE)					Match
	Game						Game					
	1	2	3	4	5		1	2	3	4	5	
Points won	11	11	11			33	6	9	5			20
Biggest lead	5	5	6			6	-	-	1			1
Points won on own serve	5	6	6			17	3	5	3			11
Points lost on own serve	3	4	2			9	6	5	5			16
Most consecutive points won	4	4	6			6	4	3	2			4
Greatest deficit overcome	-	-	1			1	-	-	-			-
Handedness/Grip						/						/

Game/Match Statistics	Game					Match
	1	2	3	4	5	
Longest rally (strokes)	14	11	9			14
Average rally	5	5	4			5

### Game Progress

1	CHEN Chao (CHN)	0	1	*2	3	4	4	*5	6	6	6	*6	6	7	8	*9	9	10	11			
	CHATZIKYRIAKOS Kanellis Marios (GRE)	*0	0	0	0	*0	1	1	1	*2	3	4	5	*5	5	5	6	*6	6			
2	CHEN Chao (CHN)	*0	1	2	2	*3	4	5	6	*6	6	6	7	*7	7	8	8	*8	9	9	10	11
	CHATZIKYRIAKOS Kanellis Marios (GRE)	0	0	*0	1	1	1	*1	1	2	3	*4	4	5	6	*6	7	8	8	*9	9	9
3	CHEN Chao (CHN)	0	1	*1	1	2	3	*3	3	4	5	*6	7	8	9	*9	10	11				
	CHATZIKYRIAKOS Kanellis Marios (GRE)	*0	0	1	2	*2	2	3	4	*4	4	4	4	*4	4	5	5	5				

**Note:**  
The "Greatest deficit overcome" only applies when the player ends up winning the game.

**Legend:**  
\* Server  
No. Number



## Match Results 試合結果

DETTONI Cristian (CHI) 2-3 SEIDENFELD Ian (USA)

Game Summary		Match	Game 1	Game 2	Game 3	Game 4	Game 5
DETTONI Cristian	CHI	2	13	9	11	9	8
SEIDENFELD Ian	USA	3	11	11	9	11	11
Duration:		40min	8min	6min	6min	8min	6min

Match No.: 24 Table: 1

Umpires: GRIAZNOVA Liudmila (RUS) SELIG Gert (GER)

Player Statistics	DETTONI Cristian (CHI)						Match	SEIDENFELD Ian (USA)						Match
	Game					Match		Game					Match	
	1	2	3	4	5			1	2	3	4	5		
Points won	13	9	11	9	8	50	11	11	9	11	11	53		
Biggest lead	2	4	2	1	-	4	2	2	3	4	6	6		
Points won on own serve	5	4	6	5	6	26	4	5	5	6	8	28		
Points lost on own serve	7	6	4	5	3	25	8	5	5	4	2	24		
Most consecutive points won	4	4	5	4	4	5	3	5	3	4	3	5		
Greatest deficit overcome	2	-	3	-	-	3	-	4	-	1	-	4		
Handedness/Grip	/							/						

Game/Match Statistics	Game					Match
	1	2	3	4	5	
Longest rally (strokes)	19	18	13	15	14	19
Average rally	5	7	5	7	6	6

### Game Progress

1	DETTONI Cristian (CHI)	0	1	*1	1	1	2	*2	3	3	4	*5	5	5	6	*7	8	9	9	*9	9	10	*11	11	*12	13
	SEIDENFELD Ian (USA)	*0	0	1	2	*3	3	4	4	*5	5	5	6	*7	7	7	7	*8	8	9	10	*10	10	*11	11	11
2	DETTONI Cristian (CHI)	*0	1	2	3	*4	4	4	4	*4	4	5	6	*7	7	7	7	*8	9	9	9	9	9	9	9	9
	SEIDENFELD Ian (USA)	0	0	*0	0	0	1	*2	3	4	5	*5	5	5	6	*7	8	8	8	*9	10	11	11	11	11	11
3	DETTONI Cristian (CHI)	0	0	*0	0	1	2	*3	4	5	5	*6	6	6	7	*7	8	8	8	*9	10	11	11	11	11	11
	SEIDENFELD Ian (USA)	*0	1	2	3	*3	3	3	3	*3	4	4	5	*6	6	7	7	*8	9	9	9	9	9	9	9	9
4	DETTONI Cristian (CHI)	*0	0	0	0	*0	1	1	2	*3	4	5	5	*6	7	7	7	*8	8	9	9	9	9	9	9	9
	SEIDENFELD Ian (USA)	0	1	*2	3	4	4	*5	5	5	5	*5	6	6	6	*7	8	8	9	*9	10	11	11	11	11	11
5	DETTONI Cristian (CHI)	0	0	*0	1	1	1	*1	2	2	2	*2	3	4	4	*4	5	6	7	*8	8	8	8	8	8	8
	SEIDENFELD Ian (USA)	*0	1	2	2	*3	4	5	5	*6	7	8	8	*8	9	10	10	*10	10	10	10	10	10	10	10	10

**Note:**  
The "Greatest deficit overcome" only applies when the player ends up winning the game.

**Legend:**  
\* Server  
No. Number



## Match Results

試合結果

PARK Hong Kyu (KOR) 2-3 KARABARDAK Paul (GBR)

Game Summary		Match	Game 1	Game 2	Game 3	Game 4	Game 5
PARK Hong Kyu	KOR	2	11	7	18	13	3
KARABARDAK Paul	GBR	3	13	11	16	11	11
Duration:		48min	7min	9min	13min	9min	8min

Match No.: 25 Table: 4

Umpires: YAMAGUCHI Yumi (JPN) IBA Yoko (JPN)

Player Statistics	PARK Hong Kyu (KOR)						Match	KARABARDAK Paul (GBR)						Match
	Game					Match		Game					Match	
	1	2	3	4	5			1	2	3	4	5		
Points won	11	7	18	13	3	52	13	11	16	11	11	62		
Biggest lead	4	2	3	3	-	4	4	4	1	1	8	8		
Points won on own serve	6	5	13	7	2	33	7	6	12	6	7	38		
Points lost on own serve	6	5	4	5	4	24	5	2	5	6	1	19		
Most consecutive points won	8	2	3	3	1	8	5	6	4	3	6	6		
Greatest deficit overcome	-	-	1	1	-	1	4	2	-	-	-	4		
Handedness/Grip	/							/						

Game/Match Statistics	Game					Match
	1	2	3	4	5	
Longest rally (strokes)	12	13	12	17	15	17
Average rally	5	5	5	6	6	5

### Game Progress

1	PARK Hong Kyu (KOR)	0	0	*0	0	0	1	*2	3	4	5	*6	7	8	8	*9	9	10	10	*10	10	10	*10	11	*11	11	
	KARABARDAK Paul (GBR)	*0	1	2	3	*4	4	4	4	*4	4	4	4	*4	5	5	6	*6	7	8	9	*10	11	*11	12	13	
2	PARK Hong Kyu (KOR)	*0	1	1	2	*2	3	4	4	*4	4	4	4	*4	5	5	6	*6	7	7							
	KARABARDAK Paul (GBR)	0	0	*1	1	2	2	*2	3	4	5	*6	7	8	8	*9	9	10	10	11							
3	PARK Hong Kyu (KOR)	0	1	*1	2	3	3	*3	4	5	5	*6	7	7	7	*7	7	8	9	*9	9	10	*10	11	*11	12	*12
	KARABARDAK Paul (GBR)	*0	0	1	1	*1	2	3	3	*3	4	4	4	*5	6	7	8	*8	8	9	10	*10	11	*11	12	*12	13
		13	*13	14	*15	15	*15	16	*17	18																	
		*13	14	*14	14	*15	16	*16	16	16																	
4	PARK Hong Kyu (KOR)	*0	0	1	2	*3	3	4	4	*5	5	6	7	*7	8	8	8	*8	9	9	9	*10	11	*11	12	13	
	KARABARDAK Paul (GBR)	0	1	*1	1	1	2	*2	3	3	4	*4	4	5	5	*6	7	8	8	*9	10	10	*10	11	*11	11	
5	PARK Hong Kyu (KOR)	0	0	*0	1	1	1	*1	1	1	1	*2	2	3	3	3											
	KARABARDAK Paul (GBR)	*0	1	2	2	*3	4	5	6	*7	8	8	9	*9	10	11											

**Note:**  
The "Greatest deficit overcome" only applies when the player ends up winning the game.

**Legend:**  
\* Server  
No. Number



## Match Results 試合結果

THAINIYOM Rungroj (THA) 3-2 SIMION Bobi (ROU)

Game Summary		Match	Game 1	Game 2	Game 3	Game 4	Game 5
THAINIYOM Rungroj	THA	3	10	11	11	9	11
SIMION Bobi	ROU	2	12	6	6	11	7
Duration:		43min	9min	7min	8min	8min	8min

Match No.: 26 Table: 3

Umpires: RASINEN Asko (FIN) KHALILI MARANDI Pari (MAS)

Player Statistics	THAINIYOM Rungroj (THA)						SIMION Bobi (ROU)					
	Game					Match	Game					Match
	1	2	3	4	5		1	2	3	4	5	
Points won	10	11	11	9	11	52	12	6	6	11	7	42
Biggest lead	1	5	5	2	5	5	3	-	1	3	-	3
Points won on own serve	6	5	5	4	6	26	7	3	2	5	3	20
Points lost on own serve	5	3	4	6	4	22	4	6	6	5	5	26
Most consecutive points won	3	5	4	4	5	5	3	2	2	5	5	5
Greatest deficit overcome	-	-	1	-	-	1	1	-	-	2	-	2
Handedness/Grip	/						/					

Game/Match Statistics	Game					Match
	1	2	3	4	5	
Longest rally (strokes)	8	11	7	11	11	11
Average rally	4	5	4	4	6	5

### Game Progress

1	THAINIYOM Rungroj (THA)	*0	1	1	2	*2	2	3	3	*3	3	4	4	*5	6	6	7	*7	8	9	10	*10	10	10
	SIMION Bobi (ROU)	0	0	*1	1	2	3	*3	4	5	6	*6	7	7	7	*8	8	9	9	*9	9	10	*11	12
2	THAINIYOM Rungroj (THA)	0	1	*1	2	3	4	*5	6	6	7	*7	8	8	8	*9	9	10	11					
	SIMION Bobi (ROU)	*0	0	1	1	*1	1	1	1	*2	2	3	3	*4	5	5	6	*6	6					
3	THAINIYOM Rungroj (THA)	*0	0	1	2	*3	4	4	4	*5	6	7	7	*8	8	8	9	*10	11					
	SIMION Bobi (ROU)	0	1	*1	1	1	1	*2	3	3	3	*3	4	4	5	*6	6	6	6					
4	THAINIYOM Rungroj (THA)	0	1	*2	2	2	2	*2	2	3	4	*5	6	6	6	*6	7	7	7	*8	9	9		9
	SIMION Bobi (ROU)	*0	0	0	1	*2	3	4	5	*5	5	5	5	*6	7	8	8	*9	10	10	10	10	11	
5	THAINIYOM Rungroj (THA)	*0	1	2	3	*4	5	5	5	*5	5	5	6	*7	8	9	10	*10	10	11				
	SIMION Bobi (ROU)	0	0	*0	0	0	0	*1	2	3	4	*5	5	5	5	*5	5	6	7	7				

### Note:

The "Greatest deficit overcome" only applies when the player ends up winning the game.

### Legend:

\* Server

No. Number



## Match Results

試合結果

CHEN Chao (CHN) 1-3 ROSENMEIER Peter (DEN)

Game Summary		Match	Game 1	Game 2	Game 3	Game 4	Game 5
CHEN Chao	CHN	1	6	11	8	8	
ROSENMEIER Peter	DEN	3	11	8	11	11	
Duration:		35min	7min	8min	9min	10min	

Match No.: 27 Table: 2

Umpires: HERMANS Michel (BEL) DAIRA Hiroe (JPN)

Player Statistics	CHEN Chao (CHN)					Match	ROSENMEIER Peter (DEN)					Match
	Game						Game					
	1	2	3	4	5		1	2	3	4	5	
Points won	6	11	8	8		33	11	8	11	11		41
Biggest lead	-	3	1	1		3	5	-	7	4		7
Points won on own serve	4	6	3	5		18	7	4	5	6		22
Points lost on own serve	4	4	6	5		19	2	5	5	3		15
Most consecutive points won	1	3	5	3		5	3	2	6	4		6
Greatest deficit overcome	-	-	-	-		-	-	-	1	1		1
Handedness/Grip	/						/					

Game/Match Statistics	Game					Match
	1	2	3	4	5	
Longest rally (strokes)	9	16	10	9		16
Average rally	4	6	5	5		5

### Game Progress

1 CHEN Chao (CHN)	0	0	*0	0	1	1	*1	2	2	3	*3	4	4	5	*5	5	6	6		
ROSENMEIER Peter (DEN)	*0	1	2	3	*3	4	5	5	*6	6	7	7	*8	8	9	10	*10	11		
2 CHEN Chao (CHN)	*0	1	2	3	*3	4	4	4	*5	5	6	6	*7	7	8	8	*9	10	10	11
ROSENMEIER Peter (DEN)	0	0	*0	0	1	1	*2	3	3	4	*4	5	5	6	*6	7	7	7	*8	8
3 CHEN Chao (CHN)	0	1	*1	1	1	1	*2	3	3	3	*3	3	3	3	*4	5	6	7	*8	8
ROSENMEIER Peter (DEN)	*0	0	1	2	*3	4	4	4	*5	6	7	8	*9	10	10	10	*10	10	10	11
4 CHEN Chao (CHN)	*0	0	1	1	*1	2	3	4	*4	4	5	5	*5	5	5	6	*7	8	8	8
ROSENMEIER Peter (DEN)	0	1	*1	2	3	3	*3	3	4	5	*5	6	7	8	*9	9	9	9	*10	11

### Note:

The "Greatest deficit overcome" only applies when the player ends up winning the game.

### Legend:

\* Server

No. Number



## Match Results

試合結果

SEIDENFELD Ian (USA) 3-0 KARABARDAK Paul (GBR)

Game Summary		Match	Game 1	Game 2	Game 3	Game 4	Game 5
SEIDENFELD Ian	USA	3	11	11	11		
KARABARDAK Paul	GBR	0	6	2	6		
Duration:		15min	5min	3min	4min		

Match No.: 28 Table: 1

Umpires: HIGASHIJIMA Masae (JPN) PICHARDO Luz (DOM)

Player Statistics	SEIDENFELD Ian (USA)					Match	KARABARDAK Paul (GBR)					Match
	Game						Game					
	1	2	3	4	5		1	2	3	4	5	
Points won	11	11	11			33	6	2	6			14
Biggest lead	5	9	5			9	-	-	-			-
Points won on own serve	6	5	8			19	3	1	5			9
Points lost on own serve	3	1	1			5	5	6	3			14
Most consecutive points won	3	8	3			8	2	1	2			2
Greatest deficit overcome	-	-	-			-	-	-	-			-
Handedness/Grip						/						/

Game/Match Statistics	Game					Match
	1	2	3	4	5	
Longest rally (strokes)	8	8	14			14
Average rally	5	4	5			5

### Game Progress

1	SEIDENFELD Ian (USA)	*0	1	2	2	*3	4	4	4	*5	6	6	7	*8	9	9	10	*10	11
	KARABARDAK Paul (GBR)	0	0	*0	1	1	1	*2	3	3	3	*4	4	4	4	*5	5	6	6
2	SEIDENFELD Ian (USA)	0	1	*2	3	4	5	*6	7	8	8	*9	9	10	11				
	KARABARDAK Paul (GBR)	*0	0	0	0	*0	0	0	0	*0	1	1	2	*2	2				
3	SEIDENFELD Ian (USA)	*0	1	2	3	*3	4	5	5	*5	6	7	7	*8	9	9	9	*10	11
	KARABARDAK Paul (GBR)	0	0	*0	0	1	1	*1	2	3	3	*3	4	4	4	*5	6	6	6

### Note:

The "Greatest deficit overcome" only applies when the player ends up winning the game.

### Legend:

\* Server

No. Number



## Match Results 試合結果

THAINIYOM Rungroj (THA) 1-3 ROSENMEIER Peter (DEN)

Game Summary		Match	Game 1	Game 2	Game 3	Game 4	Game 5
THAINIYOM Rungroj	THA	1	8	7	13	5	
ROSENMEIER Peter	DEN	3	11	11	11	11	
Duration:		31min	6min	6min	10min	6min	

Match No.: 29 Table: 2

Umpires: TANAKA Rieko (JPN) FOUCHARD Frederic (FRA)

Player Statistics	THAINIYOM Rungroj (THA)					Match	ROSENMEIER Peter (DEN)					Match
	Game						Game					
	1	2	3	4	5		1	2	3	4	5	
Points won	8	7	13	5		33	11	11	11	11		44
Biggest lead	-	-	2	-		2	3	5	3	7		7
Points won on own serve	4	4	8	3		19	6	5	7	6		24
Points lost on own serve	5	6	4	5		20	4	3	5	2		14
Most consecutive points won	3	3	3	2		3	3	2	3	4		4
Greatest deficit overcome	-	-	3	-		3	-	-	-	-		-
Handedness/Grip	/						/					

Game/Match Statistics	Game					Match
	1	2	3	4	5	
Longest rally (strokes)	11	13	11	10		13
Average rally	4	6	5	5		5

### Game Progress

1	THAINIYOM Rungroj (THA)	0	0	*0	0	1	2	*3	3	4	4	*4	5	5	6	*6	7	7	8	*8	8					
	ROSENMEIER Peter (DEN)	*0	1	2	3	*3	3	3	4	*4	5	6	6	*7	7	8	8	*9	9	10	11					
2	THAINIYOM Rungroj (THA)	*0	0	0	1	*1	1	2	2	*2	3	3	3	*4	5	6	6	*7	7	7						
	ROSENMEIER Peter (DEN)	0	1	*2	2	3	4	*4	5	6	6	*7	8	8	8	*8	9	9	10	11						
3	THAINIYOM Rungroj (THA)	0	0	*1	1	1	1	*2	3	4	4	*4	5	6	6	*6	7	7	8	*9	10	10	*10	11	*12	13
	ROSENMEIER Peter (DEN)	*0	1	1	2	*3	4	4	4	*4	5	6	6	*6	7	8	8	*9	9	9	9	*10	11	*11	11	11
4	THAINIYOM Rungroj (THA)	*0	0	0	0	*0	1	1	2	*2	3	3	3	*3	3	4	5	5								
	ROSENMEIER Peter (DEN)	0	1	*2	3	4	4	*5	5	6	6	*7	8	9	10	*10	10	11								

### Note:

The "Greatest deficit overcome" only applies when the player ends up winning the game.

### Legend:

\* Server

No. Number





## Match Results

試合結果

SEIDENFELD Ian (USA) 3-0 ROSENMEIER Peter (DEN)

Game Summary		Match	Game 1	Game 2	Game 3	Game 4	Game 5
SEIDENFELD Ian	USA	3	11	11	11		
ROSENMEIER Peter	DEN	0	9	8	8		
Duration:		23min	6min	7min	7min		

Match No.: 30 Table: 2

Umpires: VARAYANON Chusakul (THA) FUJIMOTO Shigeko (JPN)

Player Statistics	SEIDENFELD Ian (USA)					Match	ROSENMEIER Peter (DEN)					Match
	Game						Game					
	1	2	3	4	5		1	2	3	4	5	
Points won	11	11	11			33	9	8	8			25
Biggest lead	3	5	4			5	2	-	2			2
Points won on own serve	7	6	7			20	6	4	6			16
Points lost on own serve	3	4	2			9	4	5	4			13
Most consecutive points won	4	4	5			5	4	2	3			4
Greatest deficit overcome	2	-	2			2	-	-	-			-
Handedness/Grip						/						/

Game/Match Statistics	Game					Match
	1	2	3	4	5	
Longest rally (strokes)	10	19	17			19
Average rally	4	6	5			5

### Game Progress

1	SEIDENFELD Ian (USA)	0	1	*1	2	3	3	*3	3	3	4	*5	6	7	7	*8	9	9	9	*9	10	11
	ROSENMEIER Peter (DEN)	*0	0	1	1	*1	2	3	4	*5	5	5	5	*5	6	6	6	*7	8	9	9	9
2	SEIDENFELD Ian (USA)	*0	1	2	2	*3	3	4	4	*5	6	7	8	*8	8	9	9	*10	10	10	11	
	ROSENMEIER Peter (DEN)	0	0	*0	1	1	2	*2	3	3	3	*3	3	4	5	*5	6	6	7	*8	8	
3	SEIDENFELD Ian (USA)	0	1	*1	2	2	2	*2	3	4	5	*5	5	6	7	*8	9	10	10	*10	11	
	ROSENMEIER Peter (DEN)	*0	0	1	1	*2	3	4	4	*4	4	5	6	*6	6	6	6	*6	7	8	8	

### Note:

The "Greatest deficit overcome" only applies when the player ends up winning the game.

### Legend:

\* Server

No. Number



## Player Statistics

プレーヤーの統計

As of SAT 28 AUG 2021

Players	NPC Code	Matches				Games				Match Duration					
		Played	Won	Lost	%Won	Played	Won	Lost	%Won	All	Average				
CHATZIKYRIAKOS KM	GRE	3	1	2	33%	13	5	8	38%	1h53min	38min				
		Points Won				Points Lost									
		Total	Own Serve:		58	Most Consecutive:		6	Total	Own Serve:		64	Most Consecutive:		7
		109	Opp. Serve:		51	GDO:		2	127	Opp. Serve:		63	GLL:		2
CHEN Chao	CHN	Matches				Games				Match Duration					
		Played	Won	Lost	%Won	Played	Won	Lost	%Won	All	Average				
		4	2	2	50%	14	8	6	57%	1h58min	30min				
		Points Won				Points Lost									
Total	Own Serve:		75	Most Consecutive:		9	Total	Own Serve:		54	Most Consecutive:		6		
140	Opp. Serve:		65	GDO:		1	117	Opp. Serve:		63	GLL:		4		
DETTONI Cristian	CHI	Matches				Games				Match Duration					
		Played	Won	Lost	%Won	Played	Won	Lost	%Won	All	Average				
		3	1	2	33%	13	7	6	54%	1h51min	37min				
		Points Won				Points Lost									
Total	Own Serve:		65	Most Consecutive:		5	Total	Own Serve:		61	Most Consecutive:		5		
131	Opp. Serve:		66	GDO:		3	125	Opp. Serve:		64	GLL:		4		
EMINOVIC Haris	BIH	Matches				Games				Match Duration					
		Played	Won	Lost	%Won	Played	Won	Lost	%Won	All	Average				
		2	0	2	0%	6	0	6	0%	38min	19min				
		Points Won				Points Lost									
Total	Own Serve:		21	Most Consecutive:		4	Total	Own Serve:		32	Most Consecutive:		5		
37	Opp. Serve:		16	GDO:		0	67	Opp. Serve:		35	GLL:		5		
HAMADTOU IE	EGY	Matches				Games				Match Duration					
		Played	Won	Lost	%Won	Played	Won	Lost	%Won	All	Average				
		2	0	2	0%	6	0	6	0%	37min	19min				
		Points Won				Points Lost									
Total	Own Serve:		16	Most Consecutive:		3	Total	Own Serve:		32	Most Consecutive:		9		
30	Opp. Serve:		14	GDO:		0	66	Opp. Serve:		34	GLL:		3		
HIRTH Trevor	AUS	Matches				Games				Match Duration					
		Played	Won	Lost	%Won	Played	Won	Lost	%Won	All	Average				
		2	0	2	0%	7	1	6	14%	49min	25min				
		Points Won				Points Lost									
Total	Own Serve:		22	Most Consecutive:		5	Total	Own Serve:		36	Most Consecutive:		8		
40	Opp. Serve:		18	GDO:		4	77	Opp. Serve:		41	GLL:		2		
KARABARDAK Paul	GBR	Matches				Games				Match Duration					
		Played	Won	Lost	%Won	Played	Won	Lost	%Won	All	Average				
		4	3	1	75%	15	9	6	60%	1h54min	29min				
		Points Won				Points Lost									
Total	Own Serve:		85	Most Consecutive:		7	Total	Own Serve:		57	Most Consecutive:		8		
150	Opp. Serve:		65	GDO:		4	136	Opp. Serve:		79	GLL:		1		



## Player Statistics

プレイヤーの統計

As of SAT 28 AUG 2021

Players	NPC Code	Matches				Games				Match Duration		
		Played	Won	Lost	%Won	Played	Won	Lost	%Won	All	Average	
PARENZAN Matteo	ITA	2	0	2	0%	6	0	6	0%	51min	26min	
		Points Won				Points Lost						
		Total	Own Serve: 31			Most Consecutive: 4		Total	Own Serve: 33			Most Consecutive: 6
		53	Opp. Serve: 22			GDO: 0		72	Opp. Serve: 39			GLL: 3
PARK Hong Kyu	KOR	3	2	1	67%	12	8	4	67%	1h46min	35min	
		Points Won				Points Lost						
		Total	Own Serve: 72			Most Consecutive: 8		Total	Own Serve: 53			Most Consecutive: 6
		130	Opp. Serve: 58			GDO: 4		122	Opp. Serve: 69			GLL: 4
RAU Thomas	GER	3	1	2	33%	10	4	6	40%	1h19min	26min	
		Points Won				Points Lost						
		Total	Own Serve: 47			Most Consecutive: 5		Total	Own Serve: 43			Most Consecutive: 9
		87	Opp. Serve: 40			GDO: 2		94	Opp. Serve: 51			GLL: 5
ROSENMEIER Peter	DEN	5	4	1	80%	19	12	7	63%	2h31min	30min	
		Points Won				Points Lost						
		Total	Own Serve: 108			Most Consecutive: 6		Total	Own Serve: 76			Most Consecutive: 5
		197	Opp. Serve: 89			GDO: 3		168	Opp. Serve: 92			GLL: 3
SEIDENFELD Ian	USA	6	5	1	83%	23	17	6	74%	3h2min	30min	
		Points Won				Points Lost						
		Total	Own Serve: 127			Most Consecutive: 8		Total	Own Serve: 93			Most Consecutive: 5
		243	Opp. Serve: 116			GDO: 4		203	Opp. Serve: 110			GLL: 3
SIMION Bobi	ROU	3	1	2	33%	13	6	7	46%	1h41min	34min	
		Points Won				Points Lost						
		Total	Own Serve: 61			Most Consecutive: 8		Total	Own Serve: 59			Most Consecutive: 5
		122	Opp. Serve: 61			GDO: 2		118	Opp. Serve: 59			GLL: 4
THAINIYOM Rungroj	THA	4	3	1	75%	15	10	5	67%	1h52min	28min	
		Points Won				Points Lost						
		Total	Own Serve: 79			Most Consecutive: 9		Total	Own Serve: 61			Most Consecutive: 5
		152	Opp. Serve: 73			GDO: 5		125	Opp. Serve: 64			GLL: 2



## Player Statistics

プレイヤーの統計

As of SAT 28 AUG 2021

Players	NPC Code	Matches				Games				Match Duration	
		Played	Won	Lost	%Won	Played	Won	Lost	%Won	All	Average
VALERA Alvaro	ESP	2	1	1	50%	8	3	5	38%	1h12min	36min
		Points Won				Points Lost					
		Total	Own Serve:	33	Most Consecutive:	7	Total	Own Serve:	39	Most Consecutive:	6
		72	Opp. Serve:	39	GDO:	2	76	Opp. Serve:	37	GLL:	2

**Note:**

The "Greatest deficit overcome" only applies when the player ends up winning the game and "Greatest lead lost" only when losing.

**Legend:**

**GDO** Greatest deficit overcome    **GLL** Greatest lead lost    **Opp.** Opponent's



## Tournament Statistics

トーナメントの統計

As of SAT 28 AUG 2021

Statistics	Preliminaries	Round of 16	Quarterfinals	Semifinals	Finals	Total
<b>Matches</b>						
Total	15	2	4	2	1	24
Game Margin: 3:0	9 60%	1 50%		1 50%	1 100%	12 50%
3:1	3 20%	1 50%	1 25%	1 50%		6 25%
3:2	3 20%		3 75%			6 25%
Invalid Results Mark						
Duration: Total	6h53min	1h9min	2h46min	46min	23min	11h57min
Longest	43min	41min	48min	31min	23min	48min
Shortest	17min	28min	35min	15min	23min	15min
Average	28min	35min	42min	23min	23min	30min
<b>Games</b>						
Total	54	7	19	7	3	90
Point Margin: 11						
10	1 2%					1 1%
9	2 4%			1 14%		3 3%
8	2 4%		1 5%			3 3%
7	4 7%	1 14%				5 6%
6	4 7%	1 14%		1 14%		6 7%
5	9 17%	1 14%	3 16%	2 29%		15 17%
4	9 17%		2 11%	1 14%		12 13%
3	7 13%		4 21%	1 14%	2 67%	14 16%
2	16 30%	4 57%	9 47%	1 14%	1 33%	31 34%
Invalid Results Mark						
Duration: Total	6h4min	1h2min	2h34min	40min	20min	10h40min
Longest	12min	17min	13min	10min	7min	17min
Shortest	4min	5min	6min	3min	6min	3min
Average	7min	9min	8min	6min	7min	7min
<b>Points</b>						
Total	994	132	385	124	58	1693
Per game	18.41	18.86	20.26	17.71	19.33	18.81
Most consecutive won	9	6	8	8	5	9
Greatest deficit overcome	5	1	4	3	2	5
Longest rally	26	14	19	14	19	26
Average rally	5	4	5	5	5	5

**Note:**

The "Greatest deficit overcome" only applies when the player ends up winning the game.



**Medallists**  
メダリスト

Medal	Name	NPC
GOLD	SEIDENFELD Ian	USA - United States of America
SILVER	ROSENMEIER Peter	DEN - Denmark
BRONZE	KARABARDAK Paul	GBR - Great Britain
	THAINIYOM Rungroj	THA - Thailand



## Entry List by Event

種目別エントリーリスト

As of SUN 22 AUG 2021

NPC	Name	Date of Birth	Qualification Pathway	World Ranking
AUS - Australia	BALLESTRINO Jake	27 JUL 1991	CQ	16
BRA - Brazil	PEREIRA STROH Israel	6 SEP 1986	QR	5
	SALMIN FILHO Paulo Sergio	12 NOV 1993	CQ	10
CHN - People's Republic of China	LIAO Keli	5 JAN 1990	QR	3
	YAN Shuo	26 JUL 1995	CQ	1
COL - Colombia	VARGAS Jose	14 APR 1984	QI	14
CRO - Croatia	JOZIC Pavao	22 SEP 1994	CQ	12
EGY - Egypt	YOUSSEF Sayed Mohamed	8 MAY 1984	CQ	7
ESP - Spain	MORALES Jordi	17 NOV 1985	QR	4
GBR - Great Britain	BAYLEY William	17 JAN 1988	QR	2
GER - Germany	SCHNAKE Bjoern	13 DEC 1971	QR	8
JPN - Japan	INOUE Masachika	12 AUG 1995	QI	13
	YAGI Katsuyoshi	17 JUN 1990	QR	6
POL - Poland	CHUDZICKI Maksym	24 MAY 1999	QT	11
SLO - Slovenia	TRTNIK Luka	10 JAN 1998	QI	15
THA - Thailand	PUNPOO Chalermpong	25 MAR 1981	QR	9

### Legend:

<b>CQ</b>	Continental Qualification	<b>QI</b>	Qualified by Invitation	<b>QR</b>	World Ranking
<b>QT</b>	Qualification Tournament				



Draw - Preliminary Round  
トーナメント表 - 予選ラウンド

GROUP A

Match	Day	Time	Table	Name	1	2	3	Pts	Rk
3-1	25 AUG	19:20	1	1 YAN Shuo (CHN)		<b>3:0</b> 2,9,2	<b>3:0</b> 9,9,7	4	1
2-1	26 AUG	18:00	1						
2-3	27 AUG	9:40	4	2 SALMIN FILHO Paulo Sergio (BRA)	<b>0:3</b> -2,-9,-2		<b>3:2</b> -8,-9,6,11,3	3	2
				3 JOZIC Pavao (CRO)	<b>0:3</b> -9,-9,-7	<b>2:3</b> 8,9,-6,-11,-3		2	3

GROUP B

Match	Day	Time	Table	Name	1	2	3	Pts	Rk
3-1	25 AUG	19:20	3	1 BAYLEY William (GBR)		<b>3:0</b> 9,9,9	<b>3:1</b> 11,-8,3,8	4	1
2-1	26 AUG	18:40	2						
2-3	27 AUG	10:20	4	2 PUNPOO Chalermpong (THA)	<b>0:3</b> -9,-9,-9		<b>0:3</b> -8,-12,-9	2	3
				3 CHUDZICKI Maksym (POL)	<b>1:3</b> -11,8,-3,-8	<b>3:0</b> 8,12,9		3	2

GROUP C

Match	Day	Time	Table	Name	1	2	3	Pts	Rk
3-1	25 AUG	18:40	3	1 LIAO Keli (CHN)		<b>3:0</b> 9,9,2	<b>3:0</b> 9,9,6	4	1
2-1	26 AUG	17:20	2						
2-3	27 AUG	11:00	2	2 YAGI Katsuyoshi (JPN)	<b>0:3</b> -9,-9,-2		<b>3:0</b> 5,3,4	3	2
				3 TRTNIK Luka (SLO)	<b>0:3</b> -9,-9,-6	<b>0:3</b> -5,-3,-4		2	3

GROUP D

Match	Day	Time	Table	Name	1	2	3	Pts	Rk
3-1	25 AUG	18:40	4	1 MORALES Jordi (ESP)		<b>3:1</b> 8,6,-10,6	<b>3:0</b> 10,8,11	4	1
2-1	26 AUG	18:00	3						
2-3	27 AUG	11:00	4	2 SCHNAKE Bjoern (GER)	<b>1:3</b> -8,-6,10,-6		<b>3:2</b> 10,6,-10,-1,6	3	2
				3 VARGAS Jose (COL)	<b>0:3</b> -10,-8,-11	<b>2:3</b> -10,-6,10,1,-6		2	3





Draw - Preliminary Round  
トーナメント表 - 予選ラウンド

GROUP E

Match	Day	Time	Table	Name	1	2	3	4	Pts	Rk
3-1	25 AUG	19:20	2	1 PEREIRA STROH Israel (BRA)		<b>3:1</b> -5,8,7,7	<b>3:2</b> 11,-5,-9,7,9	<b>3:0</b> 5,3,6	6	1
2-4	25 AUG	19:20	4							
4-3	26 AUG	18:00	2	2 YOUSSEF Sayed Mohamed (EGY)	<b>1:3</b> 5,-8,-7,-7		<b>3:0</b> 9,13,6	<b>3:1</b> 5,-8,2,9	5	2
2-1	26 AUG	18:00	4							
1-4	27 AUG	11:00	1	3 INOUE Masachika (JPN)	<b>2:3</b> -11,5,9,-7,-9	<b>0:3</b> -9,-13,-6		<b>3:1</b> -10,4,10,3	4	3
2-3	27 AUG	11:00	3							
				4 BALLESTRINO Jake (AUS)	<b>0:3</b> -5,-3,-6	<b>1:3</b> -5,8,-2,-9	<b>1:3</b> 10,-4,-10,-3		3	4

Qualification rule:

First and Second from each group will qualify for the Round of 16.

Legend:

Pts Points Rk Rank



Draw - Final Rounds  
トーナメント表 - 最終ラウンド

QUALIFIED FROM GROUPS				
Group	Rk	Name	NPC	Match Points
A	1	YAN Shuo	CHN	4
B	1	BAYLEY William	GBR	4
C	1	LIAO Keli	CHN	4
D	1	MORALES Jordi	ESP	4
E	1	PEREIRA STROH Israel	BRA	6
A	2	SALMIN FILHO Paulo Sergio	BRA	3
B	2	CHUDZICKI Maksym	POL	3
C	2	YAGI Katsuyoshi	JPN	3
D	2	SCHNAKE Bjoern	GER	3
E	2	YOUSSEF Sayed Mohamed	EGY	5

Round of 16	NPC Code	Quarterfinals	NPC Code	Semifinals	NPC Code	Finals	NPC Code
YAN Shuo	CHN	YAN Shuo	CHN	YAN Shuo	CHN	YAN Shuo	CHN
BYE				3-1 (4:11, 11:5, 11:9, 13:11)		3-0 (11:4, 12:10, 11:7)	
YAGI Katsuyoshi	JPN	YOUSSEF SM	EGY	CHUDZICKI Maksym	POL	YAN Shuo	CHN
YOUSSEF SM	EGY	3-1 (11:9, 9:11, 13:11, 11:8)		3-0 (11:6, 11:7, 11:9)		3-1 (11:4, 12:10, 11:7)	
CHUDZICKI Maksym	POL	CHUDZICKI Maksym	POL	CHUDZICKI Maksym	POL		
BYE				3-0 (11:6, 11:7, 11:9)			
BYE		MORALES Jordi	ESP				
MORALES Jordi	ESP						
LIAO Keli	CHN	LIAO Keli	CHN	LIAO Keli	CHN	YAN Shuo	CHN
BYE				3-1 (9:11, 11:3, 11:3, 11:3)		3-1 (4:11, 11:9, 11:2, 11:8)	
BYE		PEREIRA STROH I	BRA				
PEREIRA STROH I	BRA						
SCHNAKE Bjoern	GER	SCHNAKE Bjoern	GER	BAYLEY William	GBR		
SALMIN FILHO PS	BRA	3-0 (12:10, 11:3, 11:9)		3-2 (11:6, 11:9, 8:11, 9:11, 12:10)			
BYE		BAYLEY William	GBR	3-0 (13:11, 11:8, 11:9)		BAYLEY William	GBR
BAYLEY William	GBR						
							<b>GOLD</b>
							<b>SILVER</b>
							<b>BRONZE</b>
							CHUDZICKI Maksym POL
							LIAO Keli CHN

**Legend:**  
Rk Rank



## Match Results

試合結果

JOZIC Pavao (CRO) 0-3 YAN Shuo (CHN)

Game Summary		Match	Game 1	Game 2	Game 3	Game 4	Game 5
JOZIC Pavao	CRO	0	9	9	7		
YAN Shuo	CHN	3	11	11	11		
Duration:		21min	6min	7min	6min		

Match No.: 3 Table: 1

Umpires: VARAYANON Chusakul (THA) DZIOBA Grzegorz (CAN)

Player Statistics	JOZIC Pavao (CRO)					Match	YAN Shuo (CHN)					Match
	Game						Game					
	1	2	3	4	5		1	2	3	4	5	
Points won	9	9	7			25	11	11	11			33
Biggest lead	1	4	1			4	2	3	4			4
Points won on own serve	4	4	4			12	5	5	5			15
Points lost on own serve	6	6	6			18	5	5	3			13
Most consecutive points won	3	3	2			3	3	4	5			5
Greatest deficit overcome	-	-	-			-	1	4	1			4
Handedness/Grip	/						/					

Game/Match Statistics	Game					Match
	1	2	3	4	5	
Longest rally (strokes)	9	12	10			12
Average rally	5	6	5			5

### Game Progress

1 JOZIC Pavao (CRO)	*0	0	1	2	*2	3	3	4	*4	4	5	6	*6	6	6	7	*8	9	9	9	9
YAN Shuo (CHN)	0	1	*1	1	2	2	*3	3	4	5	*5	5	6	7	*8	8	8	8	*9	10	11
2 JOZIC Pavao (CRO)	0	1	*2	2	3	4	*5	5	5	5	*5	6	6	6	*6	7	7	7	*8	9	9
YAN Shuo (CHN)	*0	0	0	1	*1	1	1	2	*3	4	5	5	*6	7	8	8	*9	10	10	10	11
3 JOZIC Pavao (CRO)	*0	0	1	2	*2	3	3	3	*3	3	3	4	*4	5	5	6	*6	7	7		
YAN Shuo (CHN)	0	1	*1	1	2	2	*3	4	5	6	*7	7	8	8	*9	9	10	10	11		

### Note:

The "Greatest deficit overcome" only applies when the player ends up winning the game.

### Legend:

\* Server

No. Number



## Match Results 試合結果

CHUDZICKI Maksym (POL) 1-3 BAYLEY William (GBR)

Game Summary		Match	Game 1	Game 2	Game 3	Game 4	Game 5
CHUDZICKI Maksym	POL	1	11	11	3	8	
BAYLEY William	GBR	3	13	8	11	11	
Duration:		28min	8min	6min	5min	7min	

Match No.: 4 Table: 3

Umpires: OH Yong Seng (SGP) RIVERO Ernesto (VEN)

Player Statistics	CHUDZICKI Maksym (POL)					Match	BAYLEY William (GBR)					Match
	Game						Game					
	1	2	3	4	5		1	2	3	4	5	
Points won	11	11	3	8		33	13	8	11	11		43
Biggest lead	-	5	-	2		5	4	5	8	4		8
Points won on own serve	6	5	1	7		19	7	3	6	8		24
Points lost on own serve	6	5	5	3		19	5	6	2	1		14
Most consecutive points won	3	10	2	2		10	3	5	7	3		7
Greatest deficit overcome	-	5	-	-		5	-	-	-	2		2
Handedness/Grip	/						/					

Game/Match Statistics	Game					Match
	1	2	3	4	5	
Longest rally (strokes)	10	7	12	10		12
Average rally	5	4	4	5		5

### Game Progress

1	CHUDZICKI Maksym (POL)	0	0	*0	1	1	1	*2	2	3	4	*4	4	4	5	*6	7	7	8	*8	9	10	*10	11	*11	11
	BAYLEY William (GBR)	*0	1	2	2	*3	4	4	5	*5	5	6	7	*8	8	8	8	*9	9	10	10	*10	11	*11	12	13
2	CHUDZICKI Maksym (POL)	*0	0	0	0	*0	0	1	2	*3	4	5	6	*7	8	9	10	*10	10	10	11					
	BAYLEY William (GBR)	0	1	*2	3	4	5	*5	5	5	5	*5	5	5	*5	5	6	7	*8	8						
3	CHUDZICKI Maksym (POL)	0	0	*1	1	1	1	*1	1	1	1	*2	3	3	3	3										
	BAYLEY William (GBR)	*0	1	1	2	*3	4	5	6	*7	8	8	8	*9	10	11										
4	CHUDZICKI Maksym (POL)	*0	1	2	2	*3	3	4	4	*4	4	5	5	*5	6	6	6	*6	7	8	8					
	BAYLEY William (GBR)	0	0	*0	1	1	2	*2	3	4	5	*5	6	7	7	*8	9	10	10	*10	11					

**Note:**  
The "Greatest deficit overcome" only applies when the player ends up winning the game.

**Legend:**  
\* Server  
No. Number



## Match Results 試合結果

TRTNIK Luka (SLO) 0-3 LIAO Keli (CHN)

Game Summary		Match	Game 1	Game 2	Game 3	Game 4	Game 5
TRTNIK Luka	SLO	0	9	9	6		
LIAO Keli	CHN	3	11	11	11		
Duration:		21min	6min	6min	7min		

Match No.: 1 Table: 3

Umpires: KONNO Kazuko (JPN) YAMAGUCHI Yumi (JPN)

Player Statistics	TRTNIK Luka (SLO)					Match	LIAO Keli (CHN)					Match
	Game						Game					
	1	2	3	4	5		1	2	3	4	5	
Points won	9	9	6			24	11	11	11			33
Biggest lead	2	1	-			2	3	4	5			5
Points won on own serve	5	4	5			14	6	5	7			18
Points lost on own serve	5	6	4			15	4	5	1			10
Most consecutive points won	2	3	2			3	3	3	4			4
Greatest deficit overcome	-	-	-			-	2	1	-			2
Handedness/Grip	/						/					

Game/Match Statistics	Game					Match
	1	2	3	4	5	
Longest rally (strokes)	8	10	6			10
Average rally	4	4	3			4

### Game Progress

1	TRTNIK Luka (SLO)	*0	1	2	2	*2	2	3	4	*4	4	4	5	*5	5	6	6	*7	8	8	9	9
	LIAO Keli (CHN)	0	0	*0	1	2	3	*3	3	4	5	*6	6	7	8	*8	9	9	9	*10	10	11
2	TRTNIK Luka (SLO)	0	1	*1	1	2	3	*3	3	4	4	*4	4	5	5	*6	6	6	7	*8	9	9
	LIAO Keli (CHN)	*0	0	1	2	*2	2	3	4	*4	5	6	7	*7	8	8	9	*10	10	10	10	11
3	TRTNIK Luka (SLO)	*0	0	1	1	*1	2	2	3	*3	4	5	5	*5	6	6	6	*6	6			
	LIAO Keli (CHN)	0	1	*1	2	3	3	*4	4	5	5	*5	6	7	7	*8	9	10	11			

### Note:

The "Greatest deficit overcome" only applies when the player ends up winning the game.

### Legend:

\* Server

No. Number



## Match Results

試合結果

VARGAS Jose (COL) 0-3 MORALES Jordi (ESP)

Game Summary		Match	Game 1	Game 2	Game 3	Game 4	Game 5
VARGAS Jose	COL	0	10	8	11		
MORALES Jordi	ESP	3	12	11	13		
Duration:		25min	8min	6min	8min		

Match No.: 2 Table: 4

Umpires: CHOI Chang Seong (KOR) FERREIRA Maria (BRA)

Player Statistics	VARGAS Jose (COL)					Match	MORALES Jordi (ESP)					Match
	Game						Game					
	1	2	3	4	5		1	2	3	4	5	
Points won	10	8	11			29	12	11	13			36
Biggest lead	-	-	2			2	6	7	3			7
Points won on own serve	6	4	5			15	7	5	6			18
Points lost on own serve	5	6	7			18	4	4	6			14
Most consecutive points won	4	5	5			5	5	5	5			5
Greatest deficit overcome	-	-	-			-	-	-	2			2
Handedness/Grip	/						/					

Game/Match Statistics	Game					Match
	1	2	3	4	5	
Longest rally (strokes)	12	11	14			14
Average rally	5	5	5			5

### Game Progress

1	VARGAS Jose (COL)	0	0	*0	0	0	0	*1	1	1	2	*3	4	5	5	*6	7	8	8	*8	9	10	*10	10		
	MORALES Jordi (ESP)	*0	1	2	3	*4	5	5	6	*7	7	7	7	*7	8	8	8	*8	9	10	10	*10	11	12		
2	VARGAS Jose (COL)	*0	0	0	0	*1	1	1	1	*1	1	2	3	*3	3	4	5	*6	7	8	8					
	MORALES Jordi (ESP)	0	1	*2	3	3	4	*5	6	7	8	*8	8	9	10	*10	10	10	10	*10	11					
3	VARGAS Jose (COL)	0	1	*2	2	2	2	*2	2	3	4	*4	5	5	5	*6	7	8	9	*10	10	10	*10	11	*11	11
	MORALES Jordi (ESP)	*0	0	0	1	*2	3	4	5	*5	5	6	6	*7	8	8	8	*8	8	8	9	*10	11	*11	12	13

**Note:**  
The "Greatest deficit overcome" only applies when the player ends up winning the game.

**Legend:**  
\* Server No. Number



## Match Results

試合結果

INOUE Masachika (JPN) 2-3 PEREIRA STROH Israel (BRA)

Game Summary		Match	Game 1	Game 2	Game 3	Game 4	Game 5
INOUE Masachika	JPN	2	11	11	11	7	9
PEREIRA STROH Israel	BRA	3	13	5	9	11	11
Duration:		44min	9min	6min	8min	8min	9min

Match No.: 5 Table: 2

Umpires: HERMANS Michel (BEL) ALIOTTA Esther (USA)

Player Statistics	INOUE Masachika (JPN)						Match	PEREIRA STROH Israel (BRA)						Match
	Game					Match		Game					Match	
	1	2	3	4	5			1	2	3	4	5		
Points won	11	11	11	7	9	49	13	5	9	11	11	49		
Biggest lead	6	6	5	-	1	6	2	1	2	7	5	7		
Points won on own serve	6	6	4	4	6	26	7	3	3	7	7	27		
Points lost on own serve	6	2	6	4	4	22	5	5	7	3	3	23		
Most consecutive points won	6	4	6	5	4	6	8	2	7	7	4	8		
Greatest deficit overcome	-	1	2	-	-	2	6	-	-	-	1	6		
Handedness/Grip	/							/						

Game/Match Statistics	Game					Match
	1	2	3	4	5	
Longest rally (strokes)	7	10	9	11	10	11
Average rally	4	4	4	5	4	4

### Game Progress

1	INOUE Masachika (JPN)	*0	1	1	2	*3	4	5	6	*7	7	7	7	*7	7	7	7	*7	8	9	9	*10	11	*11	11	11
	PEREIRA STROH Israel (BRA)	0	0	*1	1	1	1	*1	1	1	2	*3	4	5	6	*7	8	9	9	*9	10	10	*10	11	*12	13
2	INOUE Masachika (JPN)	0	1	*1	1	2	3	*4	5	5	6	*7	8	9	9	*9	10	11								
	PEREIRA STROH Israel (BRA)	*0	0	1	2	*2	2	2	2	*3	3	3	3	*3	4	5	5	5								
3	INOUE Masachika (JPN)	*0	0	1	2	*3	4	5	6	*6	6	6	6	*6	6	6	7	*8	9	9	10	11				
	PEREIRA STROH Israel (BRA)	0	1	*1	1	1	1	*1	1	2	3	*4	5	6	7	*8	8	8	8	*9	9	9				
4	INOUE Masachika (JPN)	0	0	*1	1	2	2	*2	2	2	2	*2	2	3	4	*5	6	7	7	7						
	PEREIRA STROH Israel (BRA)	*0	1	1	2	*2	3	4	5	*6	7	8	9	*9	9	9	9	*9	10	11						
5	INOUE Masachika (JPN)	*0	1	1	1	*1	1	2	2	*3	3	4	4	*4	4	5	5	*6	7	8	9	9				
	PEREIRA STROH Israel (BRA)	0	0	*1	2	3	4	*4	5	5	6	*6	7	8	9	*9	10	10	10	*10	10	11				

### Note:

The "Greatest deficit overcome" only applies when the player ends up winning the game.

### Legend:

\* Server

No. Number



## Match Results 試合結果

SALMIN FILHO Paulo Sergio (BRA) 0-3 YAN Shuo (CHN)

Game Summary		Match	Game 1	Game 2	Game 3	Game 4	Game 5
SALMIN FILHO Paulo Sergio	BRA	0	2	9	2		
YAN Shuo	CHN	3	11	11	11		
Duration:		19min	4min	8min	6min		

Match No.: 8 Table: 1

Umpires: KONNO Kazuko (JPN) DAIRA Hiroe (JPN)

Player Statistics	SALMIN FILHO Paulo Sergio (BRA)					Match	YAN Shuo (CHN)					Match	
	Game						Match	Game					
	1	2	3	4	5			1	2	3	4		5
Points won	2	9	2			13	11	11	11			33	
Biggest lead	1	3	1			3	9	2	9			9	
Points won on own serve	1	2	1			4	6	3	6			15	
Points lost on own serve	5	8	5			18	1	7	1			9	
Most consecutive points won	1	4	1			4	9	4	10			10	
Greatest deficit overcome	-	-	-			-	1	3	1			3	
Handedness/Grip	/						/						

Game/Match Statistics	Game					Match
	1	2	3	4	5	
Longest rally (strokes)	10	14	9			14
Average rally	5	6	5			6

### Game Progress

1	SALMIN FILHO Paulo Sergio (BRA)	0	1	*1	1	2	2	*2	2	2	*2	2	2	2								
	YAN Shuo (CHN)	*0	0	1	2	*2	3	4	5	*6	7	8	9	*10	11							
2	SALMIN FILHO Paulo Sergio (BRA)	*0	0	1	2	*3	4	4	5	*5	5	5	6	*7	7	7	8	*9	9	9	9	9
	YAN Shuo (CHN)	0	1	*1	1	1	1	*2	2	3	4	*5	5	5	6	*7	7	7	8	*9	10	11
3	SALMIN FILHO Paulo Sergio (BRA)	0	1	*1	2	2	2	*2	2	2	2	*2	2	2	2							
	YAN Shuo (CHN)	*0	0	1	1	*2	3	4	5	*6	7	8	9	*10	11							

### Note:

The "Greatest deficit overcome" only applies when the player ends up winning the game.

### Legend:

\* Server

No. Number





## Match Results

試合結果

PUNPOO Chalermpong (THA) 0-3 BAYLEY William (GBR)

Game Summary		Match	Game 1	Game 2	Game 3	Game 4	Game 5
PUNPOO Chalermpong	THA	0	9	9	9		
BAYLEY William	GBR	3	11	11	11		
Duration:		28min	9min	9min	9min		

Match No.: 12 Table: 2

Umpires: NG Tsz Kin (HKG) ALIOTTA Esther (USA)

Player Statistics	PUNPOO Chalermpong (THA)					Match	BAYLEY William (GBR)					Match
	Game						Game					
	1	2	3	4	5		1	2	3	4	5	
Points won	9	9	9			27	11	11	11			33
Biggest lead	5	1	4			5	2	2	2			2
Points won on own serve	5	4	4			13	6	5	5			16
Points lost on own serve	5	6	6			17	4	5	5			14
Most consecutive points won	6	2	3			6	6	2	6			6
Greatest deficit overcome	-	-	-			-	5	1	4			5
Handedness/Grip						/						/

Game/Match Statistics	Game					Match
	1	2	3	4	5	
Longest rally (strokes)	9	11	10			11
Average rally	4	5	5			5

### Game Progress

1	PUNPOO Chalermpong (THA)	0	0	*1	1	2	3	*4	5	6	7	*7	7	7	7	*7	7	8	8	*8	9	9
	BAYLEY William (GBR)	*0	1	1	2	*2	2	2	2	*2	2	3	4	*5	6	7	8	*8	9	10	10	11
2	PUNPOO Chalermpong (THA)	*0	0	1	1	*2	3	3	3	*4	4	4	5	*6	6	7	8	*8	8	9	9	9
	BAYLEY William (GBR)	0	1	*1	2	2	2	*3	4	4	5	*6	6	6	7	*7	7	8	9	*9	10	11
3	PUNPOO Chalermpong (THA)	0	1	*2	2	2	3	*4	4	5	5	*6	7	8	8	*8	8	8	8	*8	9	9
	BAYLEY William (GBR)	*0	0	0	1	*2	2	2	3	*3	4	4	4	*4	5	6	7	*8	9	10	10	11

**Note:**  
The "Greatest deficit overcome" only applies when the player ends up winning the game.

**Legend:**  
\* Server  
No. Number



## Match Results

試合結果

YAGI Katsuyoshi (JPN) 0-3 LIAO Keli (CHN)

Game Summary		Match	Game 1	Game 2	Game 3	Game 4	Game 5
YAGI Katsuyoshi	JPN	0	9	9	2		
LIAO Keli	CHN	3	11	11	11		
Duration:		25min	7min	9min	6min		

Match No.: 7 Table: 2

Umpires: VARAYANON Chusakul (THA) BYSTRICAN Marian (SVK)

Player Statistics	YAGI Katsuyoshi (JPN)					Match	LIAO Keli (CHN)					Match
	Game						Game					
	1	2	3	4	5		1	2	3	4	5	
Points won	9	9	2			20	11	11	11			33
Biggest lead	3	2	-			3	6	4	9			9
Points won on own serve	5	5	0			10	6	6	4			16
Points lost on own serve	5	5	7			17	4	4	2			10
Most consecutive points won	5	4	1			5	9	4	7			9
Greatest deficit overcome	-	-	-			-	3	2	-			3
Handedness/Grip	/						/					

Game/Match Statistics	Game					Match
	1	2	3	4	5	
Longest rally (strokes)	6	11	5			11
Average rally	3	4	3			3

### Game Progress

1	YAGI Katsuyoshi (JPN)	*0	1	2	3	*3	3	3	3	*3	3	3	*3	4	4	5	*6	7	8	9	9	
	LIAO Keli (CHN)	0	0	*0	0	1	2	*3	4	5	6	*7	8	9	9	*10	10	10	10	*10	10	11
2	YAGI Katsuyoshi (JPN)	0	1	*2	2	3	3	*3	3	4	4	*4	4	4	5	*6	7	8	8	*8	9	9
	LIAO Keli (CHN)	*0	0	0	1	*1	2	3	4	*4	5	6	7	*8	8	8	8	*8	9	10	10	11
3	YAGI Katsuyoshi (JPN)	*0	0	0	0	*0	0	0	0	*1	1	1	2	*2	2							
	LIAO Keli (CHN)	0	1	*2	3	4	5	*6	7	7	8	*9	9	10	11							

**Note:**  
The "Greatest deficit overcome" only applies when the player ends up winning the game.

**Legend:**  
\* Server No. Number



## Match Results 試合結果

SCHNAKE Bjoern (GER) 1-3 MORALES Jordi (ESP)

Game Summary		Match	Game 1	Game 2	Game 3	Game 4	Game 5
SCHNAKE Bjoern	GER	1	8	6	12	6	
MORALES Jordi	ESP	3	11	11	10	11	
Duration:		30min	7min	6min	8min	6min	

Match No.: 9 Table: 3

Umpires: FUKUDA Tomoko (JPN) YAMAGUCHI Yumi (JPN)

Player Statistics	SCHNAKE Bjoern (GER)					Match	MORALES Jordi (ESP)					Match
	Game						Game					
	1	2	3	4	5		1	2	3	4	5	
Points won	8	6	12	6		32	11	11	10	11		43
Biggest lead	1	1	3	-		3	4	5	-	5		5
Points won on own serve	5	2	8	4		19	6	5	7	7		25
Points lost on own serve	5	6	3	4		18	3	4	4	2		13
Most consecutive points won	3	3	3	1		3	5	3	3	3		5
Greatest deficit overcome	-	-	-	-		-	1	1	-	-		1
Handedness/Grip	/						/					

Game/Match Statistics	Game					Match
	1	2	3	4	5	
Longest rally (strokes)	10	7	10	11		11
Average rally	4	5	5	6		5

### Game Progress

1	SCHNAKE Bjoern (GER)	*0	1	1	1	*1	1	1	2	*3	4	4	4	*4	5	5	6	*6	7	8	8			
	MORALES Jordi (ESP)	0	0	*1	2	3	4	*5	5	5	*6	7	8	8	*9	9	10	10	*10	11				
2	SCHNAKE Bjoern (GER)	0	0	*0	1	1	2	*3	4	4	4	*5	5	5	5	*6	6	6	6	6	6			
	MORALES Jordi (ESP)	*0	1	2	2	*3	3	3	3	*4	5	5	6	*7	8	8	9	*10	11					
3	SCHNAKE Bjoern (GER)	*0	1	2	2	*3	3	3	4	*4	5	6	6	*6	7	8	9	*9	10	10	10	*10	11	12
	MORALES Jordi (ESP)	0	0	*0	1	1	2	*3	3	4	4	*4	5	6	6	*6	6	7	7	*8	9	10	*10	10
4	SCHNAKE Bjoern (GER)	0	0	*0	1	1	1	*1	2	2	3	*3	4	4	5	*5	6	6	6	6	6	6	6	6
	MORALES Jordi (ESP)	*0	1	2	2	*3	4	5	5	*6	6	7	7	*8	8	9	9	*10	11					

### Note:

The "Greatest deficit overcome" only applies when the player ends up winning the game.

### Legend:

\* Server No. Number



## Match Results 試合結果

**YOUSSEF Sayed Mohamed (EGY) 3-1 BALLESTRINO Jake (AUS)**

Game Summary		Match	Game 1	Game 2	Game 3	Game 4	Game 5
YOUSSEF Sayed Mohamed	EGY	3	11	8	11	11	
BALLESTRINO Jake	AUS	1	5	11	2	9	
Duration:		24min	5min	6min	4min	7min	

Match No.: 6 Table: 4

Umpires: KHALILI MARANDI Pari (MAS) PICHARDO Luz (DOM)

Player Statistics	YOUSSEF Sayed Mohamed (EGY)					Match	BALLESTRINO Jake (AUS)					Match
	Game						Game					
	1	2	3	4	5		1	2	3	4	5	
Points won	11	8	11	11		41	5	11	2	9		27
Biggest lead	6	1	9	3		9	-	6	-	2		6
Points won on own serve	5	3	7	5		20	2	5	2	4		13
Points lost on own serve	3	6	0	5		14	6	5	4	6		21
Most consecutive points won	4	4	7	3		7	2	5	1	3		5
Greatest deficit overcome	-	-	-	2		2	-	1	-	-		1
Handedness/Grip	/						/					

Game/Match Statistics	Game					Match
	1	2	3	4	5	
Longest rally (strokes)	5	9	7	8		9
Average rally	3	4	3	4		3

### Game Progress

1	YOUSSEF Sayed Mohamed (EGY)	*0	1	2	3	*3	3	4	5	*6	7	7	8	*9	9	10	10	11				
	BALLESTRINO Jake (AUS)	0	0	*0	0	1	2	*2	2	2	2	*3	3	3	4	*4	5	5				
2	YOUSSEF Sayed Mohamed (EGY)	0	1	*1	1	1	1	*1	2	2	3	*3	3	3	4	*5	6	7	7	*8	8	
	BALLESTRINO Jake (AUS)	*0	0	1	2	*3	4	5	5	*6	6	7	8	*9	9	9	9	*9	10	10	11	
3	YOUSSEF Sayed Mohamed (EGY)	*0	1	2	2	*3	4	5	6	*7	8	9	9	*10	11							
	BALLESTRINO Jake (AUS)	0	0	*0	1	1	1	*1	1	1	1	*1	2	2	2							
4	YOUSSEF Sayed Mohamed (EGY)	0	1	*1	1	1	2	*3	4	4	4	*5	5	6	7	*7	8	9	10	*10	10	11
	BALLESTRINO Jake (AUS)	*0	0	1	2	*3	3	3	3	*4	5	5	6	*6	6	7	7	*7	7	8	9	9

### Note:

The "Greatest deficit overcome" only applies when the player ends up winning the game.

### Legend:

\* Server

No. Number



## Match Results 試合結果

**SALMIN FILHO Paulo Sergio (BRA) 3-2 JOZIC Pavao (CRO)**

Game Summary		Match	Game 1	Game 2	Game 3	Game 4	Game 5
SALMIN FILHO Paulo Sergio	BRA	3	8	9	11	13	11
JOZIC Pavao	CRO	2	11	11	6	11	3
Duration:		49min	7min	11min	8min	11min	8min

Match No.: 13 Table: 4

Umpires: IGARASHI Kumiko (JPN) HIGASHIJIMA Masae (JPN)

Player Statistics	SALMIN FILHO Paulo Sergio (BRA)						JOZIC Pavao (CRO)					
	Game					Match	Game					Match
	1	2	3	4	5		1	2	3	4	5	
Points won	8	9	11	13	11	52	11	11	6	11	3	42
Biggest lead	-	4	6	3	8	8	4	3	-	1	-	4
Points won on own serve	4	5	7	7	6	29	6	6	5	6	3	26
Points lost on own serve	5	5	1	5	0	16	4	4	4	6	5	23
Most consecutive points won	3	4	3	3	5	5	3	5	3	3	2	5
Greatest deficit overcome	-	-	-	1	-	1	-	4	-	-	-	4
Handedness/Grip	/						/					

Game/Match Statistics	Game					Match
	1	2	3	4	5	
Longest rally (strokes)	15	14	15	15	18	18
Average rally	5	6	6	6	8	6

### Game Progress

1	SALMIN FILHO Paulo Sergio (BRA)	0	0	*1	1	1	1	*2	3	3	3	*3	4	5	6	*6	7	7	7	*8	8					
	JOZIC Pavao (CRO)	*0	1	1	2	*3	4	4	4	*5	6	7	7	*7	7	8	8	*9	10	10	11					
2	SALMIN FILHO Paulo Sergio (BRA)	*0	1	2	3	*4	4	4	5	*5	5	5	5	*5	6	6	6	*7	8	9	9	9				
	JOZIC Pavao (CRO)	0	0	*0	0	0	1	*2	2	3	4	*5	6	7	7	*8	9	9	9	*9	10	11				
3	SALMIN FILHO Paulo Sergio (BRA)	0	1	*1	2	3	4	*4	5	6	7	*7	8	9	9	*9	9	10	11							
	JOZIC Pavao (CRO)	*0	0	1	1	*1	1	2	2	*2	2	3	3	*3	4	5	6	*6	6							
4	SALMIN FILHO Paulo Sergio (BRA)	*0	1	2	2	*3	4	4	5	*5	5	6	6	*7	8	8	8	*8	9	9	10	*10	10	*11	12	13
	JOZIC Pavao (CRO)	0	0	*0	1	1	1	*2	2	3	4	*4	5	5	5	*6	7	8	8	*9	9	10	*11	11	*11	11
5	SALMIN FILHO Paulo Sergio (BRA)	0	1	*2	3	4	4	*4	5	6	6	*7	8	9	10	11										
	JOZIC Pavao (CRO)	*0	0	0	0	*0	1	2	2	*2	3	3	3	*3	3	3										

### Note:

The "Greatest deficit overcome" only applies when the player ends up winning the game.

### Legend:

\* Server

No. Number



## Match Results 試合結果

PUNPOO Chalermpong (THA) **0-3** CHUDZICKI Maksym (POL)

Game Summary		Match	Game 1	Game 2	Game 3	Game 4	Game 5
PUNPOO Chalermpong	THA	0	8	12	9		
CHUDZICKI Maksym	POL	3	11	14	11		
Duration:		24min	6min	9min	7min		

Match No.: 14 Table: 4

Umpires: IBA Yoko (JPN) YAMAGUCHI Yumi (JPN)

Player Statistics	PUNPOO Chalermpong (THA)					Match	CHUDZICKI Maksym (POL)					Match
	Game						Game					
	1	2	3	4	5		1	2	3	4	5	
Points won	8	12	9			29	11	14	11			36
Biggest lead	-	2	2			2	4	2	3			4
Points won on own serve	6	8	3			17	7	9	4			20
Points lost on own serve	4	5	7			16	2	4	6			12
Most consecutive points won	2	3	2			3	3	3	5			5
Greatest deficit overcome	-	-	-			-	-	2	2			2
Handedness/Grip	/						/					

Game/Match Statistics	Game					Match
	1	2	3	4	5	
Longest rally (strokes)	7	10	10			10
Average rally	4	4	5			4

### Game Progress

1	PUNPOO Chalermpong (THA)	*0	0	0	0	*1	2	2	2	*2	3	4	4	*4	5	6	6	*7	8	8	8						
	CHUDZICKI Maksym (POL)	0	1	*2	3	3	3	*4	5	6	6	*6	7	8	8	*8	9	9	9	*10	11						
2	PUNPOO Chalermpong (THA)	0	0	*1	2	2	2	*3	4	5	5	*6	6	7	7	*7	7	8	8	*9	9	10	*10	11	*11	12	*12
	CHUDZICKI Maksym (POL)	*0	1	1	1	*2	3	3	3	*3	4	4	5	*5	6	7	8	*8	9	9	10	*10	11	*11	12	*12	13
		12																									
		14																									
3	PUNPOO Chalermpong (THA)	*0	1	1	2	*3	3	3	4	*5	5	6	6	*7	7	7	7	*7	7	8	9	9					
	CHUDZICKI Maksym (POL)	0	0	*1	1	1	2	*3	3	3	4	*4	5	5	6	*7	8	9	10	*10	10	11					

**Note:**  
The "Greatest deficit overcome" only applies when the player ends up winning the game.

**Legend:**  
\* Server  
No. Number



## Match Results

試合結果

**YAGI Katsuyoshi (JPN) 3-0 TRTNIK Luka (SLO)**

Game Summary		Match	Game 1	Game 2	Game 3	Game 4	Game 5
YAGI Katsuyoshi	JPN	3	11	11	11		
TRTNIK Luka	SLO	0	5	3	4		
Duration:		17min	5min	5min	5min		

Match No.: 15 Table: 2

Umpires: ZAKI Khaled (EGY) FOUCHARD Frederic (FRA)

Player Statistics	YAGI Katsuyoshi (JPN)					Match	TRTNIK Luka (SLO)					Match
	Game						Game					
	1	2	3	4	5		1	2	3	4	5	
Points won	11	11	11			33	5	3	4			12
Biggest lead	6	8	7			8	1	-	1			1
Points won on own serve	7	6	5			18	4	1	2			7
Points lost on own serve	1	2	2			5	4	5	6			15
Most consecutive points won	4	5	6			6	2	2	1			2
Greatest deficit overcome	1	-	1			1	-	-	-			-
Handedness/Grip						/						/

Game/Match Statistics	Game					Match
	1	2	3	4	5	
Longest rally (strokes)	8	8	12			12
Average rally	3	3	5			4

### Game Progress

1	YAGI Katsuyoshi (JPN)	0	1	*1	1	2	2	*3	4	5	5	*6	7	8	9	*9	10	11
	TRTNIK Luka (SLO)	*0	0	1	2	*2	3	3	3	*3	4	4	4	*4	4	5	5	5
2	YAGI Katsuyoshi (JPN)	*0	1	2	3	*4	5	5	5	*6	6	7	8	*9	10	11		
	TRTNIK Luka (SLO)	0	0	*0	0	0	0	*1	2	2	3	*3	3	3	3	3		
3	YAGI Katsuyoshi (JPN)	0	0	*1	2	3	4	*5	6	6	7	*8	8	9	10	*10	11	
	TRTNIK Luka (SLO)	*0	1	1	1	*1	1	1	1	*2	2	2	3	*3	3	4	4	

### Note:

The "Greatest deficit overcome" only applies when the player ends up winning the game.

### Legend:

\* Server

No. Number



## Match Results

試合結果

**SCHNAKE Bjoern (GER) 3-2 VARGAS Jose (COL)**

Game Summary		Match	Game 1	Game 2	Game 3	Game 4	Game 5
SCHNAKE Bjoern	GER	3	12	11	10	1	11
VARGAS Jose	COL	2	10	6	12	11	6
Duration:		38min	9min	5min	8min	4min	6min

Match No.: 16 Table: 4

Umpires: KONNO Kazuko (JPN) OH Yong Seng (SGP)

Player Statistics	SCHNAKE Bjoern (GER)						VARGAS Jose (COL)					
	Game					Match	Game					Match
	1	2	3	4	5		1	2	3	4	5	
Points won	12	11	10	1	11	45	10	6	12	11	6	45
Biggest lead	2	5	4	-	6	6	1	-	2	10	1	10
Points won on own serve	8	5	5	1	6	25	8	3	6	6	3	26
Points lost on own serve	2	3	6	5	3	19	4	6	5	0	5	20
Most consecutive points won	2	3	4	1	4	4	3	1	5	9	2	9
Greatest deficit overcome	1	-	-	-	1	1	-	-	4	-	-	4
Handedness/Grip	/						/					

Game/Match Statistics	Game					Match
	1	2	3	4	5	
Longest rally (strokes)	20	10	13	8	10	20
Average rally	4	4	6	4	5	5

### Game Progress

1	SCHNAKE Bjoern (GER)	0	1	*1	2	3	3	*3	3	4	5	*5	6	7	7	*7	8	*8	9	9	10	*10	11	12
	VARGAS Jose (COL)	*0	0	1	1	*1	2	3	4	*4	4	5	5	*5	6	7	*7	8	8	*9	9	10	*10	10
2	SCHNAKE Bjoern (GER)	0	1	*1	2	3	3	*4	5	5	6	*6	7	7	8	*9	10	10	11					
	VARGAS Jose (COL)	*0	0	1	1	*1	2	2	2	*3	3	4	4	*5	5	5	5	*6	6					
3	SCHNAKE Bjoern (GER)	*0	0	1	2	*3	3	3	4	*5	6	7	7	*7	8	8	9	*9	10	10	10	*10	10	10
	VARGAS Jose (COL)	0	1	*1	1	1	2	*3	3	3	3	*3	4	5	5	*6	6	7	7	*8	9	10	*11	12
4	SCHNAKE Bjoern (GER)	0	0	*0	1	1	1	*1	1	1	1	*1	1	1										
	VARGAS Jose (COL)	*0	1	2	2	*3	4	5	6	*7	8	9	10	11										
5	SCHNAKE Bjoern (GER)	*0	1	1	1	*2	2	3	4	*5	6	6	7	*8	9	10	10	*10	11					
	VARGAS Jose (COL)	0	0	*1	2	2	3	*3	3	3	3	*4	4	4	4	*4	5	6	6					

### Note:

The "Greatest deficit overcome" only applies when the player ends up winning the game.

### Legend:

\* Server

No. Number





## Match Results 試合結果

BALLESTRINO Jake (AUS) 1-3 INOUE Masachika (JPN)

Game Summary		Match	Game 1	Game 2	Game 3	Game 4	Game 5
BALLESTRINO Jake	AUS	1	12	4	10	3	
INOUE Masachika	JPN	3	10	11	12	11	
Duration:		31min	8min	5min	9min	7min	

Match No.: 10 Table: 2

Umpires: RASINEN Asko (FIN) SELIG Gert (GER)

Player Statistics	BALLESTRINO Jake (AUS)					Match	INOUE Masachika (JPN)					Match
	Game						Game					
	1	2	3	4	5		1	2	3	4	5	
Points won	12	4	10	3		29	10	11	12	11		44
Biggest lead	2	1	1	1		2	2	7	4	8		8
Points won on own serve	8	0	6	1		15	7	4	7	6		24
Points lost on own serve	3	7	5	5		20	4	4	4	2		14
Most consecutive points won	4	2	4	1		4	3	5	5	5		5
Greatest deficit overcome	2	-	-	-		2	-	1	1	1		1
Handedness/Grip	/						/					

Game/Match Statistics	Game					Match
	1	2	3	4	5	
Longest rally (strokes)	10	11	14	12		14
Average rally	4	5	5	4		4

### Game Progress

1	BALLESTRINO Jake (AUS)	*0	1	2	2	*2	3	3	3	*3	4	5	6	*7	7	8	8	*8	9	9	10	*10	11	12
	INOUE Masachika (JPN)	0	0	*0	1	2	2	*3	4	5	5	*5	5	5	6	*6	7	8	8	*9	9	10	*10	10
2	BALLESTRINO Jake (AUS)	0	1	*1	1	1	2	*2	2	2	3	*4	4	4	4	*4	4							
	INOUE Masachika (JPN)	*0	0	1	2	*3	3	4	5	*6	6	6	7	*8	9	10	11							
3	BALLESTRINO Jake (AUS)	*0	0	1	2	*2	2	2	2	*2	3	4	4	*5	6	7	8	*8	8	9	9	*10	10	10
	INOUE Masachika (JPN)	0	1	*1	1	2	3	*4	5	6	6	*6	7	7	7	*7	7	8	9	*9	10	10	*11	12
4	BALLESTRINO Jake (AUS)	0	1	*1	1	1	1	*1	2	2	3	*3	3	3	3	3								
	INOUE Masachika (JPN)	*0	0	1	2	*3	4	5	5	*6	6	7	8	*9	10	11								

### Note:

The "Greatest deficit overcome" only applies when the player ends up winning the game.

### Legend:

\* Server

No. Number



## Match Results 試合結果

YOUSSEF Sayed Mohamed (EGY) 1-3 PEREIRA STROH Israel (BRA)

Game Summary		Match	Game 1	Game 2	Game 3	Game 4	Game 5
YOUSSEF Sayed Mohamed	EGY	1	11	8	7	7	
PEREIRA STROH Israel	BRA	3	5	11	11	11	
Duration:		27min	5min	7min	6min	7min	

Match No.: 11 Table: 4

Umpires: TANAKA Rieko (JPN) BOGREN Ingrid (SWE)

Player Statistics	YOUSSEF Sayed Mohamed (EGY)					Match	PEREIRA STROH Israel (BRA)					Match
	Game						Game					
	1	2	3	4	5		1	2	3	4	5	
Points won	11	8	7	7		33	5	11	11	11		38
Biggest lead	6	2	1	3		6	-	3	5	4		5
Points won on own serve	7	3	3	3		16	4	4	4	6		18
Points lost on own serve	1	7	7	5		20	4	5	4	4		17
Most consecutive points won	3	2	2	3		3	2	5	5	5		5
Greatest deficit overcome	-	-	-	-		-	-	2	1	3		3
Handedness/Grip						/						/

Game/Match Statistics	Game					Match
	1	2	3	4	5	
Longest rally (strokes)	10	6	9	10		10
Average rally	4	3	4	4		4

### Game Progress

1	YOUSSEF Sayed Mohamed (EGY)	*0	1	2	3	*3	4	5	5	*6	7	8	8	*8	9	9	10	11			
	PEREIRA STROH Israel (BRA)	0	0	*0	0	1	1	*1	2	2	2	*2	3	4	4	*5	5	5			
2	YOUSSEF Sayed Mohamed (EGY)	0	0	*1	2	2	3	*3	4	4	5	*6	6	6	7	*8	8	8	8	*8	8
	PEREIRA STROH Israel (BRA)	*0	1	1	1	*2	2	3	3	4	*4	4	5	*6	6	6	7	*8	9	10	11
3	YOUSSEF Sayed Mohamed (EGY)	*0	1	1	1	*1	1	1	2	*2	2	3	4	*4	5	5	6	*7	7	7	7
	PEREIRA STROH Israel (BRA)	0	0	*1	2	3	4	*5	5	6	7	*7	7	8	8	*9	9	9	10	11	11
4	YOUSSEF Sayed Mohamed (EGY)	0	1	*1	2	3	4	*4	4	4	4	*4	5	5	5	*6	6	6	7	7	7
	PEREIRA STROH Israel (BRA)	*0	0	1	1	*1	1	2	3	*4	5	6	6	*7	8	8	9	*10	10	11	11

### Note:

The "Greatest deficit overcome" only applies when the player ends up winning the game.

### Legend:

\* Server

No. Number



## Match Results 試合結果

PEREIRA STROH Israel (BRA) 3-0 BALLESTRINO Jake (AUS)

Game Summary		Match	Game 1	Game 2	Game 3	Game 4	Game 5
PEREIRA STROH Israel	BRA	3	11	11	11		
BALLESTRINO Jake	AUS	0	5	3	6		
Duration:		17min	5min	4min	6min		

Match No.: 17 Table: 1

Umpires: HIGASHIJIMA Masae (JPN) IGARASHI Kumiko (JPN)

Player Statistics	PEREIRA STROH Israel (BRA)					Match	BALLESTRINO Jake (AUS)					Match
	Game						Game					
	1	2	3	4	5		1	2	3	4	5	
Points won	11	11	11			33	5	3	6			14
Biggest lead	6	8	6			8	-	1	1			1
Points won on own serve	7	5	8			20	4	2	5			11
Points lost on own serve	1	1	1			3	4	6	3			13
Most consecutive points won	5	8	7			8	2	1	2			2
Greatest deficit overcome	-	1	1			1	-	-	-			-
Handedness/Grip						/						/

Game/Match Statistics	Game					Match
	1	2	3	4	5	
Longest rally (strokes)	6	4	6			6
Average rally	3	3	3			3

### Game Progress

1	PEREIRA STROH Israel (BRA)	*0	1	2	2	*2	3	4	5	*6	7	7	8	*8	9	10	10	11	
	BALLESTRINO Jake (AUS)	0	0	*0	1	2	2	*2	2	2	2	*3	3	4	4	*4	5	5	
2	PEREIRA STROH Israel (BRA)	0	0	*1	2	2	3	*3	4	5	6	*7	8	9	10	11			
	BALLESTRINO Jake (AUS)	*0	1	1	1	*2	2	3	3	*3	3	3	*3	3	3				
3	PEREIRA STROH Israel (BRA)	*0	0	1	1	*2	3	4	5	*6	7	8	8	*8	9	10	10	*10	11
	BALLESTRINO Jake (AUS)	0	1	*1	2	2	2	*2	2	2	2	*2	3	4	4	*4	5	6	6

### Note:

The "Greatest deficit overcome" only applies when the player ends up winning the game.

### Legend:

\* Server

No. Number



## Match Results

### 試合結果

**YOUSSEF Sayed Mohamed (EGY) 3-0 INOUE Masachika (JPN)**

Game Summary		Match	Game 1	Game 2	Game 3	Game 4	Game 5
<b>YOUSSEF Sayed Mohamed</b>	<b>EGY</b>	<b>3</b>	11	15	11		
<b>INOUE Masachika</b>	<b>JPN</b>	<b>0</b>	9	13	6		
Duration:		<b>21min</b>	5min	8min	6min		

Match No.: 18 Table: 3

Umpires: FERREIRA Maria (BRA) VARAYANON Chusakul (THA)

Player Statistics	YOUSSEF Sayed Mohamed (EGY)					Match	INOUE Masachika (JPN)					Match	
	Game						Match	Game					
	1	2	3	4	5			1	2	3	4		5
Points won	11	15	11			<b>37</b>	9	13	6			<b>28</b>	
Biggest lead	4	3	5			<b>5</b>	-	2	1			<b>2</b>	
Points won on own serve	6	7	6			<b>19</b>	5	6	4			<b>15</b>	
Points lost on own serve	4	7	2			<b>13</b>	5	8	5			<b>18</b>	
Most consecutive points won	4	4	5			<b>5</b>	3	4	2			<b>4</b>	
Greatest deficit overcome	-	2	1			<b>2</b>	-	-	-			<b>-</b>	
Handedness/Grip						/						/	

Game/Match Statistics	Game					Match
	1	2	3	4	5	
Longest rally (strokes)	11	17	8			<b>17</b>
Average rally	4	5	3			<b>4</b>

### Game Progress

1	<b>YOUSSEF Sayed Mohamed (EGY)</b>	0	1	*2	3	4	4	*4	4	5	6	*6	6	7	7	*8	9	9	10	*10	10	<b>11</b>					
	INOUE Masachika (JPN)	*0	0	0	0	*0	1	2	3	*3	3	4	5	*5	6	6	6	*7	7	8	9	<b>9</b>					
2	<b>YOUSSEF Sayed Mohamed (EGY)</b>	*0	0	1	2	*3	4	4	4	*4	4	5	5	*6	7	7	7	*8	8	8	9	*10	11	*11	12	*12	12
	INOUE Masachika (JPN)	0	1	*1	1	1	1	*2	3	4	5	*5	6	6	6	*7	8	8	9	*10	10	10	*10	11	*11	12	*13
		*13	14	<b>15</b>																							
		13	*13	<b>13</b>																							
3	<b>YOUSSEF Sayed Mohamed (EGY)</b>	0	0	*1	2	3	4	*5	5	6	7	*7	7	8	8	*8	9	10	<b>11</b>								
	INOUE Masachika (JPN)	*0	1	1	1	*1	1	1	2	*2	2	3	4	*4	5	6	6	*6	<b>6</b>								

#### Note:

The "Greatest deficit overcome" only applies when the player ends up winning the game.

#### Legend:

\* Server **No.** Number



## Match Results 試合結果

YAGI Katsuyoshi (JPN) 1-3 YOUSSEF Sayed Mohamed (EGY)

Game Summary		Match	Game 1	Game 2	Game 3	Game 4	Game 5
YAGI Katsuyoshi	JPN	1	9	11	11	8	
YOUSSEF Sayed Mohamed	EGY	3	11	9	13	11	
Duration:		29min	6min	6min	8min	7min	

Match No.: 26 Table: 2

Umpires: SAMAL Jiban Ballav (IND) CHOI Chang Seong (KOR)

Player Statistics	YAGI Katsuyoshi (JPN)					Match	YOUSSEF Sayed Mohamed (EGY)					Match
	Game						Game					
	1	2	3	4	5		1	2	3	4	5	
Points won	9	11	11	8		39	11	9	13	11		44
Biggest lead	2	2	3	1		3	3	2	2	4		4
Points won on own serve	6	7	6	2		21	7	6	7	4		24
Points lost on own serve	4	3	6	7		20	3	4	5	6		18
Most consecutive points won	3	4	3	2		4	5	4	4	3		5
Greatest deficit overcome	-	2	-	-		2	2	-	3	1		3
Handedness/Grip	/						/					

Game/Match Statistics	Game					Match
	1	2	3	4	5	
Longest rally (strokes)	7	7	9	9		9
Average rally	4	4	4	4		4

### Game Progress

1	YAGI Katsuyoshi (JPN)	*0	0	1	1	*2	3	4	4	*4	4	4	4	*5	6	7	7	*7	7	8	9	9				
	YOUSSEF Sayed Mohamed (EGY)	0	1	*1	2	2	2	*2	3	4	5	*6	7	7	7	*7	8	9	10	*10	10	11				
2	YAGI Katsuyoshi (JPN)	0	1	*1	2	3	3	*4	4	4	4	*4	5	6	7	*8	8	9	9	*9	10	11				
	YOUSSEF Sayed Mohamed (EGY)	*0	0	1	1	*1	2	2	3	*4	5	6	6	*6	6	6	7	*7	8	9	9	9				
3	YAGI Katsuyoshi (JPN)	*0	1	2	3	*3	3	3	3	*4	5	5	5	*6	7	7	8	*8	8	9	9	*10	11	*11	11	11
	YOUSSEF Sayed Mohamed (EGY)	0	0	*0	0	1	2	*3	4	4	4	*5	6	6	6	*7	7	8	9	*9	10	10	*10	11	*12	13
4	YAGI Katsuyoshi (JPN)	0	1	*1	1	1	2	*2	3	3	4	*4	5	5	5	*6	6	6	7	*8	8					
	YOUSSEF Sayed Mohamed (EGY)	*0	0	1	2	*3	3	4	4	*5	5	6	6	*7	8	8	9	*10	10	10	11					

### Note:

The "Greatest deficit overcome" only applies when the player ends up winning the game.

### Legend:

\* Server No. Number



## Match Results

試合結果

**SCHNAKE Bjoern (GER) 3-0 SALMIN FILHO Paulo Sergio (BRA)**

Game Summary		Match	Game 1	Game 2	Game 3	Game 4	Game 5
SCHNAKE Bjoern	GER	3	12	11	11		
SALMIN FILHO Paulo Sergio	BRA	0	10	3	9		
Duration:		22min	7min	5min	7min		

Match No.: 23 Table: 1

Umpires: KAMIYA Akiko (JPN) FUJIMOTO Shigeko (JPN)

Player Statistics	SCHNAKE Bjoern (GER)					Match	SALMIN FILHO Paulo Sergio (BRA)					Match	
	Game						Match	Game					
	1	2	3	4	5			1	2	3	4		5
Points won	12	11	11			34	10	3	9			22	
Biggest lead	2	8	2			8	5	1	2			5	
Points won on own serve	7	5	6			18	6	2	5			13	
Points lost on own serve	3	1	4			8	5	6	5			16	
Most consecutive points won	5	8	4			8	5	1	2			5	
Greatest deficit overcome	5	1	2			5	-	-	-			-	
Handedness/Grip						/						/	

Game/Match Statistics	Game					Match
	1	2	3	4	5	
Longest rally (strokes)	7	5	12			12
Average rally	4	3	5			4

### Game Progress

1	SCHNAKE Bjoern (GER)	0	*0	0	0	*0	0	1	2	*2	2	3	4	*5	6	7	7	*7	8	9	9	*10	11	12
	SALMIN FILHO Paulo Sergio (BRA)	0	1	*2	3	4	5	*5	5	6	7	*7	7	7	7	*7	8	9	9	*9	10	10	*10	10
2	SCHNAKE Bjoern (GER)	0	0	*1	2	2	3	*4	5	6	7	*8	9	10	10	11								
	SALMIN FILHO Paulo Sergio (BRA)	*0	1	1	1	*2	2	2	2	*2	2	2	2	*2	3	3								
3	SCHNAKE Bjoern (GER)	*0	1	1	1	*2	2	3	3	*4	5	5	6	*6	6	7	7	*7	8	9	10	11		
	SALMIN FILHO Paulo Sergio (BRA)	0	0	*1	2	2	3	*3	4	4	4	*5	5	6	7	*7	8	9	9	*9	9	9		

### Note:

The "Greatest deficit overcome" only applies when the player ends up winning the game.

### Legend:

\* Server

No. Number



## Match Results 試合結果

**YAN Shuo (CHN) 3-1 YOUSSEF Sayed Mohamed (EGY)**

Game Summary		Match	Game 1	Game 2	Game 3	Game 4	Game 5
YAN Shuo	CHN	3	4	11	11	13	
YOUSSEF Sayed Mohamed	EGY	1	11	5	9	11	
Duration:		23min	4min	4min	6min	7min	

Match No.: 27 Table: 1

Umpires: FERREIRA Maria (BRA) VARAYANON Chusakul (THA)

Player Statistics	YAN Shuo (CHN)					Match	YOUSSEF Sayed Mohamed (EGY)					Match	
	Game						Match	Game					
	1	2	3	4	5			1	2	3	4		5
Points won	4	11	11	13		39	11	5	9	11		36	
Biggest lead	1	6	2	2		6	7	1	4	2		7	
Points won on own serve	4	7	6	8		25	7	4	5	7		23	
Points lost on own serve	4	1	4	4		13	0	4	5	5		14	
Most consecutive points won	1	4	5	3		5	4	2	4	3		4	
Greatest deficit overcome	-	1	4	2		4	1	-	-	-		1	
Handedness/Grip						/						/	

Game/Match Statistics	Game					Match
	1	2	3	4	5	
Longest rally (strokes)	14	9	14	11		14
Average rally	4	5	5	6		5

### Game Progress

1	YAN Shuo (CHN)	*0	1	1	1	*1	1	2	2	*2	3	3	3	*3	3	4	4									
	YOUSSEF Sayed Mohamed (EGY)	0	0	*1	2	3	4	*4	5	6	6	*7	8	9	10	*10	11									
2	YAN Shuo (CHN)	0	0	*1	2	3	3	*4	5	6	7	*7	7	8	9	*9	10	11								
	YOUSSEF Sayed Mohamed (EGY)	*0	1	1	1	*1	2	2	2	*2	2	3	4	*4	4	5	5	5								
3	YAN Shuo (CHN)	*0	0	0	0	*0	1	1	2	*2	3	4	5	*5	5	6	6	*7	8	9	10	11				
	YOUSSEF Sayed Mohamed (EGY)	0	1	*2	3	4	4	*5	5	6	6	*6	6	7	8	*8	9	9	9	*9	9	9				
4	YAN Shuo (CHN)	0	0	*1	1	2	3	*4	4	5	5	*5	5	6	6	*6	7	7	8	*8	9	10	*10	11	*12	13
	YOUSSEF Sayed Mohamed (EGY)	*0	1	1	2	*2	2	2	3	*3	4	5	6	*6	7	8	8	*9	9	10	10	*10	11	*11	11	11

### Note:

The "Greatest deficit overcome" only applies when the player ends up winning the game.

### Legend:

\* Server

No. Number



## Match Results 試合結果

**CHUDZICKI Maksym (POL) 3-0 MORALES Jordi (ESP)**

Game Summary		Match	Game 1	Game 2	Game 3	Game 4	Game 5
CHUDZICKI Maksym	POL	3	11	11	11		
MORALES Jordi	ESP	0	6	7	9		
Duration:		20min	6min	6min	8min		

Match No.: 28 Table: 3

Umpires: HIGASHIJIMA Masae (JPN) IGARASHI Kumiko (JPN)

Player Statistics	CHUDZICKI Maksym (POL)					Match	MORALES Jordi (ESP)					Match
	Game						Game					
	1	2	3	4	5		1	2	3	4	5	
Points won	11	11	11			33	6	7	9			22
Biggest lead	5	4	2			5	1	2	4			4
Points won on own serve	5	6	5			16	2	5	4			11
Points lost on own serve	4	2	5			11	6	5	6			17
Most consecutive points won	4	5	6			6	3	2	4			4
Greatest deficit overcome	1	2	4			4	-	-	-			-
Handedness/Grip						/						/

Game/Match Statistics	Game					Match
	1	2	3	4	5	
Longest rally (strokes)	10	8	12			12
Average rally	5	4	5			4

### Game Progress

1	CHUDZICKI Maksym (POL)	*0	0	1	2	*3	3	4	4	*5	6	7	8	*8	8	8	9	*10	11			
	MORALES Jordi (ESP)	0	1	*1	1	1	2	*2	3	3	3	*3	3	4	5	*6	6	6	6			
2	CHUDZICKI Maksym (POL)	0	0	*1	1	2	2	*2	3	4	4	*5	6	7	8	*9	9	10	10	11		
	MORALES Jordi (ESP)	*0	1	1	2	*2	3	4	4	*4	5	5	5	*5	5	5	6	*6	7	7		
3	CHUDZICKI Maksym (POL)	*0	0	1	1	*2	3	3	3	*3	3	4	4	*5	5	5	6	*7	8	9	10	11
	MORALES Jordi (ESP)	0	1	*1	2	2	2	*3	4	5	6	*6	7	7	8	*9	9	9	9	*9	9	9

### Note:

The "Greatest deficit overcome" only applies when the player ends up winning the game.

### Legend:

\* Server

No. Number





## Match Results 試合結果

LIAO Keli (CHN) 3-1 PEREIRA STROH Israel (BRA)

Game Summary		Match	Game 1	Game 2	Game 3	Game 4	Game 5
LIAO Keli	CHN	3	9	11	11	11	
PEREIRA STROH Israel	BRA	1	11	3	3	3	
Duration:		30min	8min	6min	6min	6min	

Match No.: 29 Table: 4

Umpires: KONNO Kazuko (JPN) OH Yong Seng (SGP)

Player Statistics	LIAO Keli (CHN)					Match	PEREIRA STROH Israel (BRA)					Match
	Game						Game					
	1	2	3	4	5		1	2	3	4	5	
Points won	9	11	11	11		42	11	3	3	3		20
Biggest lead	-	9	8	8		9	4	-	-	-		4
Points won on own serve	6	7	5	8		26	7	2	2	3		14
Points lost on own serve	4	1	1	0		6	3	4	6	3		16
Most consecutive points won	3	7	5	4		7	3	2	1	1		3
Greatest deficit overcome	-	-	-	-		-	-	-	-	-		-
Handedness/Grip	/						/					

Game/Match Statistics	Game					Match
	1	2	3	4	5	
Longest rally (strokes)	6	5	8	7		8
Average rally	4	3	4	3		3

### Game Progress

1	LIAO Keli (CHN)	0	0	*0	0	1	2	*2	3	3	3	*3	4	5	5	*5	6	6	7	*8	9	9
	PEREIRA STROH Israel (BRA)	*0	1	2	3	*3	3	4	4	*5	6	7	7	*7	8	9	9	*10	10	10	10	11
2	LIAO Keli (CHN)	*0	1	2	3	*3	4	5	6	*7	8	9	10	*10	10	11						
	PEREIRA STROH Israel (BRA)	0	0	*0	0	1	1	*1	1	1	1	*1	1	2	3	3						
3	LIAO Keli (CHN)	0	1	*2	2	3	4	*5	6	7	7	*8	9	10	10	11						
	PEREIRA STROH Israel (BRA)	*0	0	0	1	*1	1	1	1	*1	2	2	2	*2	3	3						
4	LIAO Keli (CHN)	*0	1	2	2	*3	4	5	6	*6	7	8	8	*9	10	11						
	PEREIRA STROH Israel (BRA)	0	0	*0	1	1	1	*1	1	2	2	*2	3	3	3	3						

### Note:

The "Greatest deficit overcome" only applies when the player ends up winning the game.

### Legend:

\* Server

No. Number



## Match Results 試合結果

SCHNAKE Bjoern (GER) 0-3 BAYLEY William (GBR)

Game Summary		Match	Game 1	Game 2	Game 3	Game 4	Game 5
SCHNAKE Bjoern	GER	0	11	8	9		
BAYLEY William	GBR	3	13	11	11		
Duration:		26min	8min	8min	8min		

Match No.: 30 Table: 2

Umpires: CHOI Chang Seong (KOR) SAMAL Jiban Ballav (IND)

Player Statistics	SCHNAKE Bjoern (GER)					Match	BAYLEY William (GBR)					Match
	Game						Game					
	1	2	3	4	5		1	2	3	4	5	
Points won	11	8	9			28	13	11	11			35
Biggest lead	2	-	-			2	4	4	6			6
Points won on own serve	6	5	5			16	7	6	6			19
Points lost on own serve	6	5	5			16	5	3	4			12
Most consecutive points won	3	2	4			4	5	3	6			6
Greatest deficit overcome	-	-	-			-	2	-	-			2
Handedness/Grip						/						/

Game/Match Statistics	Game					Match
	1	2	3	4	5	
Longest rally (strokes)	14	10	8			14
Average rally	4	4	4			4

### Game Progress

1	SCHNAKE Bjoern (GER)	0	1	*1	2	3	3	*3	4	4	4	*4	4	4	5	*6	7	7	8	*9	10	10	*10	11	*11	11
	BAYLEY William (GBR)	*0	0	1	1	*1	2	3	3	*4	5	6	7	*8	8	8	8	*9	9	9	9	*10	11	*11	12	13
2	SCHNAKE Bjoern (GER)	*0	0	0	0	*1	2	2	2	*3	3	3	4	*4	5	6	6	*6	7	8	8					
	BAYLEY William (GBR)	0	1	*2	3	3	3	*4	5	5	6	*7	7	8	8	*8	9	10	10	*10	11					
3	SCHNAKE Bjoern (GER)	0	0	*0	0	0	0	*0	1	2	2	*3	4	4	5	*5	6	7	8	*9	9	9				
	BAYLEY William (GBR)	*0	1	2	3	*4	5	6	6	*6	7	7	7	*8	8	9	9	*9	9	9	10	11				

**Note:**  
The "Greatest deficit overcome" only applies when the player ends up winning the game.

**Legend:**  
\* Server  
No. Number



## Match Results

試合結果

YAN Shuo (CHN) 3-0 CHUDZICKI Maksym (POL)

Game Summary		Match	Game 1	Game 2	Game 3	Game 4	Game 5
YAN Shuo	CHN	3	11	12	11		
CHUDZICKI Maksym	POL	0	4	10	7		
Duration:		16min	4min	6min	6min		

Match No.: 31 Table: 1

Umpires: YAMAGUCHI Yumi (JPN) BENCSIK Imre (HUN)

Player Statistics	YAN Shuo (CHN)					Match	CHUDZICKI Maksym (POL)					Match
	Game						Game					
	1	2	3	4	5		1	2	3	4	5	
Points won	11	12	11			34	4	10	7			21
Biggest lead	7	2	5			7	-	4	2			4
Points won on own serve	7	8	6			21	3	7	3			13
Points lost on own serve	1	3	4			8	4	4	5			13
Most consecutive points won	7	5	7			7	2	4	4			4
Greatest deficit overcome	-	4	2			4	-	-	-			-
Handedness/Grip	/						/					

Game/Match Statistics	Game					Match
	1	2	3	4	5	
Longest rally (strokes)	5	14	11			14
Average rally	3	5	4			4

### Game Progress

1	YAN Shuo (CHN)	*0	1	2	2	*2	3	4	5	*6	7	8	9	*9	10	10	11							
	CHUDZICKI Maksym (POL)	0	0	*0	1	2	2	*2	2	2	2	*2	2	3	3	*4	4							
2	YAN Shuo (CHN)	0	0	*1	1	1	1	*1	2	3	3	*3	4	5	5	*6	7	7	7	*8	9	10	*11	12
	CHUDZICKI Maksym (POL)	*0	1	1	2	*3	4	5	5	*5	6	7	7	*7	8	8	8	*9	10	10	10	*10	10	10
3	YAN Shuo (CHN)	*0	1	2	2	*2	2	2	3	*4	5	6	7	*8	9	9	10	*10	10	11				
	CHUDZICKI Maksym (POL)	0	0	*0	1	2	3	*4	4	4	4	*4	4	4	4	*5	5	6	7	7				

### Note:

The "Greatest deficit overcome" only applies when the player ends up winning the game.

### Legend:

\* Server

No. Number



## Match Results 試合結果

LIAO Keli (CHN) 2-3 BAYLEY William (GBR)

Game Summary		Match	Game 1	Game 2	Game 3	Game 4	Game 5
LIAO Keli	CHN	2	6	9	11	11	10
BAYLEY William	GBR	3	11	11	8	9	12
Duration:		53min	7min	10min	8min	10min	12min

Match No.: 32 Table: 2

Umpires: SHIBATA Keiko (JPN) SAMAL Jiban Ballav (IND)

Player Statistics	LIAO Keli (CHN)						BAYLEY William (GBR)					
	Game					Match	Game					Match
	1	2	3	4	5		1	2	3	4	5	
Points won	6	9	11	11	10	47	11	11	8	9	12	51
Biggest lead	-	2	4	2	2	4	5	2	2	3	3	5
Points won on own serve	4	5	7	5	6	27	7	6	6	4	7	30
Points lost on own serve	4	5	1	5	5	20	2	4	4	6	4	20
Most consecutive points won	3	2	6	5	3	6	4	4	2	4	5	5
Greatest deficit overcome	-	-	2	3	-	3	-	2	-	-	2	2
Handedness/Grip	/						/					

Game/Match Statistics	Game					Match
	1	2	3	4	5	
Longest rally (strokes)	6	11	6	7	12	12
Average rally	3	4	4	4	4	4

### Game Progress

1	LIAO Keli (CHN)	0	0	*0	0	1	1	*1	2	2	3	*4	5	5	5	*5	5	6	6					
	BAYLEY William (GBR)	*0	1	2	3	*3	4	5	5	*6	6	6	6	*7	8	9	10	*10	11					
2	LIAO Keli (CHN)	*0	1	1	2	*2	3	4	4	*4	4	4	5	*6	6	7	8	*8	8	9	9	9		
	BAYLEY William (GBR)	0	0	*1	1	2	2	*2	3	4	5	*6	6	6	7	*7	7	8	9	*9	10	11		
3	LIAO Keli (CHN)	0	0	*0	1	2	2	*2	3	4	4	*4	5	5	6	*7	8	9	10	*10	11			
	BAYLEY William (GBR)	*0	1	2	2	*2	3	4	4	*4	5	6	6	*7	7	7	7	*7	7	8	8			
4	LIAO Keli (CHN)	*0	0	0	0	*1	1	2	3	*4	5	5	5	*5	5	6	7	*8	9	10	10	11		
	BAYLEY William (GBR)	0	1	*2	3	3	4	*4	4	4	4	4	*5	6	7	8	*8	8	8	8	*8	9	9	
5	LIAO Keli (CHN)	0	1	*1	2	3	3	*4	4	4	4	*4	4	5	6	*6	7	8	9	*9	10	10	*10	10
	BAYLEY William (GBR)	*0	0	1	1	*1	2	2	3	*4	5	6	7	*7	7	8	8	*8	8	9	9	*10	11	12

**Note:**  
The "Greatest deficit overcome" only applies when the player ends up winning the game.

**Legend:**  
\* Server No. Number



## Match Results

試合結果

YAN Shuo (CHN) 3-1 BAYLEY William (GBR)

Game Summary		Match	Game 1	Game 2	Game 3	Game 4	Game 5
YAN Shuo	CHN	3	4	11	11	11	
BAYLEY William	GBR	1	11	9	2	8	
Duration:		29min	6min	8min	4min	8min	

Match No.: 33 Table: 2

Umpires: KHALILI MARANDI Pari (MAS) GRIAZNOVA Liudmila (RUS)

Player Statistics	YAN Shuo (CHN)					Match	BAYLEY William (GBR)					Match
	Game						Game					
	1	2	3	4	5		1	2	3	4	5	
Points won	4	11	11	11		37	11	9	2	8		30
Biggest lead	-	2	9	3		9	7	2	1	5		7
Points won on own serve	3	6	5	5		19	6	5	0	4		15
Points lost on own serve	5	4	2	4		15	1	5	6	6		18
Most consecutive points won	2	3	8	5		8	4	3	1	6		6
Greatest deficit overcome	-	2	1	5		5	-	-	-	-		-
Handedness/Grip						/						/

Game/Match Statistics	Game					Match
	1	2	3	4	5	
Longest rally (strokes)	16	16	11	16		16
Average rally	6	6	5	5		6

### Game Progress

1	YAN Shuo (CHN)	*0	0	1	1	*1	1	2	2	*2	2	3	4	*4	4	4	4					
	BAYLEY William (GBR)	0	1	*1	2	3	4	*4	5	6	7	*7	7	8	9	*10	11					
2	YAN Shuo (CHN)	0	0	*1	2	2	2	*2	3	3	4	*5	5	5	6	*6	7	8	8	*9	10	11
	BAYLEY William (GBR)	*0	1	1	1	*2	3	4	4	*5	5	5	6	*7	7	8	8	*8	9	9	9	9
3	YAN Shuo (CHN)	*0	0	1	2	*3	3	4	5	*6	7	8	9	*10	11							
	BAYLEY William (GBR)	0	1	*1	1	1	2	*2	2	2	2	*2	2	2	2							
4	YAN Shuo (CHN)	0	1	*1	1	1	1	*1	1	2	3	*4	5	5	6	*6	7	8	9	*10	11	
	BAYLEY William (GBR)	*0	0	1	2	*3	4	5	6	*6	6	6	6	*7	7	8	8	*8	8	8	8	8

### Note:

The "Greatest deficit overcome" only applies when the player ends up winning the game.

### Legend:

\* Server

No. Number



## Player Statistics

プレイヤーの統計

As of SUN 29 AUG 2021

Players	NPC Code	Matches				Games				Match Duration	
		Played	Won	Lost	%Won	Played	Won	Lost	%Won	All	Average
BALLESTRINO Jake	AUS	3	0	3	0%	11	2	9	18%	1h12min	24min
		Points Won				Points Lost					
		Total	Own Serve: 39		Most Consecutive: 5		Total	Own Serve: 54		Most Consecutive: 8	
		70	Opp. Serve: 31		GDO: 2		118	Opp. Serve: 64		GLL: 2	
BAYLEY William	GBR	5	4	1	80%	19	13	6	68%	2h44min	33min
		Points Won				Points Lost					
		Total	Own Serve: 104		Most Consecutive: 7		Total	Own Serve: 78		Most Consecutive: 10	
		191	Opp. Serve: 87		GDO: 5		172	Opp. Serve: 94		GLL: 5	
CHUDZICKI Maksym	POL	4	2	2	50%	13	7	6	54%	1h28min	22min
		Points Won				Points Lost					
		Total	Own Serve: 68		Most Consecutive: 10		Total	Own Serve: 55		Most Consecutive: 7	
		123	Opp. Serve: 55		GDO: 5		128	Opp. Serve: 73		GLL: 4	
INOUE Masachika	JPN	3	1	2	33%	12	5	7	42%	1h36min	32min
		Points Won				Points Lost					
		Total	Own Serve: 65		Most Consecutive: 6		Total	Own Serve: 54		Most Consecutive: 8	
		121	Opp. Serve: 56		GDO: 2		115	Opp. Serve: 61		GLL: 6	
JOZIC Pavao	CRO	2	0	2	0%	8	2	6	25%	1h10min	35min
		Points Won				Points Lost					
		Total	Own Serve: 38		Most Consecutive: 5		Total	Own Serve: 41		Most Consecutive: 5	
		67	Opp. Serve: 29		GDO: 4		85	Opp. Serve: 44		GLL: 4	
LIAO Keli	CHN	4	3	1	75%	15	11	4	73%	2h9min	32min
		Points Won				Points Lost					
		Total	Own Serve: 87		Most Consecutive: 9		Total	Own Serve: 46		Most Consecutive: 5	
		155	Opp. Serve: 68		GDO: 3		114	Opp. Serve: 68		GLL: 2	
MORALES Jordi	ESP	3	2	1	67%	10	6	4	60%	1h15min	25min
		Points Won				Points Lost					
		Total	Own Serve: 54		Most Consecutive: 5		Total	Own Serve: 44		Most Consecutive: 6	
		101	Opp. Serve: 47		GDO: 2		94	Opp. Serve: 50		GLL: 4	



## Player Statistics

プレーヤーの統計

As of SUN 29 AUG 2021

Players	NPC Code	Matches				Games				Match Duration	
		Played	Won	Lost	%Won	Played	Won	Lost	%Won	All	Average
PEREIRA STROH Israel	BRA	4	3	1	75%	16	10	6	63%	1h58min	30min
		Points Won				Points Lost					
		Total	Own Serve:	79	Most Consecutive:	8	Total	Own Serve:	59	Most Consecutive:	7
		140	Opp. Serve:	61	GDO:	6	138	Opp. Serve:	79	GLL:	2
PUNPOO Chalermpong	THA	Matches				Games				Match Duration	
		Played	Won	Lost	%Won	Played	Won	Lost	%Won	All	Average
		2	0	2	0%	6	0	6	0%	52min	26min
		Points Won				Points Lost					
Total	Own Serve:	30	Most Consecutive:	6	Total	Own Serve:	33	Most Consecutive:	6		
56	Opp. Serve:	26	GDO:	0	69	Opp. Serve:	36	GLL:	5		
SALMIN FILHO PS	BRA	Matches				Games				Match Duration	
		Played	Won	Lost	%Won	Played	Won	Lost	%Won	All	Average
		3	1	2	33%	11	3	8	27%	1h30min	30min
		Points Won				Points Lost					
Total	Own Serve:	46	Most Consecutive:	5	Total	Own Serve:	50	Most Consecutive:	10		
86	Opp. Serve:	40	GDO:	1	109	Opp. Serve:	59	GLL:	5		
SCHNAKE Bjoern	GER	Matches				Games				Match Duration	
		Played	Won	Lost	%Won	Played	Won	Lost	%Won	All	Average
		4	2	2	50%	15	7	8	47%	1h56min	29min
		Points Won				Points Lost					
Total	Own Serve:	78	Most Consecutive:	8	Total	Own Serve:	61	Most Consecutive:	9		
139	Opp. Serve:	61	GDO:	5	144	Opp. Serve:	83	GLL:	4		
TRTNIK Luka	SLO	Matches				Games				Match Duration	
		Played	Won	Lost	%Won	Played	Won	Lost	%Won	All	Average
		2	0	2	0%	6	0	6	0%	38min	19min
		Points Won				Points Lost					
Total	Own Serve:	21	Most Consecutive:	3	Total	Own Serve:	30	Most Consecutive:	6		
36	Opp. Serve:	15	GDO:	0	66	Opp. Serve:	36	GLL:	2		
VARGAS Jose	COL	Matches				Games				Match Duration	
		Played	Won	Lost	%Won	Played	Won	Lost	%Won	All	Average
		2	0	2	0%	8	2	6	25%	1h3min	32min
		Points Won				Points Lost					
Total	Own Serve:	41	Most Consecutive:	9	Total	Own Serve:	38	Most Consecutive:	5		
74	Opp. Serve:	33	GDO:	4	81	Opp. Serve:	43	GLL:	2		
YAGI Katsuyoshi	JPN	Matches				Games				Match Duration	
		Played	Won	Lost	%Won	Played	Won	Lost	%Won	All	Average
		3	1	2	33%	10	4	6	40%	1h11min	24min
		Points Won				Points Lost					
Total	Own Serve:	49	Most Consecutive:	6	Total	Own Serve:	42	Most Consecutive:	9		
92	Opp. Serve:	43	GDO:	2	89	Opp. Serve:	47	GLL:	3		



## Player Statistics

プレイヤーの統計

As of SUN 29 AUG 2021

Players	NPC Code	Matches				Games				Match Duration	
		Played	Won	Lost	%Won	Played	Won	Lost	%Won	All	Average
YAN Shuo	CHN	5	5	0	100%	17	15	2	88%	1h48min	22min
		Points Won				Points Lost					
		Total	Own Serve:	95	Most Consecutive:	10	Total	Own Serve:	58	Most Consecutive:	6
		176	Opp. Serve:	81	GDO:	5	125	Opp. Serve:	67	GLL:	1
YOUSSEF Sayed Mohamed	EGY	Matches				Games				Match Duration	
		Played	Won	Lost	%Won	Played	Won	Lost	%Won	All	Average
		5	3	2	60%	19	11	8	58%	2h4min	25min
		Points Won				Points Lost					
Total	Own Serve:	102	Most Consecutive:	7	Total	Own Serve:	79	Most Consecutive:	5		
191	Opp. Serve:	89	GDO:	3	171	Opp. Serve:	92	GLL:	4		

**Note:**

The "Greatest deficit overcome" only applies when the player ends up winning the game and "Greatest lead lost" only when losing.

**Legend:**

**GDO** Greatest deficit overcome    **GLL** Greatest lead lost    **Opp.** Opponent's





## Tournament Statistics

トーナメントの統計

As of SUN 29 AUG 2021

Statistics	Preliminaries	Round of 16	Quarterfinals	Semifinals	Finals	Total
<b>Matches</b>						
Total	18	2	4	2	1	27
Game Margin: 3:0	10 56%	1 50%	2 50%	1 50%		14 52%
3:1	5 28%	1 50%	2 50%		1 100%	9 33%
3:2	3 17%			1 50%		4 15%
Invalid Results Mark						
Duration: Total	8h9min	51min	1h39min	1h9min	29min	12h17min
Longest	49min	29min	30min	53min	29min	53min
Shortest	17min	22min	20min	16min	29min	16min
Average	27min	26min	25min	35min	29min	27min
<b>Games</b>						
Total	65	7	14	8	4	98
Point Margin: 11						
10	1 2%					1 1%
9	4 6%				1 25%	5 5%
8	5 8%	1 14%	3 21%			9 9%
7	2 3%		1 7%	1 13%	1 25%	5 5%
6	5 8%		1 7%			6 6%
5	8 12%		1 7%	1 13%		10 10%
4	4 6%		1 7%	1 13%		6 6%
3	8 12%	1 14%	1 7%	1 13%	1 25%	12 12%
2	28 43%	5 71%	6 43%	4 50%	1 25%	44 45%
Invalid Results Mark						
Duration: Total	7h24min	46min	1h31min	1h3min	26min	11h10min
Longest	11min	8min	8min	12min	8min	12min
Shortest	4min	5min	4min	4min	4min	4min
Average	7min	7min	7min	8min	7min	7min
<b>Points</b>						
Total	1206	139	255	153	67	1820
Per game	18.55	19.86	18.21	19.13	16.75	18.57
Most consecutive won	10	8	7	7	8	10
Greatest deficit overcome	6	5	4	4	5	6
Longest rally	20	12	14	14	16	20
Average rally	4	4	4	4	6	4

**Note:**

The "Greatest deficit overcome" only applies when the player ends up winning the game.



**Medallists**  
メダリスト

Medal	Name	NPC
GOLD	YAN Shuo	CHN - People's Republic of China
SILVER	BAYLEY William	GBR - Great Britain
BRONZE	CHUDZICKI Maksym	POL - Poland
	LIAO Keli	CHN - People's Republic of China



Entry List by Event  
種目別エントリーリスト

As of SUN 22 AUG 2021

NPC	Name	Date of Birth	Qualification Pathway	World Ranking
AUS - Australia	PELLISSIER Nathan	17 MAR 1996	CQ	21
BRA - Brazil	GUARNIERI MANARA Luiz Filipe	19 NOV 1991	CQ	19
CHN - People's Republic of China	PENG Weinan	10 APR 2002	CQ	13
	YE Chao Qun	7 OCT 1984	QR	7
	ZHAO Shuai	28 NOV 1994	QR	2
CRC - Costa Rica	ROMAN CHINCHILLA Steven	23 OCT 2002	-	20
FRA - France	BERTHIER Clement	3 FEB 2000	QT	16
	BOUVAIS Thomas	29 MAY 1991	QR	10
GBR - Great Britain	McKIBBIN Aaron	27 AUG 1991	QR	6
	SHILTON Billy	9 OCT 1998	QI	14
	WILSON Ross	5 JUN 1995	QR	3
HUN - Hungary	CSONKA Andras	27 NOV 1988	QR	8
	ZBORAI Gyula	18 DEC 1962	QI	17
NGR - Nigeria	FARINLOYE Victor	13 MAR 1975	CQ	15
POL - Poland	GRUDZIEN Piotr	27 SEP 1991	QR	9
SWE - Sweden	ANDERSSON Emil	29 APR 1993	QR	5
	KARLSSON Linus	4 JUL 1989	QI	11
THA - Thailand	CHARITSAT Komkrit	25 JAN 1973	QI	18
	WANGPHONPHATHANASIRI Phisit	1 JAN 1987	QR	12
UKR - Ukraine	DIDUKH Viktor	23 JAN 1987	CQ	1
	NIKOLENKO Maksym	14 AUG 1993	QI	4

Legend:

-	Information not available	CQ	Continental Qualification	QI	Qualified by Invitation
QR	World Ranking	QT	Qualification Tournament		



Draw - Preliminary Round  
トーナメント表 - 予選ラウンド

GROUP A

Match	Day	Time	Table	Name	1	2	3	Pts	Rk
3-1	25 AUG	11:00	1	1 DIDUKH Viktor (UKR)		<b>3:0</b> 4,4,10	<b>3:2</b> 6,-7,-9,9,3,	4	1
2-1	26 AUG	10:20	2						
2-3	26 AUG	20:00	3		2 SHILTON Billy (GBR)	<b>0:3</b> -4,-4,-10		<b>3:0</b> 12,5,6	3
				3 FARINLOYE Victor (NGR)	<b>2:3</b> -6,7,9,-9,-3,	<b>0:3</b> -12,-5,-6		2	3

GROUP B

Match	Day	Time	Table	Name	1	2	3	Pts	Rk
3-1	25 AUG	11:00	2	1 ZHAO Shuai (CHN)		<b>3:0</b> 6,3,8	<b>3:0</b> 7,3,8	4	1
2-1	26 AUG	10:20	1						
2-3	26 AUG	21:20	1		2 WANGPHONPHATHANASIRI Phisit (THA)	<b>0:3</b> -6,-3,-8		<b>3:0</b> 4,7,4	3
				3 ZBORAI Gyula (HUN)	<b>0:3</b> -7,-3,-8	<b>0:3</b> -4,-7,-4		2	3

GROUP C

Match	Day	Time	Table	Name	1	2	3	Pts	Rk
3-1	25 AUG	11:40	3	1 WILSON Ross (GBR)		<b>2:3</b> -7,5,6,-6,-9	<b>3:0</b> 6,7,12	3	2
2-1	26 AUG	10:20	3						
2-3	26 AUG	20:00	4		2 PENG Weinan (CHN)	<b>3:2</b> 7,-5,-6,6,9		<b>3:0</b> 4,5,10	4
				3 BERTHIER Clement (FRA)	<b>0:3</b> -6,-7,-12	<b>0:3</b> -4,-5,-10		2	3

GROUP D

Match	Day	Time	Table	Name	1	2	3	Pts	Rk
3-1	25 AUG	11:40	1	1 NIKOLENKO Maksym (UKR)		<b>3:2</b> 6,3,-8,-9,7	<b>3:0</b> 6,5,4	4	1
2-1	26 AUG	11:00	1						
2-3	26 AUG	20:40	2		2 CSONKA Andras (HUN)	<b>2:3</b> -6,-3,8,9,-7		<b>3:0</b> 9,1,3	3
				3 ROMAN CHINCHILLA Steven (CRC)	<b>0:3</b> -6,-5,-4	<b>0:3</b> -9,-1,-3		2	3



Draw - Preliminary Round  
トーナメント表 - 予選ラウンド

GROUP E

Match	Day	Time	Table	Name	1	2	3	Pts	Rk
3-1	25 AUG	11:00	3	1 ANDERSSON Emil (SWE)		0:3 -2,-7,-5	3:0 7,11,11	3	2
2-1	26 AUG	11:00	3						
2-3	26 AUG	20:40	3	2 BOUVAIS Thomas (FRA)	3:0 2,7,5		3:0 7,8,8	4	1
				3 CHARITSAT Komkrit (THA)	0:3 -7,-11,-11	0:3 -7,-8,-8		2	3

GROUP F

Match	Day	Time	Table	Name	1	2	3	Pts	Rk
3-1	25 AUG	11:40	2	1 McKIBBIN Aaron (GBR)		0:3 -5,-5,-11	3:0 9,5,5	3	2
2-1	26 AUG	11:00	2						
2-3	26 AUG	20:40	4	2 GRUDZIEN Piotr (POL)	3:0 5,5,11		3:0 4,10,7	4	1
				3 PELLISSIER Nathan (AUS)	0:3 -9,-5,-5	0:3 -4,-10,-7		2	3

GROUP G

Match	Day	Time	Table	Name	1	2	3	Pts	Rk
3-1	25 AUG	11:40	4	1 YE Chao Qun (CHN)		2:3 6,-10,-15,5,-9	3:1 -9,10,13,10	3	2
2-1	26 AUG	11:00	4						
2-3	26 AUG	20:40	1	2 KARLSSON Linus (SWE)	3:2 -6,10,15,-5,9		3:1 -14,12,4,9	4	1
				3 GUARNIERI MANARA Luiz Filipe (BRA)	1:3 9,-10,-13,-10	1:3 14,-12,-4,-9		2	3

Qualification rule:

First and Second from each group will qualify for the Round of 16.

Legend:

Pts Points Rk Rank



Draw - Final Rounds  
トーナメント表 - 最終ラウンド

QUALIFIED FROM GROUPS				
Group	Rk	Name	NPC	Match Points
A	1	DIDUKH Viktor	UKR	4
B	1	ZHAO Shuai	CHN	4
C	1	PENG Weinan	CHN	4
D	1	NIKOLENKO Maksym	UKR	4
E	1	BOUVAIS Thomas	FRA	4
F	1	GRUDZIEN Piotr	POL	4
G	1	KARLSSON Linus	SWE	4
A	2	SHILTON Billy	GBR	3
B	2	WANGPHONPHATHANASIRI Phisit	THA	3
C	2	WILSON Ross	GBR	3
D	2	CSONKA Andras	HUN	3
E	2	ANDERSSON Emil	SWE	3
F	2	McKIBBIN Aaron	GBR	3
G	2	YE Chao Qun	CHN	3





## Match Results 試合結果

FARINLOYE Victor (NGR) **2-3** DIDUKH Viktor (UKR)

Game Summary		Match	Game 1	Game 2	Game 3	Game 4	Game 5
FARINLOYE Victor	NGR	2	6	11	11	9	3
DIDUKH Viktor	UKR	3	11	7	9	11	11
Duration:		33min	4min	6min	6min	8min	5min

Match No.: 1 Table: 1

Umpires: PICHARDO Luz (DOM) KHALILI MARANDI Pari (MAS)

Player Statistics	FARINLOYE Victor (NGR)						DIDUKH Viktor (UKR)					
	Game					Match	Game					Match
	1	2	3	4	5		1	2	3	4	5	
Points won	6	11	11	9	3	40	11	7	9	11	11	49
Biggest lead	2	6	2	-	-	6	5	2	3	4	8	8
Points won on own serve	3	7	6	6	1	23	6	4	5	7	6	28
Points lost on own serve	5	3	4	4	5	21	3	4	5	3	2	17
Most consecutive points won	3	4	3	3	2	4	5	3	4	3	5	5
Greatest deficit overcome	-	2	3	-	-	3	2	-	-	-	-	2
Handedness/Grip	/						/					

Game/Match Statistics	Game					Match
	1	2	3	4	5	
Longest rally (strokes)	7	14	10	15	11	15
Average rally	4	5	5	6	5	5

### Game Progress

1 FARINLOYE Victor (NGR)	0	0	*1	2	3	3	*4	4	4	5	*5	5	6	6	*6	6	6	6			
DIDUKH Viktor (UKR)	*0	1	1	1	*1	2	2	3	*4	4	5	6	*6	7	8	9	*10	11			
2 FARINLOYE Victor (NGR)	*0	0	0	1	*2	3	4	4	*5	6	7	7	*8	9	10	10	*10	10	11		
DIDUKH Viktor (UKR)	0	1	*2	2	2	2	*2	3	3	3	*3	4	4	4	*4	5	6	7	7		
3 FARINLOYE Victor (NGR)	0	0	*1	2	2	2	*2	2	3	3	*4	5	6	6	*7	8	8	9	*10	10	11
DIDUKH Viktor (UKR)	*0	1	1	1	*2	3	4	5	*5	6	6	6	*6	7	7	7	*8	8	8	9	9
4 FARINLOYE Victor (NGR)	*0	0	0	0	*1	2	3	3	*3	3	4	4	*4	5	6	7	*7	7	8	9	9
DIDUKH Viktor (UKR)	0	1	*2	3	3	3	*3	4	5	6	*6	7	8	8	*8	8	9	10	*10	10	11
5 FARINLOYE Victor (NGR)	0	0	*0	0	0	1	*2	2	2	2	*2	2	3	3	3						
DIDUKH Viktor (UKR)	*0	1	2	3	*4	4	4	5	*6	7	8	9	*9	10	11						

**Note:**  
The "Greatest deficit overcome" only applies when the player ends up winning the game.

**Legend:**  
\* Server  
No. Number





## Match Results

試合結果

ZBORAI Gyula (HUN) 0-3 ZHAO Shuai (CHN)

Game Summary		Match	Game 1	Game 2	Game 3	Game 4	Game 5
ZBORAI Gyula	HUN	0	7	3	8		
ZHAO Shuai	CHN	3	11	11	11		
Duration:		16min	5min	4min	6min		

Match No.: 2 Table: 2

Umpires: DZIOBA Grzegorz (CAN) VARAYANON Chusakul (THA)

Player Statistics	ZBORAI Gyula (HUN)					Match	ZHAO Shuai (CHN)					Match
	Game						Game					
	1	2	3	4	5		1	2	3	4	5	
Points won	7	3	8			18	11	11	11			33
Biggest lead	1	-	1			1	5	8	3			8
Points won on own serve	4	1	4			9	7	4	6			17
Points lost on own serve	4	7	5			16	3	2	4			9
Most consecutive points won	2	2	3			3	4	6	3			6
Greatest deficit overcome	-	-	-			-	1	-	1			1
Handedness/Grip	/						/					

Game/Match Statistics	Game					Match
	1	2	3	4	5	
Longest rally (strokes)	8	10	7			10
Average rally	4	5	4			4

### Game Progress

1	ZBORAI Gyula (HUN)	0	1	*1	2	2	2	*2	3	3	3	*3	3	4	5	*5	6	6	7	7	
	ZHAO Shuai (CHN)	*0	0	1	1	*2	3	4	4	*5	6	7	8	*8	8	9	9	*10	10	11	
2	ZBORAI Gyula (HUN)	*0	0	0	0	*1	2	2	2	*3	3	3	3	*3	3	3					
	ZHAO Shuai (CHN)	0	1	*2	3	3	3	*4	5	5	6	*7	8	9	10	11					
3	ZBORAI Gyula (HUN)	0	0	*0	0	1	1	*2	3	4	4	*5	6	6	6	*7	7	7	7	*8	8
	ZHAO Shuai (CHN)	*0	1	2	3	*3	4	4	4	*4	5	5	5	*6	7	7	8	*9	10	10	11

### Note:

The "Greatest deficit overcome" only applies when the player ends up winning the game.

### Legend:

\* Server

No. Number



## Match Results

試合結果

BERTHIER Clement (FRA) 0-3 WILSON Ross (GBR)

Game Summary		Match	Game 1	Game 2	Game 3	Game 4	Game 5
BERTHIER Clement	FRA	0	6	7	12		
WILSON Ross	GBR	3	11	11	14		
Duration:		27min	7min	7min	12min		

Match No.: 4 Table: 3

Umpires: CHOI Chang Seong (KOR) FERREIRA Maria (BRA)

Player Statistics	BERTHIER Clement (FRA)					Match	WILSON Ross (GBR)					Match
	Game						Game					
	1	2	3	4	5		1	2	3	4	5	
Points won	6	7	12			25	11	11	14			36
Biggest lead	-	3	1			3	5	4	3			5
Points won on own serve	1	4	7			12	3	7	8			18
Points lost on own serve	8	4	6			18	5	3	5			13
Most consecutive points won	2	3	4			4	3	7	3			7
Greatest deficit overcome	-	-	-			-	-	3	1			3
Handedness/Grip	/						/					

Game/Match Statistics	Game					Match
	1	2	3	4	5	
Longest rally (strokes)	9	9	9			9
Average rally	4	4	4			4

### Game Progress

1	BERTHIER Clement (FRA)	*0	0	0	0	*1	1	2	2	*3	3	3	4	*5	5	5	6	*6	6										
	WILSON Ross (GBR)	0	1	*2	3	3	4	*4	5	5	6	*7	7	7	8	*9	9	10	11										
2	BERTHIER Clement (FRA)	0	1	*1	2	3	4	*4	4	5	6	*6	7	7	7	*7	7	7	7	7									
	WILSON Ross (GBR)	*0	0	1	1	*1	1	2	3	*3	3	4	4	*5	6	7	8	*9	10	11									
3	BERTHIER Clement (FRA)	*0	0	0	1	*2	3	3	3	*3	4	4	5	*5	6	7	7	*7	7	8	9	*10	11	*11	12	*12	12		
	WILSON Ross (GBR)	0	1	*2	2	2	2	*3	4	5	5	*6	6	7	7	*7	8	9	10	*10	10	10	*10	11	*11	12	*13		
		12																											
		14																											

**Note:**  
The "Greatest deficit overcome" only applies when the player ends up winning the game.

**Legend:**  
\* Server  
No. Number



## Match Results 試合結果

ROMAN CHINCHILLA Steven (CRC) **0-3** NIKOLENKO Maksym (UKR)

Game Summary		Match	Game 1	Game 2	Game 3	Game 4	Game 5
ROMAN CHINCHILLA Steven	CRC	0	6	5	4		
NIKOLENKO Maksym	UKR	3	11	11	11		
Duration:		21min	7min	7min	5min		

Match No.: 5 Table: 1

Umpires: ZAKI Khaled (EGY) KRMEJ Milana (SLO)

Player Statistics	ROMAN CHINCHILLA Steven (CRC)					Match	NIKOLENKO Maksym (UKR)					Match
	Game						Game					
	1	2	3	4	5		1	2	3	4	5	
Points won	6	5	4			15	11	11	11			33
Biggest lead	3	-	-			3	5	6	7			7
Points won on own serve	3	3	2			8	5	6	5			16
Points lost on own serve	6	5	6			17	3	2	2			7
Most consecutive points won	4	4	2			4	7	5	4			7
Greatest deficit overcome	-	-	-			-	3	-	-			3
Handedness/Grip	/						/					

Game/Match Statistics	Game					Match
	1	2	3	4	5	
Longest rally (strokes)	20	9	9			20
Average rally	6	4	4			5

### Game Progress

1	ROMAN CHINCHILLA Steven (CRC)	*0	1	1	1	*2	3	4	5	*5	5	5	5	*5	5	5	6	*6	6
	NIKOLENKO Maksym (UKR)	0	0	*1	2	2	2	*2	2	3	4	*5	6	7	8	*9	9	10	11
2	ROMAN CHINCHILLA Steven (CRC)	0	0	*0	0	0	0	*1	2	3	4	*4	4	4	4	*4	5	5	5
	NIKOLENKO Maksym (UKR)	*0	1	2	3	*4	5	5	5	*5	5	6	7	*8	9	10	10	11	11
3	ROMAN CHINCHILLA Steven (CRC)	*0	0	0	0	*1	1	2	2	*2	2	3	4	*4	4	4	4	4	4
	NIKOLENKO Maksym (UKR)	0	1	*2	3	3	4	*4	5	6	7	*7	7	8	9	*10	11	11	11

### Note:

The "Greatest deficit overcome" only applies when the player ends up winning the game.

### Legend:

\* Server

No. Number



## Match Results 試合結果

CHARITSAT Komkrit (THA) 0-3 ANDERSSON Emil (SWE)

Game Summary		Match	Game 1	Game 2	Game 3	Game 4	Game 5
CHARITSAT Komkrit	THA	0	7	11	11		
ANDERSSON Emil	SWE	3	11	13	13		
Duration:		25min	5min	10min	8min		

Match No.: 3 Table: 3

Umpires: RIVERO Ernesto (VEN) OH Yong Seng (SGP)

Player Statistics	CHARITSAT Komkrit (THA)					Match	ANDERSSON Emil (SWE)					Match
	Game						Game					
	1	2	3	4	5		1	2	3	4	5	
Points won	7	11	11			29	11	13	13			37
Biggest lead	-	2	2			2	6	2	3			6
Points won on own serve	4	6	7			17	5	7	8			20
Points lost on own serve	6	6	5			17	3	5	4			12
Most consecutive points won	3	4	3			4	3	3	5			5
Greatest deficit overcome	-	-	-			-	-	2	2			2
Handedness/Grip	/						/					

Game/Match Statistics	Game					Match
	1	2	3	4	5	
Longest rally (strokes)	5	12	10			12
Average rally	4	5	4			4

### Game Progress

1	CHARITSAT Komkrit (THA)	*0	0	1	1	*1	2	2	2	*2	3	3	3	*4	4	4	5	*6	7	7						
	ANDERSSON Emil (SWE)	0	1	*1	2	3	3	*4	5	6	6	*7	8	8	9	*10	10	10	10	11						
2	CHARITSAT Komkrit (THA)	0	1	*1	2	3	3	*3	3	4	4	*4	5	6	7	*8	8	8	9	*9	9	10	*11	11	*11	11
	ANDERSSON Emil (SWE)	*0	0	1	1	*1	2	3	4	*4	5	6	6	*6	6	6	7	*8	8	9	10	*10	10	*11	12	13
3	CHARITSAT Komkrit (THA)	*0	1	2	2	*3	3	3	3	*3	3	4	5	*5	5	6	7	*7	8	9	10	*10	11	*11	11	11
	ANDERSSON Emil (SWE)	0	0	*0	1	1	2	*3	4	5	6	*6	6	7	8	*8	8	9	9	*9	9	10	*10	11	*12	13

### Note:

The "Greatest deficit overcome" only applies when the player ends up winning the game.

### Legend:

\* Server No. Number



## Match Results 試合結果

PELLISSIER Nathan (AUS) 0-3 McKIBBIN Aaron (GBR)

Game Summary		Match	Game 1	Game 2	Game 3	Game 4	Game 5
PELLISSIER Nathan	AUS	0	9	5	5		
McKIBBIN Aaron	GBR	3	11	11	11		
Duration:		21min	7min	5min	6min		

Match No.: 6 Table: 2

Umpires: KONNO Kazuko (JPN) YAMAGUCHI Yumi (JPN)

Player Statistics	PELLISSIER Nathan (AUS)					Match	McKIBBIN Aaron (GBR)					Match
	Game						Game					
	1	2	3	4	5		1	2	3	4	5	
Points won	9	5	5			19	11	11	11			33
Biggest lead	-	-	-			-	4	6	6			6
Points won on own serve	6	3	4			13	7	6	7			20
Points lost on own serve	4	5	4			13	3	2	1			6
Most consecutive points won	3	2	3			3	4	3	5			5
Greatest deficit overcome	-	-	-			-	-	-	-			-
Handedness/Grip	/						/					

Game/Match Statistics	Game					Match
	1	2	3	4	5	
Longest rally (strokes)	14	7	5			14
Average rally	4	4	3			4

### Game Progress

1	PELLISSIER Nathan (AUS)	*0	0	1	1	*1	1	1	2	*2	3	4	5	*5	5	6	6	*7	8	9	9	9
	McKIBBIN Aaron (GBR)	0	1	*1	2	3	4	*5	5	6	6	*6	6	7	8	*8	9	9	9	*9	10	11
2	PELLISSIER Nathan (AUS)	0	0	*0	0	1	1	*1	1	2	3	*3	3	4	4	*5	5	5				
	McKIBBIN Aaron (GBR)	*0	1	2	3	*3	4	5	6	*6	6	7	8	*8	9	9	10	11				
3	PELLISSIER Nathan (AUS)	*0	0	0	0	*0	0	1	1	*2	3	4	4	*4	5	5	5	5				
	McKIBBIN Aaron (GBR)	0	1	*2	3	4	5	*5	6	6	6	*6	7	8	8	*9	10	11				

### Note:

The "Greatest deficit overcome" only applies when the player ends up winning the game.

### Legend:

\* Server

No. Number



## Match Results 試合結果

GUARNIERI MANARA Luiz Filipe (BRA) 1-3 YE Chao Qun (CHN)

Game Summary		Match	Game 1	Game 2	Game 3	Game 4	Game 5
GUARNIERI MANARA Luiz Filipe	BRA	1	11	10	13	10	
YE Chao Qun	CHN	3	9	12	15	12	
Duration:		35min	6min	7min	12min	9min	

Match No.: 7 Table: 4

Umpires: SAMAL Jiban Ballav (IND) BOGREN Ingrid (SWE)

Player Statistics	GUARNIERI MANARA Luiz Filipe (BRA)					Match	YE Chao Qun (CHN)					Match	
	Game						Match	Game					
	1	2	3	4	5			1	2	3	4		5
Points won	11	10	13	10		44	9	12	15	12		48	
Biggest lead	3	4	2	4		4	4	2	3	2		4	
Points won on own serve	4	7	5	5		21	3	8	6	6		23	
Points lost on own serve	6	4	9	6		25	7	3	8	5		23	
Most consecutive points won	6	4	2	4		6	5	3	3	3		5	
Greatest deficit overcome	4	-	-	-		4	-	4	2	4		4	
Handedness/Grip						/						/	

Game/Match Statistics	Game					Match
	1	2	3	4	5	
Longest rally (strokes)	9	12	10	10		12
Average rally	4	5	5	6		5

### Game Progress

1	GUARNIERI MANARA Luiz Filipe (BRA)	*0	1	1	2	*3	4	4	4	*4	4	4	5	*5	5	5	6	*7	8	9	10	11					
	YE Chao Qun (CHN)	0	0	*1	1	1	1	*2	3	4	5	*6	6	7	8	*9	9	9	9	*9	9	9					
2	GUARNIERI MANARA Luiz Filipe (BRA)	0	0	*1	2	3	4	*4	5	6	6	*6	6	7	7	*7	8	8	8	*9	10	10	*10	10			
	YE Chao Qun (CHN)	*0	1	1	1	*1	1	2	2	*2	3	4	5	*5	6	7	7	*8	9	9	9	*10	11	12			
3	GUARNIERI MANARA Luiz Filipe (BRA)	*0	1	2	2	*2	2	3	3	*4	4	4	4	*5	6	6	6	*7	8	8	9	*10	10	*11	11	*12	12
	YE Chao Qun (CHN)	0	0	*0	1	2	3	*3	4	4	5	*6	7	7	7	*8	9	9	9	*10	10	10	*11	11	*12	12	*13
			*13	13	13																						
			13	*14	15																						
4	GUARNIERI MANARA Luiz Filipe (BRA)	0	1	*2	3	4	4	*4	5	5	6	*6	6	7	8	*8	8	8	9	*9	9	10	*10	10			
	YE Chao Qun (CHN)	*0	0	0	0	*0	1	2	2	*3	3	4	5	*5	5	6	7	*8	8	9	10	*10	11	12			

**Note:**  
The "Greatest deficit overcome" only applies when the player ends up winning the game.

**Legend:**  
\* Server  
No. Number



## Match Results 試合結果

SHILTON Billy (GBR) 0-3 DIDUKH Viktor (UKR)

Game Summary		Match	Game 1	Game 2	Game 3	Game 4	Game 5
SHILTON Billy	GBR	0	4	4	10		
DIDUKH Viktor	UKR	3	11	11	12		
Duration:		23min	7min	5min	9min		

Match No.: 8 Table: 2

Umpires: KAMIYA Akiko (JPN) RIVERO Ernesto (VEN)

Player Statistics	SHILTON Billy (GBR)					Match	DIDUKH Viktor (UKR)					Match
	Game						Game					
	1	2	3	4	5		1	2	3	4	5	
Points won	4	4	10			18	11	11	12			34
Biggest lead	1	1	3			3	7	7	2			7
Points won on own serve	2	2	7			11	6	6	8			20
Points lost on own serve	5	5	4			14	1	2	3			6
Most consecutive points won	2	2	3			3	7	6	4			7
Greatest deficit overcome	-	-	-			-	1	1	3			3
Handedness/Grip	/						/					

Game/Match Statistics	Game					Match
	1	2	3	4	5	
Longest rally (strokes)	8	8	10			10
Average rally	3	4	5			4

### Game Progress

1 SHILTON Billy (GBR)	0	*1	1	1	*2	3	3	3	*3	3	3	*3	4	4	4								
DIDUKH Viktor (UKR)	0	0	*1	2	2	2	*3	4	5	6	*7	8	9	9	*10	11							
2 SHILTON Billy (GBR)	0	0	*1	2	2	2	*2	2	2	2	*3	4	4	4	*4	4							
DIDUKH Viktor (UKR)	*0	1	1	1	*2	3	4	5	*6	7	7	7	*8	9	10	11							
3 SHILTON Billy (GBR)	*0	1	2	2	*2	3	3	4	*4	5	6	7	*7	7	8	8	*9	9	10	10	*10	10	10
DIDUKH Viktor (UKR)	0	0	*0	1	2	2	*3	3	4	4	*4	4	5	6	*6	7	7	8	*8	9	10	*11	12

**Note:**  
The "Greatest deficit overcome" only applies when the player ends up winning the game.

**Legend:**  
\* Server No. Number



## Match Results 試合結果

WANGPHONPHATHANASIRI Phisit (THA) **0-3** ZHAO Shuai (CHN)

Game Summary		Match	Game 1	Game 2	Game 3	Game 4	Game 5
WANGPHONPHATHANASIRI Phisit	THA	0	6	3	8		
ZHAO Shuai	CHN	3	11	11	11		
Duration:		16min	4min	4min	7min		

Match No.: 9 Table: 1

Umpires: FUJIMOTO Shigeko (JPN) SHIBATA Keiko (JPN)

Player Statistics	WANGPHONPHATHANASIRI Phisit (THA)					Match	ZHAO Shuai (CHN)					Match
	Game						Game					
	1	2	3	4	5		1	2	3	4	5	
Points won	6	3	8			17	11	11	11			33
Biggest lead	2	2	1			2	6	8	4			8
Points won on own serve	5	3	5			13	8	6	7			21
Points lost on own serve	3	5	4			12	1	0	3			4
Most consecutive points won	2	2	2			2	6	8	3			8
Greatest deficit overcome	-	-	-			-	2	2	1			2
Handedness/Grip	/						/					

Game/Match Statistics	Game					Match
	1	2	3	4	5	
Longest rally (strokes)	8	8	8			8
Average rally	4	4	5			4

### Game Progress

1	WANGPHONPHATHANASIRI Phisit (THA)	0	1	*1	2	3	3	*3	3	4	4	*4	4	4	*4	5	6	6			
	ZHAO Shuai (CHN)	*0	0	1	1	*1	2	3	4	*4	5	6	7	*8	9	10	10	*10	11		
2	WANGPHONPHATHANASIRI Phisit (THA)	*0	1	2	2	*2	2	3	3	*3	3	3	*3	3	3						
	ZHAO Shuai (CHN)	0	0	*0	1	2	3	*3	4	5	6	*7	8	9	10	11					
3	WANGPHONPHATHANASIRI Phisit (THA)	0	0	*1	2	2	2	*2	3	3	3	*3	4	5	5	*6	7	7	8	*8	8
	ZHAO Shuai (CHN)	*0	1	1	1	*2	3	4	4	*5	6	7	7	*7	8	8	8	*9	9	10	11

### Note:

The "Greatest deficit overcome" only applies when the player ends up winning the game.

### Legend:

\* Server

No. Number





## Match Results

試合結果

**PENG Weinan (CHN) 3-2 WILSON Ross (GBR)**

Game Summary		Match	Game 1	Game 2	Game 3	Game 4	Game 5
PENG Weinan	CHN	3	11	5	6	11	11
WILSON Ross	GBR	2	7	11	11	6	9
Duration:		41min	7min	6min	8min	7min	9min

Match No.: 10 Table: 3

Umpires: VARAYANON Chusakul (THA) BYSTRICAN Marian (SVK)

Player Statistics	PENG Weinan (CHN)						WILSON Ross (GBR)					
	Game					Match	Game					Match
	1	2	3	4	5		1	2	3	4	5	
Points won	11	5	6	11	11	44	7	11	11	6	9	44
Biggest lead	4	-	-	6	4	6	1	7	6	-	1	7
Points won on own serve	6	4	4	8	7	29	5	7	7	5	6	30
Points lost on own serve	2	4	4	1	3	14	5	1	2	3	4	15
Most consecutive points won	4	2	2	4	3	4	2	7	4	2	3	7
Greatest deficit overcome	1	-	-	-	1	1	-	-	-	-	-	-
Handedness/Grip	/						/					

Game/Match Statistics	Game					Match
	1	2	3	4	5	
Longest rally (strokes)	7	8	9	7	7	9
Average rally	3	4	4	4	4	4

### Game Progress

1	PENG Weinan (CHN)	0	1	*1	2	3	3	*3	4	4	4	*5	6	7	8	*8	8	9	10	11		
	WILSON Ross (GBR)	*0	0	1	1	*1	2	3	3	*4	5	5	5	*5	5	6	7	*7	7	7		
2	PENG Weinan (CHN)	*0	0	1	1	*1	1	1	1	*1	1	2	3	*3	4	5	5	5				
	WILSON Ross (GBR)	0	1	*1	2	3	4	*5	6	7	8	*8	8	9	9	*9	10	11				
3	PENG Weinan (CHN)	0	0	*1	1	1	1	*1	2	2	3	*3	4	4	4	*4	5	6	6			
	WILSON Ross (GBR)	*0	1	1	2	*3	4	5	5	*6	6	7	7	*8	9	10	10	*10	11			
4	PENG Weinan (CHN)	*0	1	2	2	*3	4	5	5	*5	6	7	8	*9	9	10	10	*10	11			
	WILSON Ross (GBR)	0	0	*0	1	1	1	*1	2	3	3	*3	3	3	4	*4	5	6	6			
5	PENG Weinan (CHN)	0	0	*1	1	2	3	*3	3	4	5	*5	6	7	8	*8	9	10	10	*10	10	11
	WILSON Ross (GBR)	*0	1	1	2	*2	2	3	4	*4	4	5	5	*5	5	6	6	*6	7	8	9	9

**Note:**  
The "Greatest deficit overcome" only applies when the player ends up winning the game.

**Legend:**  
\* Server  
No. Number



## Match Results 試合結果

CSONKA Andras (HUN) 2-3 NIKOLENKO Maksym (UKR)

Game Summary		Match	Game 1	Game 2	Game 3	Game 4	Game 5
CSONKA Andras	HUN	2	6	3	11	11	7
NIKOLENKO Maksym	UKR	3	11	11	8	9	11
Duration:		47min	8min	7min	7min	12min	8min

Match No.: 11 Table: 1

Umpires: KONNO Kazuko (JPN) DAIRA Hiroe (JPN)

Player Statistics	CSONKA Andras (HUN)						NIKOLENKO Maksym (UKR)					
	Game					Match	Game					Match
	1	2	3	4	5		1	2	3	4	5	
Points won	6	3	11	11	7	38	11	11	8	9	11	50
Biggest lead	-	-	3	2	2	3	5	8	1	3	4	8
Points won on own serve	2	2	6	7	3	20	5	7	4	6	4	26
Points lost on own serve	6	4	4	3	7	24	4	1	5	4	4	18
Most consecutive points won	2	1	4	4	3	4	5	6	2	3	4	6
Greatest deficit overcome	-	-	1	3	-	3	-	-	-	-	2	2
Handedness/Grip	/						/					

Game/Match Statistics	Game					Match
	1	2	3	4	5	
Longest rally (strokes)	11	6	9	24	11	24
Average rally	5	4	4	5	5	5

### Game Progress

1	CSONKA Andras (HUN)	0	0	*0	0	*1	1	2	3	*3	4	4	5	*6	6	6	6	*6	6			
	NIKOLENKO Maksym (UKR)	*0	1	2	*3	3	4	*4	4	5	5	*6	6	6	7	*8	9	10	11			
2	CSONKA Andras (HUN)	0	0	*0	1	1	1	*2	2	3	3	*3	3	3	3	3	3	3	3			
	NIKOLENKO Maksym (UKR)	*0	1	2	2	*3	4	4	5	*5	6	7	8	*9	10	11						
3	CSONKA Andras (HUN)	*0	1	1	1	*2	3	3	3	*4	5	6	7	*7	8	8	9	*9	10	10	11	
	NIKOLENKO Maksym (UKR)	0	0	*1	2	2	2	*3	4	4	4	*4	4	5	5	*6	6	7	7	*8	8	
4	CSONKA Andras (HUN)	0	0	*0	0	1	2	*2	3	3	4	*4	4	5	5	*6	7	8	9	*9	10	11
	NIKOLENKO Maksym (UKR)	*0	1	2	3	*3	3	4	4	*5	5	6	7	*7	8	8	8	*8	8	9	9	9
5	CSONKA Andras (HUN)	*0	1	1	1	*2	3	4	4	*4	4	4	5	*6	6	6	7	*7	7	7	7	
	NIKOLENKO Maksym (UKR)	0	0	*1	2	2	2	*2	3	4	5	*6	6	6	7	*8	8	9	10	11	11	

### Note:

The "Greatest deficit overcome" only applies when the player ends up winning the game.

### Legend:

\* Server No. Number



## Match Results

試合結果

**BOUVAIS Thomas (FRA) 3-0 ANDERSSON Emil (SWE)**

Game Summary		Match	Game 1	Game 2	Game 3	Game 4	Game 5
BOUVAIS Thomas	FRA	3	11	11	11		
ANDERSSON Emil	SWE	0	2	7	5		
Duration:		21min	5min	7min	8min		

Match No.: 12 Table: 3

Umpires: FUKUDA Tomoko (JPN) YAMAGUCHI Yumi (JPN)

Player Statistics	BOUVAIS Thomas (FRA)					Match	ANDERSSON Emil (SWE)					Match
	Game						Game					
	1	2	3	4	5		1	2	3	4	5	
Points won	11	11	11			33	2	7	5			14
Biggest lead	9	5	6			9	-	-	-			-
Points won on own serve	6	7	7			20	2	4	4			10
Points lost on own serve	0	3	1			4	5	4	4			13
Most consecutive points won	7	3	5			7	1	3	2			3
Greatest deficit overcome	-	-	-			-	-	-	-			-
Handedness/Grip						/						/

Game/Match Statistics	Game					Match
	1	2	3	4	5	
Longest rally (strokes)	12	9	9			12
Average rally	5	4	3			4

### Game Progress

1	BOUVAIS Thomas (FRA)	0	1	*1	2	3	4	*4	5	6	7	*8	9	10	11					
	ANDERSSON Emil (SWE)	*0	0	1	1	*1	1	2	2	*2	2	2	2	*2	2					
2	BOUVAIS Thomas (FRA)	*0	1	2	3	*3	4	4	5	*6	7	7	7	*7	8	9	9	*10	10	11
	ANDERSSON Emil (SWE)	0	0	*0	0	1	1	*2	2	2	2	*3	4	5	5	*5	6	6	7	7
3	BOUVAIS Thomas (FRA)	0	1	*2	3	4	5	*5	5	6	7	*7	8	9	9	*9	10	11		
	ANDERSSON Emil (SWE)	*0	0	0	0	*0	0	1	2	*2	2	3	3	*3	4	5	5	5		

### Note:

The "Greatest deficit overcome" only applies when the player ends up winning the game.

### Legend:

\* Server

No. Number



## Match Results 試合結果

**GRUDZIEN Piotr (POL) 3-0 McKIBBIN Aaron (GBR)**

Game Summary		Match	Game 1	Game 2	Game 3	Game 4	Game 5
GRUDZIEN Piotr	POL	3	11	11	13		
McKIBBIN Aaron	GBR	0	5	5	11		
Duration:		25min	7min	6min	10min		

Match No.: 13 Table: 2

Umpires: TANAKA Rieko (JPN) BOGREN Ingrid (SWE)

Player Statistics	GRUDZIEN Piotr (POL)					Match	McKIBBIN Aaron (GBR)					Match
	Game						Game					
	1	2	3	4	5		1	2	3	4	5	
Points won	11	11	13			35	5	5	11			21
Biggest lead	6	6	4			6	-	-	1			1
Points won on own serve	7	7	7			21	4	4	6			14
Points lost on own serve	1	1	5			7	4	4	6			14
Most consecutive points won	3	3	5			5	3	2	4			4
Greatest deficit overcome	-	-	1			1	-	-	-			-
Handedness/Grip						/						/

Game/Match Statistics	Game					Match
	1	2	3	4	5	
Longest rally (strokes)	7	7	14			14
Average rally	4	3	5			4

### Game Progress

1	GRUDZIEN Piotr (POL)	0	1	*2	3	3	3	*3	4	5	6	*6	7	8	9	*9	10	11											
	McKIBBIN Aaron (GBR)	*0	0	0	0	*1	2	3	3	*3	3	4	4	*4	4	5	5	5											
2	GRUDZIEN Piotr (POL)	*0	1	2	3	*3	4	5	5	*5	6	7	8	*8	9	9	10	11											
	McKIBBIN Aaron (GBR)	0	0	*0	0	1	1	*1	2	3	3	*3	3	4	4	*5	5	5											
3	GRUDZIEN Piotr (POL)	0	1	*1	2	2	2	*3	4	5	6	*7	7	7	7	*7	8	8	9	*9	10	10	*10	11	*11	11	*12	13	
	McKIBBIN Aaron (GBR)	*0	0	1	1	*2	3	3	3	*3	3	3	4	*5	6	7	7	*8	8	8	9	9	*10	11	*11	11	*11	11	11

### Note:

The "Greatest deficit overcome" only applies when the player ends up winning the game.

### Legend:

\* Server No. Number



## Match Results 試合結果

**KARLSSON Linus (SWE) 3-2 YE Chao Qun (CHN)**

Game Summary		Match	Game 1	Game 2	Game 3	Game 4	Game 5
KARLSSON Linus	SWE	3	6	12	17	5	11
YE Chao Qun	CHN	2	11	10	15	11	9
Duration:		37min	5min	7min	11min	6min	7min

Match No.: 14 Table: 4

Umpires: RASINEN Asko (FIN) SELIG Gert (GER)

Player Statistics	KARLSSON Linus (SWE)						YE Chao Qun (CHN)					
	Game					Match	Game					Match
	1	2	3	4	5		1	2	3	4	5	
Points won	6	12	17	5	11	51	11	10	15	11	9	56
Biggest lead	-	2	5	-	2	5	6	6	2	6	6	6
Points won on own serve	3	7	8	2	4	24	5	6	7	5	3	26
Points lost on own serve	6	4	8	6	6	30	3	5	9	3	7	27
Most consecutive points won	4	5	5	2	5	5	5	3	5	6	6	6
Greatest deficit overcome	-	6	2	-	6	6	-	-	-	-	-	-
Handedness/Grip	/						/					

Game/Match Statistics	Game					Match
	1	2	3	4	5	
Longest rally (strokes)	13	14	9	33	12	33
Average rally	5	5	5	8	4	5

### Game Progress

1   KARLSSON Linus (SWE)	*0	0	0	1	*1	1	1	1	*1	2	2	3	*4	5	6	6	*6	6								
YE Chao Qun (CHN)	0	1	*2	2	3	4	*5	6	7	7	*8	8	8	8	*8	9	10	11								
2   KARLSSON Linus (SWE)	0	0	*0	0	1	1	*1	1	2	2	*2	3	4	5	*6	7	7	8	*9	9	10	*11	12			
YE Chao Qun (CHN)	*0	1	2	3	*3	4	5	6	*6	7	8	8	*8	8	8	8	*9	9	9	10	*10	10	10			
3   KARLSSON Linus (SWE)	*0	1	1	1	*1	2	3	4	*5	6	6	7	*8	9	9	9	*9	9	9	10	*10	11	*11	11	*12	13
YE Chao Qun (CHN)	0	0	*1	2	3	3	*3	3	3	3	*4	4	4	4	*5	6	7	8	*9	9	10	*10	11	*12	12	*12
	*13	13	*14	14	*15	16	17																			
	13	*14	14	*15	15	*15	15																			
4   KARLSSON Linus (SWE)	0	0	*0	0	0	0	*0	1	1	2	*2	3	3	4	*5	5	5	5								
YE Chao Qun (CHN)	*0	1	2	3	*4	5	6	6	*7	7	8	8	*9	9	9	10	11									
5   KARLSSON Linus (SWE)	*0	0	0	0	*0	0	0	1	*2	3	4	5	*5	6	6	7	*8	8	9	10	11					
YE Chao Qun (CHN)	0	1	*2	3	4	5	*6	6	6	6	*6	6	7	7	*8	8	8	9	*9	9	9					

**Note:**  
The "Greatest deficit overcome" only applies when the player ends up winning the game.

**Legend:**  
\* Server  
No. Number



## Match Results 試合結果

**SHILTON Billy (GBR) 3-0 FARINLOYE Victor (NGR)**

Game Summary		Match	Game 1	Game 2	Game 3	Game 4	Game 5
SHILTON Billy	GBR	3	14	11	11		
FARINLOYE Victor	NGR	0	12	5	6		
Duration:		21min	8min	6min	6min		

Match No.: 15 Table: 3

Umpires: KAMIYA Akiko (JPN) RIVERO Ernesto (VEN)

Player Statistics	SHILTON Billy (GBR)					Match	FARINLOYE Victor (NGR)					Match
	Game						Game					
	1	2	3	4	5		1	2	3	4	5	
Points won	14	11	11			36	12	5	6			23
Biggest lead	4	6	5			6	2	-	-			2
Points won on own serve	7	6	6			19	6	3	3			12
Points lost on own serve	6	2	3			11	7	5	5			17
Most consecutive points won	6	5	4			6	4	2	3			4
Greatest deficit overcome	2	-	-			2	-	-	-			-
Handedness/Grip						/						/

Game/Match Statistics	Game					Match
	1	2	3	4	5	
Longest rally (strokes)	9	19	10			19
Average rally	5	6	5			5

### Game Progress

1	SHILTON Billy (GBR)	*0	0	0	1	*2	3	4	5	*6	6	7	7	*7	7	7	8	*8	9	10	10	*10	10	*11	12	*12	13
	FARINLOYE Victor (NGR)	0	1	*2	2	2	2	*2	2	2	3	*3	4	5	6	*7	7	8	8	*8	9	10	*10	11	*11	12	*12
		14																									
		12																									
2	SHILTON Billy (GBR)	0	1	*1	2	3	3	*4	5	5	5	*6	6	7	8	*9	10	11									
	FARINLOYE Victor (NGR)	*0	0	1	1	*1	2	2	2	*3	4	4	5	*5	5	5	5	5									
3	SHILTON Billy (GBR)	*0	1	1	2	*3	4	4	5	*5	6	7	7	*7	7	8	9	*10	11								
	FARINLOYE Victor (NGR)	0	0	*1	1	1	1	*2	2	3	3	*3	4	5	6	*6	6	6	6								

**Note:**  
The "Greatest deficit overcome" only applies when the player ends up winning the game.

**Legend:**  
\* Server  
No. Number



## Match Results 試合結果

WANGPHONPHATHANASIRI Phisit (THA) 3-0 ZBORAI Gyula (HUN)

Game Summary		Match	Game 1	Game 2	Game 3	Game 4	Game 5
WANGPHONPHATHANASIRI Phisit	THA	3	11	11	11		
ZBORAI Gyula	HUN	0	4	7	4		
Duration:		16min	4min	6min	5min		

Match No.: 21 Table: 1

Umpires: FERREIRA Maria (BRA) FOUCARD Frederic (FRA)

Player Statistics	WANGPHONPHATHANASIRI Phisit (THA)					Match	ZBORAI Gyula (HUN)					Match	
	Game						Match	Game					
	1	2	3	4	5			1	2	3	4		5
Points won	11	11	11			33	4	7	4			15	
Biggest lead	7	6	7			7	-	-	-			-	
Points won on own serve	4	9	5			18	1	6	2			9	
Points lost on own serve	3	1	2			6	7	2	6			15	
Most consecutive points won	6	3	5			6	2	3	2			3	
Greatest deficit overcome	-	-	-			-	-	-	-			-	
Handedness/Grip	/						/						

Game/Match Statistics	Game					Match
	1	2	3	4	5	
Longest rally (strokes)	17	15	15			17
Average rally	5	5	4			5

### Game Progress

1	WANGPHONPHATHANASIRI Phisit (THA)	0	1	*2	3	4	5	*6	6	6	7	*7	7	8	9	*10	11			
	ZBORAI Gyula (HUN)	*0	0	0	0	*0	0	0	1	*2	2	3	4	*4	4	4	4			
2	WANGPHONPHATHANASIRI Phisit (THA)	*0	1	2	2	*3	4	5	5	*5	6	7	7	*8	9	10	10	*10	10	11
	ZBORAI Gyula (HUN)	0	0	*0	1	1	1	*1	2	3	3	*3	4	4	4	*4	5	6	7	7
3	WANGPHONPHATHANASIRI Phisit (THA)	0	1	*2	3	4	5	*5	6	6	7	*7	7	8	9	*10	11			
	ZBORAI Gyula (HUN)	*0	0	0	0	*0	0	1	1	*2	2	3	4	*4	4	4	4			

### Note:

The "Greatest deficit overcome" only applies when the player ends up winning the game.

### Legend:

\* Server

No. Number



## Match Results 試合結果

**PENG Weinan (CHN) 3-0 BERTHIER Clement (FRA)**

Game Summary		Match	Game 1	Game 2	Game 3	Game 4	Game 5
PENG Weinan	CHN	3	11	11	12		
BERTHIER Clement	FRA	0	4	5	10		
Duration:		19min	5min	5min	7min		

Match No.: 16 Table: 4

Umpires: OH Yong Seng (SGP) CHOI Chang Seong (KOR)

Player Statistics	PENG Weinan (CHN)					Match	BERTHIER Clement (FRA)					Match
	Game						Game					
	1	2	3	4	5		1	2	3	4	5	
Points won	11	11	12			34	4	5	10			19
Biggest lead	7	6	3			7	1	-	1			1
Points won on own serve	6	6	7			19	3	3	6			12
Points lost on own serve	1	2	4			7	5	5	5			15
Most consecutive points won	7	5	3			7	1	4	3			4
Greatest deficit overcome	1	-	1			1	-	-	-			-
Handedness/Grip						/						/

Game/Match Statistics	Game					Match
	1	2	3	4	5	
Longest rally (strokes)	11	6	10			11
Average rally	4	4	4			4

### Game Progress

1	<b>PENG Weinan (CHN)</b>	0	0	*1	1	2	2	*3	4	5	6	*7	8	9	9	*10	11							
	BERTHIER Clement (FRA)	*0	1	1	2	*2	3	3	3	*3	3	3	3	*3	4	4	4							
2	<b>PENG Weinan (CHN)</b>	*0	1	2	3	*4	5	5	5	*5	5	6	7	*8	9	10	10	11						
	BERTHIER Clement (FRA)	0	0	*0	0	0	0	*1	2	3	4	*4	4	4	4	*4	5	5						
3	<b>PENG Weinan (CHN)</b>	0	1	*1	2	2	2	*3	3	4	5	*5	6	7	8	*8	9	9	9	*9	10	10	*11	12
	BERTHIER Clement (FRA)	*0	0	1	1	*2	3	3	4	*4	4	5	5	*5	5	6	6	*7	8	9	9	*10	10	10

### Note:

The "Greatest deficit overcome" only applies when the player ends up winning the game.

### Legend:

\* Server

No. Number





## Match Results

試合結果

**CSONKA Andras (HUN) 3-0 ROMAN CHINCHILLA Steven (CRC)**

Game Summary		Match	Game 1	Game 2	Game 3	Game 4	Game 5
CSONKA Andras	HUN	3	11	11	11		
ROMAN CHINCHILLA Steven	CRC	0	9	1	3		
Duration:		19min	7min	5min	6min		

Match No.: 17 Table: 2

Umpires: RASINEN Asko (FIN) SELIG Gert (GER)

Player Statistics	CSONKA Andras (HUN)					Match	ROMAN CHINCHILLA Steven (CRC)					Match	
	Game						Match	Game					
	1	2	3	4	5			1	2	3	4		5
Points won	11	11	11			33	9	1	3			13	
Biggest lead	4	10	9			10	-	-	-			-	
Points won on own serve	5	5	5			15	4	0	2			6	
Points lost on own serve	5	1	1			7	6	6	6			18	
Most consecutive points won	4	9	9			9	3	1	2			3	
Greatest deficit overcome	-	-	-			-	-	-	-			-	
Handedness/Grip						/						/	

Game/Match Statistics	Game					Match
	1	2	3	4	5	
Longest rally (strokes)	13	8	17			17
Average rally	4	4	5			5

### Game Progress

1	CSONKA Andras (HUN)	0	1	*2	2	3	3	*4	4	4	5	*5	6	6	7	*8	9	10	10	*10	10	11
	ROMAN CHINCHILLA Steven (CRC)	*0	0	0	1	*1	2	2	3	*4	4	5	5	*6	6	6	6	*6	7	8	9	9
2	CSONKA Andras (HUN)	*0	1	2	3	*4	5	6	7	*8	9	9	10	11								
	ROMAN CHINCHILLA Steven (CRC)	0	0	*0	0	0	0	*0	0	0	0	*1	1	1								
3	CSONKA Andras (HUN)	0	1	*2	3	4	5	*6	7	8	9	*9	9	10	10	11						
	ROMAN CHINCHILLA Steven (CRC)	*0	0	0	0	*0	0	0	0	*0	0	1	2	*2	3	3						

### Note:

The "Greatest deficit overcome" only applies when the player ends up winning the game.

### Legend:

\* Server

No. Number



## Match Results

試合結果

**BOUVAIS Thomas (FRA) 3-0 CHARITSAT Komkrit (THA)**

Game Summary		Match	Game 1	Game 2	Game 3	Game 4	Game 5
BOUVAIS Thomas	FRA	3	11	11	11		
CHARITSAT Komkrit	THA	0	7	8	8		
Duration:		21min	6min	6min	6min		

Match No.: 18 Table: 3

Umpires: TANAKA Rieko (JPN) BOGREN Ingrid (SWE)

Player Statistics	BOUVAIS Thomas (FRA)					Match	CHARITSAT Komkrit (THA)					Match	
	Game						Match	Game					
	1	2	3	4	5			1	2	3	4		5
Points won	11	11	11			33	7	8	8			23	
Biggest lead	5	3	4			5	-	1	1			1	
Points won on own serve	5	6	7			18	4	4	6			14	
Points lost on own serve	3	4	2			9	6	5	4			15	
Most consecutive points won	5	3	5			5	2	2	3			3	
Greatest deficit overcome	-	1	1			1	-	-	-			-	
Handedness/Grip						/						/	

Game/Match Statistics	Game					Match
	1	2	3	4	5	
Longest rally (strokes)	11	12	13			13
Average rally	5	5	5			5

### Game Progress

1	BOUVAIS Thomas (FRA)	0	1	*2	2	2	3	*4	5	6	7	*7	7	8	8	*8	9	10	10	11	
	CHARITSAT Komkrit (THA)	*0	0	0	1	*2	2	2	2	*2	2	3	4	*4	5	6	6	*6	7	7	
2	BOUVAIS Thomas (FRA)	*0	0	1	1	*2	3	3	3	*4	5	5	6	*6	7	7	8	*8	9	10	11
	CHARITSAT Komkrit (THA)	0	1	*1	2	2	2	*3	4	4	4	*5	5	6	6	*7	7	8	8	*8	8
3	BOUVAIS Thomas (FRA)	0	0	*1	2	3	4	*4	4	5	5	*5	5	6	7	*8	9	10	10	*10	11
	CHARITSAT Komkrit (THA)	*0	1	1	1	*1	1	2	3	*3	4	5	6	*6	6	6	6	*6	7	8	8

### Note:

The "Greatest deficit overcome" only applies when the player ends up winning the game.

### Legend:

\* Server

No. Number



## Match Results 試合結果

**GRUDZIEN Piotr (POL) 3-0 PELLISSIER Nathan (AUS)**

Game Summary		Match	Game 1	Game 2	Game 3	Game 4	Game 5
GRUDZIEN Piotr	POL	3	11	12	11		
PELLISSIER Nathan	AUS	0	4	10	7		
Duration:		24min	6min	9min	8min		

Match No.: 20 Table: 4

Umpires: FUKUDA Tomoko (JPN) YAMAGUCHI Yumi (JPN)

Player Statistics	GRUDZIEN Piotr (POL)					Match	PELLISSIER Nathan (AUS)					Match	
	Game						Match	Game					
	1	2	3	4	5			1	2	3	4		5
Points won	11	12	11			34	4	10	7			21	
Biggest lead	7	5	4			7	1	1	1			1	
Points won on own serve	7	5	5			17	4	4	4			12	
Points lost on own serve	0	6	3			9	4	7	6			17	
Most consecutive points won	5	3	5			5	2	5	3			5	
Greatest deficit overcome	1	1	1			1	-	-	-			-	
Handedness/Grip						/						/	

Game/Match Statistics	Game					Match
	1	2	3	4	5	
Longest rally (strokes)	12	8	17			17
Average rally	4	4	5			4

### Game Progress

1	GRUDZIEN Piotr (POL)	0	0	*1	2	3	4	*4	5	6	6	*6	7	8	9	*10	11							
	PELLISSIER Nathan (AUS)	*0	1	1	1	*1	1	2	2	*2	3	4	4	*4	4	4	4							
2	GRUDZIEN Piotr (POL)	*0	0	1	2	*3	3	4	4	*5	6	6	7	*8	9	9	10	*10	10	10	10	*10	11	12
	PELLISSIER Nathan (AUS)	0	1	*1	1	1	2	*2	3	3	3	*4	4	4	4	*5	5	6	7	*8	9	10	*10	10
3	GRUDZIEN Piotr (POL)	0	1	*2	3	3	3	*4	4	5	5	*5	5	6	6	*7	8	9	10	11				
	PELLISSIER Nathan (AUS)	*0	0	0	0	*1	2	2	3	*3	4	5	6	*6	7	7	7	*7	7	7				

### Note:

The "Greatest deficit overcome" only applies when the player ends up winning the game.

### Legend:

\* Server

No. Number



## Match Results 試合結果

**KARLSSON Linus (SWE) 3-1 GUARNIERI MANARA Luiz Filipe (BRA)**

Game Summary		Match	Game 1	Game 2	Game 3	Game 4	Game 5
<b>KARLSSON Linus</b>	SWE	3	14	14	11	11	
<b>GUARNIERI MANARA Luiz Filipe</b>	BRA	1	16	12	4	9	
Duration:		32min	3min	8min	5min	5min	

Match No.: 19 Table: 1

Umpires: GULLBERG Jens (DEN) KRMEJ Milana (SLO)

Player Statistics	KARLSSON Linus (SWE)					Match	GUARNIERI MANARA Luiz Filipe (BRA)					Match	
	Game						Match	Game					
	1	2	3	4	5			1	2	3	4		5
Points won	14	14	11	11		50	16	12	4	9		41	
Biggest lead	3	5	7	4		7	2	3	1	1		3	
Points won on own serve	9	7	6	7		29	10	6	2	6		24	
Points lost on own serve	6	6	2	3		17	5	7	5	4		21	
Most consecutive points won	3	5	8	4		8	3	6	3	4		6	
Greatest deficit overcome	-	3	1	1		3	3	-	-	-		3	
Handedness/Grip						/						/	

Game/Match Statistics	Game					Match
	1	2	3	4	5	
Longest rally (strokes)	14	13	6	10		14
Average rally	4	5	3	4		4

### Game Progress

1	<b>KARLSSON Linus (SWE)</b>	*0	0	1	2	*2	3	3	4	*4	4	5	6	*6	7	8	9	*9	9	9	10	*10	11	*11	12	*12	13
	<b>GUARNIERI MANARA Luiz Filipe (BRA)</b>	0	1	*1	1	2	2	*3	3	4	5	*5	5	6	6	*6	6	7	8	*9	9	10	*10	11	*11	12	*12
		*13	14	*14	14	14																					
		13	*13	14	*15	16																					
2	<b>KARLSSON Linus (SWE)</b>	0	1	*2	3	4	5	*5	5	5	6	*6	6	6	6	*6	6	7	8	*9	10	10	*10	11	*11	12	*13
	<b>GUARNIERI MANARA Luiz Filipe (BRA)</b>	*0	0	0	0	*0	0	1	2	*3	3	4	5	*6	7	8	9	*9	9	9	9	*10	11	*11	12	*12	12
		14																									
		12																									
3	<b>KARLSSON Linus (SWE)</b>	*0	0	1	2	*3	4	5	6	*7	8	8	8	*8	9	10	11										
	<b>GUARNIERI MANARA Luiz Filipe (BRA)</b>	0	1	*1	1	1	1	*1	1	1	1	*2	3	4	4	*4	4										
4	<b>KARLSSON Linus (SWE)</b>	0	1	*2	3	4	4	*4	4	4	5	*5	6	6	6	*7	8	9	9	*9	10	11					
	<b>GUARNIERI MANARA Luiz Filipe (BRA)</b>	*0	0	0	0	*0	1	2	3	*4	4	5	5	*6	7	7	7	*7	8	9	9	9	9				

**Note:**  
The "Greatest deficit overcome" only applies when the player ends up winning the game.

**Legend:**  
\* Server  
No. Number



## Match Results

試合結果

**McKIBBIN Aaron (GBR) 3-2 KARLSSON Linus (SWE)**

Game Summary		Match	Game 1	Game 2	Game 3	Game 4	Game 5
McKIBBIN Aaron	GBR	3	11	7	9	11	11
KARLSSON Linus	SWE	2	5	11	11	6	5
Duration:		30min	5min	5min	6min	5min	6min

Match No.: 23 Table: 2

Umpires: SHIBATA Keiko (JPN) NG Tsz Kin (HKG)

Player Statistics	McKIBBIN Aaron (GBR)						KARLSSON Linus (SWE)					
	Game					Match	Game					Match
	1	2	3	4	5		1	2	3	4	5	
Points won	11	7	9	11	11	49	5	11	11	6	5	38
Biggest lead	6	-	3	8	7	8	3	4	2	1	-	4
Points won on own serve	6	3	5	7	5	26	3	4	6	4	2	19
Points lost on own serve	2	7	5	2	3	19	5	4	4	4	6	23
Most consecutive points won	7	2	3	9	5	9	3	3	3	3	2	3
Greatest deficit overcome	3	-	-	1	-	3	-	-	3	-	-	3
Handedness/Grip	/						/					

Game/Match Statistics	Game					Match
	1	2	3	4	5	
Longest rally (strokes)	11	9	12	8	10	12
Average rally	5	4	4	5	4	4

### Game Progress

1	McKIBBIN Aaron (GBR)	0	0	*0	0	1	2	*3	4	5	6	*7	7	8	8	*9	10	11				
	KARLSSON Linus (SWE)	*0	1	2	3	*3	3	3	3	*3	3	3	4	*4	5	5	5	5				
2	McKIBBIN Aaron (GBR)	*0	0	0	1	*1	2	2	3	*4	4	4	4	*5	5	6	6	*6	7	7		
	KARLSSON Linus (SWE)	0	1	*2	2	3	3	*4	4	4	5	*6	7	7	8	*8	9	10	10	11		
3	McKIBBIN Aaron (GBR)	0	0	*1	2	3	3	*4	5	5	5	*5	6	7	7	*8	8	8	9	*9	9	9
	KARLSSON Linus (SWE)	*0	1	1	1	*1	2	2	2	*3	4	5	5	*5	6	6	7	*8	8	9	10	11
4	McKIBBIN Aaron (GBR)	*0	0	1	2	*3	4	5	6	*7	8	9	9	*9	9	10	10	*10	11			
	KARLSSON Linus (SWE)	0	1	*1	1	1	1	*1	1	1	1	*1	2	3	4	*4	5	6	6			
5	McKIBBIN Aaron (GBR)	0	1	*2	2	3	4	*4	5	6	7	*8	9	9	9	*10	10	11				
	KARLSSON Linus (SWE)	*0	0	0	1	*1	1	2	2	*2	2	2	2	*3	4	4	5	5				

### Note:

The "Greatest deficit overcome" only applies when the player ends up winning the game.

### Legend:

\* Server

No. Number



## Match Results

試合結果

**BOUVAIS Thomas (FRA) 3-1 CSONKA Andras (HUN)**

Game Summary		Match	Game 1	Game 2	Game 3	Game 4	Game 5
BOUVAIS Thomas	FRA	3	9	11	14	11	
CSONKA Andras	HUN	1	11	8	12	9	
Duration:		40min	7min	8min	12min	8min	

Match No.: 24 Table: 1

Umpires: IOKI Setsuko (JPN) ALIOTTA Esther (USA)

Player Statistics	BOUVAIS Thomas (FRA)					Match	CSONKA Andras (HUN)					Match
	Game						Game					
	1	2	3	4	5		1	2	3	4	5	
Points won	9	11	14	11		45	11	8	12	9		40
Biggest lead	1	3	2	2		3	3	-	3	3		3
Points won on own serve	5	7	7	8		27	6	6	6	7		25
Points lost on own serve	5	2	6	2		15	4	4	7	3		18
Most consecutive points won	3	3	5	3		5	3	2	5	3		5
Greatest deficit overcome	-	-	3	3		3	1	-	-	-		1
Handedness/Grip	/						/					

Game/Match Statistics	Game					Match
	1	2	3	4	5	
Longest rally (strokes)	9	11	11	10		11
Average rally	4	5	6	5		5

### Game Progress

1	BOUVAIS Thomas (FRA)	*0	1	1	1	*1	2	3	3	*3	3	4	5	*6	6	7	7	*8	8	8	9	9					
	CSONKA Andras (HUN)	0	0	*1	2	3	3	*3	4	5	6	*6	6	6	7	*7	8	8	9	*10	10	11					
2	BOUVAIS Thomas (FRA)	0	1	*1	2	3	3	*3	4	5	6	*6	6	7	7	*8	8	9	10	*10	11						
	CSONKA Andras (HUN)	*0	0	1	1	*1	2	3	3	*3	3	4	5	*5	6	6	7	*7	7	8	8						
3	BOUVAIS Thomas (FRA)	*0	0	0	0	*1	2	3	4	*5	5	5	5	*5	5	6	7	*7	8	8	9	*10	11	*11	12	*12	13
	CSONKA Andras (HUN)	0	1	*2	3	3	3	*3	3	3	4	*5	6	7	8	*8	8	9	9	*10	10	10	*10	11	*11	12	*12
		14																									
		12																									
4	BOUVAIS Thomas (FRA)	0	0	*0	0	1	1	*2	2	3	4	*4	5	6	6	*6	7	8	9	*9	10	11					
	CSONKA Andras (HUN)	*0	1	2	3	*3	4	4	5	*5	5	6	6	*6	7	8	8	*8	8	9	9	9					

**Note:**  
The "Greatest deficit overcome" only applies when the player ends up winning the game.

**Legend:**  
\* Server  
No. Number



## Match Results 試合結果

WANGPHONPHATHANASIRI Phisit (THA) **0-3** PENG Weinan (CHN)

Game Summary		Match	Game 1	Game 2	Game 3	Game 4	Game 5
WANGPHONPHATHANASIRI Phisit	THA	0	3	4	10		
PENG Weinan	CHN	3	11	11	12		
Duration:		18min	4min	4min	8min		

Match No.: 25 Table: 3

Umpires: DZIOBA Grzegorz (CAN) BENCSIK Imre (HUN)

Player Statistics	WANGPHONPHATHANASIRI Phisit (THA)					Match	PENG Weinan (CHN)					Match
	Game						Game					
	1	2	3	4	5		1	2	3	4	5	
Points won	3	4	10			17	11	11	12			34
Biggest lead	-	-	-			-	8	8	6			8
Points won on own serve	2	4	6			12	7	7	7			21
Points lost on own serve	4	4	5			13	1	0	4			5
Most consecutive points won	1	2	4			4	4	7	6			7
Greatest deficit overcome	-	-	-			-	-	-	-			-
Handedness/Grip	/						/					

Game/Match Statistics	Game					Match
	1	2	3	4	5	
Longest rally (strokes)	7	14	7			14
Average rally	4	5	4			4

### Game Progress

1	WANGPHONPHATHANASIRI Phisit (THA)	0	0	*1	1	1	1	*1	2	2	2	*2	2	3	3	3									
	PENG Weinan (CHN)	*0	1	1	2	*3	4	5	5	*6	7	8	9	*9	10	11									
2	WANGPHONPHATHANASIRI Phisit (THA)	*0	0	1	1	*1	2	2	2	*2	2	2	2	*2	3	4	4								
	PENG Weinan (CHN)	0	1	*1	2	3	3	*4	5	6	7	*8	9	10	10	*10	11								
3	WANGPHONPHATHANASIRI Phisit (THA)	0	0	*0	0	0	0	*0	1	2	2	*2	3	4	5	*6	6	6	7	*8	9	10	*10	10	
	PENG Weinan (CHN)	*0	1	2	3	*4	5	6	6	*6	7	8	8	*8	8	8	9	*10	10	10	10	10	*10	11	12

### Note:

The "Greatest deficit overcome" only applies when the player ends up winning the game.

### Legend:

\* Server

No. Number



## Match Results 試合結果

NIKOLENKO Maksym (UKR) 3-1 YE Chao Qun (CHN)

Game Summary		Match	Game 1	Game 2	Game 3	Game 4	Game 5
NIKOLENKO Maksym	UKR	3	8	11	11	11	
YE Chao Qun	CHN	1	11	7	8	6	
Duration:		33min	7min	7min	8min	7min	

Match No.: 28 Table: 4

Umpires: BOGREN Ingrid (SWE) PICHARDO Luz (DOM)

Player Statistics	NIKOLENKO Maksym (UKR)					Match	YE Chao Qun (CHN)					Match
	Game						Game					
	1	2	3	4	5		1	2	3	4	5	
Points won	8	11	11	11		41	11	7	8	6		32
Biggest lead	3	5	4	5		5	3	2	-	-		3
Points won on own serve	5	4	6	5		20	6	3	4	3		16
Points lost on own serve	5	4	4	3		16	3	7	5	6		21
Most consecutive points won	2	6	4	3		6	6	7	3	1		7
Greatest deficit overcome	-	2	-	-		2	3	-	-	-		3
Handedness/Grip	/						/					

Game/Match Statistics	Game					Match
	1	2	3	4	5	
Longest rally (strokes)	17	13	13	11		17
Average rally	6	6	6	5		6

### Game Progress

1	NIKOLENKO Maksym (UKR)	*0	1	2	2	*3	3	4	5	*5	5	5	5	*5	5	6	7	*7	7	8	8
	YE Chao Qun (CHN)	0	0	*0	1	1	2	*2	2	3	4	*5	6	7	8	*8	8	9	10	*10	11
2	NIKOLENKO Maksym (UKR)	0	1	*2	3	4	5	*5	5	5	5	*5	5	5	6	*7	8	9	10	11	
	YE Chao Qun (CHN)	*0	0	0	0	*0	0	1	2	*3	4	5	6	*7	7	7	7	*7	7	7	
3	NIKOLENKO Maksym (UKR)	*0	1	2	3	*4	4	5	5	*5	6	7	7	*7	7	8	9	*10	10	10	11
	YE Chao Qun (CHN)	0	0	*0	0	0	1	*1	2	3	3	*3	4	5	6	*6	6	6	7	*8	8
4	NIKOLENKO Maksym (UKR)	0	1	*2	2	3	3	*4	5	5	6	*6	7	8	9	*9	10	10	11		
	YE Chao Qun (CHN)	*0	0	0	1	*1	2	2	2	*3	3	4	4	*4	4	5	5	*6	6		

### Note:

The "Greatest deficit overcome" only applies when the player ends up winning the game.

### Legend:

\* Server

No. Number





## Match Results

試合結果

ANDERSSON Emil (SWE) 0-3 WILSON Ross (GBR)

Game Summary		Match	Game 1	Game 2	Game 3	Game 4	Game 5
ANDERSSON Emil	SWE	0	4	11	13		
WILSON Ross	GBR	3	11	13	15		
Duration:		32min	6min	12min	14min		

Match No.: 29 Table: 2

Umpires: HIGASHIJIMA Masae (JPN) IGARASHI Kumiko (JPN)

Player Statistics	ANDERSSON Emil (SWE)					Match	WILSON Ross (GBR)					Match
	Game						Game					
	1	2	3	4	5		1	2	3	4	5	
Points won	4	11	13			28	11	13	15			39
Biggest lead	-	4	1			4	7	3	4			7
Points won on own serve	3	7	7			17	6	8	8			22
Points lost on own serve	5	5	7			17	1	4	6			11
Most consecutive points won	2	5	4			5	6	6	4			6
Greatest deficit overcome	-	-	-			-	-	4	1			4
Handedness/Grip	/						/					

Game/Match Statistics	Game					Match
	1	2	3	4	5	
Longest rally (strokes)	9	7	9			9
Average rally	4	4	4			4

### Game Progress

1	ANDERSSON Emil (SWE)	*0	0	1	1	*1	1	2	2	*3	4	4	4	*4	4	4	4											
	WILSON Ross (GBR)	0	1	*1	2	3	4	*4	5	5	5	*6	7	8	9	*10	11											
2	ANDERSSON Emil (SWE)	0	0	*0	0	1	2	*3	3	4	5	*6	7	8	8	*8	8	8	8	*8	9	10	*10	11	*11	11		
	WILSON Ross (GBR)	*0	1	2	3	*3	3	3	4	*4	4	4	4	*4	5	6	7	*8	9	10	10	*10	11	*11	12	13		
3	ANDERSSON Emil (SWE)	*0	0	1	2	*2	2	3	3	*3	3	3	4	*5	5	6	6	*7	8	9	10	*10	10	*11	12	*12	13	
	WILSON Ross (GBR)	0	1	*1	1	2	3	*3	4	5	6	*7	7	7	8	*8	9	9	9	*9	9	10	*11	11	*11	12	*12	
		*13	13	13																								
		13	*14	15																								

**Note:**  
The "Greatest deficit overcome" only applies when the player ends up winning the game.

**Legend:**  
\* Server  
No. Number



Match Results  
試合結果

GRUDZIEN Piotr (POL) 2-3 SHILTON Billy (GBR)

Game Summary		Match	Game 1	Game 2	Game 3	Game 4	Game 5
GRUDZIEN Piotr	POL	2	16	8	11	8	6
SHILTON Billy	GBR	3	14	11	7	11	11
Duration:		49min	13min	8min	7min	9min	9min

Match No.: 26 Table: 1

Umpires: ZAKI Khaled (EGY) FOUCHARD Frederic (FRA)

Player Statistics	GRUDZIEN Piotr (POL)						SHILTON Billy (GBR)					
	Game					Match	Game					Match
	1	2	3	4	5		1	2	3	4	5	
Points won	16	8	11	8	6	49	14	11	7	11	11	54
Biggest lead	2	2	4	2	1	4	2	3	1	4	5	5
Points won on own serve	10	5	4	6	2	27	9	6	3	7	5	30
Points lost on own serve	5	5	4	4	6	24	6	3	7	2	4	22
Most consecutive points won	3	2	3	3	3	3	2	4	3	3	6	6
Greatest deficit overcome	2	-	1	-	-	2	-	2	-	2	1	2
Handedness/Grip	/						/					

Game/Match Statistics	Game					Match
	1	2	3	4	5	
Longest rally (strokes)	10	9	9	12	11	12
Average rally	3	4	4	4	5	4

Game Progress

1 GRUDZIEN Piotr (POL)	0	0	*0	1	2	2	*2	3	4	4	*5	6	6	7	*8	8	9	9	*9	10	10	*10	11	*12	12	*13
SHILTON Billy (GBR)	*0	1	2	2	*2	3	4	4	*4	5	5	5	*6	6	6	7	*7	8	9	9	*10	11	*11	11	*12	12
	13	*13	14	*15	16																					
	*13	14	*14	14	14																					
2 GRUDZIEN Piotr (POL)	*0	1	1	2	*3	3	3	3	*3	4	5	5	*5	6	7	7	*8	8	8	8	8	8	8	8	8	
SHILTON Billy (GBR)	0	0	*1	1	1	2	*3	4	5	5	*5	6	7	7	*7	8	8	9	*10	11						
3 GRUDZIEN Piotr (POL)	0	1	*2	2	2	2	*3	4	5	5	*6	7	7	7	*8	8	9	10	11							
SHILTON Billy (GBR)	*0	0	0	1	*2	3	3	3	*3	4	4	4	*5	6	6	7	*7	7	7	7						
4 GRUDZIEN Piotr (POL)	*0	1	2	2	*2	3	3	3	*3	4	4	4	*4	5	5	6	*7	8	8	8	8	8	8	8	8	
SHILTON Billy (GBR)	0	0	*0	1	2	2	*3	4	5	5	*6	7	8	8	*9	9	9	9	9	*10	11					
5 GRUDZIEN Piotr (POL)	0	0	*1	1	1	2	*3	4	4	5	*5	5	5	5	*5	5	6	6	6	6	6	6	6	6	6	
SHILTON Billy (GBR)	*0	1	1	2	*3	3	3	3	*4	4	5	6	*7	8	9	10	*10	11								

Note:

The "Greatest deficit overcome" only applies when the player ends up winning the game.

Legend:

\* Server

No. Number



## Match Results 試合結果

**DIDUKH Viktor (UKR) 3-1 McKIBBIN Aaron (GBR)**

Game Summary		Match	Game 1	Game 2	Game 3	Game 4	Game 5
DIDUKH Viktor	UKR	3	8	11	11	13	
McKIBBIN Aaron	GBR	1	11	8	5	11	
Duration:		33min	7min	7min	6min	10min	

Match No.: 30 Table: 1

Umpires: FOUCHARD Frederic (FRA) TANAKA Rieko (JPN)

Player Statistics	DIDUKH Viktor (UKR)					Match	McKIBBIN Aaron (GBR)					Match
	Game						Game					
	1	2	3	4	5		1	2	3	4	5	
Points won	8	11	11	13		43	11	8	5	11		35
Biggest lead	2	3	6	2		6	3	-	-	7		7
Points won on own serve	3	5	6	5		19	5	3	3	4		15
Points lost on own serve	6	5	2	7		20	5	6	5	8		24
Most consecutive points won	5	3	4	6		6	5	3	2	8		8
Greatest deficit overcome	-	-	-	7		7	2	-	-	-		2
Handedness/Grip	/						/					

Game/Match Statistics	Game					Match
	1	2	3	4	5	
Longest rally (strokes)	12	13	9	11		13
Average rally	5	5	5	4		5

### Game Progress

1	DIDUKH Viktor (UKR)	0	0	*0	1	1	1	*2	3	4	5	*6	6	6	7	*8	8	8	8	*8	8					
	McKIBBIN Aaron (GBR)	*0	1	2	2	*3	4	4	4	*4	4	4	5	*6	6	6	7	*8	9	10	11					
2	DIDUKH Viktor (UKR)	*0	1	1	2	*3	4	4	4	*5	6	6	6	*6	7	7	8	*9	10	10	11					
	McKIBBIN Aaron (GBR)	0	0	*1	1	1	1	*2	3	3	3	*4	5	6	6	*7	7	7	7	*8	8					
3	DIDUKH Viktor (UKR)	0	1	*2	3	4	4	*5	5	6	7	*8	8	9	9	*9	10	11								
	McKIBBIN Aaron (GBR)	*0	0	0	0	*0	1	1	2	*2	2	2	3	*3	4	5	5	5								
4	DIDUKH Viktor (UKR)	*0	0	1	2	*2	2	2	2	*2	2	2	2	*3	4	4	5	*6	7	8	9	*10	10	*11	12	13
	McKIBBIN Aaron (GBR)	0	1	*1	1	2	3	*4	5	6	7	*8	9	9	9	*10	10	10	10	*10	10	10	*11	11	*11	11

### Note:

The "Greatest deficit overcome" only applies when the player ends up winning the game.

### Legend:

\* Server No. Number



## Match Results

試合結果

BOUVAIS Thomas (FRA) 0-3 PENG Weinan (CHN)

Game Summary		Match	Game 1	Game 2	Game 3	Game 4	Game 5
BOUVAIS Thomas	FRA	0	7	11	9		
PENG Weinan	CHN	3	11	13	11		
Duration:		26min	6min	7min	4min		

Match No.: 31 Table: 3

Umpires: GULLBERG Jens (DEN) IBA Yoko (JPN)

Player Statistics	BOUVAIS Thomas (FRA)					Match	PENG Weinan (CHN)					Match
	Game						Game					
	1	2	3	4	5		1	2	3	4	5	
Points won	7	11	9			27	11	13	11			35
Biggest lead	2	3	-			3	4	2	6			6
Points won on own serve	4	8	5			17	7	9	6			22
Points lost on own serve	4	4	5			13	3	3	4			10
Most consecutive points won	3	3	4			4	6	3	3			6
Greatest deficit overcome	-	-	-			-	2	3	-			3
Handedness/Grip	/						/					

Game/Match Statistics	Game					Match
	1	2	3	4	5	
Longest rally (strokes)	11	8	8			11
Average rally	5	4	4			4

### Game Progress

1	BOUVAIS Thomas (FRA)	0	0	*1	2	3	3	*4	4	4	4	*4	4	4	5	*5	6	7	7	7						
	PENG Weinan (CHN)	*0	1	1	1	*1	2	2	3	*4	5	6	7	*8	8	9	9	*9	10	11						
2	BOUVAIS Thomas (FRA)	*0	1	2	3	*3	3	4	4	*4	4	5	5	*5	6	7	8	*8	9	10	10	*10	10	*11	11	11
	PENG Weinan (CHN)	0	0	*0	0	1	2	*2	3	4	5	*5	6	7	7	*7	7	8	8	*8	9	10	*11	11	*12	13
3	BOUVAIS Thomas (FRA)	0	0	*0	0	1	1	*1	1	2	3	*3	3	3	4	*5	6	7	7	*8	9	9				
	PENG Weinan (CHN)	*0	1	2	3	*3	4	5	6	*6	6	7	8	*9	9	9	9	*9	10	10	10	10	11			

**Note:**  
The "Greatest deficit overcome" only applies when the player ends up winning the game.

**Legend:**  
\* Server  
No. Number



## Match Results 試合結果

NIKOLENKO Maksym (UKR) 3-1 WILSON Ross (GBR)

Game Summary		Match	Game 1	Game 2	Game 3	Game 4	Game 5
NIKOLENKO Maksym	UKR	3	11	9	15	11	
WILSON Ross	GBR	1	9	11	13	7	
Duration:		45min	10min	9min	14min	8min	

Match No.: 32 Table: 2

Umpires: BOGREN Ingrid (SWE) FERREIRA Maria (BRA)

Player Statistics	NIKOLENKO Maksym (UKR)					Match	WILSON Ross (GBR)					Match
	Game						Game					
	1	2	3	4	5		1	2	3	4	5	
Points won	11	9	15	11		46	9	11	13	7		40
Biggest lead	2	2	2	4		4	2	3	3	-		3
Points won on own serve	7	4	7	6		24	6	5	6	3		20
Points lost on own serve	3	6	7	4		20	4	5	8	5		22
Most consecutive points won	3	3	5	3		5	2	5	4	2		5
Greatest deficit overcome	2	-	3	-		3	-	2	-	-		2
Handedness/Grip						/						/

Game/Match Statistics	Game					Match
	1	2	3	4	5	
Longest rally (strokes)	15	9	11	10		15
Average rally	6	5	5	5		5

### Game Progress

1	NIKOLENKO Maksym (UKR)	0	1	*1	1	2	2	*2	3	4	4	*5	5	6	7	*8	8	9	9	*9	10	11					
	WILSON Ross (GBR)	*0	0	1	2	*2	3	4	4	*4	5	5	6	*6	6	6	7	*7	8	9	9	9					
2	NIKOLENKO Maksym (UKR)	*0	1	1	1	*2	3	4	4	*4	4	4	4	*5	6	6	7	*8	8	8	9	9					
	WILSON Ross (GBR)	0	0	*1	2	2	2	*2	3	4	5	*6	7	7	7	*8	8	8	9	*10	10	11					
3	NIKOLENKO Maksym (UKR)	0	1	*1	1	2	3	*3	3	3	3	*4	5	6	7	*8	8	8	9	*10	10	10	*10	11	*11	12	*12
	WILSON Ross (GBR)	*0	0	1	2	*2	2	3	4	*5	6	6	6	*6	6	6	7	*8	8	8	9	*10	11	*11	12	*12	13
		13	*14	15																							
		*13	13	13																							
4	NIKOLENKO Maksym (UKR)	*0	1	1	2	*2	3	3	4	*5	6	6	6	*7	7	8	8	*9	10	11							
	WILSON Ross (GBR)	0	0	*1	1	2	2	*3	3	3	3	*4	5	5	6	*6	7	7	7	7							

### Note:

The "Greatest deficit overcome" only applies when the player ends up winning the game.

### Legend:

\* Server No. Number



## Match Results

試合結果

SHILTON Billy (GBR) 0-3 ZHAO Shuai (CHN)

Game Summary		Match	Game 1	Game 2	Game 3	Game 4	Game 5
SHILTON Billy	GBR	0	9	8	12		
ZHAO Shuai	CHN	3	11	11	14		
Duration:		24min	6min	6min	10min		

Match No.: 33 Table: 4

Umpires: DZIOBA Grzegorz (CAN) BYSTRICAN Marian (SVK)

Player Statistics	SHILTON Billy (GBR)					Match	ZHAO Shuai (CHN)					Match
	Game						Game					
	1	2	3	4	5		1	2	3	4	5	
Points won	9	8	12			29	11	11	14			36
Biggest lead	-	-	-			-	5	3	5			5
Points won on own serve	5	4	9			18	6	5	10			21
Points lost on own serve	5	6	4			15	4	4	3			11
Most consecutive points won	4	2	4			4	5	3	4			5
Greatest deficit overcome	-	-	-			-	-	-	-			-
Handedness/Grip	/						/					

Game/Match Statistics	Game					Match
	1	2	3	4	5	
Longest rally (strokes)	12	13	15			15
Average rally	6	5	5			5

### Game Progress

1	SHILTON Billy (GBR)	0	0	*1	1	1	1	*1	1	2	3	*3	4	4	4	*5	6	7	8	*8	9	9					
	ZHAO Shuai (CHN)	*0	1	1	2	*3	4	5	6	*6	6	7	7	*8	9	9	9	*9	9	10	10	11					
2	SHILTON Billy (GBR)	*0	0	1	1	*2	2	3	3	*3	4	4	5	*6	6	6	6	*7	7	8	8						
	ZHAO Shuai (CHN)	0	1	*1	2	2	3	*3	4	5	5	*6	6	6	7	*8	9	9	10	*10	11						
3	SHILTON Billy (GBR)	0	0	*0	1	1	1	*1	1	2	3	*4	5	5	5	*5	6	7	7	*8	9	10	*10	11	*11	12	*12
	ZHAO Shuai (CHN)	*0	1	2	2	*3	4	5	6	*6	6	6	6	*7	8	9	9	*9	10	10	10	*10	11	*11	12	*12	13
		12																									
		14																									

**Note:**  
The "Greatest deficit overcome" only applies when the player ends up winning the game.

**Legend:**  
\* Server No. Number



Match Results  
試合結果

DIDUKH Viktor (UKR) 3-2 PENG Weinan (CHN)

Game Summary		Match	Game 1	Game 2	Game 3	Game 4	Game 5
DIDUKH Viktor	UKR	3	12	12	8	7	11
PENG Weinan	CHN	2	10	10	11	11	3
Duration:		39min	9min	8min	7min	6min	6min

Match No.: 34 Table: 1

Umpires: ALIOTTA Esther (USA) CHOI Chang Seong (KOR)

Player Statistics	DIDUKH Viktor (UKR)						PENG Weinan (CHN)					
	Game					Match	Game					Match
	1	2	3	4	5		1	2	3	4	5	
Points won	12	12	8	7	11	50	10	10	11	11	3	45
Biggest lead	4	3	-	2	9	9	2	1	3	4	-	4
Points won on own serve	7	6	3	4	4	24	6	5	5	5	1	22
Points lost on own serve	4	5	6	6	2	23	5	6	5	3	7	26
Most consecutive points won	4	4	2	2	7	7	4	4	3	3	2	4
Greatest deficit overcome	2	1	-	-	-	2	-	-	-	2	-	2
Handedness/Grip	/						/					

Game/Match Statistics	Game					Match
	1	2	3	4	5	
Longest rally (strokes)	9	7	8	8	10	10
Average rally	4	4	4	4	5	4

Game Progress

1	DIDUKH Viktor (UKR)	0	1	*1	2	2	3	*4	5	6	6	*6	7	7	7	*8	8	8	8	*8	9	10	*11	12
	PENG Weinan (CHN)	*0	0	1	1	*2	2	2	2	*2	3	4	4	*5	6	6	7	*8	9	10	10	*10	10	10
2	DIDUKH Viktor (UKR)	*0	1	1	2	*2	2	3	3	*4	4	5	6	*7	8	8	8	*8	8	9	9	*10	11	12
	PENG Weinan (CHN)	0	0	*1	1	2	3	*3	4	4	5	*5	5	5	5	*6	7	8	9	*9	10	10	*10	10
3	DIDUKH Viktor (UKR)	0	0	*1	1	1	1	*2	2	3	4	*4	4	5	6	*6	6	7	7	*8	8			
	PENG Weinan (CHN)	*0	1	1	2	*3	4	4	5	*5	5	6	7	*7	7	8	9	*9	10	10	11			
4	DIDUKH Viktor (UKR)	*0	1	2	2	*2	3	3	3	*3	4	4	4	*5	5	5	6	*7	7	7				
	PENG Weinan (CHN)	0	0	*0	1	2	2	*3	4	5	5	*6	7	7	8	*9	9	9	10	11				
5	DIDUKH Viktor (UKR)	0	1	*2	3	3	4	*5	6	7	8	*9	10	10	10	11								
	PENG Weinan (CHN)	*0	0	0	0	*1	1	1	1	*1	1	1	1	*2	3	3								

Note:  
The "Greatest deficit overcome" only applies when the player ends up winning the game.

Legend:  
\* Server No. Number



## Match Results

試合結果

NIKOLENKO Maksym (UKR) 1-3 ZHAO Shuai (CHN)

Game Summary		Match	Game 1	Game 2	Game 3	Game 4	Game 5
NIKOLENKO Maksym	UKR	1	9	11	11	9	
ZHAO Shuai	CHN	3	11	13	7	11	
Duration:		32min	7min	8min	6min	8min	

Match No.: 35 Table: 3

Umpires: FUJIMOTO Shigeko (JPN) IGARASHI Kumiko (JPN)

Player Statistics	NIKOLENKO Maksym (UKR)					Match	ZHAO Shuai (CHN)					Match
	Game						Game					
	1	2	3	4	5		1	2	3	4	5	
Points won	9	11	11	9		40	11	13	7	11		42
Biggest lead	4	1	6	1		6	2	5	-	3		5
Points won on own serve	4	5	5	6		20	5	6	4	7		22
Points lost on own serve	6	7	3	4		20	5	6	6	3		20
Most consecutive points won	5	4	4	2		5	5	5	3	3		5
Greatest deficit overcome	-	-	-	-		-	4	1	-	1		4
Handedness/Grip	/						/					

Game/Match Statistics	Game					Match
	1	2	3	4	5	
Longest rally (strokes)	9	16	16	20		20
Average rally	5	5	6	6		5

### Game Progress

1	NIKOLENKO Maksym (UKR)	0	0	*1	1	2	3	*4	5	6	6	*7	7	8	8	*8	8	8	8	*9	9	9				
	ZHAO Shuai (CHN)	*0	1	1	2	*2	2	2	2	*2	3	3	4	*4	5	6	7	*8	9	9	10	11				
2	NIKOLENKO Maksym (UKR)	*0	0	1	1	*1	1	1	1	*2	2	3	4	*4	5	6	7	*8	8	9	10	*10	10	*11	11	11
	ZHAO Shuai (CHN)	0	1	*1	2	3	4	*5	6	6	7	*7	7	8	8	*8	8	8	9	*9	9	10	*11	11	*12	13
3	NIKOLENKO Maksym (UKR)	0	1	*2	3	3	4	*5	6	7	7	*7	7	8	8	*9	10	10	10	11						
	ZHAO Shuai (CHN)	*0	0	0	0	*1	1	1	1	*1	2	3	4	*4	5	5	5	*6	7	7						
4	NIKOLENKO Maksym (UKR)	*0	0	1	2	*2	3	3	3	*3	4	5	5	*5	5	6	7	*7	7	8	9	9				
	ZHAO Shuai (CHN)	0	1	*1	1	2	2	*3	4	5	5	*5	6	7	8	*8	8	9	10	*10	10	11				

### Note:

The "Greatest deficit overcome" only applies when the player ends up winning the game.

### Legend:

\* Server No. Number





## Match Results

試合結果

DIDUKH Viktor (UKR) 1-3 ZHAO Shuai (CHN)

Game Summary		Match	Game 1	Game 2	Game 3	Game 4	Game 5
DIDUKH Viktor	UKR	1	15	7	11	10	
ZHAO Shuai	CHN	3	17	11	6	12	
Duration:		34min	11min	6min	7min	8min	

Match No.: 36 Table: 2

Umpires: RASINEN Asko (FIN) KRMEJ Milana (SLO)

Player Statistics	DIDUKH Viktor (UKR)					Match	ZHAO Shuai (CHN)					Match
	Game						Game					
	1	2	3	4	5		1	2	3	4	5	
Points won	15	7	11	10		43	17	11	6	12		46
Biggest lead	4	1	7	-		7	2	5	-	2		5
Points won on own serve	8	5	5	4		22	9	8	2	5		24
Points lost on own serve	8	3	4	7		22	7	2	6	6		21
Most consecutive points won	2	2	5	2		5	5	4	3	2		5
Greatest deficit overcome	-	-	-	-		-	4	1	-	-		4
Handedness/Grip	/						/					

Game/Match Statistics	Game					Match
	1	2	3	4	5	
Longest rally (strokes)	9	7	17	9		17
Average rally	5	5	5	5		5

### Game Progress

1	DIDUKH Viktor (UKR)	*0	1	2	2	*3	4	4	4	*5	6	6	7	*7	8	9	9	*10	10	10	10	*10	10	*11	11	*12	13
	ZHAO Shuai (CHN)	0	0	*0	1	1	1	*2	3	3	3	*4	4	5	5	*5	6	6	7	*8	9	10	*10	11	*11	12	*12
		*13	13	*14	15	*15	15	15																			
		13	*14	14	*14	15	*16	17																			
2	DIDUKH Viktor (UKR)	0	0	*0	1	2	2	*3	4	4	4	*4	5	5	5	*5	5	6	7	7							
	ZHAO Shuai (CHN)	*0	1	2	2	*2	3	3	3	*4	5	6	6	*7	8	9	10	*10	10	11							
3	DIDUKH Viktor (UKR)	*0	1	2	3	*4	5	5	6	*7	7	8	9	*9	9	9	10	*10	11								
	ZHAO Shuai (CHN)	0	0	*0	0	0	0	*1	1	1	2	*2	2	3	4	*5	5	6	6								
4	DIDUKH Viktor (UKR)	0	0	*1	1	2	2	*2	3	3	4	*5	5	6	6	*7	7	7	8	*9	9	10	*10	10			
	ZHAO Shuai (CHN)	*0	1	1	2	*2	3	4	4	*5	5	5	6	*6	7	7	8	*9	9	9	10	*10	11	12			

### Note:

The "Greatest deficit overcome" only applies when the player ends up winning the game.

### Legend:

\* Server

No. Number



## Player Statistics

プレーヤーの統計

As of MON 30 AUG 2021

Players	NPC Code	Matches				Games				Match Duration		
		Played	Won	Lost	%Won	Played	Won	Lost	%Won	All	Average	
ANDERSSON Emil	SWE	3	1	2	33%	9	3	6	33%	1h18min	26min	
		Points Won				Points Lost						
		Total	Own Serve: 47			Most Consecutive: 5		Total	Own Serve: 42			Most Consecutive: 7
		79	Opp. Serve: 32			GDO: 2		101	Opp. Serve: 59			GLL: 4
BERTHIER Clement	FRA	Matches				Games				Match Duration		
		Played	Won	Lost	%Won	Played	Won	Lost	%Won	All	Average	
		2	0	2	0%	6	0	6	0%	46min	23min	
		Points Won				Points Lost						
Total	Own Serve: 24			Most Consecutive: 4		Total	Own Serve: 33			Most Consecutive: 7		
44	Opp. Serve: 20			GDO: 0		70	Opp. Serve: 37			GLL: 3		
BOUVAIS Thomas	FRA	Matches				Games				Match Duration		
		Played	Won	Lost	%Won	Played	Won	Lost	%Won	All	Average	
		4	3	1	75%	13	9	4	69%	1h48min	27min	
		Points Won				Points Lost						
Total	Own Serve: 82			Most Consecutive: 7		Total	Own Serve: 41			Most Consecutive: 6		
138	Opp. Serve: 56			GDO: 3		112	Opp. Serve: 71			GLL: 3		
CHARITSAT Komkrit	THA	Matches				Games				Match Duration		
		Played	Won	Lost	%Won	Played	Won	Lost	%Won	All	Average	
		2	0	2	0%	6	0	6	0%	46min	23min	
		Points Won				Points Lost						
Total	Own Serve: 31			Most Consecutive: 4		Total	Own Serve: 32			Most Consecutive: 5		
52	Opp. Serve: 21			GDO: 0		70	Opp. Serve: 38			GLL: 2		
CSONKA Andras	HUN	Matches				Games				Match Duration		
		Played	Won	Lost	%Won	Played	Won	Lost	%Won	All	Average	
		3	1	2	33%	12	6	6	50%	1h46min	35min	
		Points Won				Points Lost						
Total	Own Serve: 60			Most Consecutive: 9		Total	Own Serve: 49			Most Consecutive: 6		
111	Opp. Serve: 51			GDO: 3		108	Opp. Serve: 59			GLL: 3		
DIDUKH Viktor	UKR	Matches				Games				Match Duration		
		Played	Won	Lost	%Won	Played	Won	Lost	%Won	All	Average	
		5	4	1	80%	21	13	8	62%	2h42min	32min	
		Points Won				Points Lost						
Total	Own Serve: 113			Most Consecutive: 7		Total	Own Serve: 88			Most Consecutive: 8		
219	Opp. Serve: 106			GDO: 7		183	Opp. Serve: 95			GLL: 4		
FARINLOYE Victor	NGR	Matches				Games				Match Duration		
		Played	Won	Lost	%Won	Played	Won	Lost	%Won	All	Average	
		2	0	2	0%	8	2	6	25%	54min	27min	
		Points Won				Points Lost						
Total	Own Serve: 35			Most Consecutive: 4		Total	Own Serve: 38			Most Consecutive: 6		
63	Opp. Serve: 28			GDO: 3		85	Opp. Serve: 47			GLL: 2		



## Player Statistics

プレーヤーの統計

As of MON 30 AUG 2021

Players	NPC Code	Matches				Games				Match Duration	
		Played	Won	Lost	%Won	Played	Won	Lost	%Won	All	Average
GRUDZIEN Piotr	POL	3	2	1	67%	11	8	3	73%	1h38min	33min
		Points Won				Points Lost					
		Total	Own Serve: 65		Most Consecutive: 5		Total	Own Serve: 40		Most Consecutive: 6	
		118	Opp. Serve: 53		GDO: 2		96	Opp. Serve: 56		GLL: 2	
GUARNIERI MANARA L	BRA	Matches				Games				Match Duration	
		Played	Won	Lost	%Won	Played	Won	Lost	%Won	All	Average
		2	0	2	0%	8	2	6	25%	1h7min	34min
		Points Won				Points Lost					
Total	Own Serve: 45		Most Consecutive: 6		Total	Own Serve: 46		Most Consecutive: 8			
85	Opp. Serve: 40		GDO: 4		98	Opp. Serve: 52		GLL: 4			
KARLSSON Linus	SWE	Matches				Games				Match Duration	
		Played	Won	Lost	%Won	Played	Won	Lost	%Won	All	Average
		3	2	1	67%	14	8	6	57%	1h39min	33min
		Points Won				Points Lost					
Total	Own Serve: 72		Most Consecutive: 8		Total	Own Serve: 70		Most Consecutive: 9			
139	Opp. Serve: 67		GDO: 6		146	Opp. Serve: 76		GLL: 3			
McKIBBIN Aaron	GBR	Matches				Games				Match Duration	
		Played	Won	Lost	%Won	Played	Won	Lost	%Won	All	Average
		4	2	2	50%	15	7	8	47%	1h49min	27min
		Points Won				Points Lost					
Total	Own Serve: 75		Most Consecutive: 9		Total	Own Serve: 63		Most Consecutive: 6			
138	Opp. Serve: 63		GDO: 3		135	Opp. Serve: 72		GLL: 7			
NIKOLENKO Maksym	UKR	Matches				Games				Match Duration	
		Played	Won	Lost	%Won	Played	Won	Lost	%Won	All	Average
		5	4	1	80%	20	13	7	65%	2h58min	36min
		Points Won				Points Lost					
Total	Own Serve: 106		Most Consecutive: 7		Total	Own Serve: 81		Most Consecutive: 7			
210	Opp. Serve: 104		GDO: 3		167	Opp. Serve: 86		GLL: 4			
PELLISSIER Nathan	AUS	Matches				Games				Match Duration	
		Played	Won	Lost	%Won	Played	Won	Lost	%Won	All	Average
		2	0	2	0%	6	0	6	0%	45min	23min
		Points Won				Points Lost					
Total	Own Serve: 25		Most Consecutive: 5		Total	Own Serve: 30		Most Consecutive: 5			
40	Opp. Serve: 15		GDO: 0		67	Opp. Serve: 37		GLL: 1			
PENG Weinan	CHN	Matches				Games				Match Duration	
		Played	Won	Lost	%Won	Played	Won	Lost	%Won	All	Average
		5	4	1	80%	19	14	5	74%	2h23min	29min
		Points Won				Points Lost					
Total	Own Serve: 113		Most Consecutive: 7		Total	Own Serve: 62		Most Consecutive: 7			
192	Opp. Serve: 79		GDO: 3		157	Opp. Serve: 95		GLL: 2			



## Player Statistics

プレーヤーの統計

As of MON 30 AUG 2021

Players	NPC Code	Matches				Games				Match Duration		
		Played	Won	Lost	%Won	Played	Won	Lost	%Won	All	Average	
ROMAN CHINCHILLA S	CRC	2	0	2	0%	6	0	6	0%	40min	20min	
		Points Won				Points Lost						
		Total	Own Serve: 14			Most Consecutive: 4		Total	Own Serve: 35			Most Consecutive: 9
		28	Opp. Serve: 14			GDO: 0		66	Opp. Serve: 31			GLL: 3
SHILTON Billy	GBR	4	2	2	50%	14	6	8	43%	1h57min	29min	
		Points Won				Points Lost						
		Total	Own Serve: 78			Most Consecutive: 6		Total	Own Serve: 62			Most Consecutive: 7
		136	Opp. Serve: 58			GDO: 2		142	Opp. Serve: 80			GLL: 3
WANGPHONPHATHANAS.	THA	3	1	2	33%	9	3	6	33%	50min	17min	
		Points Won				Points Lost						
		Total	Own Serve: 43			Most Consecutive: 6		Total	Own Serve: 31			Most Consecutive: 8
		67	Opp. Serve: 24			GDO: 0		82	Opp. Serve: 51			GLL: 2
WILSON Ross	GBR	4	2	2	50%	15	9	6	60%	2h25min	36min	
		Points Won				Points Lost						
		Total	Own Serve: 90			Most Consecutive: 7		Total	Own Serve: 61			Most Consecutive: 5
		159	Opp. Serve: 69			GDO: 4		143	Opp. Serve: 82			GLL: 3
YE Chao Qun	CHN	3	1	2	33%	13	6	7	46%	1h45min	35min	
		Points Won				Points Lost						
		Total	Own Serve: 65			Most Consecutive: 7		Total	Own Serve: 71			Most Consecutive: 6
		136	Opp. Serve: 71			GDO: 4		136	Opp. Serve: 65			GLL: 6
ZBORAI Gyula	HUN	2	0	2	0%	6	0	6	0%	32min	16min	
		Points Won				Points Lost						
		Total	Own Serve: 18			Most Consecutive: 3		Total	Own Serve: 31			Most Consecutive: 6
		33	Opp. Serve: 15			GDO: 0		66	Opp. Serve: 35			GLL: 1
ZHAO Shuai	CHN	5	5	0	100%	17	15	2	88%	2h2min	24min	
		Points Won				Points Lost						
		Total	Own Serve: 105			Most Consecutive: 8		Total	Own Serve: 65			Most Consecutive: 5
		190	Opp. Serve: 85			GDO: 4		147	Opp. Serve: 82			GLL: 0

**Note:**

The "Greatest deficit overcome" only applies when the player ends up winning the game and "Greatest lead lost" only when losing.

**Legend:**

**GDO** Greatest deficit overcome    **GLL** Greatest lead lost    **Opp.** Opponent's



## Tournament Statistics

トーナメントの統計

As of MON 30 AUG 2021

Statistics	Preliminaries	Round of 16	Quarterfinals	Semifinals	Finals	Total
<b>Matches</b>						
Total	21	6	4	2	1	34
Game Margin: 3:0	15 71%	2 33%	2 50%			19 56%
3:1	2 10%	2 33%	2 50%	1 50%	1 100%	8 24%
3:2	4 19%	2 33%		1 50%		7 21%
Invalid Results Mark						
Duration: Total	9h	3h22min	2h8min	1h11min	34min	16h15min
Longest	47min	49min	45min	39min	34min	49min
Shortest	16min	18min	24min	32min	34min	16min
Average	26min	34min	32min	36min	34min	29min
<b>Games</b>						
Total	73	24	14	9	4	124
Point Margin: 11						
10	1 1%					1 1%
9	1 1%					1 1%
8	5 7%	1 4%		1 11%		7 6%
7	8 11%	2 8%				10 8%
6	10 14%	2 8%	1 7%			13 10%
5	9 12%	3 13%			1 25%	13 10%
4	10 14%	3 13%	2 14%	2 22%	1 25%	18 15%
3	5 7%	5 21%	3 21%	1 11%		14 11%
2	24 33%	8 33%	8 57%	5 56%	2 50%	47 38%
Invalid Results Mark						
Duration: Total	8h10min	3h5min	1h50min	1h5min	32min	14h42min
Longest	12min	14min	14min	9min	11min	14min
Shortest	3min	4min	4min	6min	6min	3min
Average	7min	8min	8min	7min	8min	7min
<b>Points</b>						
Total	1355	466	291	177	89	2378
Per game	18.56	19.42	20.79	19.67	22.25	19.18
Most consecutive won	9	9	8	7	5	9
Greatest deficit overcome	6	4	7	4	4	7
Longest rally	33	17	15	20	17	33
Average rally	4	5	5	5	5	5

**Note:**

The "Greatest deficit overcome" only applies when the player ends up winning the game.



**Medallists**  
メダリスト

Medal	Name	NPC
GOLD	ZHAO Shuai	CHN - People's Republic of China
SILVER	DIDUKH Viktor	UKR - Ukraine
BRONZE	NIKOLENKO Maksym	UKR - Ukraine
	PENG Weinan	CHN - People's Republic of China



## Entry List by Event

種目別エントリーリスト

As of SUN 22 AUG 2021

NPC	Name	Date of Birth	Qualification Pathway	World Ranking
AUS - Australia	MA Lin	25 DEC 1989	CQ	3
BEL - Belgium	DEVOS Laurens	15 AUG 2000	CQ	1
CHN - People's Republic of China	ZHAO Yi Qing	25 JAN 1993	CQ	7
ESP - Spain	PEREZ GONZALEZ Juan	31 JAN 1969	QR	8
GBR - Great Britain	FACEY THOMPSON Ashley	31 JAN 1995	QI	13
	STACEY Joshua	25 FEB 2000	QR	12
ITA - Italy	KALEM Mohamed	27 JAN 1982	QR	6
JPN - Japan	IWABUCHI Koyo	14 DEC 1994	QR	5
MAS - Malaysia	CHEE Chaoming	5 MAR 1997	QI	14
NGR - Nigeria	AGUNBIADE Tajudeen	25 MAY 1975	CQ	9
RPC - RPC	NOZDRUNOV Iurii	13 DEC 1989	QI	11
UKR - Ukraine	KATS Lev	25 FEB 2001	QR	4
	MAI Ivan	8 NOV 1995	QT	2
USA - United States of America	LEIBOVITZ Tahl	1 JUN 1975	CQ	10

**Legend:**

<b>CQ</b>	Continental Qualification	<b>QI</b>	Qualified by Invitation	<b>QR</b>	World Ranking
<b>QT</b>	Qualification Tournament				



Draw - Preliminary Round  
トーナメント表 - 予選ラウンド

GROUP A

Match	Day	Time	Table	Name	1	2	3	Pts	Rk
3-1	25 AUG	9:40	1	1 DEVOS Laurens (BEL)		<b>3:0</b> 5,5,8	<b>3:0</b> 5,2,9	4	1
2-1	26 AUG	9:00	1						
2-3	26 AUG	19:20	1	2 PEREZ GONZALEZ Juan (ESP)	<b>0:3</b> -5,-5,-8		<b>0:3</b> -7,-7,-4	2	3
				3 LEIBOVITZ Tahl (USA)	<b>0:3</b> -5,-2,-9	<b>3:0</b> 7,7,4		3	2

GROUP B

Match	Day	Time	Table	Name	1	2	3	Pts	Rk
3-1	25 AUG	10:20	2	1 MAI Ivan (UKR)		<b>3:2</b> -4,7,-6,10,9	<b>3:0</b> 5,7,6	4	1
2-1	26 AUG	9:40	4						
2-3	26 AUG	18:40	1	2 ZHAO Yi Qing (CHN)	<b>2:3</b> 4,-7,6,-10,-9		<b>2:3</b> -7,-5,7,6,-5	2	3
				3 AGUNBIADE Tajudeen (NGR)	<b>0:3</b> -5,-7,-6	<b>3:2</b> 7,5,-7,-6,5		3	2

GROUP C

Match	Day	Time	Table	Name	1	2	3	4	Pts	Rk
3-1	25 AUG	9:40	3	1 MA Lin (AUS)		<b>3:0</b> 4,6,9	<b>3:0</b> 3,4,6	<b>3:0</b> 5,6,7	6	1
2-4	25 AUG	9:40	4							
4-3	26 AUG	9:00	3	2 KALEM Mohamed (ITA)	<b>0:3</b> -4,-6,-9		<b>2:3</b> -5,8,-7,9,-7	<b>3:0</b> 6,7,4	4	3
2-1	26 AUG	9:00	4							
1-4	26 AUG	18:40	3	3 STACEY Joshua (GBR)	<b>0:3</b> -3,-4,-6	<b>3:2</b> 5,-8,7,-9,7		<b>3:0</b> 6,8,9	5	2
2-3	26 AUG	18:40	4							
				4 CHEE Chaoming (MAS)	<b>0:3</b> -5,-6,-7	<b>0:3</b> -6,-7,-4	<b>0:3</b> -6,-8,-9		3	4

GROUP D

Match	Day	Time	Table	Name	1	2	3	4	Pts	Rk
3-1	25 AUG	10:20	1	1 KATS Lev (UKR)		<b>3:1</b> 10,9,-7,7	<b>2:3</b> -4,6,6,-8,-8	<b>3:1</b> 7,-9,8,7	5	2
2-4	25 AUG	9:40	2							
4-3	26 AUG	9:40	1	2 IWABUCHI Koyo (JPN)	<b>1:3</b> -10,-9,7,-7		<b>2:3</b> -5,-7,9,10,-8	<b>3:2</b> 6,-9,-8,9,10	4	3
2-1	26 AUG	9:00	2							
1-4	26 AUG	19:20	3	3 NOZDRUNOV Iurii (RPC)	<b>3:2</b> 4,-6,-6,8,8	<b>3:2</b> 5,7,-9,-10,8		<b>2:3</b> 8,-10,-8,9,-7	5	1
2-3	26 AUG	19:20	2							
				4 FACEY THOMPSON Ashley (GBR)	<b>1:3</b> -7,9,-8,-7	<b>2:3</b> -6,9,8,-9,-10	<b>3:2</b> -8,10,8,-9,7		4	4





Draw - Preliminary Round  
トーナメント表 - 予選ラウンド

**Qualification rule:**

First and Second from each group will qualify for the Quarterfinals.

**Legend:**

Pts	Points	Rk	Rank
-----	--------	----	------



Draw - Final Rounds  
トーナメント表 - 最終ラウンド

QUALIFIED FROM GROUPS				
Group	Rk	Name	NPC	Match Points
A	1	DEVOS Laurens	BEL	4
B	1	MAI Ivan	UKR	4
C	1	MA Lin	AUS	6
D	1	NOZDRUNOV Iurii	RPC	5
A	2	LEIBOVITZ Tahl	USA	3
B	2	AGUNBIADE Tajudeen	NGR	3
C	2	STACEY Joshua	GBR	5
D	2	KATS Lev	UKR	5

Quarterfinals	NPC Code	Semifinals	NPC Code	Finals	NPC Code
DEVOS Laurens	BEL	DEVOS Laurens	BEL	DEVOS Laurens	BEL
AGUNBIADE Tajudeen	NGR	3-0 (13:11, 13:11, 11:5)		3-2 (11:8, 8:11, 11:1, 11:13, 11:4)	
STACEY Joshua	GBR	NOZDRUNOV Iurii	RPC		
NOZDRUNOV Iurii	RPC	3-2 (8:11, 11:7, 10:12, 11:9, 11:7)			
MA Lin	AUS	MA Lin	AUS	MA Lin	AUS
KATS Lev	UKR	3-0 (11:8, 11:7, 11:7)		3-1 (12:10, 7:11, 11:6, 11:5)	
LEIBOVITZ Tahl	USA	MAI Ivan	UKR		
MAI Ivan	UKR	3-2 (11:8, 8:11, 11:3, 5:11, 11:9)			
					<b>GOLD</b>
					DEVOS Laurens BEL
					3-1 (9:11, 11:6, 11:3, 11:3)
					<b>SILVER</b>
					MA Lin AUS
					<b>BRONZE</b>
					MAI Ivan UKR
					NOZDRUNOV Iurii RPC

Legend:  
Rk Rank



## Match Results 試合結果

LEIBOVITZ Tahl (USA) 0-3 DEVOS Laurens (BEL)

Game Summary		Match	Game 1	Game 2	Game 3	Game 4	Game 5
LEIBOVITZ Tahl	USA	0	5	2	9		
DEVOS Laurens	BEL	3	11	11	11		
Duration:		16min	5min	4min	6min		

Match No.: 1 Table: 1

Umpires: KHALILI MARANDI Pari (MAS) PICHARDO Luz (DOM)

Player Statistics	LEIBOVITZ Tahl (USA)					Match	DEVOS Laurens (BEL)					Match
	Game						Game					
	1	2	3	4	5		1	2	3	4	5	
Points won	5	2	9			16	11	11	11			33
Biggest lead	1	1	2			2	6	9	2			9
Points won on own serve	4	1	4			9	7	6	5			18
Points lost on own serve	4	5	6			15	1	1	5			7
Most consecutive points won	1	1	4			4	4	10	4			10
Greatest deficit overcome	-	-	-			-	1	1	2			2
Handedness/Grip	/						/					

Game/Match Statistics	Game					Match
	1	2	3	4	5	
Longest rally (strokes)	8	6	13			13
Average rally	4	4	4			4

### Game Progress

1	LEIBOVITZ Tahl (USA)	*0	1	1	2	*2	3	3	3	*3	4	4	4	*4	4	5	5	5				
	DEVOS Laurens (BEL)	0	0	*1	1	2	2	*3	4	5	5	*6	7	8	9	*9	10	11				
2	LEIBOVITZ Tahl (USA)	0	1	*1	1	1	1	*1	1	1	1	*1	1	2	2							
	DEVOS Laurens (BEL)	*0	0	1	2	*3	4	5	6	*7	8	9	10	*10	11							
3	LEIBOVITZ Tahl (USA)	*0	0	1	1	*2	2	2	3	*4	5	6	6	*6	7	7	8	*9	9	9	9	
	DEVOS Laurens (BEL)	0	1	*1	2	2	3	*4	4	4	4	*4	5	6	6	*7	7	7	8	*9	10	11

### Note:

The "Greatest deficit overcome" only applies when the player ends up winning the game.

### Legend:

\* Server

No. Number



## Match Results

試合結果

AGUNBIADE Tajudeen (NGR) 0-3 MAI Ivan (UKR)

Game Summary		Match	Game 1	Game 2	Game 3	Game 4	Game 5
AGUNBIADE Tajudeen	NGR	0	5	7	6		
MAI Ivan	UKR	3	11	11	11		
Duration:		20min	5min	4min	4min		

Match No.: 5 Table: 2

Umpires: BYSTRICAN Marian (SVK) NG Tsz Kin (HKG)

Player Statistics	AGUNBIADE Tajudeen (NGR)					Match	MAI Ivan (UKR)					Match
	Game						Game					
	1	2	3	4	5		1	2	3	4	5	
Points won	5	7	6			18	11	11	11			33
Biggest lead	-	2	2			2	6	4	5			6
Points won on own serve	3	4	3			10	6	6	5			17
Points lost on own serve	5	5	6			16	2	3	3			8
Most consecutive points won	1	5	4			5	3	6	5			6
Greatest deficit overcome	-	-	-			-	-	2	2			2
Handedness/Grip	/						/					

Game/Match Statistics	Game					Match
	1	2	3	4	5	
Longest rally (strokes)	18	14	30			30
Average rally	5	6	8			6

### Game Progress

1	AGUNBIADE Tajudeen (NGR)	*0	0	1	1	*1	1	2	2	*2	3	3	3	*4	4	4	5	5		
	MAI Ivan (UKR)	0	1	*1	2	3	4	*4	5	6	6	*7	8	8	9	*10	10	11		
2	AGUNBIADE Tajudeen (NGR)	0	1	*1	2	2	2	*2	2	3	4	*5	6	7	7	*7	7	7	7	7
	MAI Ivan (UKR)	*0	0	1	1	*2	3	4	5	*5	5	5	5	*5	6	7	8	*9	10	11
3	AGUNBIADE Tajudeen (NGR)	*0	0	0	1	*2	3	4	4	*5	5	5	5	*5	5	6	6	*6	6	6
	MAI Ivan (UKR)	0	1	*2	2	2	2	*2	3	3	4	*5	6	7	8	*8	9	10	11	11

**Note:**  
The "Greatest deficit overcome" only applies when the player ends up winning the game.

**Legend:**  
\* Server  
No. Number



## Match Results 試合結果

STACEY Joshua (GBR) 0-3 MA Lin (AUS)

Game Summary		Match	Game 1	Game 2	Game 3	Game 4	Game 5
STACEY Joshua	GBR	0	3	4	6		
MA Lin	AUS	3	11	11	11		
Duration:		19min	5min	6min	6min		

Match No.: 2 Table: 3

Umpires: VARAYANON Chusakul (THA) DZIOBA Grzegorz (CAN)

Player Statistics	STACEY Joshua (GBR)					Match	MA Lin (AUS)					Match
	Game						Game					
	1	2	3	4	5		1	2	3	4	5	
Points won	3	4	6			13	11	11	11			33
Biggest lead	2	-	-			2	8	7	5			8
Points won on own serve	1	1	1			3	6	4	4			14
Points lost on own serve	5	7	7			19	2	3	5			10
Most consecutive points won	2	2	2			2	9	6	3			9
Greatest deficit overcome	-	-	-			-	2	-	-			2
Handedness/Grip	/						/					

Game/Match Statistics	Game					Match
	1	2	3	4	5	
Longest rally (strokes)	6	10	7			10
Average rally	4	6	4			5

### Game Progress

1	STACEY Joshua (GBR)	0	1	*2	2	2	2	*2	2	2	2	*2	2	3	3	3			
	MA Lin (AUS)	*0	0	0	1	*2	3	4	5	*6	7	8	9	*9	10	11			
2	STACEY Joshua (GBR)	*0	0	0	0	*0	0	0	1	*2	2	2	3	*3	4	4	4		
	MA Lin (AUS)	0	1	*2	3	4	5	*6	6	6	7	*8	8	9	9	*10	11		
3	STACEY Joshua (GBR)	0	0	*0	1	1	2	*3	3	3	4	*5	5	5	5	*6	6	6	6
	MA Lin (AUS)	*0	1	2	2	*3	3	3	4	*5	5	5	6	*7	8	8	9	*10	11

**Note:**  
The "Greatest deficit overcome" only applies when the player ends up winning the game.

**Legend:**  
\* Server  
No. Number



## Match Results 試合結果

**NOZDRUNOV Iurii (RPC) 3-2 KATS Lev (UKR)**

Game Summary		Match	Game 1	Game 2	Game 3	Game 4	Game 5
NOZDRUNOV Iurii	RPC	3	11	6	6	11	11
KATS Lev	UKR	2	4	11	11	8	8
Duration:		27min	5min	5min	5min	5min	6min

Match No.: 6 Table: 1

Umpires: YAMAGUCHI Yumi (JPN) KONNO Kazuko (JPN)

Player Statistics	NOZDRUNOV Iurii (RPC)						KATS Lev (UKR)					
	Game					Match	Game					Match
	1	2	3	4	5		1	2	3	4	5	
Points won	11	6	6	11	11	45	4	11	11	8	8	42
Biggest lead	7	2	-	4	3	7	-	5	5	-	-	5
Points won on own serve	6	3	3	6	6	24	2	6	5	5	4	22
Points lost on own serve	2	5	6	3	4	20	5	3	3	5	5	21
Most consecutive points won	5	2	2	4	3	5	2	5	5	3	3	5
Greatest deficit overcome	-	-	-	-	-	-	-	2	-	-	-	2
Handedness/Grip	/						/					

Game/Match Statistics	Game					Match
	1	2	3	4	5	
Longest rally (strokes)	7	12	9	11	18	18
Average rally	2	4	4	4	5	4

### Game Progress

1	NOZDRUNOV Iurii (RPC)	*0	1	2	2	*3	4	5	6	*7	7	7	8	*8	9	10	11				
	KATS Lev (UKR)	0	0	*0	1	1	1	*1	1	1	2	*3	3	4	4	*4	4				
2	NOZDRUNOV Iurii (RPC)	0	1	*2	2	2	2	*3	4	4	4	*4	5	6	6	*6	6	6			
	KATS Lev (UKR)	*0	0	0	1	*2	3	3	3	*4	5	6	6	*6	7	8	9	*10	11		
3	NOZDRUNOV Iurii (RPC)	*0	0	1	1	*1	1	1	1	*2	3	3	3	*4	5	5	5	*6	6		
	KATS Lev (UKR)	0	1	*1	2	3	4	*5	6	6	6	*7	8	8	8	*9	10	10	11		
4	NOZDRUNOV Iurii (RPC)	0	1	*1	2	3	4	*5	5	5	5	*6	6	7	7	*7	8	9	10	*10	11
	KATS Lev (UKR)	*0	0	1	1	*1	1	1	2	*3	4	4	5	*5	6	7	7	*7	7	8	8
5	NOZDRUNOV Iurii (RPC)	*0	1	2	2	*3	4	4	4	*4	5	5	6	*6	7	7	8	*9	10	10	11
	KATS Lev (UKR)	0	0	*0	1	1	1	*2	3	4	4	*5	5	6	6	*7	7	7	7	*8	8

### Note:

The "Greatest deficit overcome" only applies when the player ends up winning the game.

### Legend:

\* Server No. Number



## Match Results

試合結果

PEREZ GONZALEZ Juan (ESP) 0-3 DEVOS Laurens (BEL)

Game Summary		Match	Game 1	Game 2	Game 3	Game 4	Game 5
PEREZ GONZALEZ Juan	ESP	0	5	5	8		
DEVOS Laurens	BEL	3	11	11	11		
Duration:		19min	8min	4min	5min		

Match No.: 7 Table: 1

Umpires: HIGASHIJIMA Masae (JPN) IBA Yoko (JPN)

Player Statistics	PEREZ GONZALEZ Juan (ESP)					Match	DEVOS Laurens (BEL)					Match
	Game						Game					
	1	2	3	4	5		1	2	3	4	5	
Points won	5	5	8			18	11	11	11			33
Biggest lead	1	1	3			3	6	6	3			6
Points won on own serve	3	1	5			9	8	4	6			18
Points lost on own serve	3	7	5			15	2	4	3			9
Most consecutive points won	2	1	3			3	7	4	4			7
Greatest deficit overcome	-	-	-			-	1	1	3			3
Handedness/Grip	/						/					

Game/Match Statistics	Game					Match
	1	2	3	4	5	
Longest rally (strokes)	6	7	10			10
Average rally	4	4	4			4

### Game Progress

1	PEREZ GONZALEZ Juan (ESP)	0	*0	1	1	1	*2	3	3	*4	5	5	5	*5	5	5	5	5	5		
	DEVOS Laurens (BEL)	*0	1	*1	2	3	3	*3	4	4	4	*5	6	7	8	*9	10	11			
2	PEREZ GONZALEZ Juan (ESP)	0	1	*1	1	2	2	*3	3	3	4	*4	4	4	4	*5	5	5	5		
	DEVOS Laurens (BEL)	*0	0	1	2	*2	3	3	4	*5	5	6	7	*8	9	9	10	11			
3	PEREZ GONZALEZ Juan (ESP)	*0	1	2	3	*3	3	4	4	*4	4	4	5	*5	5	6	7	*7	8	8	8
	DEVOS Laurens (BEL)	0	0	*0	0	1	2	*2	3	4	5	*6	6	7	8	*8	8	9	9	*10	11

**Note:**  
The "Greatest deficit overcome" only applies when the player ends up winning the game.

**Legend:**  
\* Server No. Number



## Match Results

試合結果

ZHAO Yi Qing (CHN) 2-3 MAI Ivan (UKR)

Game Summary		Match	Game 1	Game 2	Game 3	Game 4	Game 5
ZHAO Yi Qing	CHN	2	11	7	11	10	9
MAI Ivan	UKR	3	4	11	6	12	11
Duration:		41min	5min	8min	7min	10min	10min

Match No.: 11 Table: 4

Umpires: KRMEJ Milana (SLO) GULLBERG Jens (DEN)

Player Statistics	ZHAO Yi Qing (CHN)						Match	MAI Ivan (UKR)						Match
	Game					Match		Game					Match	
	1	2	3	4	5			1	2	3	4	5		
Points won	11	7	11	10	9	48	4	11	6	12	11	44		
Biggest lead	7	1	5	2	3	7	1	5	-	2	2	5		
Points won on own serve	5	3	6	6	5	25	1	6	3	7	6	23		
Points lost on own serve	3	5	3	5	5	21	6	4	5	4	4	23		
Most consecutive points won	5	3	3	3	4	5	1	5	2	3	3	5		
Greatest deficit overcome	1	-	-	-	-	1	-	1	-	2	3	3		
Handedness/Grip	/							/						

Game/Match Statistics	Game					Match
	1	2	3	4	5	
Longest rally (strokes)	7	10	15	13	10	15
Average rally	4	5	5	5	4	5

### Game Progress

1	ZHAO Yi Qing (CHN)	*0	0	1	2	*3	4	4	5	*5	6	6	7	*8	9	10	11							
	MAI Ivan (UKR)	0	1	*1	1	1	1	*2	2	3	3	*4	4	4	4	*4	4							
2	ZHAO Yi Qing (CHN)	0	1	*1	1	2	2	*2	2	3	4	*5	5	5	5	*5	5	6	7	7				
	MAI Ivan (UKR)	*0	0	1	2	*2	3	4	5	*5	5	5	6	*7	8	9	10	*10	10	11				
3	ZHAO Yi Qing (CHN)	*0	1	1	2	*3	4	4	5	*5	6	7	7	*7	8	8	9	*10	11					
	MAI Ivan (UKR)	0	0	*1	1	1	1	*2	2	3	3	*3	4	5	5	*6	6	6	6					
4	ZHAO Yi Qing (CHN)	0	1	*2	2	2	2	*3	4	5	5	*5	5	6	6	*6	7	8	9	*9	9	10	*10	10
	MAI Ivan (UKR)	*0	0	0	1	*2	3	3	3	*3	4	5	6	*6	7	8	8	*8	8	9	10	*10	11	12
5	ZHAO Yi Qing (CHN)	*0	0	1	2	*3	4	4	4	*4	5	5	6	*7	7	8	8	*8	9	9	9	9	9	
	MAI Ivan (UKR)	0	1	*1	1	1	1	*2	3	4	4	*5	5	5	6	*6	7	8	8	*9	10	11		

**Note:**  
The "Greatest deficit overcome" only applies when the player ends up winning the game.

**Legend:**  
\* Server  
No. Number





## Match Results 試合結果

**KALEM Mohamed (ITA) 3-0 CHEE Chaoming (MAS)**

Game Summary		Match	Game 1	Game 2	Game 3	Game 4	Game 5
KALEM Mohamed	ITA	3	11	11	11		
CHEE Chaoming	MAS	0	6	7	4		
Duration:		20min	5min	7min	5min		

Match No.: 3 Table: 4

Umpires: HERMANS Michel (BEL) ALIOTTA Esther (USA)

Player Statistics	KALEM Mohamed (ITA)					Match	CHEE Chaoming (MAS)					Match
	Game						Game					
	1	2	3	4	5		1	2	3	4	5	
Points won	11	11	11			33	6	7	4			17
Biggest lead	5	6	7			7	-	1	2			2
Points won on own serve	7	6	5			18	5	3	2			10
Points lost on own serve	1	4	2			7	4	5	6			15
Most consecutive points won	3	5	6			6	2	4	2			4
Greatest deficit overcome	-	1	2			2	-	-	-			-
Handedness/Grip						/						/

Game/Match Statistics	Game					Match
	1	2	3	4	5	
Longest rally (strokes)	6	10	6			10
Average rally	4	4	4			4

### Game Progress

1	KALEM Mohamed (ITA)	0	1	*1	2	3	3	*3	4	5	6	*6	7	7	8	*8	9	10	11	
	CHEE Chaoming (MAS)	*0	0	1	1	*1	2	3	3	*3	3	4	4	*5	5	6	6	*6	6	
2	KALEM Mohamed (ITA)	*0	0	1	2	*3	4	5	5	*6	7	7	8	*9	9	9	9	*9	10	11
	CHEE Chaoming (MAS)	0	1	*1	1	1	1	*1	2	2	2	*3	3	3	4	*5	6	7	7	7
3	KALEM Mohamed (ITA)	0	0	*0	1	1	2	*3	4	5	6	*7	7	8	9	*10	11			
	CHEE Chaoming (MAS)	*0	1	2	2	*3	3	3	3	*3	3	3	4	*4	4	4	4			

**Note:**  
The "Greatest deficit overcome" only applies when the player ends up winning the game.

**Legend:**  
\* Server  
No. Number



## Match Results 試合結果

IWABUCHI Koyo (JPN) 3-2 FACEY THOMPSON Ashley (GBR)

Game Summary		Match	Game 1	Game 2	Game 3	Game 4	Game 5
IWABUCHI Koyo	JPN	3	11	9	8	11	12
FACEY THOMPSON Ashley	GBR	2	6	11	11	9	10
Duration:		45min	6min	7min	7min	11min	11min

Match No.: 4 Table: 2

Umpires: OH Yong Seng (SGP) RIVERO Ernesto (VEN)

Player Statistics	IWABUCHI Koyo (JPN)						FACEY THOMPSON Ashley (GBR)					
	Game					Match	Game					Match
	1	2	3	4	5		1	2	3	4	5	
Points won	11	9	8	11	12	51	6	11	11	9	10	47
Biggest lead	6	-	4	2	3	6	-	4	3	2	1	4
Points won on own serve	7	6	7	6	7	33	4	7	8	5	6	30
Points lost on own serve	2	4	3	4	4	17	4	3	1	5	5	18
Most consecutive points won	3	3	3	4	3	4	4	4	7	4	3	7
Greatest deficit overcome	-	-	-	2	1	2	-	-	4	-	-	4
Handedness/Grip	/						/					

Game/Match Statistics	Game					Match
	1	2	3	4	5	
Longest rally (strokes)	9	7	12	9	8	12
Average rally	4	4	4	5	4	4

### Game Progress

1	IWABUCHI Koyo (JPN)	*0	1	2	3	*3	4	5	5	*6	7	8	8	*8	8	8	9	*10	11					
	FACEY THOMPSON Ashley (GBR)	0	0	*0	0	1	1	*1	2	2	2	*2	3	4	5	*6	6	6	6					
2	IWABUCHI Koyo (JPN)	0	0	*0	1	2	2	*2	2	3	4	*5	5	5	5	*5	6	7	7	*8	9	9		
	FACEY THOMPSON Ashley (GBR)	*0	1	2	2	*2	3	4	5	*5	5	5	6	*7	8	9	9	*9	10	10	10	11		
3	IWABUCHI Koyo (JPN)	*0	1	2	2	*2	3	4	4	*5	6	7	7	*7	7	7	7	*7	7	8	8			
	FACEY THOMPSON Ashley (GBR)	0	0	*0	1	2	2	*2	3	3	3	*3	4	5	6	*7	8	9	10	*10	11			
4	IWABUCHI Koyo (JPN)	0	1	*2	2	3	3	*4	4	4	4	*4	5	6	7	*8	8	9	9	*9	10	11		
	FACEY THOMPSON Ashley (GBR)	*0	0	0	1	*1	2	2	3	*4	5	6	6	*6	6	6	7	*7	8	9	9	9		
5	IWABUCHI Koyo (JPN)	*0	0	1	1	*2	3	4	4	*4	5	5	6	*7	8	8	9	*9	10	10	10	*10	11	12
	FACEY THOMPSON Ashley (GBR)	0	1	*1	2	2	2	*2	3	4	4	*5	5	5	5	*6	6	7	7	*8	9	10	*10	10

### Note:

The "Greatest deficit overcome" only applies when the player ends up winning the game.

### Legend:

\* Server

No. Number



## Match Results 試合結果

PEREZ GONZALEZ Juan (ESP) 0-3 LEIBOVITZ Tahl (USA)

Game Summary		Match	Game 1	Game 2	Game 3	Game 4	Game 5
PEREZ GONZALEZ Juan	ESP	0	7	7	4		
LEIBOVITZ Tahl	USA	3	11	11	11		
Duration:		20min	6min	6min	6min		

Match No.: 16 Table: 1

Umpires: BENCSIK Imre (HUN) PICHARDO Luz (DOM)

Player Statistics	PEREZ GONZALEZ Juan (ESP)					Match	LEIBOVITZ Tahl (USA)					Match
	Game						Game					
	1	2	3	4	5		1	2	3	4	5	
Points won	7	7	4			18	11	11	11			33
Biggest lead	2	2	1			2	5	4	7			7
Points won on own serve	2	5	1			8	5	6	5			16
Points lost on own serve	6	5	6			17	5	2	3			10
Most consecutive points won	2	2	2			2	6	5	5			6
Greatest deficit overcome	-	-	-			-	2	2	1			2
Handedness/Grip	/						/					

Game/Match Statistics	Game					Match
	1	2	3	4	5	
Longest rally (strokes)	9	14	8			14
Average rally	4	5	4			4

### Game Progress

1	PEREZ GONZALEZ Juan (ESP)	0	1	*2	2	2	3	*3	3	4	5	*5	5	5	5	*5	5	6	7	7
	LEIBOVITZ Tahl (USA)	*0	0	0	1	*2	2	3	4	*4	4	5	6	*7	8	9	10	*10	10	11
2	PEREZ GONZALEZ Juan (ESP)	*0	0	1	2	*2	3	4	4	*4	5	5	5	*5	5	5	6	*6	7	7
	LEIBOVITZ Tahl (USA)	0	1	*1	1	2	2	*2	3	4	4	*5	6	7	8	*9	9	10	10	11
3	PEREZ GONZALEZ Juan (ESP)	0	0	*1	2	2	3	*3	3	3	3	*4	4	4	4	*4	4			
	LEIBOVITZ Tahl (USA)	*0	1	1	1	*2	2	3	4	*5	6	6	7	*8	9	10	11			

### Note:

The "Greatest deficit overcome" only applies when the player ends up winning the game.

### Legend:

\* Server

No. Number



## Match Results 試合結果

ZHAO Yi Qing (CHN) 2-3 AGUNBIADE Tajudeen (NGR)

Game Summary		Match	Game 1	Game 2	Game 3	Game 4	Game 5
ZHAO Yi Qing	CHN	2	7	5	11	11	5
AGUNBIADE Tajudeen	NGR	3	11	11	7	6	11
Duration:		28min	5min	5min	5min	6min	6min

Match No.: 13 Table: 1

Umpires: FERREIRA Maria (BRA) FOUCARD Frederic (FRA)

Player Statistics	ZHAO Yi Qing (CHN)						Match	AGUNBIADE Tajudeen (NGR)						Match
	Game					Match		Game					Match	
	1	2	3	4	5			1	2	3	4	5		
Points won	7	5	11	11	5	39	11	11	7	6	11	46		
Biggest lead	1	1	5	5	-	5	5	6	-	4	6	6		
Points won on own serve	4	4	5	6	3	22	7	7	4	3	5	26		
Points lost on own serve	4	4	3	3	6	20	3	1	6	5	2	17		
Most consecutive points won	3	1	4	8	1	8	5	3	5	4	3	5		
Greatest deficit overcome	-	-	-	4	-	4	1	1	-	-	-	1		
Handedness/Grip	/							/						

Game/Match Statistics	Game					Match
	1	2	3	4	5	
Longest rally (strokes)	11	18	17	19	10	19
Average rally	5	7	6	6	6	6

### Game Progress

1	ZHAO Yi Qing (CHN)	0	1	*1	1	2	2	*2	2	2	2	*3	4	4	4	*5	6	7	7	7
	AGUNBIADE Tajudeen (NGR)	*0	0	1	2	*2	3	4	5	*6	7	7	7	*8	9	9	9	*9	10	11
2	ZHAO Yi Qing (CHN)	*0	1	1	2	*2	2	3	3	*3	3	4	4	*4	4	5	5	5	5	5
	AGUNBIADE Tajudeen (NGR)	0	0	*1	1	2	3	*3	4	5	6	*6	7	8	9	*9	10	11	11	11
3	ZHAO Yi Qing (CHN)	0	1	*1	2	3	4	*5	5	6	7	*7	7	7	7	*7	8	9	10	11
	AGUNBIADE Tajudeen (NGR)	*0	0	1	1	*1	1	1	2	*2	2	3	4	*5	6	7	7	*7	7	7
4	ZHAO Yi Qing (CHN)	*0	0	0	0	*0	1	2	3	*4	5	6	7	*8	8	9	10	*10	11	11
	AGUNBIADE Tajudeen (NGR)	0	1	*2	3	4	4	*4	4	4	4	4	*4	4	4	5	*5	5	6	6
5	ZHAO Yi Qing (CHN)	0	0	*0	0	1	1	*1	2	2	2	*3	3	4	4	*5	5	5	5	5
	AGUNBIADE Tajudeen (NGR)	*0	1	2	3	*3	4	5	5	*6	7	7	8	8	*9	9	10	11	11	11

### Note:

The "Greatest deficit overcome" only applies when the player ends up winning the game.

### Legend:

\* Server

No. Number



## Match Results 試合結果

CHEE Chaoming (MAS) 0-3 STACEY Joshua (GBR)

Game Summary		Match	Game 1	Game 2	Game 3	Game 4	Game 5
CHEE Chaoming	MAS	0	6	8	9		
STACEY Joshua	GBR	3	11	11	11		
Duration:		22min	5min	6min	8min		

Match No.: 8 Table: 3

Umpires: NG Tsz Kin (HKG) ALIOTTA Esther (USA)

Player Statistics	CHEE Chaoming (MAS)					Match	STACEY Joshua (GBR)					Match
	Game						Game					
	1	2	3	4	5		1	2	3	4	5	
Points won	6	8	9			23	11	11	11			33
Biggest lead	-	1	2			2	6	7	3			7
Points won on own serve	3	6	5			14	6	7	6			19
Points lost on own serve	5	4	5			14	3	2	4			9
Most consecutive points won	2	4	5			5	4	7	4			7
Greatest deficit overcome	-	-	-			-	-	1	2			2
Handedness/Grip	/						/					

Game/Match Statistics	Game					Match
	1	2	3	4	5	
Longest rally (strokes)	13	9	13			13
Average rally	4	4	5			4

### Game Progress

1	CHEE Chaoming (MAS)	0	0	*0	0	0	1	*1	1	2	2	*2	3	3	4	*5	5	6	6			
	STACEY Joshua (GBR)	*0	1	2	3	*4	4	5	6	*6	7	8	8	*9	9	9	10	*10	11			
2	CHEE Chaoming (MAS)	*0	1	1	1	*1	1	1	1	*1	2	2	2	*3	4	5	6	*6	7	8	8	
	STACEY Joshua (GBR)	0	0	*1	2	3	4	*5	6	7	7	*8	9	9	9	*9	9	10	10	*10	11	
3	CHEE Chaoming (MAS)	0	0	*0	1	2	2	*3	3	3	3	*4	4	5	6	*7	8	9	9	*9	9	9
	STACEY Joshua (GBR)	*0	1	2	2	*2	3	3	4	*5	6	6	7	*7	7	7	7	*7	8	9	10	11

### Note:

The "Greatest deficit overcome" only applies when the player ends up winning the game.

### Legend:

\* Server

No. Number



## Match Results

試合結果

FACEY THOMPSON Ashley (GBR) 3-2 NOZDRUNOV Iurii (RPC)

Game Summary		Match	Game 1	Game 2	Game 3	Game 4	Game 5
FACEY THOMPSON Ashley	GBR	3	8	12	11	9	11
NOZDRUNOV Iurii	RPC	2	11	10	8	11	7
Duration:		31min	6min	6min	5min	6min	5min

Match No.: 12 Table: 1

Umpires: KHALILI MARANDI Pari (MAS) HERMANS Michel (BEL)

Player Statistics	FACEY THOMPSON Ashley (GBR)						NOZDRUNOV Iurii (RPC)					
	Game					Match	Game					Match
	1	2	3	4	5		1	2	3	4	5	
Points won	8	12	11	9	11	51	11	10	8	11	7	47
Biggest lead	2	2	5	2	4	5	3	4	1	2	-	4
Points won on own serve	5	7	5	6	8	31	6	6	3	7	5	27
Points lost on own serve	5	4	5	4	2	20	3	5	6	3	3	20
Most consecutive points won	2	4	6	4	4	6	4	5	3	4	3	5
Greatest deficit overcome	-	4	1	-	-	4	2	-	-	2	-	2
Handedness/Grip	/						/					

Game/Match Statistics	Game					Match
	1	2	3	4	5	
Longest rally (strokes)	6	9	6	8	8	9
Average rally	4	3	4	3	4	4

### Game Progress

1	FACEY THOMPSON Ashley (GBR)	*0	1	2	2	*2	3	3	4	*5	5	6	6	*6	6	7	8	*8	8	8	8			
	NOZDRUNOV Iurii (RPC)	0	0	*0	1	2	2	*3	3	3	4	*4	5	6	7	*7	7	8	9	*10	11			
2	FACEY THOMPSON Ashley (GBR)	0	1	*1	1	1	1	*1	2	3	3	*4	5	5	5	*5	6	7	8	*9	9	10	*11	12
	NOZDRUNOV Iurii (RPC)	*0	0	1	2	*3	4	5	5	*5	6	6	6	*7	8	9	9	*9	9	9	10	*10	10	10
3	FACEY THOMPSON Ashley (GBR)	*0	0	1	2	*3	4	5	6	*6	6	6	7	*7	8	8	9	*9	10	10	11			
	NOZDRUNOV Iurii (RPC)	0	1	*1	1	1	1	*1	1	2	3	*4	4	5	5	*6	6	7	7	*8	8			
4	FACEY THOMPSON Ashley (GBR)	0	1	*1	1	2	2	*2	3	3	4	*5	6	7	7	*7	8	9	9	*9	9	9		
	NOZDRUNOV Iurii (RPC)	*0	0	1	2	*2	3	4	4	*5	5	5	5	*5	6	7	7	*7	8	9	10	11		
5	FACEY THOMPSON Ashley (GBR)	*0	1	1	2	*3	4	5	5	*5	6	6	6	*6	7	8	9	*9	10	11				
	NOZDRUNOV Iurii (RPC)	0	0	*1	1	1	1	*1	2	3	3	*4	5	6	6	*6	6	7	7	7				

### Note:

The "Greatest deficit overcome" only applies when the player ends up winning the game.

### Legend:

\* Server No. Number



## Match Results 試合結果

KALEM Mohamed (ITA) 0-3 MA Lin (AUS)

Game Summary		Match	Game 1	Game 2	Game 3	Game 4	Game 5
KALEM Mohamed	ITA	0	4	6	9		
MA Lin	AUS	3	11	11	11		
Duration:		20min	5min	5min	8min		

Match No.: 9 Table: 4

Umpires: ZAKI Khaled (EGY) SAMAL Jiban Ballav (IND)

Player Statistics	KALEM Mohamed (ITA)					Match	MA Lin (AUS)					Match
	Game						Game					
	1	2	3	4	5		1	2	3	4	5	
Points won	4	6	9			19	11	11	11			33
Biggest lead	1	2	4			4	7	5	2			7
Points won on own serve	1	5	2			8	5	7	3			15
Points lost on own serve	6	4	8			18	3	1	7			11
Most consecutive points won	1	2	3			3	5	7	5			7
Greatest deficit overcome	-	-	-			-	1	2	4			4
Handedness/Grip	/						/					

Game/Match Statistics	Game					Match
	1	2	3	4	5	
Longest rally (strokes)	6	5	6			6
Average rally	3	3	4			4

### Game Progress

1	KALEM Mohamed (ITA)	0	1	*1	1	2	2	*2	2	2	2	*3	3	3	3	*4	4					
	MA Lin (AUS)	*0	0	1	2	*2	3	4	5	*6	7	7	8	*9	10	10	11					
2	KALEM Mohamed (ITA)	*0	1	2	2	*2	3	4	4	*4	4	4	*4	4	5	5	*6	6				
	MA Lin (AUS)	0	0	*0	1	2	2	*2	3	4	5	*6	7	8	9	*9	10	10	11			
3	KALEM Mohamed (ITA)	0	1	*2	2	2	3	*4	4	5	6	*7	7	7	7	*7	7	8	9	*9	9	9
	MA Lin (AUS)	*0	0	0	1	*2	2	2	3	*3	3	3	4	*5	6	7	8	*8	8	9	10	11

### Note:

The "Greatest deficit overcome" only applies when the player ends up winning the game.

### Legend:

\* Server

No. Number



## Match Results

試合結果

IWABUCHI Koyo (JPN) 1-3 KATS Lev (UKR)

Game Summary		Match	Game 1	Game 2	Game 3	Game 4	Game 5
IWABUCHI Koyo	JPN	1	10	9	11	7	
KATS Lev	UKR	3	12	11	7	11	
Duration:		32min	7min	7min	6min	7min	

Match No.: 10 Table: 2

Umpires: FERREIRA Maria (BRA) FOUCARD Frederic (FRA)

Player Statistics	IWABUCHI Koyo (JPN)					Match	KATS Lev (UKR)					Match
	Game						Game					
	1	2	3	4	5		1	2	3	4	5	
Points won	10	9	11	7		37	12	11	7	11		41
Biggest lead	3	1	5	1		5	2	4	-	5		5
Points won on own serve	4	6	5	5		20	5	7	4	6		22
Points lost on own serve	7	4	3	5		19	6	3	6	2		17
Most consecutive points won	4	3	3	3		4	5	4	2	6		6
Greatest deficit overcome	-	-	-	-		-	3	1	-	1		3
Handedness/Grip	/						/					

Game/Match Statistics	Game					Match
	1	2	3	4	5	
Longest rally (strokes)	12	14	7	10		14
Average rally	4	4	3	4		4

### Game Progress

1	IWABUCHI Koyo (JPN)	0	0	*1	2	2	2	*3	3	3	4	*5	6	6	6	*7	8	9	10	*10	10	10	*10	10
	KATS Lev (UKR)	*0	1	1	1	*2	3	3	4	*5	5	5	*6	7	7	7	*7	7	8	9	*10	11	12	
2	IWABUCHI Koyo (JPN)	*0	1	1	1	*1	1	2	2	*2	3	4	5	*5	6	7	7	*8	8	8	9	9		
	KATS Lev (UKR)	0	0	*1	2	3	4	*4	5	6	6	*6	6	7	7	*7	8	8	9	*10	10	11		
3	IWABUCHI Koyo (JPN)	0	1	*2	3	3	4	*4	5	5	5	*6	7	8	8	*9	10	10	10	11				
	KATS Lev (UKR)	*0	0	0	0	*1	1	2	2	*3	4	4	4	*4	5	5	5	*6	7	7				
4	IWABUCHI Koyo (JPN)	*0	1	1	1	*1	1	1	1	*2	3	4	4	*4	5	6	7	*7	7	7				
	KATS Lev (UKR)	0	0	*1	2	3	4	*5	6	6	6	*6	7	8	8	*8	8	9	10	11				

### Note:

The "Greatest deficit overcome" only applies when the player ends up winning the game.

### Legend:

\* Server

No. Number





## Match Results 試合結果

MA Lin (AUS) 3-0 CHEE Chaoming (MAS)

Game Summary		Match	Game 1	Game 2	Game 3	Game 4	Game 5
MA Lin	AUS	3	11	11	11		
CHEE Chaoming	MAS	0	5	6	7		
Duration:		18min	4min	5min	6min		

Match No.: 14 Table: 3

Umpires: ZAKI Khaled (EGY) SAMAL Jiban Ballav (IND)

Player Statistics	MA Lin (AUS)					Match	CHEE Chaoming (MAS)					Match
	Game						Game					
	1	2	3	4	5		1	2	3	4	5	
Points won	11	11	11			33	5	6	7			18
Biggest lead	6	5	6			6	1	2	-			2
Points won on own serve	7	5	5			17	4	2	4			10
Points lost on own serve	1	4	3			8	4	6	6			16
Most consecutive points won	5	7	4			7	2	2	3			3
Greatest deficit overcome	1	2	-			2	-	-	-			-
Handedness/Grip						/						/

Game/Match Statistics	Game					Match
	1	2	3	4	5	
Longest rally (strokes)	11	11	6			11
Average rally	4	4	3			4

### Game Progress

1	MA Lin (AUS)	0	0	*1	1	2	3	*4	5	6	6	*6	7	8	8	*9	10	11		
	CHEE Chaoming (MAS)	*0	1	1	2	*2	2	2	2	*2	3	4	4	*4	5	5	5	5		
2	MA Lin (AUS)	*0	1	1	2	*2	3	3	3	*4	4	4	5	*6	7	8	9	*10	11	
	CHEE Chaoming (MAS)	0	0	*1	1	2	2	*3	4	4	5	*6	6	6	*6	6	6	6		
3	MA Lin (AUS)	0	1	*2	3	4	4	*5	6	7	7	*8	8	8	8	*9	9	10	10	11
	CHEE Chaoming (MAS)	*0	0	0	0	*0	1	1	1	*1	2	2	3	*4	5	5	6	*6	7	7

### Note:

The "Greatest deficit overcome" only applies when the player ends up winning the game.

### Legend:

\* Server

No. Number



## Match Results 試合結果

**KATS Lev (UKR) 3-1 FACEY THOMPSON Ashley (GBR)**

Game Summary		Match	Game 1	Game 2	Game 3	Game 4	Game 5
KATS Lev	UKR	3	11	9	11	11	
FACEY THOMPSON Ashley	GBR	1	7	11	8	7	
Duration:		25min	5min	4min	6min	6min	

Match No.: 18 Table: 3

Umpires: DZIOBA Grzegorz (CAN) GRIAZNOVA Liudmila (RUS)

Player Statistics	KATS Lev (UKR)					Match	FACEY THOMPSON Ashley (GBR)					Match
	Game						Game					
	1	2	3	4	5		1	2	3	4	5	
Points won	11	9	11	11		42	7	11	8	7		33
Biggest lead	4	2	6	4		6	-	3	-	1		3
Points won on own serve	6	5	6	4		21	3	6	4	3		16
Points lost on own serve	4	5	4	4		17	5	4	5	7		21
Most consecutive points won	4	2	6	4		6	4	3	3	3		4
Greatest deficit overcome	-	-	-	1		1	-	2	-	-		2
Handedness/Grip	/						/					

Game/Match Statistics	Game					Match
	1	2	3	4	5	
Longest rally (strokes)	7	11	12	11		12
Average rally	4	4	4	4		4

### Game Progress

1	KATS Lev (UKR)	*0	1	2	3	*4	4	4	4	*4	5	5	6	*7	8	8	8	*9	10	11		
	FACEY THOMPSON Ashley (GBR)	0	0	*0	0	0	1	*2	3	4	4	*5	5	5	*6	7	7	7	7	7		
2	KATS Lev (UKR)	0	1	*2	2	3	3	*3	4	5	5	*5	5	6	6	*7	7	7	7	*8	9	9
	FACEY THOMPSON Ashley (GBR)	*0	0	0	1	*1	2	3	3	*3	4	5	6	*6	7	7	8	*9	10	10	10	11
3	KATS Lev (UKR)	*0	1	2	3	*4	5	6	6	*6	7	7	8	*8	9	9	10	*10	10	10	11	
	FACEY THOMPSON Ashley (GBR)	0	0	*0	0	0	0	*0	1	2	2	*3	3	4	4	*5	5	6	7	*8	8	
4	KATS Lev (UKR)	0	1	*1	1	2	3	*3	4	5	6	*7	7	7	7	*8	9	9	10	11		
	FACEY THOMPSON Ashley (GBR)	*0	0	1	2	*2	2	3	3	*3	3	3	4	*5	6	6	6	*7	7	7		

### Note:

The "Greatest deficit overcome" only applies when the player ends up winning the game.

### Legend:

\* Server No. Number



Match Results  
試合結果

KALEM Mohamed (ITA) 2-3 STACEY Joshua (GBR)

Game Summary		Match	Game 1	Game 2	Game 3	Game 4	Game 5
KALEM Mohamed	ITA	2	5	11	7	11	7
STACEY Joshua	GBR	3	11	8	11	9	11
Duration:		42min	5min	8min	7min	8min	8min

Match No.: 15 Table: 4

Umpires: CHOI Chang Seong (KOR) OH Yong Seng (SGP)

Player Statistics	KALEM Mohamed (ITA)						Match	STACEY Joshua (GBR)						Match
	Game					Match		Game					Match	
	1	2	3	4	5			1	2	3	4	5		
Points won	5	11	7	11	7	41	11	8	11	9	11	50		
Biggest lead	2	4	3	2	2	4	6	-	4	5	4	6		
Points won on own serve	5	6	4	5	5	25	8	5	5	4	6	28		
Points lost on own serve	3	3	6	5	5	22	0	5	3	6	2	16		
Most consecutive points won	2	4	2	5	3	5	4	2	5	5	4	5		
Greatest deficit overcome	-	-	-	5	-	5	2	-	3	-	2	3		
Handedness/Grip	/							/						

Game/Match Statistics	Game					Match
	1	2	3	4	5	
Longest rally (strokes)	12	16	10	12	14	16
Average rally	4	5	4	5	5	5

Game Progress

1	KALEM Mohamed (ITA)	*0	1	2	2	*2	3	3	3	*3	4	4	4	*4	4	5	5	5				
	STACEY Joshua (GBR)	0	0	*0	1	2	2	*3	4	5	5	*6	7	8	9	*9	10	11				
2	KALEM Mohamed (ITA)	0	1	*2	2	3	3	*3	4	4	5	*6	7	8	8	*8	9	9	10	*10	11	
	STACEY Joshua (GBR)	*0	0	0	1	*1	2	3	3	*4	4	4	4	*4	5	6	6	*7	7	8	8	
3	KALEM Mohamed (ITA)	*0	1	2	2	*3	4	4	5	*5	5	5	6	*6	7	7	7	*7	7	7	7	
	STACEY Joshua (GBR)	0	0	*0	1	1	1	*2	2	3	4	*5	5	6	6	*7	8	9	10	11	11	
4	KALEM Mohamed (ITA)	0	1	*1	1	1	2	*3	3	3	3	*3	3	4	5	*6	7	8	8	*9	10	11
	STACEY Joshua (GBR)	*0	0	1	2	*3	3	3	4	*5	6	7	8	*8	8	8	8	*8	9	9	9	9
5	KALEM Mohamed (ITA)	*0	1	2	2	*2	3	3	3	*4	5	6	6	*6	6	6	7	*7	7	7	7	
	STACEY Joshua (GBR)	0	0	*0	1	2	2	*3	4	4	4	*4	5	6	7	*8	8	9	10	11	11	

Note:

The "Greatest deficit overcome" only applies when the player ends up winning the game.

Legend:

\* Server No. Number



## Match Results 試合結果

IWABUCHI Koyo (JPN) 2-3 NOZDRUNOV Iurii (RPC)

Game Summary		Match	Game 1	Game 2	Game 3	Game 4	Game 5
IWABUCHI Koyo	JPN	2	5	7	11	12	8
NOZDRUNOV Iurii	RPC	3	11	11	9	10	11
Duration:		36min	5min	6min	8min	8min	7min

Match No.: 17 Table: 2

Umpires: KRMEJ Milana (SLO) GULLBERG Jens (DEN)

Player Statistics	IWABUCHI Koyo (JPN)						NOZDRUNOV Iurii (RPC)					
	Game					Match	Game					Match
	1	2	3	4	5		1	2	3	4	5	
Points won	5	7	11	12	8	43	11	11	9	10	11	52
Biggest lead	-	1	2	2	1	2	6	4	3	2	6	6
Points won on own serve	2	4	7	6	4	23	5	7	6	5	4	27
Points lost on own serve	6	4	3	5	7	25	3	3	4	6	4	20
Most consecutive points won	3	2	3	4	4	4	5	3	3	4	5	5
Greatest deficit overcome	-	-	3	2	-	3	-	1	-	-	1	1
Handedness/Grip	/						/					

Game/Match Statistics	Game					Match
	1	2	3	4	5	
Longest rally (strokes)	7	7	7	9	7	9
Average rally	3	4	3	4	4	4

### Game Progress

1	IWABUCHI Koyo (JPN)	*0	0	1	1	*2	2	2	2	*2	2	3	4	*5	5	5	5	5						
	NOZDRUNOV Iurii (RPC)	0	1	*1	2	2	3	*4	5	6	7	*7	7	7	8	*9	10	11						
2	IWABUCHI Koyo (JPN)	0	0	*1	1	2	2	*3	3	4	5	*5	6	6	6	*6	7	7	7	7				
	NOZDRUNOV Iurii (RPC)	*0	1	1	2	*2	3	3	4	*4	4	5	5	*6	7	8	8	*9	10	11				
3	IWABUCHI Koyo (JPN)	*0	0	0	0	*1	2	2	3	*3	4	5	5	*6	7	8	8	*8	9	10	10	11		
	NOZDRUNOV Iurii (RPC)	0	1	*2	3	3	3	*4	4	5	5	*5	6	6	6	*6	7	8	8	*8	9	9		
4	IWABUCHI Koyo (JPN)	0	0	*0	1	2	3	*4	4	5	5	*5	5	5	6	*7	8	8	9	*9	9	10	*11	12
	NOZDRUNOV Iurii (RPC)	*0	1	2	2	*2	2	2	3	*3	4	5	6	*7	7	7	7	*8	8	9	10	*10	10	10
5	IWABUCHI Koyo (JPN)	*0	0	1	2	*2	3	3	3	*3	3	3	4	*4	4	4	5	*6	7	8	8	8		
	NOZDRUNOV Iurii (RPC)	0	1	*1	1	2	2	3	*4	5	6	*7	7	8	9	*10	10	10	10	*10	11	11	11	

### Note:

The "Greatest deficit overcome" only applies when the player ends up winning the game.

### Legend:

\* Server

No. Number



Match Results  
試合結果

DEVOS Laurens (BEL) 3-0 AGUNBIADE Tajudeen (NGR)

Game Summary		Match	Game 1	Game 2	Game 3	Game 4	Game 5
DEVOS Laurens	BEL	3	13	13	11		
AGUNBIADE Tajudeen	NGR	0	11	11	5		
Duration:		17min	6min	6min	5min		

Match No.: 19 Table: 1

Umpires: TANAKA Rieko (JPN) GULLBERG Jens (DEN)

Player Statistics	DEVOS Laurens (BEL)					Match	AGUNBIADE Tajudeen (NGR)					Match
	Game						Game					
	1	2	3	4	5		1	2	3	4	5	
Points won	13	13	11			37	11	11	5			27
Biggest lead	3	3	6			6	1	3	-			3
Points won on own serve	8	7	8			23	7	6	5			18
Points lost on own serve	4	5	0			9	5	6	3			14
Most consecutive points won	3	6	4			6	3	4	2			4
Greatest deficit overcome	1	3	-			3	-	-	-			-
Handedness/Grip						/						/

Game/Match Statistics	Game					Match
	1	2	3	4	5	
Longest rally (strokes)	16	10	10			16
Average rally	5	4	4			4

Game Progress

1	DEVOS Laurens (BEL)	0	1	*1	2	3	3	*4	5	5	5	*5	6	6	7	*7	7	8	9	*9	9	10	*10	11	*12	13
	AGUNBIADE Tajudeen (NGR)	*0	0	1	1	*1	2	2	2	*3	4	5	5	*6	6	7	8	*8	8	9	10	*10	11	*11	11	11
2	DEVOS Laurens (BEL)	*0	1	1	2	*2	2	2	2	*3	4	4	4	*5	6	7	8	*9	10	10	10	*10	11	*11	12	13
	AGUNBIADE Tajudeen (NGR)	0	0	*1	1	2	3	*4	5	5	5	*6	7	7	7	*7	7	7	7	*8	9	10	*10	11	*11	11
3	DEVOS Laurens (BEL)	0	1	*1	2	3	3	*3	4	5	5	*6	7	8	9	*9	10	11								
	AGUNBIADE Tajudeen (NGR)	*0	0	1	1	*1	2	3	3	*3	4	4	4	*4	4	5	5	5								

Note:  
The "Greatest deficit overcome" only applies when the player ends up winning the game.

Legend:  
\* Server No. Number



## Match Results 試合結果

STACEY Joshua (GBR) 2-3 NOZDRUNOV Iurii (RPC)

Game Summary		Match	Game 1	Game 2	Game 3	Game 4	Game 5
STACEY Joshua	GBR	2	11	7	12	9	7
NOZDRUNOV Iurii	RPC	3	8	11	10	11	11
Duration:		34min	6min	5min	7min	7min	7min

Match No.: 20 Table: 2

Umpires: IGARASHI Kumiko (JPN) HIGASHIJIMA Masae (JPN)

Player Statistics	STACEY Joshua (GBR)						NOZDRUNOV Iurii (RPC)					
	Game					Match	Game					Match
	1	2	3	4	5		1	2	3	4	5	
Points won	11	7	12	9	7	46	8	11	10	11	11	51
Biggest lead	5	3	2	1	-	5	-	4	2	7	4	7
Points won on own serve	6	4	5	6	5	26	5	5	4	7	8	29
Points lost on own serve	3	6	6	4	3	22	5	3	7	3	2	20
Most consecutive points won	4	3	4	3	2	4	4	6	3	8	3	8
Greatest deficit overcome	-	-	2	-	-	2	-	3	-	1	-	3
Handedness/Grip	/						/					

Game/Match Statistics	Game					Match
	1	2	3	4	5	
Longest rally (strokes)	8	8	7	8	8	8
Average rally	4	4	4	4	4	4

### Game Progress

1	STACEY Joshua (GBR)	0	1	*2	3	4	4	*5	5	6	6	*7	8	8	8	*8	8	9	9	*10	11			
	NOZDRUNOV Iurii (RPC)	*0	0	0	0	*0	1	1	2	*2	3	3	3	*4	5	6	7	*7	8	8	8			
2	STACEY Joshua (GBR)	*0	1	1	2	*3	4	4	4	*4	4	4	4	*5	6	7	7	*7	7	7	7			
	NOZDRUNOV Iurii (RPC)	0	0	*1	1	1	1	*2	3	4	5	*6	7	7	7	*7	8	9	10	11	11			
3	STACEY Joshua (GBR)	0	1	*1	1	1	2	*3	4	4	4	*4	5	6	7	*8	8	8	8	*9	9	10	*11	12
	NOZDRUNOV Iurii (RPC)	*0	0	1	2	*3	3	3	3	*4	5	6	6	*6	6	6	7	*8	9	9	10	*10	10	10
4	STACEY Joshua (GBR)	*0	1	1	1	*1	1	1	1	*1	1	2	3	*3	4	5	6	*6	7	8	9	9	9	
	NOZDRUNOV Iurii (RPC)	0	0	*1	2	3	4	*5	6	7	8	*8	8	9	9	*9	9	10	10	*10	10	10	11	11
5	STACEY Joshua (GBR)	0	0	*0	1	2	2	*2	2	3	3	*4	5	5	5	*6	7	7	7	7	7	7	7	
	NOZDRUNOV Iurii (RPC)	*0	1	2	2	*2	3	4	5	*5	6	6	6	*7	8	8	8	8	*9	10	11	11	11	

**Note:**  
The "Greatest deficit overcome" only applies when the player ends up winning the game.

**Legend:**  
\* Server No. Number



## Match Results

試合結果

MA Lin (AUS) 3-0 KATS Lev (UKR)

Game Summary		Match	Game 1	Game 2	Game 3	Game 4	Game 5
MA Lin	AUS	3	11	11	11		
KATS Lev	UKR	0	8	7	7		
Duration:		19min	6min	6min	6min		

Match No.: 21 Table: 3

Umpires: FOUCHARD Frederic (FRA) ZAKI Khaled (EGY)

Player Statistics	MA Lin (AUS)					Match	KATS Lev (UKR)					Match
	Game						Game					
	1	2	3	4	5		1	2	3	4	5	
Points won	11	11	11			33	8	7	7			22
Biggest lead	3	6	4			6	1	-	2			2
Points won on own serve	5	7	5			17	4	4	4			12
Points lost on own serve	4	3	3			10	6	4	6			16
Most consecutive points won	4	5	3			5	4	4	2			4
Greatest deficit overcome	1	-	2			2	-	-	-			-
Handedness/Grip	/						/					

Game/Match Statistics	Game					Match
	1	2	3	4	5	
Longest rally (strokes)	10	17	10			17
Average rally	4	4	4			4

### Game Progress

1	MA Lin (AUS)	0	1	*1	2	2	3	*3	4	5	6	*6	6	6	6	*7	7	8	9	*10	11
	KATS Lev (UKR)	*0	0	1	1	*2	2	3	3	*3	3	4	5	*6	7	7	8	*8	8	8	8
2	MA Lin (AUS)	*0	1	2	3	*3	4	4	4	*5	6	7	8	*9	9	9	9	*9	10	11	
	KATS Lev (UKR)	0	0	*0	0	1	1	*2	3	3	3	*3	3	3	4	*5	6	7	7	7	
3	MA Lin (AUS)	0	0	*0	1	2	2	*3	4	4	5	*6	6	7	8	*8	8	9	10	11	
	KATS Lev (UKR)	*0	1	2	2	*2	3	3	3	*4	4	4	5	*5	5	6	7	*7	7	7	

### Note:

The "Greatest deficit overcome" only applies when the player ends up winning the game.

### Legend:

\* Server

No. Number



## Match Results 試合結果

LEIBOVITZ Tahl (USA) 2-3 MAI Ivan (UKR)

Game Summary		Match	Game 1	Game 2	Game 3	Game 4	Game 5
LEIBOVITZ Tahl	USA	2	8	11	3	11	9
MAI Ivan	UKR	3	11	8	11	5	11
Duration:		38min	7min	6min	5min	6min	9min

Match No.: 22 Table: 4

Umpires: OH Yong Seng (SGP) KONNO Kazuko (JPN)

Player Statistics	LEIBOVITZ Tahl (USA)						MAI Ivan (UKR)					
	Game					Match	Game					Match
	1	2	3	4	5		1	2	3	4	5	
Points won	8	11	3	11	9	42	11	8	11	5	11	46
Biggest lead	2	5	1	6	3	6	3	-	8	2	2	8
Points won on own serve	6	6	2	6	4	24	7	5	5	3	5	25
Points lost on own serve	4	3	6	2	6	21	2	5	1	5	5	18
Most consecutive points won	3	3	2	5	3	5	5	3	5	2	4	5
Greatest deficit overcome	-	-	-	2	-	2	2	-	1	-	3	3
Handedness/Grip	/						/					

Game/Match Statistics	Game					Match
	1	2	3	4	5	
Longest rally (strokes)	14	9	12	10	14	14
Average rally	6	4	4	5	5	5

### Game Progress

1	LEIBOVITZ Tahl (USA)	*0	0	1	1	*2	2	3	3	*4	5	6	6	*6	7	8	8	*8	8	8	8	
	MAI Ivan (UKR)	0	1	*1	2	2	3	*3	4	4	4	*4	5	6	6	*6	7	8	9	*10	11	
2	LEIBOVITZ Tahl (USA)	0	1	*1	2	3	3	*4	4	5	6	*7	7	8	9	*9	10	10	10	*10	11	
	MAI Ivan (UKR)	*0	0	1	1	*1	2	2	3	*3	3	3	4	*4	4	5	5	*6	7	8	8	
3	LEIBOVITZ Tahl (USA)	*0	0	1	2	*2	2	2	2	*2	3	3	3	*3	3	3						
	MAI Ivan (UKR)	0	1	*1	1	2	3	*4	5	6	6	*7	8	9	10	11						
4	LEIBOVITZ Tahl (USA)	0	0	*0	1	2	3	*4	5	5	6	*7	7	8	9	*9	10	11				
	MAI Ivan (UKR)	*0	1	2	2	*2	2	2	2	*3	3	3	4	*4	4	5	5	5				
5	LEIBOVITZ Tahl (USA)	*0	1	1	2	*3	4	4	5	*5	6	6	6	*7	7	7	7	*7	8	8	9	9
	MAI Ivan (UKR)	0	0	*1	1	1	1	*2	2	3	3	*4	5	5	6	*7	8	9	9	*10	10	11

### Note:

The "Greatest deficit overcome" only applies when the player ends up winning the game.

### Legend:

\* Server

No. Number





## Match Results 試合結果

DEVOS Laurens (BEL) 3-2 NOZDRUNOV Iurii (RPC)

Game Summary		Match	Game 1	Game 2	Game 3	Game 4	Game 5
DEVOS Laurens	BEL	3	11	8	11	11	11
NOZDRUNOV Iurii	RPC	2	8	11	1	13	4
Duration:		31min	5min	5min	3min	9min	5min

Match No.: 23 Table: 2

Umpires: DZIOBA Grzegorz (CAN) BYSTRICAN Marian (SVK)

Player Statistics	DEVOS Laurens (BEL)						NOZDRUNOV Iurii (RPC)					
	Game					Match	Game					Match
	1	2	3	4	5		1	2	3	4	5	
Points won	11	8	11	11	11	52	8	11	1	13	4	37
Biggest lead	3	2	10	1	7	10	2	3	1	2	-	3
Points won on own serve	5	4	6	7	5	27	4	5	1	8	2	20
Points lost on own serve	4	6	0	5	2	17	6	4	5	4	6	25
Most consecutive points won	3	2	11	2	5	11	4	5	1	3	2	5
Greatest deficit overcome	2	-	1	-	-	2	-	2	-	1	-	2
Handedness/Grip	/						/					

Game/Match Statistics	Game					Match
	1	2	3	4	5	
Longest rally (strokes)	8	9	7	8	11	11
Average rally	3	3	4	3	4	4

### Game Progress

1	DEVOS Laurens (BEL)	0	1	*1	2	3	3	*3	3	3	4	*5	5	6	6	*7	8	8	9	*10	11					
	NOZDRUNOV Iurii (RPC)	*0	0	1	1	*1	2	3	4	*5	5	5	6	*6	7	7	7	*8	8	8	8					
2	DEVOS Laurens (BEL)	*0	1	1	2	*3	3	4	4	*5	5	5	5	*5	5	6	6	*7	8	8	8					
	NOZDRUNOV Iurii (RPC)	0	0	*1	1	1	2	*2	3	3	4	*5	6	7	8	*8	9	9	9	*10	11					
3	DEVOS Laurens (BEL)	0	0	*1	2	3	4	*5	6	7	8	*9	10	11												
	NOZDRUNOV Iurii (RPC)	*0	1	1	1	*1	1	1	1	*1	1	1	1	1												
4	DEVOS Laurens (BEL)	*0	1	1	2	*2	3	3	3	*3	4	5	5	*5	6	7	7	*8	9	9	9	*10	10	*11	11	11
	NOZDRUNOV Iurii (RPC)	0	0	*1	1	2	2	*3	4	5	5	*5	6	7	7	*7	8	8	8	*9	10	10	*11	11	*12	13
5	DEVOS Laurens (BEL)	0	1	*2	2	2	3	*3	4	5	6	*6	7	8	9	*10	11									
	NOZDRUNOV Iurii (RPC)	*0	0	0	1	*2	2	3	3	*3	3	4	4	*4	4	4	4									

**Note:**  
The "Greatest deficit overcome" only applies when the player ends up winning the game.

**Legend:**  
\* Server  
No. Number



Match Results  
試合結果

MA Lin (AUS) 3-1 MAI Ivan (UKR)

Game Summary		Match	Game 1	Game 2	Game 3	Game 4	Game 5
MA Lin	AUS	3	12	7	11	11	
MAI Ivan	UKR	1	10	11	6	5	
Duration:		30min	7min	6min	7min	7min	

Match No.: 24 Table: 1

Umpires: BOGREN Ingrid (SWE) FERREIRA Maria (BRA)

Player Statistics	MA Lin (AUS)					Match	MAI Ivan (UKR)					Match
	Game						Game					
	1	2	3	4	5		1	2	3	4	5	
Points won	12	7	11	11		41	10	11	6	5		32
Biggest lead	5	3	5	6		6	1	4	1	-		4
Points won on own serve	5	2	7	7		21	4	5	4	4		17
Points lost on own serve	6	6	2	1		15	7	5	4	4		20
Most consecutive points won	4	3	5	3		5	5	7	2	2		7
Greatest deficit overcome	1	-	1	-		1	-	3	-	-		3
Handedness/Grip						/						/

Game/Match Statistics	Game					Match
	1	2	3	4	5	
Longest rally (strokes)	9	11	7	11		11
Average rally	3	4	4	4		3

Game Progress

1	MA Lin (AUS)	*0	0	1	2	*2	2	3	4	*5	6	6	7	*8	8	9	10	*10	10	10	10	*10	11	12
	MAI Ivan (UKR)	0	1	*1	1	2	3	*3	3	3	3	*4	4	4	5	*5	5	6	7	*8	9	10	*10	10
2	MA Lin (AUS)	0	1	*1	1	2	3	*4	4	5	6	*6	6	6	6	*6	6	6	7	7				
	MAI Ivan (UKR)	*0	0	1	2	*2	2	2	3	*3	3	4	5	*6	7	8	9	*10	10	11				
3	MA Lin (AUS)	*0	0	1	2	*3	4	5	5	*5	6	7	7	*8	9	9	9	*10	11					
	MAI Ivan (UKR)	0	1	*1	1	1	1	*1	2	3	3	*3	4	4	4	*5	6	6	6					
4	MA Lin (AUS)	0	1	*1	2	3	4	*4	5	6	7	*7	8	8	8	*9	10	11						
	MAI Ivan (UKR)	*0	0	1	1	*1	1	2	2	*2	2	3	3	*4	5	5	5	5						

Note:

The "Greatest deficit overcome" only applies when the player ends up winning the game.

Legend:

\* Server

No. Number



Match Results  
試合結果

DEVOS Laurens (BEL) 3-1 MA Lin (AUS)

Game Summary		Match	Game 1	Game 2	Game 3	Game 4	Game 5
DEVOS Laurens	BEL	3	9	11	11	11	
MA Lin	AUS	1	11	6	3	3	
Duration:		24min	6min	6min	5min	5min	

Match No.: 25 Table: 2

Umpires: SHIBATA Keiko (JPN) SAMAL Jiban Ballav (IND)

Player Statistics	DEVOS Laurens (BEL)					Match	MA Lin (AUS)					Match
	Game						Game					
	1	2	3	4	5		1	2	3	4	5	
Points won	9	11	11	11		42	11	6	3	3		23
Biggest lead	1	5	8	8		8	2	1	-	1		2
Points won on own serve	4	5	6	5		20	5	2	3	0		10
Points lost on own serve	6	4	0	3		13	5	6	5	6		22
Most consecutive points won	3	4	4	5		5	3	2	1	1		3
Greatest deficit overcome	-	1	-	1		1	1	-	-	-		1
Handedness/Grip	/						/					

Game/Match Statistics	Game					Match
	1	2	3	4	5	
Longest rally (strokes)	5	7	8	8		8
Average rally	4	4	4	4		4

Game Progress

1	DEVOS Laurens (BEL)	0	1	*1	1	1	2	*3	4	4	5	*5	5	6	7	*7	8	8	8	*8	9	9
	MA Lin (AUS)	*0	0	1	2	*3	3	3	3	*4	4	5	6	*6	6	7	7	*8	9	10	10	11
2	DEVOS Laurens (BEL)	*0	0	1	2	*3	3	3	4	*5	6	7	7	*8	8	9	9	*10	11			
	MA Lin (AUS)	0	1	*1	1	1	2	*3	3	3	3	*3	4	4	5	*5	6	6	6			
3	DEVOS Laurens (BEL)	0	1	*1	2	3	3	*4	5	6	7	*7	8	9	10	11						
	MA Lin (AUS)	*0	0	1	1	*1	2	2	2	*2	2	3	3	*3	3	3						
4	DEVOS Laurens (BEL)	*0	0	1	2	*3	4	4	5	*6	6	7	8	*9	10	11						
	MA Lin (AUS)	0	1	*1	1	1	1	*2	2	2	3	*3	3	3	3	3						

Note:

The "Greatest deficit overcome" only applies when the player ends up winning the game.

Legend:

\* Server No. Number



## Player Statistics

プレーヤーの統計

As of SAT 28 AUG 2021

Players	NPC Code	Matches				Games				Match Duration	
		Played	Won	Lost	%Won	Played	Won	Lost	%Won	All	Average
AGUNBIADJE Tajudeen	NGR	3	1	2	33%	11	3	8	27%	1h5min	22min
		Points Won				Points Lost					
		Total	Own Serve: 54		Most Consecutive: 5		Total	Own Serve: 47		Most Consecutive: 8	
		91	Opp. Serve: 37		GDO: 1		109	Opp. Serve: 62		GLL: 4	
CHEE Chaoming	MAS	3	0	3	0%	9	0	9	0%	1h	20min
		Points Won				Points Lost					
		Total	Own Serve: 34		Most Consecutive: 5		Total	Own Serve: 45		Most Consecutive: 7	
		58	Opp. Serve: 24		GDO: 0		99	Opp. Serve: 54		GLL: 2	
DEVOS Laurens	BEL	5	5	0	100%	18	15	3	83%	1h47min	21min
		Points Won				Points Lost					
		Total	Own Serve: 106		Most Consecutive: 11		Total	Own Serve: 55		Most Consecutive: 5	
		197	Opp. Serve: 91		GDO: 3		121	Opp. Serve: 66		GLL: 2	
FACEY THOMPSON Ashley	GBR	3	1	2	33%	14	6	8	43%	1h41min	34min
		Points Won				Points Lost					
		Total	Own Serve: 77		Most Consecutive: 7		Total	Own Serve: 59		Most Consecutive: 6	
		131	Opp. Serve: 54		GDO: 4		140	Opp. Serve: 81		GLL: 2	
IWABUCHI Koyo	JPN	3	1	2	33%	14	6	8	43%	1h53min	38min
		Points Won				Points Lost					
		Total	Own Serve: 76		Most Consecutive: 4		Total	Own Serve: 61		Most Consecutive: 7	
		131	Opp. Serve: 55		GDO: 3		140	Opp. Serve: 79		GLL: 4	
KALEM Mohamed	ITA	3	1	2	33%	11	5	6	45%	1h22min	27min
		Points Won				Points Lost					
		Total	Own Serve: 51		Most Consecutive: 6		Total	Own Serve: 47		Most Consecutive: 7	
		93	Opp. Serve: 42		GDO: 5		100	Opp. Serve: 53		GLL: 4	
KATS Lev	UKR	4	2	2	50%	16	8	8	50%	1h43min	26min
		Points Won				Points Lost					
		Total	Own Serve: 77		Most Consecutive: 6		Total	Own Serve: 71		Most Consecutive: 5	
		147	Opp. Serve: 70		GDO: 3		148	Opp. Serve: 77		GLL: 2	



## Player Statistics

プレーヤーの統計

As of SAT 28 AUG 2021

Players	NPC Code	Matches				Games				Match Duration		
		Played	Won	Lost	%Won	Played	Won	Lost	%Won	All	Average	
LEIBOVITZ Tahl	USA	3	1	2	33%	11	5	6	45%	1h14min	25min	
		Points Won				Points Lost						
		Total	Own Serve: 49			Most Consecutive: 6		Total	Own Serve: 46			Most Consecutive: 10
		91	Opp. Serve: 42			GDO: 2		97	Opp. Serve: 51			GLL: 3
MA Lin	AUS	Matches				Games				Match Duration		
		Played	Won	Lost	%Won	Played	Won	Lost	%Won	All	Average	
		6	5	1	83%	20	16	4	80%	2h10min	22min	
		Points Won				Points Lost						
Total	Own Serve: 94			Most Consecutive: 9		Total	Own Serve: 76			Most Consecutive: 7		
196	Opp. Serve: 102			GDO: 4		146	Opp. Serve: 70			GLL: 3		
MAI Ivan	UKR	Matches				Games				Match Duration		
		Played	Won	Lost	%Won	Played	Won	Lost	%Won	All	Average	
		4	3	1	75%	17	10	7	59%	2h9min	32min	
		Points Won				Points Lost						
Total	Own Serve: 82			Most Consecutive: 7		Total	Own Serve: 69			Most Consecutive: 5		
155	Opp. Serve: 73			GDO: 3		149	Opp. Serve: 80			GLL: 2		
NOZDRUNOV Iurii	RPC	Matches				Games				Match Duration		
		Played	Won	Lost	%Won	Played	Won	Lost	%Won	All	Average	
		5	3	2	60%	25	13	12	52%	2h39min	32min	
		Points Won				Points Lost						
Total	Own Serve: 127			Most Consecutive: 8		Total	Own Serve: 105			Most Consecutive: 11		
232	Opp. Serve: 105			GDO: 3		234	Opp. Serve: 129			GLL: 4		
PEREZ GONZALEZ Juan	ESP	Matches				Games				Match Duration		
		Played	Won	Lost	%Won	Played	Won	Lost	%Won	All	Average	
		2	0	2	0%	6	0	6	0%	39min	20min	
		Points Won				Points Lost						
Total	Own Serve: 17			Most Consecutive: 3		Total	Own Serve: 32			Most Consecutive: 7		
36	Opp. Serve: 19			GDO: 0		66	Opp. Serve: 34			GLL: 3		
STACEY Joshua	GBR	Matches				Games				Match Duration		
		Played	Won	Lost	%Won	Played	Won	Lost	%Won	All	Average	
		4	2	2	50%	16	8	8	50%	1h57min	29min	
		Points Won				Points Lost						
Total	Own Serve: 76			Most Consecutive: 7		Total	Own Serve: 66			Most Consecutive: 9		
142	Opp. Serve: 66			GDO: 3		148	Opp. Serve: 82			GLL: 5		
ZHAO Yi Qing	CHN	Matches				Games				Match Duration		
		Played	Won	Lost	%Won	Played	Won	Lost	%Won	All	Average	
		2	0	2	0%	10	4	6	40%	1h9min	35min	
		Points Won				Points Lost						
Total	Own Serve: 47			Most Consecutive: 8		Total	Own Serve: 41			Most Consecutive: 5		
87	Opp. Serve: 40			GDO: 4		90	Opp. Serve: 49			GLL: 3		

**Note:**

The "Greatest deficit overcome" only applies when the player ends up winning the game and "Greatest lead lost" only when losing.

**Legend:**

**GDO** Greatest deficit overcome    **GLL** Greatest lead lost    **Opp.** Opponent's



## Tournament Statistics

トーナメントの統計

As of SAT 28 AUG 2021

Statistics	Preliminaries	Quarterfinals	Semifinals	Finals	Total
<b>Matches</b>					
Total	18	4	2	1	25
Game Margin: 3:0	9 50%	2 50%			11 44%
3:1	2 11%		1 50%	1 100%	4 16%
3:2	7 39%	2 50%	1 50%		10 40%
Invalid Results Mark					
Duration: Total	8h1min	1h48min	1h1min	24min	11h14min
Longest	45min	38min	31min	24min	45min
Shortest	16min	17min	30min	24min	16min
Average	27min	27min	31min	24min	27min
<b>Games</b>					
Total	70	16	9	4	99
Point Margin: 11					
10			1 11%		1 1%
9	1 1%				1 1%
8	1 1%	1 6%		2 50%	4 4%
7	6 9%		1 11%		7 7%
6	9 13%	2 13%	1 11%		12 12%
5	11 16%		1 11%	1 25%	13 13%
4	16 23%	4 25%	1 11%		21 21%
3	10 14%	4 25%	2 22%		16 16%
2	16 23%	5 31%	2 22%	1 25%	24 24%
Invalid Results Mark					
Duration: Total	7h10min	1h40min	54min	22min	10h6min
Longest	11min	9min	9min	6min	11min
Shortest	4min	5min	3min	5min	3min
Average	6min	6min	6min	6min	6min
<b>Points</b>					
Total	1256	304	162	65	1787
Per game	17.94	19.00	18.00	16.25	18.05
Most consecutive won	10	8	11	5	11
Greatest deficit overcome	5	3	3	1	5
Longest rally	30	17	11	8	30
Average rally	4	4	4	4	4

**Note:**

The "Greatest deficit overcome" only applies when the player ends up winning the game.



Medallists  
メダリスト

Medal	Name	NPC
GOLD	DEVOS Laurens	BEL - Belgium
SILVER	MA Lin	AUS - Australia
BRONZE	MAI Ivan	UKR - Ukraine
	NOZDRUNOV Iurii	RPC - RPC



## Entry List by Event

種目別エントリーリスト

As of SUN 22 AUG 2021

NPC	Name	Date of Birth	Qualification Pathway	World Ranking
AUS - Australia	COUGHLAN Joel	13 JUL 1988	CQ	14
AUT - Austria	GARDOS Krisztian	6 APR 1975	QR	5
BRA - Brazil	CARBINATTI JUNIOR Carlos Alberto	8 AUG 1984	CQ	12
CHN - People's Republic of China	LIAN Hao	7 JUN 1995	QI	3
ESP - Spain	RUIZ REYES Jose Manuel	16 JUL 1978	QR	7
FRA - France	BOHEAS Mateo	9 OCT 1996	QR	4
	de la BOURDONNAYE Gilles	27 JAN 1973	QT	8
INA - Indonesia	AKBAR Komet	10 JAN 1986	CQ	10
	JACOBS David	21 JUN 1977	QR	2
MNE - Montenegro	BAKIC Luka	6 JUN 1991	QI	9
	RADOVIC Filip	8 JUL 2000	QR	6
NGR - Nigeria	OLUFEMI Alabi	6 JAN 1973	CQ	11
POL - Poland	CHOJNOWSKI Patryk	5 APR 1990	CQ	1
RSA - South Africa	COGILL Theo	23 FEB 1987	QI	13

### Legend:

<b>CQ</b>	Continental Qualification	<b>QI</b>	Qualified by Invitation	<b>QR</b>	World Ranking
<b>QT</b>	Qualification Tournament				





Draw - Preliminary Round  
トーナメント表 - 予選ラウンド

GROUP A

Match	Day	Time	Table	Name	1	2	3	Pts	Rk
3-1	25 AUG	16:00	3	1 CHOJNOWSKI Patryk (POL)		<b>3:1</b> 6,8,-8,4	<b>3:0</b> 5,7,6	4	1
2-1	26 AUG	16:00	2						
2-3	27 AUG	13:00	2	2 de la BOURDONNAYE Gilles (FRA)	<b>1:3</b> -6,-8,8,-4		<b>2:3</b> -6,5,7,-8,-9	2	3
				3 AKBAR Komet (INA)	<b>0:3</b> -5,-7,-6	<b>3:2</b> 6,-5,-7,8,9		3	2

GROUP B

Match	Day	Time	Table	Name	1	2	3	Pts	Rk
3-1	25 AUG	16:40	1	1 JACOBS David (INA)		<b>3:0</b> 9,4,4	<b>3:0</b> 5,7,9	4	1
2-1	26 AUG	16:00	1						
2-3	27 AUG	13:00	1	2 RUIZ REYES Jose Manuel (ESP)	<b>0:3</b> -9,-4,-4		<b>0:3</b> -6,-4,-6	2	3
				3 BAKIC Luka (MNE)	<b>0:3</b> -5,-7,-9	<b>3:0</b> 6,4,6		3	2

GROUP C

Match	Day	Time	Table	Name	1	2	3	4	Pts	Rk
3-1	25 AUG	16:40	4	1 LIAN Hao (CHN)		<b>2:3</b> -10,9,5,-6,-5	<b>3:0</b> 6,4,9	<b>3:2</b> -4,5,-11,4,7	5	2
2-4	25 AUG	16:40	3							
4-3	26 AUG	16:00	3	2 RADOVIC Filip (MNE)	<b>3:2</b> 10,-9,-5,6,5		<b>3:0</b> 7,9,5	<b>3:1</b> 11,-11,7,9	6	1
2-1	26 AUG	16:00	4							
1-4	27 AUG	13:00	3	3 OLUFEMI Alabi (NGR)	<b>0:3</b> -6,-4,-9	<b>0:3</b> -7,-9,-5		<b>0:3</b> -9,-8,-6	3	4
2-3	27 AUG	13:00	4							
				4 COUGHLAN Joel (AUS)	<b>2:3</b> 4,-5,11,-4,-7	<b>1:3</b> -11,11,-7,-9	<b>3:0</b> 9,8,6		4	3

GROUP D

Match	Day	Time	Table	Name	1	2	3	4	Pts	Rk
3-1	25 AUG	16:00	1	1 BOHEAS Mateo (FRA)		<b>3:1</b> -11,11,4,3	<b>3:0</b> 4,4,8	<b>3:1</b> 13,5,-7,9	6	1
2-4	25 AUG	16:00	4							
4-3	26 AUG	13:40	3	2 GARDOS Krisztian (AUT)	<b>1:3</b> 11,-11,-4,-3		<b>3:1</b> -6,9,5,9	<b>3:0</b> 5,9,7	5	2
2-1	26 AUG	13:40	4							
1-4	27 AUG	13:40	1	3 CARBINATTI JUNIOR Carlos Alberto (BRA)	<b>0:3</b> -4,-4,-8	<b>1:3</b> 6,-9,-5,-9		<b>3:0</b> 8,12,5	4	3
2-3	27 AUG	13:40	3							
				4 COGILL Theo (RSA)	<b>1:3</b> -13,-5,7,-9	<b>0:3</b> -5,-9,-7	<b>0:3</b> -8,-12,-5		3	4



Draw - Preliminary Round  
トーナメント表 - 予選ラウンド

**Qualification rule:**

First and Second from each group will qualify for the Quarterfinals.

**Legend:**

Pts	Points	Rk	Rank
-----	--------	----	------



Draw - Final Rounds  
トーナメント表 - 最終ラウンド

QUALIFIED FROM GROUPS				
Group	Rk	Name	NPC	Match Points
A	1	CHOJNOWSKI Patryk	POL	4
B	1	JACOBS David	INA	4
C	1	RADOVIC Filip	MNE	6
D	1	BOHEAS Mateo	FRA	6
A	2	AKBAR Komet	INA	3
B	2	BAKIC Luka	MNE	3
C	2	LIAN Hao	CHN	5
D	2	GARDOS Krisztian	AUT	5

Quarterfinals	NPC Code	Semifinals	NPC Code	Finals	NPC Code
CHOJNOWSKI Patryk	POL	CHOJNOWSKI Patryk	POL	CHOJNOWSKI Patryk	POL
BAKIC Luka	MNE	3-0 (11:8, 11:5, 11:4)		3-1 (13:11, 9:11, 11:4, 11:9)	
GARDOS Krisztian	AUT	RADOVIC Filip	MNE	3-1 (11:8, 11:8, 12:14, 11:8)	
RADOVIC Filip	MNE				
BOHEAS Mateo	FRA	BOHEAS Mateo	FRA	BOHEAS Mateo	FRA
AKBAR Komet	INA	3-1 (14:12, 11:5, 5:11, 12:10)		3-2 (11:9, 11:8, 3:11, 5:11, 11:8)	
LIAN Hao	CHN	JACOBS David	INA		
JACOBS David	INA	3-2 (11:6, 12:10, 6:11, 10:12, 17:15)			
					<b>GOLD</b>
					CHOJNOWSKI Patryk
					3-0 (11:8, 11:5, 12:10)
					<b>SILVER</b>
					BOHEAS Mateo
					FRA
					<b>BRONZE</b>
					JACOBS David
					INA
					RADOVIC Filip
					MNE

Legend:  
Rk Rank



## Match Results 試合結果

AKBAR Komet (INA) 0-3 CHOJNOWSKI Patryk (POL)

Game Summary		Match	Game 1	Game 2	Game 3	Game 4	Game 5
AKBAR Komet	INA	0	5	7	6		
CHOJNOWSKI Patryk	POL	3	11	11	11		
Duration:		21min	5min	6min	7min		

Match No.: 1 Table: 3

Umpires: IOKI Setsuko (JPN) SHIBATA Keiko (JPN)

Player Statistics	AKBAR Komet (INA)					Match	CHOJNOWSKI Patryk (POL)					Match
	Game						Game					
	1	2	3	4	5		1	2	3	4	5	
Points won	5	7	6			18	11	11	11			33
Biggest lead	1	1	1			1	6	4	5			6
Points won on own serve	4	3	3			10	7	4	6			17
Points lost on own serve	4	7	5			16	1	4	3			8
Most consecutive points won	2	2	2			2	6	5	3			6
Greatest deficit overcome	-	-	-			-	1	1	1			1
Handedness/Grip	/						/					

Game/Match Statistics	Game					Match
	1	2	3	4	5	
Longest rally (strokes)	6	7	6			7
Average rally	4	5	3			4

### Game Progress

1	AKBAR Komet (INA)	0	1	*1	1	1	1	*1	1	2	2	*2	3	4	4	*4	5	5		
	CHOJNOWSKI Patryk (POL)	*0	0	1	2	*3	4	5	6	*6	7	8	8	*8	9	10	10	11		
2	AKBAR Komet (INA)	*0	0	1	2	*2	3	3	3	*3	3	3	4	*5	5	6	7	*7	7	7
	CHOJNOWSKI Patryk (POL)	0	1	*1	1	2	2	*3	4	5	6	*7	7	7	8	*8	8	9	10	11
3	AKBAR Komet (INA)	0	1	*1	1	2	2	*3	3	3	3	*4	5	5	5	*5	6	6	6	
	CHOJNOWSKI Patryk (POL)	*0	0	1	2	*2	3	3	4	*5	6	6	6	*7	8	9	9	*10	11	

**Note:**  
The "Greatest deficit overcome" only applies when the player ends up winning the game.

**Legend:**  
\* Server No. Number



## Match Results 試合結果

BAKIC Luka (MNE) 0-3 JACOBS David (INA)

Game Summary		Match	Game 1	Game 2	Game 3	Game 4	Game 5
BAKIC Luka	MNE	0	5	7	9		
JACOBS David	INA	3	11	11	11		
Duration:		18min	5min	6min	7min		

Match No.: 4 Table: 1

Umpires: FOUCHARD Frederic (FRA) FUKUDA Tomoko (JPN)

Player Statistics	BAKIC Luka (MNE)					Match	JACOBS David (INA)					Match
	Game						Game					
	1	2	3	4	5		1	2	3	4	5	
Points won	5	7	9			21	11	11	11			33
Biggest lead	1	-	4			4	6	5	2			6
Points won on own serve	4	4	6			14	7	7	7			21
Points lost on own serve	4	4	4			12	1	3	3			7
Most consecutive points won	2	3	3			3	4	3	4			4
Greatest deficit overcome	-	-	-			-	1	-	4			4
Handedness/Grip	/						/					

Game/Match Statistics	Game					Match
	1	2	3	4	5	
Longest rally (strokes)	9	13	20			20
Average rally	4	6	6			5

### Game Progress

1 BAKIC Luka (MNE)	*0	1	1	1	*1	1	2	2	*2	2	2	3	*3	4	5	5	5				
JACOBS David (INA)	0	0	*1	2	3	4	*4	5	6	7	*8	8	9	9	*9	10	11				
2 BAKIC Luka (MNE)	0	0	*0	0	1	1	*1	2	2	2	*3	4	5	5	*6	6	6	7	7		
JACOBS David (INA)	*0	1	2	3	*3	4	5	5	*6	7	7	7	*7	8	8	9	*10	10	11		
3 BAKIC Luka (MNE)	*0	1	2	3	*3	4	5	5	*6	6	6	6	*6	7	8	8	*9	9	9	9	9
JACOBS David (INA)	0	0	*0	0	1	1	*1	2	2	3	*4	5	6	6	*6	7	7	8	*9	10	11

**Note:**  
The "Greatest deficit overcome" only applies when the player ends up winning the game.

**Legend:**  
\* Server No. Number



## Match Results 試合結果

OLUFEMI Alabi (NGR) 0-3 LIAN Hao (CHN)

Game Summary		Match	Game 1	Game 2	Game 3	Game 4	Game 5
OLUFEMI Alabi	NGR	0	6	4	9		
LIAN Hao	CHN	3	11	11	11		
Duration:		15min	4min	5min	6min		

Match No.: 6 Table: 4

Umpires: SELIG Gert (GER) HIGASHIJIMA Masae (JPN)

Player Statistics	OLUFEMI Alabi (NGR)					Match	LIAN Hao (CHN)					Match
	Game						Game					
	1	2	3	4	5		1	2	3	4	5	
Points won	6	4	9			19	11	11	11			33
Biggest lead	1	-	3			3	6	7	3			7
Points won on own serve	3	2	5			10	6	5	6			17
Points lost on own serve	5	6	5			16	3	2	4			9
Most consecutive points won	2	1	4			4	4	4	5			5
Greatest deficit overcome	-	-	-			-	1	-	3			3
Handedness/Grip	/						/					

Game/Match Statistics	Game					Match
	1	2	3	4	5	
Longest rally (strokes)	5	13	9			13
Average rally	3	4	4			4

### Game Progress

1	OLUFEMI Alabi (NGR)	0	1	*1	1	1	2	*2	2	2	2	*3	3	4	4	*4	5	6	6				
	LIAN Hao (CHN)	*0	0	1	2	*3	3	4	5	*6	7	7	8	*8	9	10	10	*10	11				
2	OLUFEMI Alabi (NGR)	*0	0	0	1	*1	1	1	1	*2	2	3	3	*3	4	4	4	4	4				
	LIAN Hao (CHN)	0	1	*2	2	3	4	*5	6	6	7	*7	8	9	9	*10	11	11	11				
3	OLUFEMI Alabi (NGR)	0	1	*1	1	1	1	*2	3	4	5	*5	6	7	8	*8	8	8	8	*8	9	9	
	LIAN Hao (CHN)	*0	0	1	2	*3	4	4	4	*4	4	5	5	*5	5	6	7	*8	9	10	10	10	11

**Note:**  
The "Greatest deficit overcome" only applies when the player ends up winning the game.

**Legend:**  
\* Server No. Number



## Match Results 試合結果

CARBINATTI JUNIOR Carlos Alberto (BRA) **0-3** BOHEAS Mateo (FRA)

Game Summary		Match	Game 1	Game 2	Game 3	Game 4	Game 5
CARBINATTI JUNIOR Carlos Alberto	BRA	0	4	4	8		
BOHEAS Mateo	FRA	3	11	11	11		
Duration:		19min	5min	5min	6min		

Match No.: 2 Table: 1

Umpires: KONNO Kazuko (JPN) YAMAGUCHI Yumi (JPN)

Player Statistics	CARBINATTI JUNIOR Carlos Alberto (BRA)					Match	BOHEAS Mateo (FRA)					Match	
	Game						Match	Game					
	1	2	3	4	5			1	2	3	4		5
Points won	4	4	8			16	11	11	11			33	
Biggest lead	-	-	2			2	8	7	3			8	
Points won on own serve	2	3	6			11	5	7	7			19	
Points lost on own serve	6	4	4			14	2	1	2			5	
Most consecutive points won	3	1	3			3	5	4	5			5	
Greatest deficit overcome	-	-	-			-	-	-	2			2	
Handedness/Grip	/						/						

Game/Match Statistics	Game					Match
	1	2	3	4	5	
Longest rally (strokes)	9	10	10			10
Average rally	4	4	4			4

### Game Progress

1	CARBINATTI JUNIOR Carlos Alberto (BRA)	*0	0	0	0	*0	0	1	1	*1	1	1	2	*3	4	4	4				
	BOHEAS Mateo (FRA)	0	1	*2	3	4	5	*5	6	7	8	*9	9	9	9	*10	11				
2	CARBINATTI JUNIOR Carlos Alberto (BRA)	0	0	*0	1	1	2	*2	3	3	3	*3	3	4	4	*4	4				
	BOHEAS Mateo (FRA)	*0	1	2	2	*3	3	4	4	*5	6	7	8	*8	9	10	11				
3	CARBINATTI JUNIOR Carlos Alberto (BRA)	*0	0	1	1	*2	3	3	3	*4	5	6	6	*6	7	8	8	*8	8	8	8
	BOHEAS Mateo (FRA)	0	1	*1	2	2	2	*3	4	4	4	*4	5	6	6	*6	7	8	9	*10	11

### Note:

The "Greatest deficit overcome" only applies when the player ends up winning the game.

### Legend:

\* Server

No. Number



## Match Results 試合結果

de la BOURDONNAYE Gilles (FRA) 1-3 CHOJNOWSKI Patryk (POL)

Game Summary		Match	Game 1	Game 2	Game 3	Game 4	Game 5
de la BOURDONNAYE Gilles	FRA	1	6	8	11	4	
CHOJNOWSKI Patryk	POL	3	11	11	8	11	
Duration:		31min	6min	7min	9min	5min	

Match No.: 9 Table: 2

Umpires: NG Tsz Kin (HKG) ALIOTTA Esther (USA)

Player Statistics	de la BOURDONNAYE Gilles (FRA)					Match	CHOJNOWSKI Patryk (POL)					Match
	Game						Game					
	1	2	3	4	5		1	2	3	4	5	
Points won	6	8	11	4		29	11	11	8	11		41
Biggest lead	-	3	3	2		3	5	3	1	7		7
Points won on own serve	2	4	4	1		11	4	6	2	5		17
Points lost on own serve	7	5	6	6		24	4	4	7	3		18
Most consecutive points won	4	3	3	2		4	4	4	2	6		6
Greatest deficit overcome	-	-	1	-		1	-	3	-	2		3
Handedness/Grip	/						/					

Game/Match Statistics	Game					Match
	1	2	3	4	5	
Longest rally (strokes)	7	6	11	5		11
Average rally	4	3	4	3		4

### Game Progress

1	de la BOURDONNAYE Gilles (FRA)	*0	0	0	0	*1	1	1	1	*2	2	3	4	*5	6	6	6	*6	6		
	CHOJNOWSKI Patryk (POL)	0	1	*2	3	3	4	*5	6	6	7	*7	7	7	7	*8	9	10	11		
2	de la BOURDONNAYE Gilles (FRA)	0	1	*2	3	3	*4	5	5	5	*5	5	6	6	*7	7	8	8	*8	8	
	CHOJNOWSKI Patryk (POL)	*0	0	0	0	*1	2	2	2	*3	4	5	6	*6	7	7	8	*8	9	10	11
3	de la BOURDONNAYE Gilles (FRA)	*0	0	1	2	*3	3	3	4	*5	5	5	6	*6	6	7	8	*8	9	10	11
	CHOJNOWSKI Patryk (POL)	0	1	*1	1	1	2	*3	3	3	4	*5	5	6	7	*7	7	8	8	*8	8
4	de la BOURDONNAYE Gilles (FRA)	0	1	*2	2	2	*2	2	2	3	*3	3	4	4	*4	4					
	CHOJNOWSKI Patryk (POL)	*0	0	0	1	*2	3	4	5	*6	6	7	8	*8	9	10	11				

### Note:

The "Greatest deficit overcome" only applies when the player ends up winning the game.

### Legend:

\* Server No. Number





## Match Results 試合結果

RUIZ REYES Jose Manuel (ESP) **0-3** JACOBS David (INA)

Game Summary		Match	Game 1	Game 2	Game 3	Game 4	Game 5
RUIZ REYES Jose Manuel	ESP	0	9	4	4		
JACOBS David	INA	3	11	11	11		
Duration:		19min	6min	5min	6min		

Match No.: 10 Table: 1

Umpires: IOKI Setsuko (JPN) IGARASHI Kumiko (JPN)

Player Statistics	RUIZ REYES Jose Manuel (ESP)					Match	JACOBS David (INA)					Match
	Game						Game					
	1	2	3	4	5		1	2	3	4	5	
Points won	9	4	4			17	11	11	11			33
Biggest lead	1	1	-			1	2	7	7			7
Points won on own serve	4	2	1			7	5	5	5			15
Points lost on own serve	6	6	6			18	5	2	3			10
Most consecutive points won	2	2	2			2	3	6	5			6
Greatest deficit overcome	-	-	-			-	1	1	-			1
Handedness/Grip	/						/					

Game/Match Statistics	Game					Match
	1	2	3	4	5	
Longest rally (strokes)	7	11	11			11
Average rally	4	4	5			4

### Game Progress

1	RUIZ REYES Jose Manuel (ESP)	0	1	*1	2	2	2	*3	4	4	5	*5	5	5	6	*7	7	8	8	*8	9	9
	JACOBS David (INA)	*0	0	1	1	*2	3	3	3	*4	4	5	6	*7	7	7	8	*8	9	10	10	11
2	RUIZ REYES Jose Manuel (ESP)	*0	0	1	2	*2	2	2	3	*3	4	4	4	*4	4	4	4					
	JACOBS David (INA)	0	1	*1	1	2	3	*4	4	5	5	*6	7	8	9	*10	11					
3	RUIZ REYES Jose Manuel (ESP)	0	0	*0	0	0	0	*1	2	2	3	*3	3	3	4	*4	4					
	JACOBS David (INA)	*0	1	2	3	*4	5	5	5	*6	6	7	8	*9	9	10	11					

**Note:**  
The "Greatest deficit overcome" only applies when the player ends up winning the game.

**Legend:**  
\* Server **No.** Number



## Match Results 試合結果

**RADOVIC Filip (MNE) 3-1 COUGHLAN Joel (AUS)**

Game Summary		Match	Game 1	Game 2	Game 3	Game 4	Game 5
RADOVIC Filip	MNE	3	13	11	11	11	
COUGHLAN Joel	AUS	1	11	13	7	9	
Duration:		31min	7min	7min	5min	7min	

Match No.: 5 Table: 3

Umpires: GRIAZNOVA Liudmila (RUS) IGARASHI Kumiko (JPN)

Player Statistics	RADOVIC Filip (MNE)					Match	COUGHLAN Joel (AUS)					Match
	Game						Game					
	1	2	3	4	5		1	2	3	4	5	
Points won	13	11	11	11		46	11	13	7	9		40
Biggest lead	4	2	6	4		6	1	2	-	1		2
Points won on own serve	9	8	4	3		24	8	9	3	2		22
Points lost on own serve	3	4	4	7		18	4	3	7	8		22
Most consecutive points won	3	3	5	3		5	3	3	3	3		3
Greatest deficit overcome	1	-	-	1		1	-	2	-	-		2
Handedness/Grip	/						/					

Game/Match Statistics	Game					Match
	1	2	3	4	5	
Longest rally (strokes)	11	12	12	14		14
Average rally	5	4	5	5		4

### Game Progress

1	RADOVIC Filip (MNE)	0	1	*1	2	3	4	*4	5	6	6	*6	7	8	8	*8	9	9	9	*10	10	10	*10	11	*12	13
	COUGHLAN Joel (AUS)	*0	0	1	1	*1	1	2	2	*2	3	4	4	*4	5	6	6	*7	8	8	9	*10	11	*11	11	11
2	RADOVIC Filip (MNE)	*0	0	1	2	*2	3	3	3	*4	5	6	6	*6	7	7	8	*8	9	10	10	*10	11	*11	11	11
	COUGHLAN Joel (AUS)	0	1	*1	1	2	2	*3	4	4	4	*4	5	6	6	*7	7	8	8	*8	9	10	*10	11	*12	13
3	RADOVIC Filip (MNE)	0	1	*2	3	3	3	*4	5	6	7	*8	8	8	8	*9	9	10	10	11						
	COUGHLAN Joel (AUS)	*0	0	0	0	*1	2	2	2	*2	2	2	3	*4	5	5	6	*6	7	7						
4	RADOVIC Filip (MNE)	*0	0	1	2	*3	3	4	5	*6	6	6	6	*7	8	8	8	*9	9	9	10	11				
	COUGHLAN Joel (AUS)	0	1	*1	1	1	2	*2	2	2	3	*4	5	5	5	*6	7	7	8	*9	9	9				

### Note:

The "Greatest deficit overcome" only applies when the player ends up winning the game.

### Legend:

\* Server

No. Number



## Match Results 試合結果

**GARDOS Krisztian (AUT) 3-0 COGILL Theo (RSA)**

Game Summary		Match	Game 1	Game 2	Game 3	Game 4	Game 5
<b>GARDOS Krisztian</b>	AUT	3	11	11	11		
<b>COGILL Theo</b>	RSA	0	5	9	7		
Duration:		21min	5min	8min	7min		

Match No.: 3 Table: 4

Umpires: RASINEN Asko (FIN) FUJIMOTO Shigeko (JPN)

Player Statistics	GARDOS Krisztian (AUT)					Match	COGILL Theo (RSA)					Match
	Game						Game					
	1	2	3	4	5		1	2	3	4	5	
Points won	11	11	11			33	5	9	7			21
Biggest lead	6	2	5			6	2	5	1			5
Points won on own serve	6	6	5			17	3	5	4			12
Points lost on own serve	2	4	3			9	5	5	6			16
Most consecutive points won	5	7	6			7	2	4	5			5
Greatest deficit overcome	2	5	1			5	-	-	-			-
Handedness/Grip						/						/

Game/Match Statistics	Game					Match
	1	2	3	4	5	
Longest rally (strokes)	7	13	9			13
Average rally	4	5	5			5

### Game Progress

1 <b>GARDOS Krisztian (AUT)</b>	0	0	*0	1	1	2	*3	4	5	6	*6	7	8	9	*10	10	11				
COGILL Theo (RSA)	*0	1	2	2	*3	3	3	3	*3	3	4	4	*4	4	4	5	5				
2 <b>GARDOS Krisztian (AUT)</b>	*0	0	1	1	*2	3	3	3	*3	3	4	4	*4	4	5	6	*7	8	9	10	11
COGILL Theo (RSA)	0	1	*1	2	2	2	*3	4	5	6	*6	7	8	9	*9	9	9	9	*9	9	9
3 <b>GARDOS Krisztian (AUT)</b>	0	1	*1	1	2	3	*4	5	6	7	*7	7	7	7	*7	8	9	10	11		
COGILL Theo (RSA)	*0	0	1	2	*2	2	2	2	*2	2	3	4	*5	6	7	7	*7	7	7		

### Note:

The "Greatest deficit overcome" only applies when the player ends up winning the game.

### Legend:

\* Server

No. Number



## Match Results 試合結果

de la BOURDONNAYE Gilles (FRA) 2-3 AKBAR Komet (INA)

Game Summary		Match	Game 1	Game 2	Game 3	Game 4	Game 5
de la BOURDONNAYE Gilles	FRA	2	6	11	11	8	9
AKBAR Komet	INA	3	11	5	7	11	11
Duration:		37min	5min	6min	8min	8min	8min

Match No.: 13 Table: 2  
Umpires: SELIG Gert (GER) GRIAZNOVA Liudmila (RUS)

Player Statistics	de la BOURDONNAYE Gilles (FRA)						AKBAR Komet (INA)					
	Game					Match	Game					Match
	1	2	3	4	5		1	2	3	4	5	
Points won	6	11	11	8	9	45	11	5	7	11	11	45
Biggest lead	3	6	5	2	1	6	5	1	-	3	2	5
Points won on own serve	3	6	5	5	6	25	6	3	4	6	7	26
Points lost on own serve	5	2	3	5	4	19	3	5	6	3	3	20
Most consecutive points won	3	4	3	2	2	4	5	1	2	3	3	5
Greatest deficit overcome	-	1	-	-	-	1	3	-	-	2	1	3
Handedness/Grip	/						/					

Game/Match Statistics	Game					Match
	1	2	3	4	5	
Longest rally (strokes)	6	9	9	12	7	12
Average rally	3	4	5	4	3	4

### Game Progress

1	de la BOURDONNAYE Gilles (FRA)	0	1	*2	3	3	4	*4	4	4	4	*4	5	5	5	*5	6	6	6			
	AKBAR Komet (INA)	*0	0	0	0	*1	1	2	3	*4	5	6	6	*7	8	9	9	*10	11			
2	de la BOURDONNAYE Gilles (FRA)	*0	0	1	2	*3	4	4	5	*5	6	7	8	*8	9	10	10	11				
	AKBAR Komet (INA)	0	1	*1	1	1	1	*2	2	3	3	*3	3	4	4	*4	5	5				
3	de la BOURDONNAYE Gilles (FRA)	0	1	*2	3	3	4	*4	5	6	7	*7	8	8	9	*9	9	10	10	11		
	AKBAR Komet (INA)	*0	0	0	0	*1	1	2	2	*2	2	3	3	*4	4	5	6	*6	7	7		
4	de la BOURDONNAYE Gilles (FRA)	*0	1	1	2	*3	3	4	4	*4	5	5	5	*6	7	7	7	*7	8	8	8	
	AKBAR Komet (INA)	0	0	*1	1	1	2	*2	3	4	4	*5	6	6	6	*7	8	9	9	*10	11	
5	de la BOURDONNAYE Gilles (FRA)	0	0	*1	1	2	3	*3	4	4	5	*5	6	6	6	*6	7	8	8	*8	9	9
	AKBAR Komet (INA)	*0	1	1	2	*2	2	3	3	*4	4	5	5	*6	7	8	8	*8	9	10	10	11

**Note:**  
The "Greatest deficit overcome" only applies when the player ends up winning the game.

**Legend:**  
\* Server  
No. Number



## Match Results 試合結果

RUIZ REYES Jose Manuel (ESP) **0-3** BAKIC Luka (MNE)

Game Summary		Match	Game 1	Game 2	Game 3	Game 4	Game 5
RUIZ REYES Jose Manuel	ESP	0	6	4	6		
BAKIC Luka	MNE	3	11	11	11		
Duration:		17min	5min	4min	5min		

Match No.: 14 Table: 1

Umpires: TANAKA Rieko (JPN) GULLBERG Jens (DEN)

Player Statistics	RUIZ REYES Jose Manuel (ESP)					Match	BAKIC Luka (MNE)					Match
	Game						Game					
	1	2	3	4	5		1	2	3	4	5	
Points won	6	4	6			16	11	11	11			33
Biggest lead	-	-	1			1	5	7	5			7
Points won on own serve	3	1	2			6	5	5	4			14
Points lost on own serve	6	6	7			19	3	3	4			10
Most consecutive points won	2	2	3			3	5	4	3			5
Greatest deficit overcome	-	-	-			-	-	-	1			1
Handedness/Grip	/						/					

Game/Match Statistics	Game					Match
	1	2	3	4	5	
Longest rally (strokes)	6	7	15			15
Average rally	4	4	5			4

### Game Progress

1	RUIZ REYES Jose Manuel (ESP)	*0	0	1	1	*1	2	2	2	*3	4	4	5	*6	6	6	6	*6	6
	BAKIC Luka (MNE)	0	1	*1	2	3	3	*4	5	5	5	*6	6	6	7	*8	9	10	11
2	RUIZ REYES Jose Manuel (ESP)	0	0	*1	1	1	2	*3	3	3	3	*3	4	4	4	*4	4		4
	BAKIC Luka (MNE)	*0	1	1	2	*3	3	3	4	*5	6	7	7	*8	9	10	11		
3	RUIZ REYES Jose Manuel (ESP)	*0	0	0	1	*2	3	3	3	*3	4	4	4	*5	5	5	6	*6	6
	BAKIC Luka (MNE)	0	1	*2	2	2	2	*3	4	5	5	*6	7	7	8	*9	9	10	11

### Note:

The "Greatest deficit overcome" only applies when the player ends up winning the game.

### Legend:

\* Server

No. Number



## Match Results 試合結果

**COUGHLAN Joel (AUS) 3-0 OLUFEMI Alabi (NGR)**

Game Summary		Match	Game 1	Game 2	Game 3	Game 4	Game 5
COUGHLAN Joel	AUS	3	11	11	11		
OLUFEMI Alabi	NGR	0	9	8	6		
Duration:		17min	5min	6min	4min		

Match No.: 11 Table: 3

Umpires: SHIBATA Keiko (JPN) FUJIMOTO Shigeko (JPN)

Player Statistics	COUGHLAN Joel (AUS)					Match	OLUFEMI Alabi (NGR)					Match
	Game						Game					
	1	2	3	4	5		1	2	3	4	5	
Points won	11	11	11			33	9	8	6			23
Biggest lead	2	4	6			6	1	1	-			1
Points won on own serve	7	7	8			22	6	5	5			16
Points lost on own serve	3	3	1			7	4	4	3			11
Most consecutive points won	3	3	4			4	2	3	2			3
Greatest deficit overcome	1	1	-			1	-	-	-			-
Handedness/Grip	/						/					

Game/Match Statistics	Game					Match
	1	2	3	4	5	
Longest rally (strokes)	8	9	6			9
Average rally	4	3	4			4

### Game Progress

1	COUGHLAN Joel (AUS)	0	0	*1	2	3	3	*3	4	4	4	*5	5	6	7	*7	7	8	8	*9	10	11
	OLUFEMI Alabi (NGR)	*0	1	1	1	*1	2	3	3	*4	5	5	6	*6	6	7	8	*8	9	9	9	9
2	COUGHLAN Joel (AUS)	*0	0	1	1	*2	3	4	4	*5	6	7	7	*8	8	9	9	*9	9	10	11	
	OLUFEMI Alabi (NGR)	0	1	*1	2	2	2	*2	3	3	3	*3	4	4	5	*5	6	7	8	*8	8	
3	COUGHLAN Joel (AUS)	0	1	*2	3	4	4	*4	5	6	6	*7	8	9	9	*9	10	10	11			
	OLUFEMI Alabi (NGR)	*0	0	0	0	*0	1	2	2	*2	3	3	3	*3	4	5	5	6	6			

### Note:

The "Greatest deficit overcome" only applies when the player ends up winning the game.

### Legend:

\* Server

No. Number



## Match Results 試合結果

COGILL Theo (RSA) **0-3** CARBINATTI JUNIOR Carlos Alberto (BRA)

Game Summary		Match	Game 1	Game 2	Game 3	Game 4	Game 5
COGILL Theo	RSA	0	8	12	5		
CARBINATTI JUNIOR	BRA	3	11	14	11		
Duration:		21min	6min	9min	5min		

Match No.: 7 Table: 3

Umpires: TANAKA Rieko (JPN) BOGREN Ingrid (SWE)

Player Statistics	COGILL Theo (RSA)					Match	CARBINATTI JUNIOR Carlos Alberto (BRA)					Match
	Game						Game					
	1	2	3	4	5		1	2	3	4	5	
Points won	8	12	5			25	11	14	11			36
Biggest lead	3	3	-			3	3	2	6			6
Points won on own serve	4	7	3			14	5	8	6			19
Points lost on own serve	6	6	5			17	4	5	2			11
Most consecutive points won	2	3	2			3	4	4	5			5
Greatest deficit overcome	-	-	-			-	3	3	-			3
Handedness/Grip	/						/					

Game/Match Statistics	Game					Match
	1	2	3	4	5	
Longest rally (strokes)	15	13	11			15
Average rally	4	5	5			5

### Game Progress

1	COGILL Theo (RSA)	*0	1	2	2	*3	4	4	5	*5	5	5	6	*6	6	7	8	*8	8	8	8						
	CARBINATTI JUNIOR Carlos Alberto (BRA)	0	0	*0	1	1	1	*2	2	3	4	*5	5	6	7	*7	7	8	9	*10	11						
2	COGILL Theo (RSA)	0	1	*2	3	3	3	*4	4	5	5	*5	6	7	7	*8	9	9	9	*9	9	10	*10	11	*12	12	*12
	CARBINATTI JUNIOR Carlos Alberto (BRA)	*0	0	0	0	*1	2	2	3	*3	4	5	5	*5	6	6	6	*7	8	9	10	*10	11	*11	11	*12	13
		12																									
		14																									
3	COGILL Theo (RSA)	*0	0	0	0	*1	1	2	3	*3	3	3	3	*3	4	5	5	5	5								
	CARBINATTI JUNIOR Carlos Alberto (BRA)	0	1	*2	3	3	4	*4	4	5	6	*7	8	9	9	*9	10	11									

**Note:**  
The "Greatest deficit overcome" only applies when the player ends up winning the game.

**Legend:**  
\* Server  
No. Number



## Match Results 試合結果

**RADOVIC Filip (MNE) 3-2 LIAN Hao (CHN)**

Game Summary		Match	Game 1	Game 2	Game 3	Game 4	Game 5
RADOVIC Filip	MNE	3	12	9	5	11	11
LIAN Hao	CHN	2	10	11	11	6	5
Duration:		46min	9min	16min	6min	6min	7min

Match No.: 12 Table: 4

Umpires: ZAKI Khaled (EGY) SAMAL Jiban Ballav (IND)

Player Statistics	RADOVIC Filip (MNE)						LIAN Hao (CHN)					
	Game					Match	Game					Match
	1	2	3	4	5		1	2	3	4	5	
Points won	12	9	5	11	11	48	10	11	11	6	5	43
Biggest lead	2	1	-	6	6	6	1	3	6	-	-	6
Points won on own serve	8	4	2	5	7	26	7	5	5	3	4	24
Points lost on own serve	3	6	6	3	1	19	4	5	3	6	4	22
Most consecutive points won	3	3	2	3	3	3	2	4	4	3	2	4
Greatest deficit overcome	1	-	-	-	-	1	-	1	-	-	-	1
Handedness/Grip	/						/					

Game/Match Statistics	Game					Match
	1	2	3	4	5	
Longest rally (strokes)	15	11	13	9	15	15
Average rally	5	5	6	4	5	5

### Game Progress

1	RADOVIC Filip (MNE)	*0	0	1	2	*2	3	3	3	*4	5	6	6	*6	7	8	8	*8	9	9	9	*10	11	12
	LIAN Hao (CHN)	0	1	*1	1	2	2	*3	4	4	4	*4	5	6	6	*6	7	8	8	*9	10	10	*10	10
2	RADOVIC Filip (MNE)	0	0	*1	2	2	3	*3	3	3	3	*4	4	5	6	*6	7	8	9	*9	9	9	9	9
	LIAN Hao (CHN)	*0	1	1	1	*2	2	3	4	*5	6	6	7	*7	7	8	8	*8	8	9	10	10	11	11
3	RADOVIC Filip (MNE)	*0	0	1	1	*1	1	1	2	*3	3	4	4	*5	5	5	5	5	5	5	5	5	5	5
	LIAN Hao (CHN)	0	1	*1	2	3	4	*5	5	5	6	*6	7	7	8	*9	10	11	11	11	11	11	11	11
4	RADOVIC Filip (MNE)	0	1	*2	3	3	4	*5	5	6	6	*7	8	9	9	*9	9	10	11	11	11	11	11	11
	LIAN Hao (CHN)	*0	0	0	0	*1	1	1	2	*2	3	3	3	*3	4	5	6	*6	6	6	6	6	6	6
5	RADOVIC Filip (MNE)	*0	1	2	2	*2	3	4	4	*5	6	7	7	*8	8	9	10	11	11	11	11	11	11	11
	LIAN Hao (CHN)	0	0	*0	1	2	2	*2	3	3	3	*3	4	4	5	*5	5	5	5	5	5	5	5	5

### Note:

The "Greatest deficit overcome" only applies when the player ends up winning the game.

### Legend:

\* Server

No. Number





## Match Results 試合結果

GARDOS Krisztian (AUT) 1-3 BOHEAS Mateo (FRA)

Game Summary		Match	Game 1	Game 2	Game 3	Game 4	Game 5
GARDOS Krisztian	AUT	1	13	11	4	3	
BOHEAS Mateo	FRA	3	11	13	11	11	
Duration:		33min	9min	10min	6min	6min	

Match No.: 8 Table: 4

Umpires: HERMANS Michel (BEL) KHALILI MARANDI Pari (MAS)

Player Statistics	GARDOS Krisztian (AUT)					Match	BOHEAS Mateo (FRA)					Match
	Game						Game					
	1	2	3	4	5		1	2	3	4	5	
Points won	13	11	4	3		31	11	13	11	11		46
Biggest lead	2	1	-	-		2	4	4	7	8		8
Points won on own serve	7	5	1	3		16	6	6	4	8		24
Points lost on own serve	5	7	7	3		22	6	6	3	0		15
Most consecutive points won	4	4	3	2		4	4	4	5	6		6
Greatest deficit overcome	4	-	-	-		4	-	1	-	-		1
Handedness/Grip	/						/					

Game/Match Statistics	Game					Match
	1	2	3	4	5	
Longest rally (strokes)	12	12	9	9		12
Average rally	4	4	4	4		4

### Game Progress

1	GARDOS Krisztian (AUT)	*0	0	1	1	*1	1	1	2	*3	4	5	5	*5	6	6	6	*7	8	9	10	*10	10	*11	12	13
	BOHEAS Mateo (FRA)	0	1	*1	2	3	4	*5	5	5	5	*5	6	7	7	*8	9	9	9	*9	9	10	*11	11	*11	11
2	GARDOS Krisztian (AUT)	0	0	*0	0	0	1	*2	3	4	4	*5	5	6	6	*6	7	7	8	*9	9	10	*11	11	*11	11
	BOHEAS Mateo (FRA)	*0	1	2	3	*4	4	4	4	*4	5	5	6	*6	7	8	8	*9	9	9	10	*10	10	*11	12	13
3	GARDOS Krisztian (AUT)	*0	0	0	0	*0	0	1	2	*3	3	3	3	*4	4	4	4	4								4
	BOHEAS Mateo (FRA)	0	1	*2	3	4	5	*5	5	5	6	*7	8	8	9	*10	11									11
4	GARDOS Krisztian (AUT)	0	0	*0	0	0	0	*0	1	2	2	*2	2	3	3	3										3
	BOHEAS Mateo (FRA)	*0	1	2	3	*4	5	6	6	*6	7	8	9	*9	10	11										11

### Note:

The "Greatest deficit overcome" only applies when the player ends up winning the game.

### Legend:

\* Server

No. Number



## Match Results 試合結果

LIAN Hao (CHN) 3-2 COUGHLAN Joel (AUS)

Game Summary		Match	Game 1	Game 2	Game 3	Game 4	Game 5
LIAN Hao	CHN	3	4	11	11	11	11
COUGHLAN Joel	AUS	2	11	5	13	4	7
Duration:		33min	5min	5min	9min	6min	7min

Match No.: 15 Table: 3

Umpires: DAIRA Hiroe (JPN) HERMANS Michel (BEL)

Player Statistics	LIAN Hao (CHN)						COUGHLAN Joel (AUS)					
	Game					Match	Game					Match
	1	2	3	4	5		1	2	3	4	5	
Points won	4	11	11	11	11	48	11	5	13	4	7	40
Biggest lead	-	6	1	7	4	7	7	-	4	1	3	7
Points won on own serve	3	4	8	6	5	26	7	1	9	2	4	23
Points lost on own serve	4	4	4	2	3	17	1	7	3	5	6	22
Most consecutive points won	1	4	3	6	4	6	3	2	4	3	3	4
Greatest deficit overcome	-	-	-	1	3	3	-	-	1	-	-	1
Handedness/Grip	/						/					

Game/Match Statistics	Game					Match
	1	2	3	4	5	
Longest rally (strokes)	8	7	19	8	8	19
Average rally	4	3	5	4	5	4

### Game Progress

1	LIAN Hao (CHN)	0	0	*0	0	1	1	*1	2	2	2	*2	3	3	4	*4	4									
	COUGHLAN Joel (AUS)	*0	1	2	3	*3	4	5	5	*6	7	8	8	*9	9	10	11									
2	LIAN Hao (CHN)	*0	1	1	2	*2	3	4	5	*6	6	6	7	*8	8	9	10	11								
	COUGHLAN Joel (AUS)	0	0	*1	1	2	2	*2	2	2	3	*4	4	4	5	*5	5	5								
3	LIAN Hao (CHN)	0	0	*0	0	0	1	*1	2	3	4	*4	5	6	6	*7	8	8	8	*8	9	10	*10	11	*11	11
	COUGHLAN Joel (AUS)	*0	1	2	3	*4	4	5	5	*5	5	6	6	*6	7	7	7	*8	9	10	10	*10	11	*11	12	13
4	LIAN Hao (CHN)	*0	1	2	2	*2	2	3	4	*5	5	6	7	*8	9	10	11									
	COUGHLAN Joel (AUS)	0	0	*0	1	2	3	*3	3	3	4	*4	4	4	4	*4	4									
5	LIAN Hao (CHN)	0	0	*0	0	1	1	*2	3	4	5	*5	5	6	7	*8	9	9	10	11						
	COUGHLAN Joel (AUS)	*0	1	2	3	*3	4	4	4	*4	4	5	6	*6	6	6	6	*7	7	7						

### Note:

The "Greatest deficit overcome" only applies when the player ends up winning the game.

### Legend:

\* Server

No. Number



## Match Results 試合結果

**BOHEAS Mateo (FRA) 3-1 COGILL Theo (RSA)**

Game Summary		Match	Game 1	Game 2	Game 3	Game 4	Game 5
BOHEAS Mateo	FRA	3	15	11	7	11	
COGILL Theo	RSA	1	13	5	11	9	
Duration:		32min	9min	5min	7min	9min	

Match No.: 17 Table: 1

Umpires: IBA Yoko (JPN) YAMAGUCHI Yumi (JPN)

Player Statistics	BOHEAS Mateo (FRA)					Match	COGILL Theo (RSA)					Match
	Game						Game					
	1	2	3	4	5		1	2	3	4	5	
Points won	15	11	7	11		44	13	5	11	9		38
Biggest lead	3	7	1	2		7	1	-	4	2		4
Points won on own serve	8	5	5	4		22	7	2	8	3		20
Points lost on own serve	6	3	3	6		18	7	6	2	7		22
Most consecutive points won	4	6	2	4		6	3	2	3	2		3
Greatest deficit overcome	1	-	-	2		2	-	-	1	-		1
Handedness/Grip						/						/

Game/Match Statistics	Game					Match
	1	2	3	4	5	
Longest rally (strokes)	9	13	9	13		13
Average rally	3	5	4	4		4

### Game Progress

1	BOHEAS Mateo (FRA)	0	1	*1	2	2	2	*3	3	4	5	*6	7	7	7	*7	8	9	9	*10	10	10	*10	11	*11	12	*13
	COGILL Theo (RSA)	*0	0	1	1	*2	3	3	4	*4	4	4	4	*5	6	7	7	*7	8	8	9	*10	11	*11	12	*12	12
		13	*14	15																							
		*13	13	13																							
2	BOHEAS Mateo (FRA)	*0	1	1	2	*3	3	4	5	*6	7	8	9	*9	9	10	10	11									
	COGILL Theo (RSA)	0	0	*1	1	1	2	*2	2	2	2	*2	2	3	4	*4	5	5									
3	BOHEAS Mateo (FRA)	0	0	*1	1	2	2	*3	4	4	4	*4	5	6	6	*6	7	7	7	7							
	COGILL Theo (RSA)	*0	1	1	2	*2	3	3	3	*4	5	6	6	*6	7	8	8	*9	10	11							
4	BOHEAS Mateo (FRA)	*0	0	0	1	*2	3	4	4	*5	5	5	6	*6	6	7	7	*8	8	9	10	11					
	COGILL Theo (RSA)	0	1	*2	2	2	2	*2	3	3	4	*5	5	6	7	*7	8	8	9	*9	9	9					

### Note:

The "Greatest deficit overcome" only applies when the player ends up winning the game.

### Legend:

\* Server

No. Number



## Match Results 試合結果

**RADOVIC Filip (MNE) 3-0 OLUFEMI Alabi (NGR)**

Game Summary		Match	Game 1	Game 2	Game 3	Game 4	Game 5
RADOVIC Filip	MNE	3	11	11	11		
OLUFEMI Alabi	NGR	0	7	9	5		
Duration:		16min	5min	6min	4min		

Match No.: 16 Table: 4

Umpires: KHALILI MARANDI Pari (MAS) RASINEN Asko (FIN)

Player Statistics	RADOVIC Filip (MNE)					Match	OLUFEMI Alabi (NGR)					Match	
	Game						Match	Game					
	1	2	3	4	5			1	2	3	4		5
Points won	11	11	11			33	7	9	5			21	
Biggest lead	4	2	6			6	2	4	-			4	
Points won on own serve	7	7	6			20	6	6	3			15	
Points lost on own serve	1	3	2			6	4	4	5			13	
Most consecutive points won	3	4	5			5	2	3	3			3	
Greatest deficit overcome	2	4	-			4	-	-	-			-	
Handedness/Grip						/						/	

Game/Match Statistics	Game					Match
	1	2	3	4	5	
Longest rally (strokes)	8	7	6			8
Average rally	3	4	3			4

### Game Progress

1	RADOVIC Filip (MNE)	0	0	*0	1	2	2	*3	4	5	5	*6	7	7	7	*8	9	10	10	11		
	OLUFEMI Alabi (NGR)	*0	1	2	2	*2	3	3	3	*3	4	4	4	*5	6	6	6	*6	7	7		
2	RADOVIC Filip (MNE)	*0	0	1	1	*1	2	2	2	*2	3	3	4	*5	6	7	7	*7	8	9	10	11
	OLUFEMI Alabi (NGR)	0	1	*1	2	3	3	*4	5	6	6	*7	7	7	7	*7	8	9	9	*9	9	9
3	RADOVIC Filip (MNE)	0	1	*1	2	3	4	*5	5	6	6	*6	6	7	8	*9	10	11				
	OLUFEMI Alabi (NGR)	*0	0	1	1	*1	1	1	2	*2	3	4	5	*5	5	5	5	5				

### Note:

The "Greatest deficit overcome" only applies when the player ends up winning the game.

### Legend:

\* Server

No. Number



## Match Results 試合結果

**GARDOS Krisztian (AUT) 3-1 CARBINATTI JUNIOR Carlos Alberto (BRA)**

Game Summary		Match	Game 1	Game 2	Game 3	Game 4	Game 5
<b>GARDOS Krisztian</b>	AUT	3	6	11	11	11	
CARBINATTI JUNIOR Carlos Alberto	BRA	1	11	9	5	9	
Duration:		29min	5min	6min	5min	10min	

Match No.: 18 Table: 3

Umpires: KONNO Kazuko (JPN) OH Yong Seng (SGP)

Player Statistics	GARDOS Krisztian (AUT)					Match	CARBINATTI JUNIOR Carlos Alberto (BRA)					Match
	Game						Game					
	1	2	3	4	5		1	2	3	4	5	
Points won	6	11	11	11		39	11	9	5	9		34
Biggest lead	-	4	6	2		6	5	-	-	3		5
Points won on own serve	5	6	6	8		25	8	5	3	7		23
Points lost on own serve	3	4	2	2		11	1	5	5	3		14
Most consecutive points won	3	3	6	3		6	4	2	1	3		4
Greatest deficit overcome	-	-	-	3		3	-	-	-	-		-
Handedness/Grip	/						/					

Game/Match Statistics	Game					Match
	1	2	3	4	5	
Longest rally (strokes)	6	7	10	12		12
Average rally	3	3	4	5		4

### Game Progress

1	<b>GARDOS Krisztian (AUT)</b>	0	0	*0	1	2	2	*2	2	3	3	*3	4	5	6	*6	6	6	6	6		
	CARBINATTI JUNIOR Carlos Alberto (BRA)	*0	1	2	2	*2	3	4	5	*5	6	7	7	*7	7	8	9	*10	11			
2	<b>GARDOS Krisztian (AUT)</b>	*0	1	2	2	*3	3	4	5	*6	6	6	7	*7	8	9	9	*9	10	10	10	11
	CARBINATTI JUNIOR Carlos Alberto (BRA)	0	0	*0	1	1	2	*2	2	2	3	*4	4	5	5	*5	6	7	7	*8	9	9
3	<b>GARDOS Krisztian (AUT)</b>	0	1	*1	2	3	4	*5	6	7	7	*8	8	9	9	*10	10	11				
	CARBINATTI JUNIOR Carlos Alberto (BRA)	*0	0	1	1	*1	1	1	1	*1	2	2	3	*3	4	4	5	5				
4	<b>GARDOS Krisztian (AUT)</b>	*0	0	0	0	*1	2	3	3	*3	4	5	5	*5	6	7	8	*8	9	10	10	11
	CARBINATTI JUNIOR Carlos Alberto (BRA)	0	1	*2	3	3	3	*3	4	5	5	*5	6	7	7	*7	7	8	8	*8	9	9

### Note:

The "Greatest deficit overcome" only applies when the player ends up winning the game.

### Legend:

\* Server No. Number



## Match Results

試合結果

**CHOJNOWSKI Patryk (POL) 3-0 BAKIC Luka (MNE)**

Game Summary		Match	Game 1	Game 2	Game 3	Game 4	Game 5
CHOJNOWSKI Patryk	POL	3	11	11	11		
BAKIC Luka	MNE	0	8	5	4		
Duration:		17min	6min	4min	5min		

Match No.: 19 Table: 1

Umpires: ALIOTTA Esther (USA) CHOI Chang Seong (KOR)

Player Statistics	CHOJNOWSKI Patryk (POL)					Match	BAKIC Luka (MNE)					Match
	Game						Game					
	1	2	3	4	5		1	2	3	4	5	
Points won	11	11	11			33	8	5	4			17
Biggest lead	4	9	7			9	1	-	-			1
Points won on own serve	7	5	4			16	6	2	1			9
Points lost on own serve	2	3	3			8	4	6	7			17
Most consecutive points won	3	9	4			9	5	3	2			5
Greatest deficit overcome	1	-	-			1	-	-	-			-
Handedness/Grip						/						/

Game/Match Statistics	Game					Match
	1	2	3	4	5	
Longest rally (strokes)	6	7	12			12
Average rally	3	3	5			4

### Game Progress

1	CHOJNOWSKI Patryk (POL)	0	1	*1	2	3	3	*4	5	6	6	*6	6	6	6	*7	8	9	9	*10	11
	BAKIC Luka (MNE)	*0	0	1	1	*1	2	2	2	*2	3	4	5	*6	7	7	7	*7	8	8	8
2	CHOJNOWSKI Patryk (POL)	*0	1	2	3	*4	5	6	7	*8	9	9	9	*10	10	10	10	11			
	BAKIC Luka (MNE)	0	0	*0	0	0	0	*0	0	0	0	*1	2	2	3	*4	5	5			
3	CHOJNOWSKI Patryk (POL)	0	1	*2	3	3	4	*4	4	5	6	*7	7	8	9	*10	11				
	BAKIC Luka (MNE)	*0	0	0	0	*1	1	2	3	*3	3	3	4	*4	4	4	4				

### Note:

The "Greatest deficit overcome" only applies when the player ends up winning the game.

### Legend:

\* Server

No. Number



## Match Results 試合結果

GARDOS Krisztian (AUT) 1-3 RADOVIC Filip (MNE)

Game Summary		Match	Game 1	Game 2	Game 3	Game 4	Game 5
GARDOS Krisztian	AUT	1	8	8	14	8	
RADOVIC Filip	MNE	3	11	11	12	11	
Duration:		34min	6min	7min	9min	7min	

Match No.: 20 Table: 3

Umpires: FUJIMOTO Shigeko (JPN) IGARASHI Kumiko (JPN)

Player Statistics	GARDOS Krisztian (AUT)					Match	RADOVIC Filip (MNE)					Match
	Game						Game					
	1	2	3	4	5		1	2	3	4	5	
Points won	8	8	14	8		38	11	11	12	11		45
Biggest lead	-	1	4	2		4	4	3	3	3		4
Points won on own serve	5	5	7	2		19	7	6	6	3		22
Points lost on own serve	4	5	6	8		23	3	3	7	6		19
Most consecutive points won	3	3	7	3		7	3	4	4	3		4
Greatest deficit overcome	-	-	3	-		3	-	1	-	2		2
Handedness/Grip	/						/					

Game/Match Statistics	Game					Match
	1	2	3	4	5	
Longest rally (strokes)	8	13	6	15		15
Average rally	4	5	4	5		4

### Game Progress

1	GARDOS Krisztian (AUT)	0	0	*0	0	1	2	*3	3	4	4	*4	4	5	5	*5	6	7	8	*8	8						
	RADOVIC Filip (MNE)	*0	1	2	3	*3	3	3	4	*4	5	6	7	*7	8	9	9	*9	9	10	11						
2	GARDOS Krisztian (AUT)	*0	0	0	1	*1	2	3	4	*4	5	5	5	*5	5	6	6	*7	7	8	8						
	RADOVIC Filip (MNE)	0	1	*2	2	3	3	*3	3	4	4	*5	6	7	8	*8	9	9	10	*10	11						
3	GARDOS Krisztian (AUT)	0	1	*1	1	1	1	*2	3	4	5	*6	7	8	8	*8	8	9	9	*9	10	10	*11	11	*12	12	*13
	RADOVIC Filip (MNE)	*0	0	1	2	*3	4	4	4	*4	4	4	4	*4	5	6	7	*7	8	9	9	*10	10	*11	11	*12	12
		14																									
		12																									
4	GARDOS Krisztian (AUT)	*0	0	1	2	*3	3	3	4	*4	4	4	5	*5	6	6	7	*8	8	8	8						
	RADOVIC Filip (MNE)	0	1	*1	1	1	2	*3	3	4	5	*6	6	7	7	*8	8	8	9	*10	11						

### Note:

The "Greatest deficit overcome" only applies when the player ends up winning the game.

### Legend:

\* Server

No. Number



## Match Results 試合結果

**BOHEAS Mateo (FRA) 3-1 AKBAR Komet (INA)**

Game Summary		Match	Game 1	Game 2	Game 3	Game 4	Game 5
BOHEAS Mateo	FRA	3	14	11	5	12	
AKBAR Komet	INA	1	12	5	11	10	
Duration:		34min	9min	6min	6min	10min	

Match No.: 21 Table: 2

Umpires: KHALILI MARANDI Pari (MAS) FUKUDA Tomoko (JPN)

Player Statistics	BOHEAS Mateo (FRA)					Match	AKBAR Komet (INA)					Match
	Game						Game					
	1	2	3	4	5		1	2	3	4	5	
Points won	14	11	5	12		42	12	5	11	10		38
Biggest lead	4	6	1	3		6	1	-	6	1		6
Points won on own serve	7	7	2	7		23	6	4	5	6		21
Points lost on own serve	6	1	6	4		17	7	4	3	5		19
Most consecutive points won	4	4	1	3		4	3	2	5	4		5
Greatest deficit overcome	1	-	-	1		1	-	-	1	-		1
Handedness/Grip						/						/

Game/Match Statistics	Game					Match
	1	2	3	4	5	
Longest rally (strokes)	9	10	9	14		14
Average rally	5	5	5	5		5

### Game Progress

1 BOHEAS Mateo (FRA)	0	1	*2	3	4	4	*4	5	5	6	*7	7	7	7	*8	9	9	9	*10	10	10	*10	11	*11	12	*13	
AKBAR Komet (INA)	*0	0	0	0	*0	1	2	2	*3	3	3	4	*5	6	6	6	*7	8	8	9	*10	11	*11	12	*12	12	
	14																										
	12																										
2 BOHEAS Mateo (FRA)	*0	1	2	2	*2	3	4	4	*4	5	6	7	*8	8	9	10	11										
AKBAR Komet (INA)	0	0	*0	1	2	2	*2	3	4	4	*4	4	4	5	*5	5	5										
3 BOHEAS Mateo (FRA)	0	1	*1	2	2	3	*3	4	4	4	*4	4	4	5	*5	5	5										
AKBAR Komet (INA)	*0	0	1	1	*2	2	3	3	*4	5	6	7	*8	8	9	10	11										
4 BOHEAS Mateo (FRA)	*0	1	2	2	*2	3	3	4	*4	5	6	7	*7	7	8	9	*9	9	9	9	*10	11	12				
AKBAR Komet (INA)	0	0	*0	1	2	2	*3	3	4	4	*4	4	5	6	*6	6	7	8	*9	10	10	*10	10				

**Note:**  
The "Greatest deficit overcome" only applies when the player ends up winning the game.

**Legend:**  
\* Server  
No. Number





## Match Results 試合結果

LIAN Hao (CHN) 2-3 JACOBS David (INA)

Game Summary		Match	Game 1	Game 2	Game 3	Game 4	Game 5
LIAN Hao	CHN	2	6	10	11	12	15
JACOBS David	INA	3	11	12	6	10	17
Duration:		48min	5min	8min	7min	9min	16min

Match No.: 22 Table: 4

Umpires: FERREIRA Maria (BRA) BOGREN Ingrid (SWE)

Player Statistics	LIAN Hao (CHN)						Match	JACOBS David (INA)						Match
	Game					Match		Game					Match	
	1	2	3	4	5			1	2	3	4	5		
Points won	6	10	11	12	15	54	11	12	6	10	17	56		
Biggest lead	1	1	5	6	5	6	5	3	-	1	2	5		
Points won on own serve	2	5	5	7	9	28	5	6	3	6	10	30		
Points lost on own serve	6	6	3	4	7	26	4	5	6	5	6	26		
Most consecutive points won	2	2	3	5	4	5	5	4	2	4	3	5		
Greatest deficit overcome	-	-	-	1	-	1	1	1	-	-	5	5		
Handedness/Grip	/							/						

Game/Match Statistics	Game					Match
	1	2	3	4	5	
Longest rally (strokes)	14	20	13	14	15	20
Average rally	5	5	5	5	5	5

### Game Progress

1	LIAN Hao (CHN)	0	1	*1	2	2	3	*3	3	3	3	*3	4	4	5	*6	6	6	6								
	JACOBS David (INA)	*0	0	1	1	*2	2	3	4	*5	6	7	7	*8	8	8	9	*10	11								
2	LIAN Hao (CHN)	*0	1	1	1	*2	3	3	3	*4	5	5	5	*5	5	6	7	*7	8	8	9	*10	10	10	10		
	JACOBS David (INA)	0	0	*1	2	2	2	*3	4	4	4	*5	6	7	8	*8	8	9	9	*10	10	10	*11	12			
3	LIAN Hao (CHN)	0	1	*2	2	3	4	*5	5	6	6	*6	7	8	8	*9	10	10	11								
	JACOBS David (INA)	*0	0	0	1	*1	1	1	2	*2	3	4	4	*4	5	5	5	*6	6								
4	LIAN Hao (CHN)	*0	0	1	2	*3	4	5	5	*6	7	8	8	*9	9	9	9	*9	10	10	10	*10	11	12			
	JACOBS David (INA)	0	1	*1	1	1	1	*1	2	2	2	*2	3	3	4	*5	6	7	7	*8	9	10	*10	10			
5	LIAN Hao (CHN)	0	1	*2	3	4	4	*5	6	6	6	*6	7	8	8	*8	8	9	10	*10	10	10	*11	11	*12	12	*12
	JACOBS David (INA)	*0	0	0	0	*0	1	1	1	*2	3	4	4	*4	5	6	7	*7	7	8	9	*10	10	*11	11	*12	13
		13	*13	14	*14	15	*15	15																			
		*13	14	*14	15	*15	16	17																			

### Note:

The "Greatest deficit overcome" only applies when the player ends up winning the game.

### Legend:

\* Server

No. Number



## Match Results 試合結果

**CHOJNOWSKI Patryk (POL) 3-1 RADOVIC Filip (MNE)**

Game Summary		Match	Game 1	Game 2	Game 3	Game 4	Game 5
CHOJNOWSKI Patryk	POL	3	13	9	11	11	
RADOVIC Filip	MNE	1	11	11	4	9	
Duration:		33min	8min	7min	5min	8min	

Match No.: 23 Table: 1

Umpires: KONNO Kazuko (JPN) KAMIYA Akiko (JPN)

Player Statistics	CHOJNOWSKI Patryk (POL)					Match	RADOVIC Filip (MNE)					Match
	Game						Game					
	1	2	3	4	5		1	2	3	4	5	
Points won	13	9	11	11		44	11	11	4	9		35
Biggest lead	2	3	7	2		7	1	2	2	4		4
Points won on own serve	5	4	6	5		20	4	5	3	4		16
Points lost on own serve	7	6	1	5		19	8	5	5	6		24
Most consecutive points won	3	3	9	4		9	2	5	2	4		5
Greatest deficit overcome	1	-	2	4		4	-	3	-	-		3
Handedness/Grip	/						/					

Game/Match Statistics	Game					Match
	1	2	3	4	5	
Longest rally (strokes)	14	10	14	10		14
Average rally	4	5	4	5		5

### Game Progress

1	CHOJNOWSKI Patryk (POL)	0	0	*1	1	2	2	*3	4	4	4	*5	5	6	7	*8	8	8	9	*9	10	10	*11	11	*12	13
	RADOVIC Filip (MNE)	*0	1	1	2	*2	3	3	3	*4	5	5	6	*6	6	6	7	*8	8	9	9	*10	10	*11	11	11
2	CHOJNOWSKI Patryk (POL)	*0	1	1	2	*2	3	3	4	*4	5	5	6	*7	8	8	9	*9	9	9	9	9	9	9	9	
	RADOVIC Filip (MNE)	0	0	*1	1	2	2	*3	3	4	4	*5	5	5	5	*6	6	7	8	*9	10	11				
3	CHOJNOWSKI Patryk (POL)	0	1	*1	1	2	2	*2	3	4	5	*6	7	8	9	*10	11									
	RADOVIC Filip (MNE)	*0	0	1	2	*2	3	4	4	*4	4	4	4	4	4	4										
4	CHOJNOWSKI Patryk (POL)	*0	0	1	1	*1	2	3	3	*3	3	3	4	*5	5	6	7	*8	9	9	10	11				
	RADOVIC Filip (MNE)	0	1	*1	2	3	3	*3	4	5	6	*7	7	7	8	*8	8	8	8	*9	9	9				

### Note:

The "Greatest deficit overcome" only applies when the player ends up winning the game.

### Legend:

\* Server

No. Number



Match Results  
試合結果

BOHEAS Mateo (FRA) 3-2 JACOBS David (INA)

Game Summary		Match	Game 1	Game 2	Game 3	Game 4	Game 5
BOHEAS Mateo	FRA	3	11	11	3	5	11
JACOBS David	INA	2	9	8	11	11	8
Duration:		39min	7min	8min	5min	5min	8min

Match No.: 24 Table: 3

Umpires: NG Tsz Kin (HKG) RIVERO Ernesto (VEN)

Player Statistics	BOHEAS Mateo (FRA)						JACOBS David (INA)					
	Game					Match	Game					Match
	1	2	3	4	5		1	2	3	4	5	
Points won	11	11	3	5	11	41	9	8	11	11	8	47
Biggest lead	2	3	-	-	3	3	3	2	8	6	1	8
Points won on own serve	6	5	1	3	6	21	5	4	4	6	4	23
Points lost on own serve	4	4	7	5	4	24	5	6	2	2	5	20
Most consecutive points won	3	5	2	2	4	5	3	3	7	5	2	7
Greatest deficit overcome	3	2	-	-	1	3	-	-	-	-	-	-
Handedness/Grip	/						/					

Game/Match Statistics	Game					Match
	1	2	3	4	5	
Longest rally (strokes)	9	10	12	12	14	14
Average rally	5	6	5	6	6	5

Game Progress

1 BOHEAS Mateo (FRA)	*0	0	1	1	*1	1	2	3	*3	4	5	5	*5	6	6	7	*8	9	9	10	11
JACOBS David (INA)	0	1	*1	2	3	4	*4	4	5	5	*5	6	7	7	*8	8	8	8	*9	9	9
2 BOHEAS Mateo (FRA)	0	1	*1	1	1	2	*2	3	4	5	*6	7	7	7	*7	8	8	9	*10	11	
JACOBS David (INA)	*0	0	1	2	*3	3	4	4	*4	4	4	4	*5	6	7	7	*8	8	8	8	
3 BOHEAS Mateo (FRA)	*0	0	0	0	*0	0	0	0	*1	2	2	3	*3	3	3						
JACOBS David (INA)	0	1	*2	3	4	5	*6	7	7	7	*8	8	9	10	11						
4 BOHEAS Mateo (FRA)	0	0	*0	1	2	2	*3	3	3	3	*4	5	5	5	*5	5	5				
JACOBS David (INA)	*0	1	2	2	*2	3	3	4	*5	6	6	6	*7	8	9	10	11				
5 BOHEAS Mateo (FRA)	*0	0	1	2	*2	2	3	4	*4	4	5	5	*6	7	8	9	*9	9	10	11	
JACOBS David (INA)	0	1	*1	1	2	3	*3	3	4	5	*5	6	6	6	*6	6	7	8	*8	8	

Note:

The "Greatest deficit overcome" only applies when the player ends up winning the game.

Legend:

\* Server No. Number



## Match Results 試合結果

**CHOJNOWSKI Patryk (POL) 3-0 BOHEAS Mateo (FRA)**

Game Summary		Match	Game 1	Game 2	Game 3	Game 4	Game 5
CHOJNOWSKI Patryk	POL	3	11	11	12		
BOHEAS Mateo	FRA	0	8	5	10		
Duration:		23min	6min	6min	8min		

Match No.: 25 Table: 2

Umpires: RIVERO Ernesto (VEN) RASINEN Asko (FIN)

Player Statistics	CHOJNOWSKI Patryk (POL)					Match	BOHEAS Mateo (FRA)					Match
	Game						Game					
	1	2	3	4	5		1	2	3	4	5	
Points won	11	11	12			34	8	5	10			23
Biggest lead	3	6	4			6	3	-	1			3
Points won on own serve	5	5	7			17	3	2	6			11
Points lost on own serve	5	3	4			12	6	6	5			17
Most consecutive points won	6	4	3			6	4	2	4			4
Greatest deficit overcome	3	-	1			3	-	-	-			-
Handedness/Grip						/						/

Game/Match Statistics	Game					Match
	1	2	3	4	5	
Longest rally (strokes)	7	10	9			10
Average rally	3	4	4			3

### Game Progress

1	CHOJNOWSKI Patryk (POL)	*0	1	1	2	*2	2	3	4	*4	4	4	4	*5	5	6	7	*8	9	10	11			
	BOHEAS Mateo (FRA)	0	0	*1	1	2	3	*3	3	4	5	*6	7	7	8	*8	8	8	8	*8	8			
2	CHOJNOWSKI Patryk (POL)	0	1	*1	2	3	4	*4	5	5	6	*7	7	7	8	*9	10	11						
	BOHEAS Mateo (FRA)	*0	0	1	1	*1	1	2	2	*3	3	3	4	*5	5	5	5	5						
3	CHOJNOWSKI Patryk (POL)	*0	0	1	2	*2	3	4	4	*5	6	7	7	*8	8	8	8	*8	9	9	9	*10	11	12
	BOHEAS Mateo (FRA)	0	1	*1	1	2	2	*2	3	3	3	*3	4	4	5	*6	7	8	8	*9	10	10	*10	10

### Note:

The "Greatest deficit overcome" only applies when the player ends up winning the game.

### Legend:

\* Server No. Number



## Player Statistics

プレーヤーの統計

As of SUN 29 AUG 2021

Players	NPC Code	Matches				Games				Match Duration					
		Played	Won	Lost	%Won	Played	Won	Lost	%Won	All	Average				
AKBAR Komet	INA	3	1	2	33%	12	4	8	33%	1h32min	31min				
		Points Won				Points Lost									
		Total	Own Serve:		57	Most Consecutive:		5	Total	Own Serve:		55	Most Consecutive:		6
		101	Opp. Serve:		44	GDO:		3	120	Opp. Serve:		65	GLL:		1
BAKIC Luka	MNE	3	1	2	33%	9	3	6	33%	52min	17min				
		Points Won				Points Lost									
		Total	Own Serve:		37	Most Consecutive:		5	Total	Own Serve:		39	Most Consecutive:		9
		71	Opp. Serve:		34	GDO:		1	82	Opp. Serve:		43	GLL:		4
BOHEAS Mateo	FRA	6	5	1	83%	23	15	8	65%	3h	30min				
		Points Won				Points Lost									
		Total	Own Serve:		120	Most Consecutive:		6	Total	Own Serve:		96	Most Consecutive:		7
		229	Opp. Serve:		109	GDO:		3	204	Opp. Serve:		108	GLL:		4
CARBINATTI JUNIOR	BRA	3	1	2	33%	10	4	6	40%	1h9min	23min				
		Points Won				Points Lost									
		Total	Own Serve:		53	Most Consecutive:		5	Total	Own Serve:		39	Most Consecutive:		6
		86	Opp. Serve:		33	GDO:		3	97	Opp. Serve:		58	GLL:		3
CHOJNOWSKI Patryk	POL	5	5	0	100%	17	15	2	88%	2h5min	25min				
		Points Won				Points Lost									
		Total	Own Serve:		87	Most Consecutive:		9	Total	Own Serve:		65	Most Consecutive:		5
		185	Opp. Serve:		98	GDO:		4	122	Opp. Serve:		57	GLL:		3
COGILL Theo	RSA	3	0	3	0%	10	1	9	10%	1h14min	25min				
		Points Won				Points Lost									
		Total	Own Serve:		46	Most Consecutive:		5	Total	Own Serve:		55	Most Consecutive:		7
		84	Opp. Serve:		38	GDO:		1	113	Opp. Serve:		58	GLL:		5
COUGHLAN Joel	AUS	3	1	2	33%	12	6	6	50%	1h21min	27min				
		Points Won				Points Lost									
		Total	Own Serve:		67	Most Consecutive:		4	Total	Own Serve:		51	Most Consecutive:		6
		113	Opp. Serve:		46	GDO:		2	117	Opp. Serve:		66	GLL:		3



## Player Statistics

プレーヤーの統計

As of SUN 29 AUG 2021

Players	NPC Code	Matches				Games				Match Duration	
		Played	Won	Lost	%Won	Played	Won	Lost	%Won	All	Average
de la BOURDONNAYE	FRA	2	0	2	0%	9	3	6	33%	1h8min	34min
		Points Won				Points Lost					
		Total	Own Serve: 36		Most Consecutive: 4		Total	Own Serve: 43		Most Consecutive: 6	
		74	Opp. Serve: 38		GDO: 1		86	Opp. Serve: 43		GLL: 3	
GARDOS Krisztian	AUT	Matches				Games				Match Duration	
		Played	Won	Lost	%Won	Played	Won	Lost	%Won	All	Average
		4	2	2	50%	15	8	7	53%	1h57min	29min
		Points Won				Points Lost					
Total	Own Serve: 77		Most Consecutive: 7		Total	Own Serve: 65		Most Consecutive: 6			
141	Opp. Serve: 64		GDO: 5		146	Opp. Serve: 81		GLL: 2			
JACOBS David	INA	Matches				Games				Match Duration	
		Played	Won	Lost	%Won	Played	Won	Lost	%Won	All	Average
		4	3	1	75%	16	11	5	69%	2h4min	31min
		Points Won				Points Lost					
Total	Own Serve: 89		Most Consecutive: 7		Total	Own Serve: 63		Most Consecutive: 5			
169	Opp. Serve: 80		GDO: 5		133	Opp. Serve: 70		GLL: 3			
LIAN Hao	CHN	Matches				Games				Match Duration	
		Played	Won	Lost	%Won	Played	Won	Lost	%Won	All	Average
		4	2	2	50%	18	10	8	56%	2h22min	36min
		Points Won				Points Lost					
Total	Own Serve: 95		Most Consecutive: 6		Total	Own Serve: 74		Most Consecutive: 5			
178	Opp. Serve: 83		GDO: 3		163	Opp. Serve: 89		GLL: 5			
OLUFEMI Alabi	NGR	Matches				Games				Match Duration	
		Played	Won	Lost	%Won	Played	Won	Lost	%Won	All	Average
		3	0	3	0%	9	0	9	0%	48min	16min
		Points Won				Points Lost					
Total	Own Serve: 41		Most Consecutive: 4		Total	Own Serve: 40		Most Consecutive: 5			
63	Opp. Serve: 22		GDO: 0		99	Opp. Serve: 59		GLL: 4			
RADOVIC Filip	MNE	Matches				Games				Match Duration	
		Played	Won	Lost	%Won	Played	Won	Lost	%Won	All	Average
		5	4	1	80%	20	13	7	65%	2h40min	32min
		Points Won				Points Lost					
Total	Own Serve: 108		Most Consecutive: 5		Total	Own Serve: 86		Most Consecutive: 9			
207	Opp. Serve: 99		GDO: 4		186	Opp. Serve: 100		GLL: 4			
RUIZ REYES Jose Manuel	ESP	Matches				Games				Match Duration	
		Played	Won	Lost	%Won	Played	Won	Lost	%Won	All	Average
		2	0	2	0%	6	0	6	0%	36min	18min
		Points Won				Points Lost					
Total	Own Serve: 13		Most Consecutive: 3		Total	Own Serve: 37		Most Consecutive: 6			
33	Opp. Serve: 20		GDO: 0		66	Opp. Serve: 29		GLL: 1			

**Note:**  
The "Greatest deficit overcome" only applies when the player ends up winning the game and "Greatest lead lost" only when losing.

**Legend:**  
GDO Greatest deficit overcome    GLL Greatest lead lost    Opp. Opponent's



## Tournament Statistics

トーナメントの統計

As of SUN 29 AUG 2021

Statistics	Preliminaries	Quarterfinals	Semifinals	Finals	Total
<b>Matches</b>					
Total	18	4	2	1	25
Game Margin: 3:0	10 56%	1 25%		1 100%	12 48%
3:1	5 28%	2 50%	1 50%		8 32%
3:2	3 17%	1 25%	1 50%		5 20%
Invalid Results Mark					
Duration: Total	7h36min	2h13min	1h12min	23min	11h24min
Longest	46min	48min	39min	23min	48min
Shortest	15min	17min	33min	23min	15min
Average	25min	33min	36min	23min	27min
<b>Games</b>					
Total	65	16	9	3	93
Point Margin: 11					
10					
9					
8	1 2%		1 11%		2 2%
7	10 15%	1 6%	1 11%		12 13%
6	11 17%	3 19%	1 11%	1 33%	16 17%
5	9 14%	2 13%			11 12%
4	8 12%				8 9%
3	6 9%	4 25%	2 22%	1 33%	13 14%
2	20 31%	6 38%	4 44%	1 33%	31 33%
Invalid Results Mark					
Duration: Total	6h59min	2h	1h1min	20min	10h20min
Longest	16min	16min	8min	8min	16min
Shortest	4min	4min	5min	6min	4min
Average	6min	8min	7min	7min	7min
<b>Points</b>					
Total	1187	323	167	57	1734
Per game	18.26	20.19	18.56	19.00	18.65
Most consecutive won	7	9	9	6	9
Greatest deficit overcome	5	5	4	3	5
Longest rally	20	20	14	10	20
Average rally	4	5	5	3	4

**Note:**

The "Greatest deficit overcome" only applies when the player ends up winning the game.



**Medallists**  
メダリスト

Medal	Name	NPC
GOLD	CHOJNOWSKI Patryk	POL - Poland
SILVER	BOHEAS Mateo	FRA - France
BRONZE	JACOBS David	INA - Indonesia
	RADOVIC Filip	MNE - Montenegro





## Entry List by Event

種目別エントリーリスト

As of SUN 22 AUG 2021

NPC	Name	Date of Birth	Qualification Pathway	World Ranking
AUS - Australia	von EINEM Samuel Philip	21 JUN 1995	CQ	3
BEL - Belgium	van ACKER Florian	28 FEB 1997	CQ	2
ESP - Spain	CUESTA MARTINEZ Eduardo	8 MAY 1985	QR	5
FRA - France	CREANGE Lucas	26 OCT 1992	QR	4
HUN - Hungary	PALOS Peter	31 AUG 1985	QR	1
JPN - Japan	ASANO Takashi	17 AUG 2001	CQ	9
	KATO Koya	16 FEB 1993	QT	8
	TAKEMORI Takeshi	10 OCT 1993	QR	7
KOR - Republic of Korea	KIM Chang Gi	4 APR 2000	QI	10
	KIM Gi Tae	20 MAY 1998	QR	6
TUN - Tunisia	GHARSALLAH Karim	23 OCT 1978	QI	12
VEN - Venezuela	MARTINEZ BARRETO Denisos Jose	8 SEP 1989	CQ	11

### Legend:

<b>CQ</b>	Continental Qualification	<b>QI</b>	Qualified by Invitation	<b>QR</b>	World Ranking
<b>QT</b>	Qualification Tournament				



Draw - Preliminary Round  
トーナメント表 - 予選ラウンド

GROUP A

Match	Day	Time	Table	Name	1	2	3	Pts	Rk
3-1	25 AUG	18:40	1	1 PALOS Peter (HUN)		<b>3:1</b> 6,-10,9,5	<b>3:1</b> -7,10,7,7	4	1
2-1	26 AUG	13:40	1						
2-3	27 AUG	11:40	1	2 KATO Koya (JPN)	<b>1:3</b> -6,10,-9,-5		<b>1:3</b> -6,-9,12,-7	2	3
				3 KIM Chang Gi (KOR)	<b>1:3</b> 7,-10,-7,-7	<b>3:1</b> 6,9,-12,7		3	2

GROUP B

Match	Day	Time	Table	Name	1	2	3	Pts	Rk
3-1	25 AUG	18:00	3	1 van ACKER Florian (BEL)		<b>3:2</b> -7,9,9,-10,5	<b>3:0</b> 7,8,9	4	1
2-1	26 AUG	13:40	2						
2-3	27 AUG	11:40	2	2 TAKEMORI Takeshi (JPN)	<b>2:3</b> 7,-9,-9,10,-5		<b>3:0</b> 7,4,8	3	2
				3 MARTINEZ BARRETO Denisos Jose (VEN)	<b>0:3</b> -7,-8,-9	<b>0:3</b> -7,-4,-8		2	3

GROUP C

Match	Day	Time	Table	Name	1	2	3	Pts	Rk
3-1	25 AUG	18:40	2	1 von EINEM Samuel Philip (AUS)		<b>3:0</b> 5,8,9	<b>1:3</b> 7,-6,-6,-6	3	1
2-1	26 AUG	13:00	3						
2-3	27 AUG	11:40	3	2 KIM Gi Tae (KOR)	<b>0:3</b> -5,-8,-9		<b>3:1</b> 9,-10,8,4	3	3
				3 ASANO Takashi (JPN)	<b>3:1</b> -7,6,6,6	<b>1:3</b> -9,10,-8,-4		3	2

GROUP D

Match	Day	Time	Table	Name	1	2	3	Pts	Rk
3-1	25 AUG	18:00	4	1 CREANGE Lucas (FRA)		<b>3:1</b> 5,6,-10,10	<b>3:0</b> 3,6,2	4	1
2-1	26 AUG	13:00	4						
2-3	27 AUG	11:40	4	2 CUESTA MARTINEZ Eduardo (ESP)	<b>1:3</b> -5,-6,10,-10		<b>3:0</b> 1,9,4	3	2
				3 GHARSALLAH Karim (TUN)	<b>0:3</b> -3,-6,-2	<b>0:3</b> -1,-9,-4		2	3

Qualification rule:

First and Second from each group will qualify for the Quarterfinals.

Legend:

Pts Points

Rk Rank



Draw - Final Rounds  
トーナメント表 - 最終ラウンド

QUALIFIED FROM GROUPS				
Group	Rk	Name	NPC	Match Points
A	1	PALOS Peter	HUN	4
B	1	van ACKER Florian	BEL	4
C	1	von EINEM Samuel Philip	AUS	3
D	1	CREANGE Lucas	FRA	4
A	2	KIM Chang Gi	KOR	3
B	2	TAKEMORI Takeshi	JPN	3
C	2	ASANO Takashi	JPN	3
D	2	CUESTA MARTINEZ Eduardo	ESP	3

Quarterfinals	NPC Code	Semifinals	NPC Code	Finals	NPC Code
PALOS Peter	HUN				
ASANO Takashi	JPN	PALOS Peter	HUN		
		3-2 (13:15, 7:11, 11:9, 11:8, 11:5)			
TAKEMORI Takeshi	JPN			PALOS Peter	HUN
				3-2 (14:12, 9:11, 12:10, 9:11, 13:11)	
CREANGE Lucas	FRA	CREANGE Lucas	FRA		
		3-0 (13:11, 11:9, 11:5)			
von EINEM SP	AUS				
CUESTA MARTINEZ E	ESP	von EINEM Samuel Philip	AUS		
		3-1 (8:11, 11:8, 11:7, 11:7)			
KIM Chang Gi	KOR			von EINEM Samuel Philip	AUS
				3-2 (4:11, 4:11, 11:9, 11:8, 11:5)	
van ACKER Florian	BEL	van ACKER Florian	BEL		
		3-1 (13:11, 11:5, 8:11, 11:4)			
					<b>GOLD</b>
					PALOS Peter
					3-2 (6:11, 11:7, 7:11, 11:6, 11:9)
					HUN
					<b>SILVER</b>
					von EINEM Samuel Philip
					AUS
					<b>BRONZE</b>
					CREANGE Lucas
					FRA
					van ACKER Florian
					BEL

Legend:  
Rk Rank



## Match Results 試合結果

KIM Chang Gi (KOR) 1-3 PALOS Peter (HUN)

Game Summary		Match	Game 1	Game 2	Game 3	Game 4	Game 5
KIM Chang Gi	KOR	1	11	10	7	7	
PALOS Peter	HUN	3	7	12	11	11	
Duration:		33min	6min	9min	6min	8min	

Match No.: 3 Table: 1

Umpires: GULLBERG Jens (DEN) DAIRA Hiroe (JPN)

Player Statistics	KIM Chang Gi (KOR)					Match	PALOS Peter (HUN)					Match
	Game						Game					
	1	2	3	4	5		1	2	3	4	5	
Points won	11	10	7	7		35	7	12	11	11		41
Biggest lead	4	1	-	-		4	2	2	5	5		5
Points won on own serve	6	6	4	2		18	3	7	5	5		20
Points lost on own serve	4	5	6	6		21	5	4	3	5		17
Most consecutive points won	5	3	3	5		5	3	3	4	4		4
Greatest deficit overcome	2	-	-	-		2	-	1	-	-		1
Handedness/Grip	/						/					

Game/Match Statistics	Game					Match
	1	2	3	4	5	
Longest rally (strokes)	10	10	10	12		12
Average rally	5	5	5	5		5

### Game Progress

1	KIM Chang Gi (KOR)	*0	1	1	2	*2	2	2	3	*4	5	6	7	*7	8	9	9	*10	10	11				
	PALOS Peter (HUN)	0	0	*1	1	2	3	*4	4	4	4	*4	4	5	5	*5	6	6	7	7				
2	KIM Chang Gi (KOR)	0	1	*1	1	1	2	*2	3	4	4	*4	5	6	7	*7	7	8	8	*9	10	10	*10	10
	PALOS Peter (HUN)	*0	0	1	2	*3	3	4	4	*4	5	6	6	*6	6	7	8	*8	9	9	9	*10	11	12
3	KIM Chang Gi (KOR)	*0	0	0	0	*0	1	1	1	*2	3	4	4	*5	5	6	6	*7	7	7				
	PALOS Peter (HUN)	0	1	*2	3	4	4	*5	6	6	6	*6	7	7	8	*8	9	9	10	11				
4	KIM Chang Gi (KOR)	0	0	*1	1	1	1	*2	2	2	2	*3	4	5	6	*7	7	7	7	7				
	PALOS Peter (HUN)	*0	1	1	2	*3	4	4	5	*6	7	7	7	*7	7	7	8	*9	10	11				

### Note:

The "Greatest deficit overcome" only applies when the player ends up winning the game.

### Legend:

\* Server No. Number



## Match Results

試合結果

MARTINEZ BARRETO Denisos Jose (VEN) **0-3** van ACKER Florian (BEL)

Game Summary		Match	Game 1	Game 2	Game 3	Game 4	Game 5
MARTINEZ BARRETO Denisos Jose	VEN	0	7	8	9		
van ACKER Florian	BEL	3	11	11	11		
Duration:		19min	5min	7min	6min		

Match No.: 1 Table: 3

Umpires: DZIOBA Grzegorz (CAN) VARAYANON Chusakul (THA)

Player Statistics	MARTINEZ BARRETO Denisos Jose (VEN)					Match	van ACKER Florian (BEL)					Match
	Game						Game					
	1	2	3	4	5		1	2	3	4	5	
Points won	7	8	9			24	11	11	11			33
Biggest lead	-	-	1			1	4	4	6			6
Points won on own serve	4	3	6			13	5	5	7			17
Points lost on own serve	6	6	4			16	3	5	3			11
Most consecutive points won	2	4	4			4	3	3	6			6
Greatest deficit overcome	-	-	-			-	-	-	1			1
Handedness/Grip	/						/					

Game/Match Statistics	Game					Match
	1	2	3	4	5	
Longest rally (strokes)	8	8	14			14
Average rally	4	4	4			4

### Game Progress

1	MARTINEZ BARRETO Denisos Jose (VEN)	*0	0	0	0	*1	1	2	3	*3	3	4	4	*4	5	6	6	*7	7	7		
	van ACKER Florian (BEL)	0	1	*2	3	3	4	*4	4	5	6	*6	7	8	8	*8	9	9	10	11		
2	MARTINEZ BARRETO Denisos Jose (VEN)	0	0	*1	1	1	2	*2	2	3	4	*4	4	4	5	*6	7	8	8	*8	8	
	van ACKER Florian (BEL)	*0	1	1	2	*3	3	4	5	*5	5	6	7	*8	8	8	8	*8	9	10	11	
3	MARTINEZ BARRETO Denisos Jose (VEN)	*0	1	1	2	*2	2	3	3	*3	3	3	3	*3	4	5	5	*6	7	8	9	9
	van ACKER Florian (BEL)	0	0	*1	1	2	3	*3	4	5	6	*7	8	9	9	*9	10	10	10	*10	10	11

### Note:

The "Greatest deficit overcome" only applies when the player ends up winning the game.

### Legend:

\* Server

No. Number



## Match Results 試合結果

**ASANO Takashi (JPN) 3-1 von EINEM Samuel Philip (AUS)**

Game Summary		Match	Game 1	Game 2	Game 3	Game 4	Game 5
ASANO Takashi	JPN	3	7	11	11	11	
von EINEM Samuel Philip	AUS	1	11	6	6	6	
Duration:		26min	6min	6min	7min	5min	

Match No.: 4 Table: 2

Umpires: ZAKI Khaled (EGY) KRMEJ Milana (SLO)

Player Statistics	ASANO Takashi (JPN)					Match	von EINEM Samuel Philip (AUS)					Match	
	Game						Match	Game					
	1	2	3	4	5			1	2	3	4		5
Points won	7	11	11	11		40	11	6	6	6		29	
Biggest lead	6	5	5	5		6	4	-	-	-		4	
Points won on own serve	4	6	6	4		20	5	4	3	2		14	
Points lost on own serve	6	2	3	4		15	3	5	5	7		20	
Most consecutive points won	6	4	2	3		6	10	2	1	2		10	
Greatest deficit overcome	-	-	-	-		-	6	-	-	-		6	
Handedness/Grip	/						/						

Game/Match Statistics	Game					Match
	1	2	3	4	5	
Longest rally (strokes)	9	13	10	9		13
Average rally	4	5	4	4		5

### Game Progress

1 ASANO Takashi (JPN)	*0	1	2	3	*4	5	6	6	*7	7	7	7	*7	7	7	7	*7	7	7
von EINEM Samuel Philip (AUS)	0	0	*0	0	0	0	*0	1	1	2	*3	4	5	6	*7	8	9	10	11
2 ASANO Takashi (JPN)	0	1	*2	3	3	4	*4	5	6	6	*6	7	7	7	*8	9	10	11	
von EINEM Samuel Philip (AUS)	*0	0	0	0	*1	1	2	2	*2	3	4	4	*5	6	6	6	*6	6	
3 ASANO Takashi (JPN)	*0	1	1	2	*3	3	4	4	*5	5	6	7	*7	8	9	9	*10	11	
von EINEM Samuel Philip (AUS)	0	0	*1	1	1	2	*2	3	3	4	*4	4	5	5	*5	6	6	6	
4 ASANO Takashi (JPN)	0	1	*2	3	3	3	*4	4	5	6	*6	6	7	8	*9	9	10	11	
von EINEM Samuel Philip (AUS)	*0	0	0	0	*1	2	2	3	*3	3	4	5	*5	5	5	6	*6	6	

### Note:

The "Greatest deficit overcome" only applies when the player ends up winning the game.

### Legend:

\* Server

No. Number



## Match Results

試合結果

GHARSALLAH Karim (TUN) 0-3 CREANGE Lucas (FRA)

Game Summary		Match	Game 1	Game 2	Game 3	Game 4	Game 5
GHARSALLAH Karim	TUN	0	3	6	2		
CREANGE Lucas	FRA	3	11	11	11		
Duration:		17min	5min	5min	6min		

Match No.: 2 Table: 4

Umpires: ALIOTTA Esther (USA) HERMANS Michel (BEL)

Player Statistics	GHARSALLAH Karim (TUN)					Match	CREANGE Lucas (FRA)					Match
	Game						Game					
	1	2	3	4	5		1	2	3	4	5	
Points won	3	6	2			11	11	11	11			33
Biggest lead	-	-	-			-	8	5	9			9
Points won on own serve	3	3	0			6	6	6	4			16
Points lost on own serve	5	5	7			17	0	3	2			5
Most consecutive points won	2	2	1			2	5	4	6			6
Greatest deficit overcome	-	-	-			-	-	-	-			-
Handedness/Grip	/						/					

Game/Match Statistics	Game					Match
	1	2	3	4	5	
Longest rally (strokes)	10	6	9			10
Average rally	4	3	4			3

### Game Progress

1	GHARSALLAH Karim (TUN)	*0	0	0	0	*0	0	1	1	*1	2	3	3	*3	3	3			
	CREANGE Lucas (FRA)	0	1	*2	3	4	5	*5	6	7	7	*7	8	9	10	11			
2	GHARSALLAH Karim (TUN)	0	0	*0	0	1	2	*2	2	3	4	*4	4	5	6	*6	6	6	6
	CREANGE Lucas (FRA)	*0	1	2	3	*3	3	4	5	*5	5	6	7	*7	7	8	9	*10	11
3	GHARSALLAH Karim (TUN)	*0	0	0	0	*1	1	1	1	*1	1	1	2	*2	2				
	CREANGE Lucas (FRA)	0	1	*2	3	3	4	*5	6	7	8	*9	9	10	11				

**Note:**  
The "Greatest deficit overcome" only applies when the player ends up winning the game.

**Legend:**  
\* Server  
No. Number



## Match Results 試合結果

KATO Koya (JPN) 1-3 PALOS Peter (HUN)

Game Summary		Match	Game 1	Game 2	Game 3	Game 4	Game 5
KATO Koya	JPN	1	6	12	9	5	
PALOS Peter	HUN	3	11	10	11	11	
Duration:		37min	6min	8min	9min	6min	

Match No.: 7 Table: 1

Umpires: GULLBERG Jens (DEN) KRMEJ Milana (SLO)

Player Statistics	KATO Koya (JPN)					Match	PALOS Peter (HUN)					Match
	Game						Game					
	1	2	3	4	5		1	2	3	4	5	
Points won	6	12	9	5		32	11	10	11	11		43
Biggest lead	-	4	3	1		4	5	1	2	6		6
Points won on own serve	3	7	4	3		17	5	6	5	6		22
Points lost on own serve	6	4	6	5		21	3	5	5	2		15
Most consecutive points won	2	3	4	1		4	4	4	5	3		5
Greatest deficit overcome	-	1	-	-		1	-	-	3	1		3
Handedness/Grip	/						/					

Game/Match Statistics	Game					Match
	1	2	3	4	5	
Longest rally (strokes)	16	9	17	8		17
Average rally	5	4	6	4		5

### Game Progress

1	KATO Koya (JPN)	*0	0	0	1	*1	2	2	2	*2	2	3	4	*4	4	5	5	*6	6					
	PALOS Peter (HUN)	0	1	*2	2	3	3	*4	5	6	7	*7	7	8	9	*9	10	10	11					
2	KATO Koya (JPN)	0	0	*1	2	3	3	*4	5	5	6	*7	7	8	8	*8	9	10	10	*10	10	10	*11	12
	PALOS Peter (HUN)	*0	1	1	1	*1	2	2	2	*3	3	3	4	*4	5	6	6	*6	7	8	9	*10	10	10
3	KATO Koya (JPN)	*0	1	1	1	*2	2	2	3	*4	5	6	6	*7	7	8	9	*9	9	9	9	9	9	9
	PALOS Peter (HUN)	0	0	*1	2	2	3	*4	4	4	4	*4	5	5	6	*6	6	7	8	*9	10	11	11	11
4	KATO Koya (JPN)	0	1	*1	1	2	2	*2	3	3	3	*3	4	4	4	*5	5	5	5	5	5	5	5	5
	PALOS Peter (HUN)	*0	0	1	2	*2	3	4	4	*5	6	7	7	*8	9	9	10	11	11	11	11	11	11	11

### Note:

The "Greatest deficit overcome" only applies when the player ends up winning the game.

### Legend:

\* Server

No. Number





## Match Results 試合結果

TAKEMORI Takeshi (JPN) 2-3 van ACKER Florian (BEL)

Game Summary		Match	Game 1	Game 2	Game 3	Game 4	Game 5
TAKEMORI Takeshi	JPN	2	11	9	9	12	5
van ACKER Florian	BEL	3	7	11	11	10	11
Duration:		49min	7min	9min	11min	12min	8min

Match No.: 8 Table: 2

Umpires: RASINEN Asko (FIN) SELIG Gert (GER)

Player Statistics	TAKEMORI Takeshi (JPN)						van ACKER Florian (BEL)					
	Game					Match	Game					Match
	1	2	3	4	5		1	2	3	4	5	
Points won	11	9	9	12	5	46	7	11	11	10	11	50
Biggest lead	4	4	4	2	-	4	2	2	3	3	6	6
Points won on own serve	7	5	4	7	3	26	4	6	5	6	6	27
Points lost on own serve	3	5	6	4	5	23	4	4	5	5	2	20
Most consecutive points won	4	6	3	5	2	6	2	6	7	4	6	7
Greatest deficit overcome	2	-	-	3	-	3	-	4	4	-	-	4
Handedness/Grip	/						/					

Game/Match Statistics	Game					Match
	1	2	3	4	5	
Longest rally (strokes)	13	21	24	22	11	24
Average rally	5	6	7	6	5	6

### Game Progress

1	TAKEMORI Takeshi (JPN)	*0	0	1	1	*1	2	2	3	*3	4	5	6	*7	7	8	9	*9	10	11				
	van ACKER Florian (BEL)	0	1	*1	2	3	3	*4	4	5	5	*5	5	5	6	*6	6	7	7	7				
2	TAKEMORI Takeshi (JPN)	0	0	*0	1	2	3	*4	5	6	6	*6	6	7	8	*9	9	9	9	*9	9	9		
	van ACKER Florian (BEL)	*0	1	2	2	*2	2	2	2	*2	3	4	5	*5	5	5	6	*7	8	9	10	11		
3	TAKEMORI Takeshi (JPN)	*0	1	2	3	*3	4	4	5	*6	6	6	6	*6	6	6	6	*7	8	8	9	9		
	van ACKER Florian (BEL)	0	0	*0	0	1	1	*2	2	2	3	*4	5	6	7	*8	9	9	9	*10	10	11		
4	TAKEMORI Takeshi (JPN)	0	0	*1	1	2	2	*2	2	3	4	*5	6	7	7	*8	8	8	8	*8	9	10	*11	12
	van ACKER Florian (BEL)	*0	1	1	2	*2	3	4	5	*5	5	5	5	*5	6	6	7	*8	9	10	10	*10	10	10
5	TAKEMORI Takeshi (JPN)	*0	0	0	1	*1	2	3	3	*3	3	3	3	*3	4	4	5	5						
	van ACKER Florian (BEL)	0	1	*2	2	3	3	*3	4	5	6	*7	8	9	9	*10	10	11						

**Note:**  
The "Greatest deficit overcome" only applies when the player ends up winning the game.

**Legend:**  
\* Server  
No. Number



## Match Results 試合結果

KIM Gi Tae (KOR) 0-3 von EINEM Samuel Philip (AUS)

Game Summary		Match	Game 1	Game 2	Game 3	Game 4	Game 5
KIM Gi Tae	KOR	0	5	8	9		
von EINEM Samuel Philip	AUS	3	11	11	11		
Duration:		21min	5min	8min	7min		

Match No.: 5 Table: 3

Umpires: IOKI Setsuko (JPN) IGARASHI Kumiko (JPN)

Player Statistics	KIM Gi Tae (KOR)					Match	von EINEM Samuel Philip (AUS)					Match
	Game						Game					
	1	2	3	4	5		1	2	3	4	5	
Points won	5	8	9			22	11	11	11			33
Biggest lead	-	-	6			6	6	3	2			6
Points won on own serve	3	4	7			14	6	6	8			20
Points lost on own serve	5	5	3			13	2	4	2			8
Most consecutive points won	2	2	3			3	5	2	6			6
Greatest deficit overcome	-	-	-			-	-	-	6			6
Handedness/Grip	/						/					

Game/Match Statistics	Game					Match
	1	2	3	4	5	
Longest rally (strokes)	8	8	10			10
Average rally	3	4	4			4

### Game Progress

1	KIM Gi Tae (KOR)	*0	0	1	1	*1	1	1	1	*2	3	3	3	*3	4	4	5	5				
	von EINEM Samuel Philip (AUS)	0	1	*1	2	3	4	*5	6	6	6	*7	8	9	9	*10	10	11				
2	KIM Gi Tae (KOR)	0	0	*1	1	1	2	*2	3	4	4	*4	5	5	6	*6	6	7	7	*8	8	
	von EINEM Samuel Philip (AUS)	*0	1	1	2	*3	3	4	4	*4	5	6	6	*7	7	8	9	*9	10	10	11	
3	KIM Gi Tae (KOR)	*0	1	2	2	*3	4	5	5	*6	7	8	8	*8	8	9	9	*9	9	9	9	9
	von EINEM Samuel Philip (AUS)	0	0	*0	1	1	1	*1	2	2	2	*2	3	4	5	*5	6	7	8	*9	10	11

### Note:

The "Greatest deficit overcome" only applies when the player ends up winning the game.

### Legend:

\* Server

No. Number



## Match Results 試合結果

CUESTA MARTINEZ Eduardo (ESP) 1-3 CREANGE Lucas (FRA)

Game Summary		Match	Game 1	Game 2	Game 3	Game 4	Game 5
CUESTA MARTINEZ Eduardo	ESP	1	5	6	12	10	
CREANGE Lucas	FRA	3	11	11	10	12	
Duration:		28min	5min	5min	7min	7min	

Match No.: 6 Table: 4

Umpires: OH Yong Seng (SGP) CHOI Chang Seong (KOR)

Player Statistics	CUESTA MARTINEZ Eduardo (ESP)					Match	CREANGE Lucas (FRA)					Match
	Game						Game					
	1	2	3	4	5		1	2	3	4	5	
Points won	5	6	12	10		33	11	11	10	12		44
Biggest lead	1	-	2	1		2	6	5	5	3		6
Points won on own serve	2	3	4	5		14	5	6	3	6		20
Points lost on own serve	6	5	7	6		24	3	3	8	5		19
Most consecutive points won	2	2	5	3		5	6	4	4	3		6
Greatest deficit overcome	-	-	5	-		5	1	-	-	1		1
Handedness/Grip	/						/					

Game/Match Statistics	Game					Match
	1	2	3	4	5	
Longest rally (strokes)	8	11	29	19		29
Average rally	4	5	6	7		5

### Game Progress

1	CUESTA MARTINEZ Eduardo (ESP)	*0	1	1	1	*1	1	1	1	*2	2	2	3	*4	4	5	5	5
	CREANGE Lucas (FRA)	0	0	*1	2	3	4	*5	6	6	7	*8	8	8	9	*9	10	11
2	CUESTA MARTINEZ Eduardo (ESP)	0	0	*0	0	0	1	*1	1	2	2	*3	3	4	5	*5	5	6
	CREANGE Lucas (FRA)	*0	1	2	3	*4	4	5	6	*6	7	7	8	*8	8	9	10	*10
3	CUESTA MARTINEZ Eduardo (ESP)	*0	1	1	1	*2	2	2	3	*3	3	3	3	*4	4	5	6	*7
	CREANGE Lucas (FRA)	0	0	*1	2	2	3	*4	4	5	6	*7	8	8	9	*9	9	9
4	CUESTA MARTINEZ Eduardo (ESP)	0	1	*1	2	2	2	*2	3	3	4	*5	5	5	6	*6	7	7
	CREANGE Lucas (FRA)	*0	0	1	1	*2	3	4	4	*5	5	5	6	*7	7	8	8	*9

### Note:

The "Greatest deficit overcome" only applies when the player ends up winning the game.

### Legend:

\* Server

No. Number



## Match Results 試合結果

KATO Koya (JPN) 1-3 KIM Chang Gi (KOR)

Game Summary		Match	Game 1	Game 2	Game 3	Game 4	Game 5
KATO Koya	JPN	1	6	9	14	7	
KIM Chang Gi	KOR	3	11	11	12	11	
Duration:		42min	6min	9min	13min	9min	

Match No.: 9 Table: 1

Umpires: KRMEJ Milana (SLO) RIVERO Ernesto (VEN)

Player Statistics	KATO Koya (JPN)					Match	KIM Chang Gi (KOR)					Match
	Game						Game					
	1	2	3	4	5		1	2	3	4	5	
Points won	6	9	14	7		36	11	11	12	11		45
Biggest lead	2	-	2	-		2	5	4	2	7		7
Points won on own serve	3	5	9	5		22	5	6	8	8		27
Points lost on own serve	6	5	4	3		18	3	4	5	2		14
Most consecutive points won	2	3	3	3		3	5	3	3	7		7
Greatest deficit overcome	-	-	2	-		2	2	-	-	-		2
Handedness/Grip	/						/					

Game/Match Statistics	Game					Match
	1	2	3	4	5	
Longest rally (strokes)	10	9	8	10		10
Average rally	4	4	3	4		4

### Game Progress

1	KATO Koya (JPN)	*0	1	2	2	*3	3	3	4	*4	4	4	*4	5	5	6	*6	6									
	KIM Chang Gi (KOR)	0	0	*0	1	1	2	*3	3	4	5	*6	7	8	8	*9	9	10	11								
2	KATO Koya (JPN)	0	0	*0	0	1	1	*1	2	3	3	*4	4	5	6	*7	7	7	8	*8	9	9					
	KIM Chang Gi (KOR)	*0	1	2	3	*3	4	5	5	*5	6	6	7	*7	7	7	8	*9	9	10	10	11					
3	KATO Koya (JPN)	*0	1	2	2	*2	2	3	4	*4	4	4	5	*6	7	7	7	*7	8	9	10	*10	11	*11	12	*12	13
	KIM Chang Gi (KOR)	0	0	*0	1	2	3	*3	3	4	5	*6	6	6	6	*7	8	9	9	*9	9	10	*10	11	*11	12	*12
		14																									
		12																									
4	KATO Koya (JPN)	0	0	*0	0	0	0	*0	0	1	2	*2	3	4	5	*5	6	7	7	7							
	KIM Chang Gi (KOR)	*0	1	2	3	*4	5	6	7	*7	7	8	8	*8	8	9	9	*9	10	11							

**Note:**  
The "Greatest deficit overcome" only applies when the player ends up winning the game.

**Legend:**  
\* Server No. Number



## Match Results 試合結果

**TAKEMORI Takeshi (JPN) 3-0 MARTINEZ BARRETO Denisos Jose (VEN)**

Game Summary		Match	Game 1	Game 2	Game 3	Game 4	Game 5
TAKEMORI Takeshi	JPN	3	11	11	11		
MARTINEZ BARRETO Denisos Jose	VEN	0	7	4	8		
Duration:		22min	6min	6min	6min		

Match No.: 10 Table: 2

Umpires: GRIAZNOVA Liudmila (RUS) SELIG Gert (GER)

Player Statistics	TAKEMORI Takeshi (JPN)					Match	MARTINEZ BARRETO Denisos Jose (VEN)					Match	
	Game						Match	Game					
	1	2	3	4	5			1	2	3	4		5
Points won	11	11	11			33	7	4	8			19	
Biggest lead	4	8	4			8	1	-	-			1	
Points won on own serve	4	7	3			14	3	3	2			8	
Points lost on own serve	4	1	6			11	7	4	8			19	
Most consecutive points won	3	6	3			6	1	2	3			3	
Greatest deficit overcome	1	-	-			1	-	-	-			-	
Handedness/Grip						/						/	

Game/Match Statistics	Game					Match
	1	2	3	4	5	
Longest rally (strokes)	10	11	10			11
Average rally	4	4	4			4

### Game Progress

1	<b>TAKEMORI Takeshi (JPN)</b>	0	0	*1	1	2	2	*3	3	4	4	*5	6	6	7	*8	9	9	10	11	
	MARTINEZ BARRETO Denisos Jose (VEN)	*0	1	1	2	*2	3	3	4	*4	5	5	5	*6	6	6	6	*7	7	7	
2	<b>TAKEMORI Takeshi (JPN)</b>	*0	1	2	3	*4	5	6	6	*7	8	9	9	*9	10	10	11				
	MARTINEZ BARRETO Denisos Jose (VEN)	0	0	*0	0	0	0	*0	1	1	1	*1	2	3	3	*4	4				
3	<b>TAKEMORI Takeshi (JPN)</b>	0	1	*2	2	3	4	*5	5	5	5	*6	6	6	7	*8	9	9	10	*10	11
	MARTINEZ BARRETO Denisos Jose (VEN)	*0	0	0	1	*1	1	1	2	*3	4	4	5	*6	6	6	6	*7	7	8	8

### Note:

The "Greatest deficit overcome" only applies when the player ends up winning the game.

### Legend:

\* Server

No. Number



## Match Results 試合結果

**KIM Gi Tae (KOR) 3-1 ASANO Takashi (JPN)**

Game Summary		Match	Game 1	Game 2	Game 3	Game 4	Game 5
KIM Gi Tae	KOR	3	11	10	11	11	
ASANO Takashi	JPN	1	9	12	8	4	
Duration:		36min	8min	11min	9min	6min	

Match No.: 11 Table: 3

Umpires: RASINEN Asko (FIN) KHALILI MARANDI Pari (MAS)

Player Statistics	KIM Gi Tae (KOR)					Match	ASANO Takashi (JPN)					Match
	Game						Game					
	1	2	3	4	5		1	2	3	4	5	
Points won	11	10	11	11		43	9	12	8	4		33
Biggest lead	3	3	3	7		7	2	2	2	-		2
Points won on own serve	7	7	5	7		26	6	8	4	3		21
Points lost on own serve	3	4	4	1		12	4	3	6	4		17
Most consecutive points won	4	3	4	6		6	3	5	2	2		5
Greatest deficit overcome	2	-	2	-		2	-	3	-	-		3
Handedness/Grip	/						/					

Game/Match Statistics	Game					Match
	1	2	3	4	5	
Longest rally (strokes)	10	12	15	13		15
Average rally	4	4	6	3		5

### Game Progress

1	KIM Gi Tae (KOR)	0	1	*1	2	3	3	*4	5	5	5	*5	6	6	6	*6	7	7	8	*9	10	11		
	ASANO Takashi (JPN)	*0	0	1	1	*1	2	2	2	*3	4	5	5	*6	7	8	8	*9	9	9	9	9		
2	KIM Gi Tae (KOR)	*0	1	2	2	*2	2	3	3	*4	5	5	6	*6	7	8	9	*9	10	10	10	*10	10	10
	ASANO Takashi (JPN)	0	0	*0	1	2	3	*3	4	4	4	*5	5	6	6	*6	6	7	7	*8	9	10	*11	12
3	KIM Gi Tae (KOR)	0	1	*1	1	2	2	*2	3	3	4	*5	5	6	7	*7	7	8	9	*10	11			
	ASANO Takashi (JPN)	*0	0	1	2	*2	3	4	4	*5	5	5	6	*6	6	7	8	*8	8	8	8			
4	KIM Gi Tae (KOR)	*0	1	2	3	*4	5	6	6	*6	7	7	7	*8	9	10	11							
	ASANO Takashi (JPN)	0	0	*0	0	0	0	*0	1	2	2	*3	4	4	4	*4	4							

**Note:**  
The "Greatest deficit overcome" only applies when the player ends up winning the game.

**Legend:**  
\* Server  
No. Number



## Match Results 試合結果

**CUESTA MARTINEZ Eduardo (ESP) 3-0 GHARSALLAH Karim (TUN)**

Game Summary		Match	Game 1	Game 2	Game 3	Game 4	Game 5
CUESTA MARTINEZ Eduardo	ESP	3	11	11	11		
GHARSALLAH Karim	TUN	0	1	9	4		
Duration:		18min	3min	7min	5min		

Match No.: 12 Table: 4

Umpires: FUJIMOTO Shigeko (JPN) KAMIYA Akiko (JPN)

Player Statistics	CUESTA MARTINEZ Eduardo (ESP)					Match	GHARSALLAH Karim (TUN)					Match	
	Game						Match	Game					
	1	2	3	4	5			1	2	3	4		5
Points won	11	11	11			33	1	9	4			14	
Biggest lead	10	4	7			10	-	-	-			-	
Points won on own serve	6	7	6			19	1	6	2			9	
Points lost on own serve	0	3	2			5	5	4	5			14	
Most consecutive points won	7	3	6			7	1	3	2			3	
Greatest deficit overcome	-	-	-			-	-	-	-			-	
Handedness/Grip	/						/						

Game/Match Statistics	Game					Match
	1	2	3	4	5	
Longest rally (strokes)	8	8	8			8
Average rally	4	4	5			4

### Game Progress

1	CUESTA MARTINEZ Eduardo (ESP)	*0	1	2	3	*4	5	6	7	*7	8	9	10	11								
	GHARSALLAH Karim (TUN)	0	0	*0	0	0	0	*0	0	1	1	*1	1	1								
2	CUESTA MARTINEZ Eduardo (ESP)	0	1	*2	2	3	3	*4	5	6	6	*7	7	8	8	*8	8	9	9	*9	10	11
	GHARSALLAH Karim (TUN)	*0	0	0	1	*1	2	2	2	*2	3	3	4	*4	5	6	7	*7	8	9	9	9
3	CUESTA MARTINEZ Eduardo (ESP)	*0	1	2	3	*4	5	6	6	*7	8	8	8	*9	9	10	11					
	GHARSALLAH Karim (TUN)	0	0	*0	0	0	0	*0	1	1	1	*2	3	3	4	*4	4					

### Note:

The "Greatest deficit overcome" only applies when the player ends up winning the game.

### Legend:

\* Server

No. Number



## Match Results 試合結果

**PALOS Peter (HUN) 3-2 ASANO Takashi (JPN)**

Game Summary		Match	Game 1	Game 2	Game 3	Game 4	Game 5
PALOS Peter	HUN	3	13	7	11	11	11
ASANO Takashi	JPN	2	15	11	9	8	5
Duration:		45min	10min	8min	8min	9min	8min

Match No.: 13 Table: 2

Umpires: SELIG Gert (GER) GRIAZNOVA Liudmila (RUS)

Player Statistics	PALOS Peter (HUN)						ASANO Takashi (JPN)					
	Game					Match	Game					Match
	1	2	3	4	5		1	2	3	4	5	
Points won	13	7	11	11	11	53	15	11	9	8	5	48
Biggest lead	3	3	4	3	6	6	3	4	-	1	2	4
Points won on own serve	7	4	6	6	7	30	8	5	5	4	4	26
Points lost on own serve	7	6	4	4	1	22	6	3	5	5	4	23
Most consecutive points won	3	3	4	4	8	8	3	4	3	3	2	4
Greatest deficit overcome	-	-	-	1	2	2	3	3	-	-	-	3
Handedness/Grip	/						/					

Game/Match Statistics	Game					Match
	1	2	3	4	5	
Longest rally (strokes)	16	20	8	17	7	20
Average rally	4	6	4	6	3	5

### Game Progress

1	PALOS Peter (HUN)	0	0	*0	1	1	1	*2	3	3	4	*5	6	6	7	*7	8	9	10	*10	10	10	*11	11	*11	12	*12
	ASANO Takashi (JPN)	*0	1	2	2	*3	4	4	4	*5	5	5	5	*6	6	7	7	*7	7	8	9	*10	10	*11	12	*12	13
		13	*13	13																							
		*13	14	15																							
2	PALOS Peter (HUN)	*0	1	2	3	*3	3	3	3	*4	5	5	5	*5	6	6	6	*7	7	7							
	ASANO Takashi (JPN)	0	0	*0	0	1	2	*3	4	4	4	*5	6	7	7	*8	9	9	10	11							
3	PALOS Peter (HUN)	0	1	*2	2	3	4	*4	4	4	5	*6	7	8	8	*8	9	9	9	*9	10	11					
	ASANO Takashi (JPN)	*0	0	0	1	*1	1	2	3	*4	4	4	4	*4	5	6	6	*7	8	9	9	9	9				
4	PALOS Peter (HUN)	*0	1	1	1	*2	3	4	4	*5	5	5	5	*6	7	7	7	*8	9	10	11						
	ASANO Takashi (JPN)	0	0	*1	2	2	2	*2	3	3	4	*5	6	6	6	*7	8	8	8	*8	8						
5	PALOS Peter (HUN)	0	0	*0	1	2	2	*2	3	4	5	*6	7	8	9	*10	10	11									
	ASANO Takashi (JPN)	*0	1	2	2	*2	3	4	4	*4	4	4	4	*4	4	4	5	5									

**Note:**  
The "Greatest deficit overcome" only applies when the player ends up winning the game.

**Legend:**  
\* Server  
No. Number





## Match Results

試合結果

TAKEMORI Takeshi (JPN) 0-3 CREANGE Lucas (FRA)

Game Summary		Match	Game 1	Game 2	Game 3	Game 4	Game 5
TAKEMORI Takeshi	JPN	0	11	9	5		
CREANGE Lucas	FRA	3	13	11	11		
Duration:		27min	8min	9min	7min		

Match No.: 14 Table: 1

Umpires: BOGREN Ingrid (SWE) PICHARDO Luz (DOM)

Player Statistics	TAKEMORI Takeshi (JPN)					Match	CREANGE Lucas (FRA)					Match
	Game						Game					
	1	2	3	4	5		1	2	3	4	5	
Points won	11	9	5			25	13	11	11			35
Biggest lead	1	3	1			3	4	2	6			6
Points won on own serve	7	4	3			14	8	5	6			19
Points lost on own serve	5	6	5			16	4	5	2			11
Most consecutive points won	3	3	2			3	3	3	4			4
Greatest deficit overcome	-	-	-			-	1	3	1			3
Handedness/Grip	/						/					

Game/Match Statistics	Game					Match
	1	2	3	4	5	
Longest rally (strokes)	13	19	10			19
Average rally	5	7	5			6

### Game Progress

1	TAKEMORI Takeshi (JPN)	*0	0	0	1	*1	1	2	3	*3	4	4	4	*4	5	6	6	*7	8	9	9	*10	11	*11	11	11
	CREANGE Lucas (FRA)	0	1	*2	2	3	4	*4	4	5	5	*6	7	8	8	*8	9	9	9	*9	10	10	*10	11	*12	13
2	TAKEMORI Takeshi (JPN)	0	1	*1	2	2	3	*4	5	5	5	*6	7	7	7	*7	8	8	8	*9	9	9				
	CREANGE Lucas (FRA)	*0	0	1	1	*2	2	2	2	*3	4	4	4	*5	6	7	7	*8	9	9	10	11				
3	TAKEMORI Takeshi (JPN)	*0	1	1	1	*1	2	3	3	*3	3	3	4	*4	4	4	5	5								
	CREANGE Lucas (FRA)	0	0	*1	2	3	3	*3	4	5	6	*7	7	8	9	*10	10	11								

**Note:**  
The "Greatest deficit overcome" only applies when the player ends up winning the game.

**Legend:**  
\* Server  
No. Number



## Match Results 試合結果

von EINEM Samuel Philip (AUS) 3-1 CUESTA MARTINEZ Eduardo (ESP)

Game Summary		Match	Game 1	Game 2	Game 3	Game 4	Game 5
von EINEM Samuel Philip	AUS	3	8	11	11	11	
CUESTA MARTINEZ Eduardo	ESP	1	11	8	7	7	
Duration:		28min	6min	7min	7min	7min	

Match No.: 15 Table: 3

Umpires: DAIRA Hiroe (JPN) HERMANS Michel (BEL)

Player Statistics	von EINEM Samuel Philip (AUS)					Match	CUESTA MARTINEZ Eduardo (ESP)					Match	
	Game						Match	Game					
	1	2	3	4	5			1	2	3	4		5
Points won	8	11	11	11		41	11	8	7	7		33	
Biggest lead	-	5	4	6		6	3	-	-	-		3	
Points won on own serve	6	5	5	7		23	8	3	4	4		19	
Points lost on own serve	3	5	3	3		14	2	6	6	4		18	
Most consecutive points won	2	3	3	5		5	3	3	2	3		3	
Greatest deficit overcome	-	-	-	-		-	-	-	-	-		-	
Handedness/Grip	/						/						

Game/Match Statistics	Game					Match
	1	2	3	4	5	
Longest rally (strokes)	10	7	9	12		12
Average rally	4	4	4	5		4

### Game Progress

1	von EINEM Samuel Philip (AUS)	0	0	*0	1	1	1	*2	2	3	4	*4	5	6	6	*6	7	8	8	*8	8
	CUESTA MARTINEZ Eduardo (ESP)	*0	1	2	2	*3	4	4	5	*5	5	6	6	*6	7	8	8	*8	9	10	11
2	von EINEM Samuel Philip (AUS)	*0	1	2	2	*3	4	5	5	*6	7	7	8	*8	8	8	9	*10	10	10	11
	CUESTA MARTINEZ Eduardo (ESP)	0	0	*0	1	1	1	*1	2	2	2	*3	3	4	5	*6	6	6	7	*8	8
3	von EINEM Samuel Philip (AUS)	0	1	*1	2	3	3	*3	4	4	5	*6	7	7	8	*8	8	9	10	11	
	CUESTA MARTINEZ Eduardo (ESP)	*0	0	1	1	*1	2	3	3	*4	4	4	4	*5	5	6	7	*7	7	7	
4	von EINEM Samuel Philip (AUS)	*0	1	2	3	*4	5	5	6	*7	7	8	8	*8	8	9	9	*9	10	11	
	CUESTA MARTINEZ Eduardo (ESP)	0	0	*0	0	0	0	*1	1	1	2	*2	3	4	5	*5	6	7	7	7	

### Note:

The "Greatest deficit overcome" only applies when the player ends up winning the game.

### Legend:

\* Server No. Number



## Match Results 試合結果

KIM Chang Gi (KOR) 1-3 van ACKER Florian (BEL)

Game Summary		Match	Game 1	Game 2	Game 3	Game 4	Game 5
KIM Chang Gi	KOR	1	11	5	11	4	
van ACKER Florian	BEL	3	13	11	8	11	
Duration:		32min	8min	6min	7min	7min	

Match No.: 16 Table: 4

Umpires: IOKI Setsuko (JPN) ALIOTTA Esther (USA)

Player Statistics	KIM Chang Gi (KOR)					Match	van ACKER Florian (BEL)					Match
	Game						Game					
	1	2	3	4	5		1	2	3	4	5	
Points won	11	5	11	4		31	13	11	8	11		43
Biggest lead	3	-	3	1		3	2	6	3	7		7
Points won on own serve	6	3	5	2		16	7	6	3	6		22
Points lost on own serve	6	5	5	5		21	5	2	6	2		15
Most consecutive points won	4	2	5	1		5	3	5	2	4		5
Greatest deficit overcome	-	-	3	-		3	3	-	-	1		3
Handedness/Grip	/						/					

Game/Match Statistics	Game					Match
	1	2	3	4	5	
Longest rally (strokes)	11	8	16	17		17
Average rally	5	4	5	6		5

### Game Progress

1   KIM Chang Gi (KOR)	*0	0	1	1	*2	2	3	4	*4	4	5	6	*7	8	8	8	*9	9	10	10	*10	11	*11	11	11
van ACKER Florian (BEL)	0	1	*1	2	2	3	*3	3	4	5	*5	5	5	5	*6	7	7	8	*8	9	10	*10	11	*12	13
2   KIM Chang Gi (KOR)	0	0	*1	1	1	1	*1	1	2	3	*3	3	4	4	*4	5	5								
van ACKER Florian (BEL)	*0	1	1	2	*3	4	5	6	*6	6	7	8	*8	9	10	10	11								
3   KIM Chang Gi (KOR)	*0	0	1	1	*2	2	2	3	*3	3	4	4	*5	6	7	8	*9	9	10	11					
van ACKER Florian (BEL)	0	1	*1	2	2	3	*4	4	5	6	*6	7	7	7	*7	7	7	8	*8	8					
4   KIM Chang Gi (KOR)	0	1	*1	1	2	2	*3	3	3	3	*3	4	4	4	*4	4									
van ACKER Florian (BEL)	*0	0	1	2	*2	3	3	4	*5	6	7	7	*8	9	10	11									

**Note:**  
The "Greatest deficit overcome" only applies when the player ends up winning the game.

**Legend:**  
\* Server  
No. Number



## Match Results

試合結果

**PALOS Peter (HUN) 3-2 CREANGE Lucas (FRA)**

Game Summary		Match	Game 1	Game 2	Game 3	Game 4	Game 5
PALOS Peter	HUN	3	14	9	12	9	13
CREANGE Lucas	FRA	2	12	11	10	11	11
Duration:		55min	9min	8min	11min	11min	11min

Match No.: 17 Table: 3

Umpires: RIVERO Ernesto (VEN) NG Tsz Kin (HKG)

Player Statistics	PALOS Peter (HUN)						CREANGE Lucas (FRA)					
	Game					Match	Game					Match
	1	2	3	4	5		1	2	3	4	5	
Points won	14	9	12	9	13	57	12	11	10	11	11	55
Biggest lead	2	2	2	3	3	3	3	2	1	2	3	3
Points won on own serve	9	4	7	5	6	31	8	5	6	6	5	30
Points lost on own serve	4	6	4	5	6	25	5	5	5	4	7	26
Most consecutive points won	4	2	2	4	3	4	2	4	2	4	5	5
Greatest deficit overcome	3	-	1	-	3	3	-	2	-	3	-	3
Handedness/Grip	/						/					

Game/Match Statistics	Game					Match
	1	2	3	4	5	
Longest rally (strokes)	26	20	22	20	23	26
Average rally	6	8	9	9	7	8

### Game Progress

1	PALOS Peter (HUN)	*0	0	1	2	*2	2	3	3	*3	4	4	5	*5	6	6	6	*7	8	9	10	*10	11	*11	12	*12	13
	CREANGE Lucas (FRA)	0	1	*1	1	2	3	*3	4	5	5	*6	6	7	7	*8	9	9	9	*9	9	10	*10	11	*11	12	*12
		14																									
		12																									
2	PALOS Peter (HUN)	0	0	*1	2	2	3	*4	4	5	5	*6	6	6	7	*7	8	9	9	*9	9	9	9	9	9	9	9
	CREANGE Lucas (FRA)	*0	1	1	1	*2	2	2	3	*3	4	4	5	*6	6	7	7	*7	8	9	10	11	11	11	11	11	11
3	PALOS Peter (HUN)	*0	0	1	1	*2	3	3	4	*4	4	5	6	*6	6	7	8	*8	9	10	10	*10	11	12	12	12	12
	CREANGE Lucas (FRA)	0	1	*1	2	2	2	*3	3	4	5	*5	5	6	7	*7	7	8	8	*8	9	10	*10	10	10	10	10
4	PALOS Peter (HUN)	0	0	*1	2	3	4	*4	5	5	6	*6	6	6	6	*7	8	9	9	*9	9	9	9	9	9	9	9
	CREANGE Lucas (FRA)	*0	1	1	1	*1	1	2	2	*3	3	4	5	*6	7	7	7	*7	8	9	10	11	11	11	11	11	11
5	PALOS Peter (HUN)	*0	1	2	3	*3	4	4	5	*5	6	6	6	*6	6	6	7	*7	7	8	9	*10	10	*11	12	13	
	CREANGE Lucas (FRA)	0	0	*0	0	1	1	*2	2	3	3	*4	5	6	7	*8	8	9	10	*10	10	10	*11	11	*11	11	

### Note:

The "Greatest deficit overcome" only applies when the player ends up winning the game.

### Legend:

\* Server

No. Number



## Match Results 試合結果

von EINEM Samuel Philip (AUS) 3-2 van ACKER Florian (BEL)

Game Summary		Match	Game 1	Game 2	Game 3	Game 4	Game 5
von EINEM Samuel Philip	AUS	3	4	4	11	11	11
van ACKER Florian	BEL	2	11	11	9	8	5
Duration:		33min	4min	4min	8min	5min	2min

Match No.: 18 Table: 1

Umpires: GRIAZNOVA Liudmila (RUS) OH Yong Seng (SGP)

Player Statistics	von EINEM Samuel Philip (AUS)						van ACKER Florian (BEL)					
	Game					Match	Game					Match
	1	2	3	4	5		1	2	3	4	5	
Points won	4	4	11	11	11	41	11	11	9	8	5	44
Biggest lead	1	-	3	5	6	6	7	7	1	-	1	7
Points won on own serve	3	2	5	5	6	21	6	6	4	4	3	23
Points lost on own serve	5	5	5	4	2	21	1	2	6	6	5	20
Most consecutive points won	1	2	2	3	6	6	5	6	2	3	2	6
Greatest deficit overcome	-	-	1	-	1	1	1	-	-	-	-	1
Handedness/Grip	/						/					

Game/Match Statistics	Game					Match
	1	2	3	4	5	
Longest rally (strokes)	9	13	21	9	11	21
Average rally	4	5	7	4	4	5

### Game Progress

1	von EINEM Samuel Philip (AUS)	*0	1	1	1	*1	1	1	2	*2	2	3	3	*3	4	4	4					
	van ACKER Florian (BEL)	0	0	*1	2	3	4	*5	5	6	7	*7	8	9	9	*10	11					
2	von EINEM Samuel Philip (AUS)	0	0	*1	1	2	2	*2	2	3	4	*4	4	4	4	*4	4					
	van ACKER Florian (BEL)	*0	1	1	2	*2	3	4	5	*5	5	6	7	*8	9	10	11					
3	von EINEM Samuel Philip (AUS)	*0	0	1	1	*2	3	3	4	*4	5	6	6	*7	8	8	8	*9	9	9	10	11
	van ACKER Florian (BEL)	0	1	*1	2	2	2	*3	3	4	4	*4	5	5	5	*6	7	7	8	*9	9	9
4	von EINEM Samuel Philip (AUS)	0	1	*2	2	3	4	*5	5	6	6	*7	7	8	8	*9	10	10	10	*10	11	
	van ACKER Florian (BEL)	*0	0	0	1	*1	1	1	2	*2	3	3	4	*4	5	5	5	*6	7	8	8	
5	von EINEM Samuel Philip (AUS)	*0	0	1	2	*3	4	5	6	*6	7	7	7	*8	9	10	10	11				
	van ACKER Florian (BEL)	0	1	*1	1	1	1	*1	1	2	2	*3	4	4	4	*4	5	5				

### Note:

The "Greatest deficit overcome" only applies when the player ends up winning the game.

### Legend:

\* Server

No. Number



## Match Results 試合結果

**PALOS Peter (HUN) 3-2 von EINEM Samuel Philip (AUS)**

Game Summary		Match	Game 1	Game 2	Game 3	Game 4	Game 5
PALOS Peter	HUN	3	6	11	7	11	11
von EINEM Samuel Philip	AUS	2	11	7	11	6	9
Duration:		40min	6min	6min	6min	7min	9min

Match No.: 19 Table: 2

Umpires: PICHARDO Luz (DOM) KRMEJ Milana (SLO)

Player Statistics	PALOS Peter (HUN)						von EINEM Samuel Philip (AUS)					
	Game					Match	Game					Match
	1	2	3	4	5		1	2	3	4	5	
Points won	6	11	7	11	11	46	11	7	11	6	9	44
Biggest lead	1	4	2	5	4	5	5	-	4	-	-	5
Points won on own serve	3	7	4	4	7	25	6	4	7	1	6	24
Points lost on own serve	5	3	4	5	3	20	3	4	3	7	4	21
Most consecutive points won	2	3	3	4	2	4	4	3	4	2	3	4
Greatest deficit overcome	-	-	-	-	-	-	1	-	2	-	-	2
Handedness/Grip	/						/					

Game/Match Statistics	Game					Match
	1	2	3	4	5	
Longest rally (strokes)	12	11	14	11	15	15
Average rally	5	5	5	5	6	5

### Game Progress

1	PALOS Peter (HUN)	0	1	*1	1	1	2	*2	2	3	4	*4	5	5	5	*5	5	6	6			
	von EINEM Samuel Philip (AUS)	*0	0	1	2	*3	3	4	5	*5	5	6	6	*7	8	9	10	*10	11			
2	PALOS Peter (HUN)	*0	1	2	2	*2	3	4	4	*5	5	6	7	*8	8	8	8	*9	10	11		
	von EINEM Samuel Philip (AUS)	0	0	*0	1	2	2	*2	3	3	4	*4	4	4	5	*6	7	7	7	7		
3	PALOS Peter (HUN)	0	0	*1	2	3	3	*3	3	4	5	*5	5	6	6	*6	6	6	7	7		
	von EINEM Samuel Philip (AUS)	*0	1	1	1	*1	2	3	4	*4	4	5	6	*6	7	8	9	*10	10	11		
4	PALOS Peter (HUN)	*0	1	2	3	*4	4	4	5	*6	6	6	7	*8	9	9	9	*10	11			
	von EINEM Samuel Philip (AUS)	0	0	*0	0	0	1	*2	2	2	3	*4	4	4	4	*5	6	6	6			
5	PALOS Peter (HUN)	0	1	*1	2	3	3	*4	5	5	6	*6	7	8	8	*9	9	10	10	*10	10	11
	von EINEM Samuel Philip (AUS)	*0	0	1	1	*1	2	2	2	*3	3	4	4	*4	5	5	6	*6	7	8	9	9

### Note:

The "Greatest deficit overcome" only applies when the player ends up winning the game.

### Legend:

\* Server

No. Number



## Player Statistics

プレイヤーの統計

As of SUN 29 AUG 2021

Players	NPC Code	Matches				Games				Match Duration				
		Played	Won	Lost	%Won	Played	Won	Lost	%Won	All	Average			
ASANO Takashi	JPN	3	1	2	33%	13	6	7	46%	1h47min	36min			
		Points Won				Points Lost								
		Total	Own Serve: 67			Most Consecutive: 6			Total	Own Serve: 55			Most Consecutive: 10	
		121	Opp. Serve: 54			GDO: 3			125	Opp. Serve: 70			GLL: 6	
CREANGE Lucas	FRA	4	3	1	75%	15	11	4	73%	2h7min	32min			
		Points Won				Points Lost								
		Total	Own Serve: 85			Most Consecutive: 6			Total	Own Serve: 61			Most Consecutive: 5	
		167	Opp. Serve: 82			GDO: 3			126	Opp. Serve: 65			GLL: 5	
CUESTA MARTINEZ E	ESP	3	1	2	33%	11	5	6	45%	1h14min	25min			
		Points Won				Points Lost								
		Total	Own Serve: 52			Most Consecutive: 7			Total	Own Serve: 47			Most Consecutive: 6	
		99	Opp. Serve: 47			GDO: 5			99	Opp. Serve: 52			GLL: 1	
GHARSALLAH Karim	TUN	2	0	2	0%	6	0	6	0%	35min	18min			
		Points Won				Points Lost								
		Total	Own Serve: 15			Most Consecutive: 3			Total	Own Serve: 31			Most Consecutive: 7	
		25	Opp. Serve: 10			GDO: 0			66	Opp. Serve: 35			GLL: 0	
KATO Koya	JPN	2	0	2	0%	8	2	6	25%	1h19min	40min			
		Points Won				Points Lost								
		Total	Own Serve: 39			Most Consecutive: 4			Total	Own Serve: 39			Most Consecutive: 7	
		68	Opp. Serve: 29			GDO: 2			88	Opp. Serve: 49			GLL: 3	
KIM Chang Gi	KOR	3	1	2	33%	12	5	7	42%	1h47min	36min			
		Points Won				Points Lost								
		Total	Own Serve: 61			Most Consecutive: 7			Total	Own Serve: 56			Most Consecutive: 5	
		111	Opp. Serve: 50			GDO: 3			120	Opp. Serve: 64			GLL: 3	
KIM Gi Tae	KOR	2	1	1	50%	7	3	4	43%	57min	29min			
		Points Won				Points Lost								
		Total	Own Serve: 40			Most Consecutive: 6			Total	Own Serve: 25			Most Consecutive: 6	
		65	Opp. Serve: 25			GDO: 2			66	Opp. Serve: 41			GLL: 6	



## Player Statistics

プレイヤーの統計

As of SUN 29 AUG 2021

Players	NPC Code	Matches				Games				Match Duration	
		Played	Won	Lost	%Won	Played	Won	Lost	%Won	All	Average
MARTINEZ BARRETO D	VEN	2	0	2	0%	6	0	6	0%	41min	21min
		Points Won				Points Lost					
		Total	Own Serve:	21	Most Consecutive:	4	Total	Own Serve:	35	Most Consecutive:	6
		43	Opp. Serve:	22	GDO:	0	66	Opp. Serve:	31	GLL:	1
PALOS Peter	HUN	Matches				Games				Match Duration	
		Played	Won	Lost	%Won	Played	Won	Lost	%Won	All	Average
		5	5	0	100%	23	15	8	65%	3h30min	42min
		Points Won				Points Lost					
Total	Own Serve:	128	Most Consecutive:	8	Total	Own Serve:	99	Most Consecutive:	5		
240	Opp. Serve:	112	GDO:	3	214	Opp. Serve:	115	GLL:	3		
TAKEMORI Takeshi	JPN	Matches				Games				Match Duration	
		Played	Won	Lost	%Won	Played	Won	Lost	%Won	All	Average
		3	1	2	33%	11	5	6	45%	1h38min	33min
		Points Won				Points Lost					
Total	Own Serve:	54	Most Consecutive:	6	Total	Own Serve:	50	Most Consecutive:	7		
104	Opp. Serve:	50	GDO:	3	104	Opp. Serve:	54	GLL:	4		
van ACKER Florian	BEL	Matches				Games				Match Duration	
		Played	Won	Lost	%Won	Played	Won	Lost	%Won	All	Average
		4	3	1	75%	17	11	6	65%	2h13min	33min
		Points Won				Points Lost					
Total	Own Serve:	89	Most Consecutive:	7	Total	Own Serve:	66	Most Consecutive:	6		
170	Opp. Serve:	81	GDO:	4	142	Opp. Serve:	76	GLL:	3		
von EINEM Samuel Philip	AUS	Matches				Games				Match Duration	
		Played	Won	Lost	%Won	Played	Won	Lost	%Won	All	Average
		5	3	2	60%	21	12	9	57%	2h28min	30min
		Points Won				Points Lost					
Total	Own Serve:	102	Most Consecutive:	10	Total	Own Serve:	84	Most Consecutive:	6		
188	Opp. Serve:	86	GDO:	6	185	Opp. Serve:	101	GLL:	1		

**Note:**

The "Greatest deficit overcome" only applies when the player ends up winning the game and "Greatest lead lost" only when losing.

**Legend:**

**GDO** Greatest deficit overcome    **GLL** Greatest lead lost    **Opp.** Opponent's





## Tournament Statistics

トーナメントの統計

As of SUN 29 AUG 2021

Statistics	Preliminaries	Quarterfinals	Semifinals	Finals	Total
<b>Matches</b>					
Total	12	4	2	1	19
Game Margin: 3:0	5 42%	1 25%			6 32%
3:1	6 50%	2 50%			8 42%
3:2	1 8%	1 25%	2 100%	1 100%	5 26%
Invalid Results Mark					
Duration: Total	5h48min	2h12min	1h28min	40min	10h8min
Longest	49min	45min	55min	40min	55min
Shortest	17min	27min	33min	40min	17min
Average	29min	33min	44min	40min	32min
<b>Games</b>					
Total	44	16	10	5	75
Point Margin: 11					
10	1 2%				1 1%
9	1 2%				1 1%
8	1 2%				1 1%
7	3 7%	1 6%	2 20%		6 8%
6	4 9%	3 19%	1 10%		8 11%
5	7 16%			2 40%	9 12%
4	8 18%	3 19%		2 40%	13 17%
3	4 9%	4 25%	1 10%		9 12%
2	15 34%	5 31%	6 60%	1 20%	27 36%
Invalid Results Mark					
Duration: Total	5h11min	2h2min	1h13min	34min	9h
Longest	13min	10min	11min	9min	13min
Shortest	3min	6min	2min	6min	2min
Average	7min	8min	7min	7min	7min
<b>Points</b>					
Total	805	309	197	90	1401
Per game	18.30	19.31	19.70	18.00	18.68
Most consecutive won	10	8	6	4	10
Greatest deficit overcome	6	3	3	2	6
Longest rally	29	20	26	15	29
Average rally	5	5	6	5	5

**Note:**

The "Greatest deficit overcome" only applies when the player ends up winning the game.



**Medallists**  
メダリスト

Medal	Name	NPC
GOLD	PALOS Peter	HUN - Hungary
SILVER	von EINEM Samuel Philip	AUS - Australia
BRONZE	CREANGE Lucas	FRA - France
	van ACKER Florian	BEL - Belgium



## Entry List by Event

種目別エントリーリスト

As of SUN 22 AUG 2021

NPC	Name	Date of Birth	Qualification Pathway	World Ranking
ARG - Argentina	GARRONE Maria	22 OCT 1996	QR	10
BRA - Brazil	da SILVA OLIVEIRA Catia Cristina	12 JUN 1991	CQ	4
CHN - People's Republic of China	LIU Jing	25 JUL 1988	CQ	2
FIN - Finland	TAPOLA Aino	22 JUL 1997	QT	11
FRA - France	LAFAYE Isabelle	9 JUL 1963	QR	7
ITA - Italy	ROSSI Giada	24 AUG 1994	CQ	1
KOR - Republic of Korea	SEO Su Yeon	8 JAN 1986	QR	3
KSA - Saudi Arabia	ALMYRISL Maryam	8 FEB 1982	QI	12
POL - Poland	BUCLAW Dorota	16 OCT 1977	QR	6
RPC - RPC	PUSHPASHEVA Nadezhda	29 DEC 1959	QR	5
SRB - Serbia	PRVULOVIC Ana	23 JUN 1983	QR	9
THA - Thailand	BOOTWANSIRINA Chilchitpanyak	2 DEC 1975	QR	8

### Legend:

<b>CQ</b>	Continental Qualification	<b>QI</b>	Qualified by Invitation	<b>QR</b>	World Ranking
<b>QT</b>	Qualification Tournament				



Draw - Preliminary Round  
トーナメント表 - 予選ラウンド

GROUP A

Match	Day	Time	Table	Name	1	2	3	Pts	Rk
3-1	25 AUG	13:40	6	1 ROSSI Giada (ITA)		<b>3:0</b> 7,11,7	<b>3:1</b> 7,-7,9,4	4	1
2-1	26 AUG	11:40	5						
2-3	26 AUG	18:40	5	2 LAFAYE Isabelle (FRA)	<b>0:3</b> -7,-11,-7		<b>0:3</b> -6,-13,-4	2	3
				3 GARRONE Maria (ARG)	<b>1:3</b> -7,7,-9,-4	<b>3:0</b> 6,13,4		3	2

GROUP B

Match	Day	Time	Table	Name	1	2	3	Pts	Rk
3-1	25 AUG	13:40	8	1 LIU Jing (CHN)		<b>3:0</b> 8,8,7	<b>3:0</b> 3,3,7	4	1
2-1	26 AUG	11:40	7						
2-3	26 AUG	18:40	7	2 BOOTWANSIRINA Chilchitpanyak (THA)	<b>0:3</b> -8,-8,-7		<b>0:3</b> -6,-7,-5	2	3
				3 PRVULOVIC Ana (SRB)	<b>0:3</b> -3,-3,-7	<b>3:0</b> 6,7,5		3	2

GROUP C

Match	Day	Time	Table	Name	1	2	3	Pts	Rk
3-1	25 AUG	13:40	7	1 SEO Su Yeon (KOR)		<b>3:2</b> -9,-8,6,2,6	<b>3:0</b> 1,1,2	4	1
2-1	26 AUG	11:40	8						
2-3	26 AUG	18:40	8	2 PUSHPASHEVA Nadezhda (RPC)	<b>2:3</b> 9,8,-6,-2,-6		<b>3:0</b> 3,3,2	3	2
				3 ALMYRISL Maryam (KSA)	<b>0:3</b> -1,-1,-2	<b>0:3</b> -3,-3,-2		2	3

GROUP D

Match	Day	Time	Table	Name	1	2	3	Pts	Rk
3-1	25 AUG	13:40	5	1 da SILVA OLIVEIRA Catia Cristina (BRA)		<b>1:3</b> 8,-10,-9,-10	<b>3:1</b> 4,-7,8,8	3	2
2-1	26 AUG	11:40	6						
2-3	26 AUG	18:40	6	2 BUCLAW Dorota (POL)	<b>3:1</b> -8,10,9,10		<b>3:0</b> 4,5,6	4	1
				3 TAPOLA Aino (FIN)	<b>1:3</b> -4,7,-8,-8	<b>0:3</b> -4,-5,-6		2	3

Qualification rule:

First and Second from each group will qualify for the Quarterfinals.

Legend:

Pts Points Rk Rank



Draw - Final Rounds  
トーナメント表 - 最終ラウンド

QUALIFIED FROM GROUPS				
Group	Rk	Name	NPC	Match Points
A	1	ROSSI Giada	ITA	4
B	1	LIU Jing	CHN	4
C	1	SEO Su Yeon	KOR	4
D	1	BUCLAW Dorota	POL	4
A	2	GARRONE Maria	ARG	3
B	2	PRVULOVIC Ana	SRB	3
C	2	PUSHPASHEVA Nadezhda	RPC	3
D	2	da SILVA OLIVEIRA Catia Cristina	BRA	3

Quarterfinals	NPC Code	Semifinals	NPC Code	Finals	NPC Code
ROSSI Giada	ITA	da SILVA OLIVEIRA	BRA	3-0 (11:8, 11:9, 11:6)	
PRVULOVIC Ana	SRB	SEO Su Yeon	KOR	3-0 (11:4, 11:7, 11:6)	
BUCLAW Dorota	POL	PUSHPASHEVA Nadezhda	RPC	3-1 (8:11, 11:6, 12:10, 11:8)	
GARRONE Maria	ARG	LIU Jing	CHN	3-0 (11:8, 11:7, 11:1)	
		SEO Su Yeon	KOR	3-1 (7:11, 11:8, 11:5, 11:9)	
		LIU Jing	CHN	3-1 (11:8, 11:4, 8:11, 11:5)	
		LIU Jing	CHN	3-1 (11:7, 11:8, 4:11, 11:8)	
					<b>GOLD</b>
					<b>SILVER</b>
					<b>BRONZE</b>

Legend:  
Rk Rank



## Match Results 試合結果

GARRONE Maria (ARG) 1-3 ROSSI Giada (ITA)

Game Summary		Match	Game 1	Game 2	Game 3	Game 4	Game 5
GARRONE Maria	ARG	1	7	11	9	4	
ROSSI Giada	ITA	3	11	7	11	11	
Duration:		38min	6min	6min	9min	8min	

Match No.: 1 Table: 6

Umpires: HIGASHIJIMA Masae (JPN) SELIG Gert (GER)

Player Statistics	GARRONE Maria (ARG)					Match	ROSSI Giada (ITA)					Match
	Game						Game					
	1	2	3	4	5		1	2	3	4	5	
Points won	7	11	9	4		31	11	7	11	11		40
Biggest lead	1	4	-	-		4	5	2	4	7		7
Points won on own serve	4	6	5	3		18	7	3	6	6		22
Points lost on own serve	4	4	5	5		18	3	5	4	1		13
Most consecutive points won	2	5	3	1		5	4	5	3	4		5
Greatest deficit overcome	-	2	-	-		2	1	-	-	-		1
Handedness/Grip	/						/					

Game/Match Statistics	Game					Match
	1	2	3	4	5	
Longest rally (strokes)	6	5	7	14		14
Average rally	3	3	3	4		3

### Game Progress

1	GARRONE Maria (ARG)	0	1	*1	1	2	2	*2	2	2	3	*3	4	5	5	*5	5	6	7	7		
	ROSSI Giada (ITA)	*0	0	1	2	*2	3	4	5	*6	6	7	7	*7	8	9	10	*10	10	11		
2	GARRONE Maria (ARG)	*0	1	2	2	*3	4	4	4	*4	4	4	5	*6	6	7	8	*9	10	11		
	ROSSI Giada (ITA)	0	0	*0	1	1	1	*2	3	4	5	*6	6	6	7	*7	7	7	7	7		
3	GARRONE Maria (ARG)	0	0	*0	0	1	2	*2	3	3	3	*3	4	5	6	*6	6	6	7	*8	9	9
	ROSSI Giada (ITA)	*0	1	2	3	*3	3	4	4	*5	6	7	7	*7	7	8	9	*10	10	10	10	11
4	GARRONE Maria (ARG)	*0	0	0	0	*0	1	1	1	*2	2	3	3	*3	4	4	4					
	ROSSI Giada (ITA)	0	1	*2	3	4	4	*5	6	6	7	*7	8	9	9	*10	11					

**Note:**  
The "Greatest deficit overcome" only applies when the player ends up winning the game.

**Legend:**  
\* Server  
No. Number



## Match Results 試合結果

PRVULOVIC Ana (SRB) 0-3 LIU Jing (CHN)

Game Summary		Match	Game 1	Game 2	Game 3	Game 4	Game 5
PRVULOVIC Ana	SRB	0	3	3	7		
LIU Jing	CHN	3	11	11	11		
Duration:		13min	4min	4min	4min		

Match No.: 2 Table: 8

Umpires: TANAKA Rieko (JPN) KAMIYA Akiko (JPN)

Player Statistics	PRVULOVIC Ana (SRB)					Match	LIU Jing (CHN)					Match
	Game						Game					
	1	2	3	4	5		1	2	3	4	5	
Points won	3	3	7			13	11	11	11			33
Biggest lead	-	-	-			-	8	8	4			8
Points won on own serve	2	2	5			9	7	5	8			20
Points lost on own serve	4	6	3			13	1	1	2			4
Most consecutive points won	2	2	2			2	6	5	3			6
Greatest deficit overcome	-	-	-			-	-	-	-			-
Handedness/Grip	/						/					

Game/Match Statistics	Game					Match
	1	2	3	4	5	
Longest rally (strokes)	4	6	7			7
Average rally	3	2	3			3

### Game Progress

1   PRVULOVIC Ana (SRB)	0	0	*0	0	0	0	*0	1	1	1	*2	3	3	3	3				
LIU Jing (CHN)	*0	1	2	3	*4	5	6	6	*7	8	8	8	*9	10	11				
2   PRVULOVIC Ana (SRB)	*0	0	0	0	*0	0	1	2	*2	3	3	3	*3	3	3				
LIU Jing (CHN)	0	1	*2	3	4	5	*5	5	6	6	*7	8	9	10	11				
3   PRVULOVIC Ana (SRB)	0	0	*0	1	1	1	*2	3	3	3	*3	4	4	5	*5	6	7	7	7
LIU Jing (CHN)	*0	1	2	2	*3	4	4	4	*5	6	7	7	*8	8	9	9	*9	10	11

**Note:**  
The "Greatest deficit overcome" only applies when the player ends up winning the game.

**Legend:**  
\* Server No. Number



## Match Results

試合結果

ALMYRISL Maryam (KSA) 0-3 SEO Su Yeon (KOR)

Game Summary		Match	Game 1	Game 2	Game 3	Game 4	Game 5
ALMYRISL Maryam	KSA	0	1	1	2		
SEO Su Yeon	KOR	3	11	11	11		
Duration:		11min	4min	4min	4min		

Match No.: 3 Table: 7

Umpires: IGARASHI Kumiko (JPN) GRIAZNOVA Liudmila (RUS)

Player Statistics	ALMYRISL Maryam (KSA)					Match	SEO Su Yeon (KOR)					Match
	Game						Game					
	1	2	3	4	5		1	2	3	4	5	
Points won	1	1	2			4	11	11	11			33
Biggest lead	-	-	-			-	10	10	9			10
Points won on own serve	0	1	0			1	5	6	5			16
Points lost on own serve	6	5	6			17	1	0	2			3
Most consecutive points won	1	1	1			1	7	10	4			10
Greatest deficit overcome	-	-	-			-	-	-	-			-
Handedness/Grip	/						/					

Game/Match Statistics	Game					Match
	1	2	3	4	5	
Longest rally (strokes)	7	5	4			7
Average rally	3	3	2			3

### Game Progress

1	ALMYRISL Maryam (KSA)	0	0	*0	0	0	1	*1	1	1	1	*1	1	1	
	SEO Su Yeon (KOR)	*0	1	2	3	*4	4	5	6	*7	8	9	10	11	
2	ALMYRISL Maryam (KSA)	*0	0	1	1	*1	1	1	1	*1	1	1	1	1	
	SEO Su Yeon (KOR)	0	1	*1	2	3	4	*5	6	7	8	*9	10	11	
3	ALMYRISL Maryam (KSA)	0	0	*0	0	0	1	*1	1	1	1	*2	2	2	2
	SEO Su Yeon (KOR)	*0	1	2	3	*4	4	5	6	*7	8	8	9	*10	11

**Note:**  
The "Greatest deficit overcome" only applies when the player ends up winning the game.

**Legend:**  
\* Server  
No. Number





## Match Results

試合結果

TAPOLA Aino (FIN) 1-3 da SILVA OLIVEIRA Catia Cristina (BRA)

Game Summary		Match	Game 1	Game 2	Game 3	Game 4	Game 5
TAPOLA Aino	FIN	1	4	11	8	8	
da SILVA OLIVEIRA Catia Cristina	BRA	3	11	7	11	11	
Duration:		26min	4min	5min	5min	7min	

Match No.: 4 Table: 5

Umpires: FUKUDA Tomoko (JPN) FOUCARD Frederic (FRA)

Player Statistics	TAPOLA Aino (FIN)					Match	da SILVA OLIVEIRA Catia Cristina (BRA)					Match
	Game						Game					
	1	2	3	4	5		1	2	3	4	5	
Points won	4	11	8	8		31	11	7	11	11		40
Biggest lead	-	4	-	1		4	7	4	6	3		7
Points won on own serve	1	5	7	4		17	4	4	8	6		22
Points lost on own serve	7	3	3	5		18	3	6	1	4		14
Most consecutive points won	2	8	3	3		8	6	7	4	4		7
Greatest deficit overcome	-	4	-	-		4	-	-	-	1		1
Handedness/Grip	/						/					

Game/Match Statistics	Game					Match
	1	2	3	4	5	
Longest rally (strokes)	6	14	6	4		14
Average rally	3	4	3	3		3

### Game Progress

1	TAPOLA Aino (FIN)	*0	0	0	1	*2	2	2	3	*3	3	3	3	*3	3	4	4				
	da SILVA OLIVEIRA Catia Cristina (BRA)	0	1	*2	2	2	3	*4	4	5	6	*7	8	9	10	*10	11				
2	TAPOLA Aino (FIN)	0	1	*2	3	3	3	*3	3	3	3	*3	4	5	6	*7	8	9	10	11	
	da SILVA OLIVEIRA Catia Cristina (BRA)	*0	0	0	0	*1	2	3	4	*5	6	7	7	*7	7	7	7	*7	7	7	
3	TAPOLA Aino (FIN)	*0	0	0	0	*0	1	2	2	*2	2	3	3	*3	4	5	5	*6	7	8	8
	da SILVA OLIVEIRA Catia Cristina (BRA)	0	1	*2	3	4	4	*4	5	6	7	*7	8	9	9	*9	10	10	10	*10	11
4	TAPOLA Aino (FIN)	0	0	*0	0	1	2	*3	3	4	4	*5	5	6	6	*7	8	8	8	*8	8
	da SILVA OLIVEIRA Catia Cristina (BRA)	*0	1	2	3	*3	3	3	4	*4	5	5	6	*6	7	7	7	*8	9	10	11

### Note:

The "Greatest deficit overcome" only applies when the player ends up winning the game.

### Legend:

\* Server

No. Number



## Match Results

試合結果

LAFAYE Isabelle (FRA) 0-3 ROSSI Giada (ITA)

Game Summary		Match	Game 1	Game 2	Game 3	Game 4	Game 5
LAFAYE Isabelle	FRA	0	7	11	7		
ROSSI Giada	ITA	3	11	13	11		
Duration:		28min	6min	9min	8min		

Match No.: 5 Table: 5

Umpires: BYSTRICAN Marian (SVK) VARAYANON Chusakul (THA)

Player Statistics	LAFAYE Isabelle (FRA)					Match	ROSSI Giada (ITA)					Match
	Game						Game					
	1	2	3	4	5		1	2	3	4	5	
Points won	7	11	7			25	11	13	11			35
Biggest lead	2	2	-			2	4	2	4			4
Points won on own serve	2	10	2			14	3	11	3			17
Points lost on own serve	8	2	8			18	5	1	5			11
Most consecutive points won	3	3	2			3	5	2	3			5
Greatest deficit overcome	-	-	-			-	2	2	-			2
Handedness/Grip	/						/					

Game/Match Statistics	Game					Match
	1	2	3	4	5	
Longest rally (strokes)	11	9	7			11
Average rally	4	3	3			3

### Game Progress

1	LAFAYE Isabelle (FRA)	*0	0	0	1	*2	3	3	4	*5	5	6	6	*6	6	6	6	*7	7	7						
	ROSSI Giada (ITA)	0	1	*2	2	2	*3	3	3	4	*4	5	6	7	*8	9	9	10	11							
2	LAFAYE Isabelle (FRA)	0	0	*1	2	3	3	*3	4	5	5	*5	6	7	7	*7	8	9	9	*9	10	10	*10	11	*11	11
	ROSSI Giada (ITA)	*0	1	1	1	*1	2	3	3	*3	4	5	5	*5	6	7	7	*7	8	9	9	*10	11	*11	12	13
3	LAFAYE Isabelle (FRA)	*0	0	0	0	*1	1	2	2	*3	3	3	4	*5	5	6	7	*7	7	7						
	ROSSI Giada (ITA)	0	1	*2	3	3	4	*4	5	5	6	*7	7	7	8	*8	8	9	10	11						

**Note:**  
The "Greatest deficit overcome" only applies when the player ends up winning the game.

**Legend:**  
\* Server  
No. Number



## Match Results 試合結果

BOOTWANSIRINA Chilchitpanyak (THA) 0-3 LIU Jing (CHN)

Game Summary		Match	Game 1	Game 2	Game 3	Game 4	Game 5
BOOTWANSIRINA Chilchitpanyak	THA	0	8	8	7		
LIU Jing	CHN	3	11	11	11		
Duration:		17min	5min	5min	5min		

Match No.: 6 Table: 7

Umpires: SHIBATA Keiko (JPN) FUJIMOTO Shigeko (JPN)

Player Statistics	BOOTWANSIRINA Chilchitpanyak (THA)					Match	LIU Jing (CHN)					Match
	Game						Game					
	1	2	3	4	5		1	2	3	4	5	
Points won	8	8	7			23	11	11	11			33
Biggest lead	3	-	-			3	3	5	4			5
Points won on own serve	4	5	5			14	6	6	8			20
Points lost on own serve	5	5	3			13	4	3	2			9
Most consecutive points won	3	3	2			3	4	3	3			4
Greatest deficit overcome	-	-	-			-	3	-	-			3
Handedness/Grip	/						/					

Game/Match Statistics	Game					Match
	1	2	3	4	5	
Longest rally (strokes)	7	8	11			11
Average rally	4	4	4			4

### Game Progress

1	BOOTWANSIRINA Chilchitpanyak (THA)	0	0	*1	2	2	3	*4	5	5	5	*5	5	6	6	*7	8	8	8	*8	8
	LIU Jing (CHN)	*0	1	1	1	*2	2	2	2	*3	4	5	6	*6	7	7	7	*8	9	10	11
2	BOOTWANSIRINA Chilchitpanyak (THA)	*0	0	0	1	*1	1	1	2	*2	3	4	4	*4	5	5	5	*6	7	8	8
	LIU Jing (CHN)	0	1	*2	2	3	4	*5	5	6	6	*6	7	8	8	*9	10	10	10	*10	11
3	BOOTWANSIRINA Chilchitpanyak (THA)	0	0	*0	1	1	1	*1	2	3	3	*3	4	5	5	*6	6	6	7	7	
	LIU Jing (CHN)	*0	1	2	2	*3	4	5	5	*5	6	7	7	*7	8	8	9	*10	10	11	

### Note:

The "Greatest deficit overcome" only applies when the player ends up winning the game.

### Legend:

\* Server

No. Number



## Match Results 試合結果

PUSHPASHEVA Nadezhda (RPC) 2-3 SEO Su Yeon (KOR)

Game Summary		Match	Game 1	Game 2	Game 3	Game 4	Game 5
PUSHPASHEVA Nadezhda	RPC	2	11	11	6	2	6
SEO Su Yeon	KOR	3	9	8	11	11	11
Duration:		38min	6min	8min	6min	4min	6min

Match No.: 7 Table: 8

Umpires: HIGASHIJIMA Masae (JPN) IBA Yoko (JPN)

Player Statistics	PUSHPASHEVA Nadezhda (RPC)						SEO Su Yeon (KOR)					
	Game					Match	Game					Match
	1	2	3	4	5		1	2	3	4	5	
Points won	11	11	6	2	6	36	9	8	11	11	11	50
Biggest lead	2	6	-	-	-	6	1	-	5	9	6	9
Points won on own serve	7	5	3	2	5	22	6	3	6	6	8	29
Points lost on own serve	3	5	5	5	3	21	4	6	3	0	1	14
Most consecutive points won	3	5	3	1	2	5	3	3	4	8	3	8
Greatest deficit overcome	1	-	-	-	-	1	-	-	-	-	-	-
Handedness/Grip	/						/					

Game/Match Statistics	Game					Match
	1	2	3	4	5	
Longest rally (strokes)	10	9	7	11	7	11
Average rally	5	4	4	3	3	4

### Game Progress

1	PUSHPASHEVA Nadezhda (RPC)	0	0	*1	2	3	3	*4	4	5	5	*6	6	6	6	*7	8	9	9	*9	10	11
	SEO Su Yeon (KOR)	*0	1	1	1	*1	2	2	3	*3	4	4	5	*6	7	7	7	*7	8	9	9	9
2	PUSHPASHEVA Nadezhda (RPC)	*0	1	2	3	*4	5	5	5	*5	6	7	8	*9	9	9	9	*10	10	10	10	11
	SEO Su Yeon (KOR)	0	0	*0	0	0	0	*1	2	3	3	*3	3	3	4	*5	6	6	7	*8	8	8
3	PUSHPASHEVA Nadezhda (RPC)	0	0	*1	1	1	1	*1	2	2	3	*3	4	5	6	*6	6	6	6	6	6	6
	SEO Su Yeon (KOR)	*0	1	1	2	*3	4	5	5	*6	6	7	7	*7	7	8	9	*10	11	11	11	11
4	PUSHPASHEVA Nadezhda (RPC)	*0	0	1	1	*1	2	2	2	*2	2	2	2	*2	2	2	2	2	2	2	2	2
	SEO Su Yeon (KOR)	0	1	*1	2	3	3	*4	5	6	7	*8	9	10	11	11	11	11	11	11	11	11
5	PUSHPASHEVA Nadezhda (RPC)	0	0	*0	0	1	1	*1	1	2	2	*3	4	4	4	*4	5	6	6	6	6	6
	SEO Su Yeon (KOR)	*0	1	2	3	*3	4	5	6	*6	7	7	7	*8	9	10	10	*10	11	11	11	11

**Note:**  
The "Greatest deficit overcome" only applies when the player ends up winning the game.

**Legend:**  
\* Server  
No. Number



## Match Results 試合結果

**BUCLAW Dorota (POL) 3-1 da SILVA OLIVEIRA Catia Cristina (BRA)**

Game Summary		Match	Game 1	Game 2	Game 3	Game 4	Game 5
<b>BUCLAW Dorota</b>	<b>POL</b>	<b>3</b>	8	12	11	12	
da SILVA OLIVEIRA Catia Cristina	BRA	1	11	10	9	10	
Duration:		<b>28min</b>	5min	6min	6min	6min	

Match No.: 8 Table: 6

Umpires: RIVERO Ernesto (VEN) KAMIYA Akiko (JPN)

Player Statistics	BUCLAW Dorota (POL)					Match	da SILVA OLIVEIRA Catia Cristina (BRA)					Match	
	Game						Match	Game					
	1	2	3	4	5			1	2	3	4		5
Points won	8	12	11	12		<b>43</b>	11	10	9	10		<b>40</b>	
Biggest lead	2	3	3	3		<b>3</b>	3	1	-	-		<b>3</b>	
Points won on own serve	4	5	7	7		<b>23</b>	6	4	6	6		<b>22</b>	
Points lost on own serve	5	6	3	4		<b>18</b>	4	7	4	5		<b>20</b>	
Most consecutive points won	3	3	2	3		<b>3</b>	5	3	3	2		<b>5</b>	
Greatest deficit overcome	-	1	-	-		<b>1</b>	2	-	-	-		<b>2</b>	
Handedness/Grip	/						/						

Game/Match Statistics	Game					Match
	1	2	3	4	5	
Longest rally (strokes)	10	8	11	9		<b>11</b>
Average rally	4	4	4	3		<b>4</b>

### Game Progress

1	<b>BUCLAW Dorota (POL)</b>	0	0	*1	2	3	3	*4	4	4	4	*4	4	5	5	*6	6	7	7	*8	<b>8</b>			
	da SILVA OLIVEIRA Catia Cristina (BRA)	*0	1	1	1	*1	2	2	3	*4	5	6	7	*7	8	8	9	*9	10	10	<b>11</b>			
2	<b>BUCLAW Dorota (POL)</b>	*0	1	1	2	*3	3	4	4	*5	5	6	7	*7	8	8	8	*9	9	9	*10	<b>11</b>	<b>12</b>	
	da SILVA OLIVEIRA Catia Cristina (BRA)	0	0	*1	1	1	2	*2	3	3	4	*4	4	5	5	*6	7	7	8	*9	10	10	*10	<b>10</b>
3	<b>BUCLAW Dorota (POL)</b>	0	1	*1	2	3	3	*4	4	5	5	*6	7	7	7	*7	8	9	9	*10	10	<b>11</b>		
	da SILVA OLIVEIRA Catia Cristina (BRA)	*0	0	1	1	*1	2	2	3	*3	4	4	4	*5	6	7	7	*7	8	8	9	<b>9</b>		
4	<b>BUCLAW Dorota (POL)</b>	*0	1	2	3	*3	4	4	5	*5	5	6	6	*7	8	8	9	*9	9	10	10	*10	<b>11</b>	<b>12</b>
	da SILVA OLIVEIRA Catia Cristina (BRA)	0	0	*0	0	1	1	*2	2	3	4	*4	5	5	5	*6	6	7	8	*8	9	10	*10	<b>10</b>

**Note:**  
The "Greatest deficit overcome" only applies when the player ends up winning the game.

**Legend:**  
\* Server  
No. Number



## Match Results

試合結果

LAFAYE Isabelle (FRA) 0-3 GARRONE Maria (ARG)

Game Summary		Match	Game 1	Game 2	Game 3	Game 4	Game 5
LAFAYE Isabelle	FRA	0	6	13	4		
GARRONE Maria	ARG	3	11	15	11		
Duration:		23min	5min	9min	5min		

Match No.: 9 Table: 5

Umpires: BYSTRICAN Marian (SVK) VARAYANON Chusakul (THA)

Player Statistics	LAFAYE Isabelle (FRA)					Match	GARRONE Maria (ARG)					Match
	Game						Game					
	1	2	3	4	5		1	2	3	4	5	
Points won	6	13	4			23	11	15	11			37
Biggest lead	-	1	2			2	6	3	7			7
Points won on own serve	4	9	0			13	7	10	4			21
Points lost on own serve	4	5	7			16	2	4	4			10
Most consecutive points won	3	3	2			3	5	3	6			6
Greatest deficit overcome	-	-	-			-	-	1	2			2
Handedness/Grip	/						/					

Game/Match Statistics	Game					Match
	1	2	3	4	5	
Longest rally (strokes)	4	6	6			6
Average rally	2	3	3			3

### Game Progress

1	LAFAYE Isabelle (FRA)	0	0	*1	1	1	1	*1	1	2	2	*2	3	4	5	*5	6	6	6								
	GARRONE Maria (ARG)	*0	1	1	2	*3	4	5	6	*6	7	8	8	*8	8	9	9	*10	11								
2	LAFAYE Isabelle (FRA)	*0	0	1	1	*1	2	2	2	*3	4	5	5	*5	6	7	7	*7	8	9	9	*10	10	*11	11	*12	13
	GARRONE Maria (ARG)	0	1	*1	2	3	3	*4	5	5	5	*5	6	7	7	*7	8	9	9	*9	10	10	*11	11	*12	12	*12
		*13	13	13																							
		13	*14	15																							
3	LAFAYE Isabelle (FRA)	0	1	*2	2	2	3	*3	3	3	4	*4	4	4	4	*4	4	4									
	GARRONE Maria (ARG)	*0	0	0	1	*2	2	3	4	*5	5	6	7	*8	9	10	11										

**Note:**  
The "Greatest deficit overcome" only applies when the player ends up winning the game.

**Legend:**  
\* Server  
No. Number



## Match Results 試合結果

BOOTWANSIRINA Chilchitpanyak (THA) **0-3** PRVULOVIC Ana (SRB)

Game Summary		Match	Game 1	Game 2	Game 3	Game 4	Game 5
BOOTWANSIRINA Chilchitpanyak	THA	0	6	7	5		
PRVULOVIC Ana	SRB	3	11	11	11		
Duration:		20min	5min	6min	6min		

Match No.: 10 Table: 7

Umpires: SHIBATA Keiko (JPN) FUJIMOTO Shigeko (JPN)

Player Statistics	BOOTWANSIRINA Chilchitpanyak (THA)					Match	PRVULOVIC Ana (SRB)					Match
	Game						Game					
	1	2	3	4	5		1	2	3	4	5	
Points won	6	7	5			18	11	11	11			33
Biggest lead	-	-	2			2	6	4	6			6
Points won on own serve	4	4	1			9	7	5	4			16
Points lost on own serve	4	6	7			17	2	3	4			9
Most consecutive points won	2	2	2			2	5	4	5			5
Greatest deficit overcome	-	-	-			-	-	-	2			2
Handedness/Grip	/						/					

Game/Match Statistics	Game					Match
	1	2	3	4	5	
Longest rally (strokes)	6	6	6			6
Average rally	2	3	3			3

### Game Progress

1	BOOTWANSIRINA Chilchitpanyak (THA)	0	0	*0	1	1	2	*2	3	3	4	*4	4	4	4	*4	5	6	6	
	PRVULOVIC Ana (SRB)	*0	1	2	2	*3	3	4	4	*5	5	6	7	*8	9	10	10	*10	11	
2	BOOTWANSIRINA Chilchitpanyak (THA)	*0	0	0	0	*0	1	2	2	*3	3	4	5	*5	6	6	6	*7	7	7
	PRVULOVIC Ana (SRB)	0	1	*2	3	4	4	*4	5	5	6	*6	6	7	7	*8	9	9	10	11
3	BOOTWANSIRINA Chilchitpanyak (THA)	0	1	*2	2	2	2	*3	4	4	4	*4	4	4	5	*5	5	5	5	
	PRVULOVIC Ana (SRB)	*0	0	0	1	*2	3	3	3	*4	5	6	7	*8	8	9	10	11		

### Note:

The "Greatest deficit overcome" only applies when the player ends up winning the game.

### Legend:

\* Server

No. Number



## Match Results 試合結果

**PUSHPASHEVA Nadezhda (RPC) 3-0 ALMYRISL Maryam (KSA)**

Game Summary		Match	Game 1	Game 2	Game 3	Game 4	Game 5
PUSHPASHEVA Nadezhda	RPC	3	11	11	11		
ALMYRISL Maryam	KSA	0	3	3	2		
Duration:		14min	4min	4min	4min		

Match No.: 11 Table: 8

Umpires: IOKI Setsuko (JPN) IGARASHI Kumiko (JPN)

Player Statistics	PUSHPASHEVA Nadezhda (RPC)					Match	ALMYRISL Maryam (KSA)					Match
	Game						Game					
	1	2	3	4	5		1	2	3	4	5	
Points won	11	11	11			33	3	3	2			8
Biggest lead	8	8	9			9	-	-	-			-
Points won on own serve	6	6	5			17	3	1	1			5
Points lost on own serve	0	2	1			3	5	5	6			16
Most consecutive points won	4	5	5			5	1	2	1			2
Greatest deficit overcome	-	-	-			-	-	-	-			-
Handedness/Grip	/						/					

Game/Match Statistics	Game					Match
	1	2	3	4	5	
Longest rally (strokes)	5	5	4			5
Average rally	3	2	2			2

### Game Progress

1	<b>PUSHPASHEVA Nadezhda (RPC)</b>	0	1	*2	3	4	4	*5	6	7	8	*8	9	10	10	11
	ALMYRISL Maryam (KSA)	*0	0	0	0	*0	1	1	1	*1	1	2	2	*2	3	3
2	<b>PUSHPASHEVA Nadezhda (RPC)</b>	*0	1	2	3	*4	5	5	5	*6	6	7	8	*9	10	11
	ALMYRISL Maryam (KSA)	0	0	*0	0	0	0	*1	2	2	3	*3	3	3	3	3
3	<b>PUSHPASHEVA Nadezhda (RPC)</b>	0	1	*2	3	4	4	*5	6	7	8	*9	9	10	11	
	ALMYRISL Maryam (KSA)	*0	0	0	0	*0	1	1	1	*1	1	1	2	*2	2	

**Note:**  
The "Greatest deficit overcome" only applies when the player ends up winning the game.

**Legend:**  
\* Server  
No. Number





## Match Results

試合結果

**BUCLAW Dorota (POL) 3-0 TAPOLA Aino (FIN)**

Game Summary		Match	Game 1	Game 2	Game 3	Game 4	Game 5
BUCLAW Dorota	POL	3	11	11	11		
TAPOLA Aino	FIN	0	4	5	6		
Duration:		15min	4min	5min	5min		

Match No.: 12 Table: 6

Umpires: RIVERO Ernesto (VEN) KAMIYA Akiko (JPN)

Player Statistics	BUCLAW Dorota (POL)					Match	TAPOLA Aino (FIN)					Match
	Game						Game					
	1	2	3	4	5		1	2	3	4	5	
Points won	11	11	11			33	4	5	6			15
Biggest lead	7	6	5			7	-	-	2			2
Points won on own serve	4	5	5			14	1	2	3			6
Points lost on own serve	3	3	3			9	7	6	6			19
Most consecutive points won	5	3	4			5	2	1	2			2
Greatest deficit overcome	-	-	2			2	-	-	-			-
Handedness/Grip	/						/					

Game/Match Statistics	Game					Match
	1	2	3	4	5	
Longest rally (strokes)	6	9	9			9
Average rally	3	4	4			4

### Game Progress

1	BUCLAW Dorota (POL)	0	1	*2	3	4	5	*5	5	6	7	*8	8	8	9	*10	11		
	TAPOLA Aino (FIN)	*0	0	0	0	*0	0	1	2	*2	2	2	3	*4	4	4	4		
2	BUCLAW Dorota (POL)	*0	1	1	2	*3	4	4	5	*6	6	7	8	*8	9	10	10	11	
	TAPOLA Aino (FIN)	0	0	*1	1	1	1	*2	2	2	3	*3	3	4	4	*4	5	5	
3	BUCLAW Dorota (POL)	0	0	*0	1	1	2	*3	4	4	5	*5	6	7	8	*9	9	10	11
	TAPOLA Aino (FIN)	*0	1	2	2	*3	3	3	3	*4	4	5	5	*5	5	5	6	*6	6

### Note:

The "Greatest deficit overcome" only applies when the player ends up winning the game.

### Legend:

\* Server

No. Number



## Match Results 試合結果

ROSSI Giada (ITA) **0-3** da SILVA OLIVEIRA Catia Cristina (BRA)

Game Summary		Match	Game 1	Game 2	Game 3	Game 4	Game 5
ROSSI Giada	ITA	0	8	9	6		
da SILVA OLIVEIRA Catia Cristina	BRA	3	11	11	11		
Duration:		34min	8min	13min	7min		

Match No.: 13 Table: 7

Umpires: PICHARDO Luz (DOM) BOGREN Ingrid (SWE)

Player Statistics	ROSSI Giada (ITA)					Match	da SILVA OLIVEIRA Catia Cristina (BRA)					Match
	Game						Game					
	1	2	3	4	5		1	2	3	4	5	
Points won	8	9	6			23	11	11	11			33
Biggest lead	3	-	-			3	3	3	5			5
Points won on own serve	5	7	5			17	6	8	7			21
Points lost on own serve	5	3	4			12	3	2	1			6
Most consecutive points won	3	2	2			3	5	2	3			5
Greatest deficit overcome	-	-	-			-	3	-	-			3
Handedness/Grip	/						/					

Game/Match Statistics	Game					Match
	1	2	3	4	5	
Longest rally (strokes)	9	8	8			9
Average rally	4	4	4			4

### Game Progress

1	ROSSI Giada (ITA)	*0	1	1	1	*2	2	3	4	*4	5	6	7	*7	7	8	8	*8	8	8	8	
	da SILVA OLIVEIRA Catia Cristina (BRA)	0	0	*1	2	2	3	*3	3	4	4	*4	4	5	6	*6	7	8	9	*10	11	
2	ROSSI Giada (ITA)	0	0	*0	1	1	2	*2	3	4	4	*4	5	6	6	*6	7	7	7	*8	9	9
	da SILVA OLIVEIRA Catia Cristina (BRA)	*0	1	2	2	*3	3	4	4	*4	5	6	6	*6	7	8	8	*9	10	10	10	11
3	ROSSI Giada (ITA)	*0	0	1	1	*1	1	2	2	*2	3	4	4	*4	4	5	5	*6	6			
	da SILVA OLIVEIRA Catia Cristina (BRA)	0	1	*1	2	3	4	*4	5	6	6	*6	7	8	9	*9	10	10	11			

### Note:

The "Greatest deficit overcome" only applies when the player ends up winning the game.

### Legend:

\* Server

No. Number



## Match Results

試合結果

PRVULOVIC Ana (SRB) 0-3 SEO Su Yeon (KOR)

Game Summary		Match	Game 1	Game 2	Game 3	Game 4	Game 5
PRVULOVIC Ana	SRB	0	4	7	6		
SEO Su Yeon	KOR	3	11	11	11		
Duration:		18min	5min	5min	7min		

Match No.: 14 Table: 6

Umpires: IGARASHI Kumiko (JPN) HIGASHIJIMA Masae (JPN)

Player Statistics	PRVULOVIC Ana (SRB)					Match	SEO Su Yeon (KOR)					Match
	Game						Game					
	1	2	3	4	5		1	2	3	4	5	
Points won	4	7	6			17	11	11	11			33
Biggest lead	-	1	1			1	7	4	5			7
Points won on own serve	1	4	4			9	4	7	6			17
Points lost on own serve	7	4	5			16	3	3	2			8
Most consecutive points won	1	2	3			3	3	3	4			4
Greatest deficit overcome	-	-	-			-	-	1	1			1
Handedness/Grip	/						/					

Game/Match Statistics	Game					Match
	1	2	3	4	5	
Longest rally (strokes)	6	6	4			6
Average rally	3	3	2			3

### Game Progress

1   PRVULOVIC Ana (SRB)	*0	0	0	0	*1	1	1	2	*2	2	2	3	*3	3	4	4			
SEO Su Yeon (KOR)	0	1	*2	3	3	4	*5	5	6	7	*8	8	9	10	*10	11			
2   PRVULOVIC Ana (SRB)	0	1	*1	1	2	2	*2	2	3	3	*4	4	4	5	*5	6	7	7	7
SEO Su Yeon (KOR)	*0	0	1	2	*2	3	4	5	*5	6	6	7	*8	8	9	9	*9	10	11
3   PRVULOVIC Ana (SRB)	*0	1	1	1	*1	1	2	2	*3	3	3	3	*4	5	6	6	*6	6	
SEO Su Yeon (KOR)	0	0	*1	2	3	4	*4	5	5	6	*7	8	8	8	*8	9	10	11	

**Note:**  
The "Greatest deficit overcome" only applies when the player ends up winning the game.

**Legend:**  
\* Server No. Number



## Match Results 試合結果

BUCLAW Dorota (POL) 1-3 PUSHPASHEVA Nadezhda (RPC)

Game Summary		Match	Game 1	Game 2	Game 3	Game 4	Game 5
BUCLAW Dorota	POL	1	11	6	10	8	
PUSHPASHEVA Nadezhda	RPC	3	8	11	12	11	
Duration:		28min	5min	5min	7min	6min	

Match No.: 15 Table: 7

Umpires: OH Yong Seng (SGP) KONNO Kazuko (JPN)

Player Statistics	BUCLAW Dorota (POL)					Match	PUSHPASHEVA Nadezhda (RPC)					Match
	Game						Game					
	1	2	3	4	5		1	2	3	4	5	
Points won	11	6	10	8		35	8	11	12	11		42
Biggest lead	7	-	4	1		7	-	5	2	3		5
Points won on own serve	7	4	5	4		20	6	6	6	5		23
Points lost on own serve	2	5	6	6		19	4	2	5	4		15
Most consecutive points won	5	2	3	2		5	4	3	6	4		6
Greatest deficit overcome	-	-	-	-		-	-	-	4	1		4
Handedness/Grip	/						/					

Game/Match Statistics	Game					Match
	1	2	3	4	5	
Longest rally (strokes)	13	6	20	7		20
Average rally	4	2	4	4		3

### Game Progress

1	BUCLAW Dorota (POL)	0	1	*2	3	4	5	*5	6	7	8	*8	9	9	9	*9	9	10	10	*10	11						
	PUSHPASHEVA Nadezhda (RPC)	*0	0	0	0	*0	0	1	1	*1	1	2	2	*3	4	5	6	*6	7	8	8						
2	BUCLAW Dorota (POL)	*0	0	1	1	*1	2	2	2	*2	3	3	3	*4	5	5	6	*6	6								
	PUSHPASHEVA Nadezhda (RPC)	0	1	*1	2	3	3	*4	5	6	6	*7	8	8	8	*9	9	10	11								
3	BUCLAW Dorota (POL)	0	1	*2	2	2	2	*3	3	4	4	*5	6	7	7	*8	9	10	10	*10	10	10	*10	10	10	*10	10
	PUSHPASHEVA Nadezhda (RPC)	*0	0	0	1	*2	3	3	4	*4	5	5	5	*5	6	6	6	*6	7	8	9	*10	11	12			
4	BUCLAW Dorota (POL)	*0	0	1	2	*2	3	3	4	*4	4	4	4	*5	5	6	7	*7	8	8	8						
	PUSHPASHEVA Nadezhda (RPC)	0	1	*1	1	2	2	*3	3	4	5	*6	7	7	8	*8	8	9	9	*10	11						

**Note:**  
The "Greatest deficit overcome" only applies when the player ends up winning the game.

**Legend:**  
\* Server  
No. Number



## Match Results

試合結果

GARRONE Maria (ARG) 0-3 LIU Jing (CHN)

Game Summary		Match	Game 1	Game 2	Game 3	Game 4	Game 5
GARRONE Maria	ARG	0	8	7	1		
LIU Jing	CHN	3	11	11	11		
Duration:		16min	5min	5min	4min		

Match No.: 16 Table: 8

Umpires: VARAYANON Chusakul (THA) FERREIRA Maria (BRA)

Player Statistics	GARRONE Maria (ARG)					Match	LIU Jing (CHN)					Match
	Game						Game					
	1	2	3	4	5		1	2	3	4	5	
Points won	8	7	1			16	11	11	11			33
Biggest lead	1	2	-			2	5	4	10			10
Points won on own serve	5	4	1			10	6	7	6			19
Points lost on own serve	5	4	5			14	3	3	0			6
Most consecutive points won	3	3	1			3	6	4	7			7
Greatest deficit overcome	-	-	-			-	1	2	-			2
Handedness/Grip	/						/					

Game/Match Statistics	Game					Match
	1	2	3	4	5	
Longest rally (strokes)	8	7	8			8
Average rally	2	4	4			3

### Game Progress

1	GARRONE Maria (ARG)	*0	0	1	1	*2	3	3	3	*4	5	5	5	*5	5	5	5	*6	7	8	8
	LIU Jing (CHN)	0	1	*1	2	2	2	*3	4	4	4	*5	6	7	8	*9	10	10	10	*10	11
2	GARRONE Maria (ARG)	0	0	*1	2	2	2	*3	4	5	5	*5	5	6	6	*6	6	6	7	7	
	LIU Jing (CHN)	*0	1	1	1	*2	3	3	3	*3	4	5	6	*6	7	8	9	*10	10	11	
3	GARRONE Maria (ARG)	*0	0	0	0	*0	1	1	1	*1	1	1	1	1							
	LIU Jing (CHN)	0	1	*2	3	4	4	*5	6	7	8	*9	10	11							

### Note:

The "Greatest deficit overcome" only applies when the player ends up winning the game.

### Legend:

\* Server

No. Number



Match Results  
試合結果

da SILVA OLIVEIRA Catia Cristina (BRA) 1-3 SEO Su Yeon (KOR)

Game Summary		Match	Game 1	Game 2	Game 3	Game 4	Game 5
da SILVA OLIVEIRA Catia Cristina	BRA	1	11	8	5	9	
SEO Su Yeon	KOR	3	7	11	11	11	
Duration:		33min	7min	7min	6min	10min	

Match No.: 17 Table: 6

Umpires: PICHARDO Luz (DOM) HIGASHIJIMA Masae (JPN)

Player Statistics	da SILVA OLIVEIRA Catia Cristina (BRA)					Match	SEO Su Yeon (KOR)					Match	
	Game						Match	Game					
	1	2	3	4	5			1	2	3	4		5
Points won	11	8	5	9		33	7	11	11	11		40	
Biggest lead	6	2	2	2		6	-	3	6	2		6	
Points won on own serve	4	3	2	3		12	3	4	5	4		16	
Points lost on own serve	4	7	6	7		24	7	5	3	6		21	
Most consecutive points won	4	2	2	3		4	3	3	7	4		7	
Greatest deficit overcome	-	-	-	-		-	-	2	2	2		2	
Handedness/Grip	/						/						

Game/Match Statistics	Game					Match
	1	2	3	4	5	
Longest rally (strokes)	7	16	8	11		16
Average rally	4	6	4	4		4

Game Progress

1	da SILVA OLIVEIRA Catia Cristina (BRA)	0	1	*1	2	3	4	*4	4	5	6	*7	8	8	9	*10	10	10	10	11		
	SEO Su Yeon (KOR)	*0	0	1	1	*1	1	2	3	*3	3	3	3	*4	4	4	5	*6	7	7		
2	da SILVA OLIVEIRA Catia Cristina (BRA)	*0	1	2	2	*3	3	3	3	*4	5	5	6	*7	7	7	7	*8	8	8	8	
	SEO Su Yeon (KOR)	0	0	*0	1	1	2	*3	4	4	4	*5	5	5	6	*7	8	8	9	*10	11	
3	da SILVA OLIVEIRA Catia Cristina (BRA)	0	1	*1	2	3	3	*4	4	4	4	*4	4	4	4	*5	5	5				
	SEO Su Yeon (KOR)	*0	0	1	1	*1	2	2	3	*4	5	6	7	*8	9	9	10	11				
4	da SILVA OLIVEIRA Catia Cristina (BRA)	*0	0	1	1	*2	2	3	4	*4	4	4	5	*6	7	7	8	*9	9	9	9	9
	SEO Su Yeon (KOR)	0	1	*1	2	2	3	*3	3	4	5	*6	6	6	6	*7	7	7	8	*9	10	11

Note:  
The "Greatest deficit overcome" only applies when the player ends up winning the game.

Legend:  
\* Server No. Number



Match Results  
試合結果

PUSHPASHEVA Nadezhda (RPC) 1-3 LIU Jing (CHN)

Game Summary		Match	Game 1	Game 2	Game 3	Game 4	Game 5
PUSHPASHEVA Nadezhda	RPC	1	8	4	11	5	
LIU Jing	CHN	3	11	11	8	11	
Duration:		21min	5min	4min	4min	4min	

Match No.: 18 Table: 5

Umpires: KAMIYA Akiko (JPN) KONNO Kazuko (JPN)

Player Statistics	PUSHPASHEVA Nadezhda (RPC)					Match	LIU Jing (CHN)					Match
	Game						Game					
	1	2	3	4	5		1	2	3	4	5	
Points won	8	4	11	5		28	11	11	8	11		41
Biggest lead	1	-	4	-		4	3	7	-	6		7
Points won on own serve	3	2	5	2		12	5	5	4	5		19
Points lost on own serve	6	6	4	6		22	5	2	6	3		16
Most consecutive points won	3	1	3	2		3	3	4	2	5		5
Greatest deficit overcome	-	-	-	-		-	1	-	-	-		1
Handedness/Grip	/						/					

Game/Match Statistics	Game					Match
	1	2	3	4	5	
Longest rally (strokes)	14	12	10	14		14
Average rally	4	4	4	5		4

Game Progress

1	PUSHPASHEVA Nadezhda (RPC)	0	0	*1	2	2	3	*3	3	3	4	*4	5	6	7	*7	7	7	8	*8	8
	LIU Jing (CHN)	*0	1	1	1	*2	2	3	4	*5	5	6	6	*6	6	7	8	*9	9	10	11
2	PUSHPASHEVA Nadezhda (RPC)	*0	0	1	1	*1	1	1	2	*2	2	2	3	*3	3	4	4				
	LIU Jing (CHN)	0	1	*1	2	3	4	*5	5	6	7	*8	8	9	10	*10	11				
3	PUSHPASHEVA Nadezhda (RPC)	0	1	*1	2	2	3	*3	4	5	5	*6	6	7	8	*9	9	9	10	*10	11
	LIU Jing (CHN)	*0	0	1	1	*2	2	3	3	*3	4	4	5	*5	5	5	6	*7	7	8	8
4	PUSHPASHEVA Nadezhda (RPC)	*0	0	0	1	*2	2	2	3	*3	3	3	3	*3	4	5	5	5			
	LIU Jing (CHN)	0	1	*2	2	2	3	*4	4	5	6	*7	8	9	9	*9	10	11			

Note:

The "Greatest deficit overcome" only applies when the player ends up winning the game.

Legend:

\* Server No. Number



## Match Results 試合結果

SEO Su Yeon (KOR) 1-3 LIU Jing (CHN)

Game Summary		Match	Game 1	Game 2	Game 3	Game 4	Game 5
SEO Su Yeon	KOR	1	7	8	11	8	
LIU Jing	CHN	3	11	11	4	11	
Duration:		26min	5min	5min	4min	8min	

Match No.: 19 Table: 6

Umpires: IGARASHI Kumiko (JPN) KAMIYA Akiko (JPN)

Player Statistics	SEO Su Yeon (KOR)					Match	LIU Jing (CHN)					Match
	Game						Game					
	1	2	3	4	5		1	2	3	4	5	
Points won	7	8	11	8		34	11	11	4	11		37
Biggest lead	1	-	7	1		7	4	4	1	6		6
Points won on own serve	4	4	6	5		19	7	5	3	6		21
Points lost on own serve	4	6	1	5		16	3	4	5	3		15
Most consecutive points won	1	3	7	4		7	2	3	2	4		4
Greatest deficit overcome	-	-	1	-		1	1	-	-	1		1
Handedness/Grip	/						/					

Game/Match Statistics	Game					Match
	1	2	3	4	5	
Longest rally (strokes)	22	16	20	18		22
Average rally	5	6	7	7		6

### Game Progress

1	SEO Su Yeon (KOR)	0	1	*1	2	2	2	*3	3	4	4	*4	5	5	5	*6	6	7	7	7	
	LIU Jing (CHN)	*0	0	1	1	*2	3	3	4	*4	5	6	6	*7	8	8	9	*9	10	11	
2	SEO Su Yeon (KOR)	*0	0	0	1	*1	1	1	2	*3	3	4	4	*5	6	7	7	*7	7	8	8
	LIU Jing (CHN)	0	1	*2	2	3	4	*5	5	5	6	*6	7	7	7	*7	8	9	10	*10	11
3	SEO Su Yeon (KOR)	0	1	*1	1	2	3	*3	4	5	6	*7	8	9	10	*10	11				
	LIU Jing (CHN)	*0	0	1	2	*2	2	3	3	*3	3	3	3	*3	3	4	4				
4	SEO Su Yeon (KOR)	*0	1	1	1	*1	1	2	2	*2	2	2	3	*4	5	6	6	*7	8	8	8
	LIU Jing (CHN)	0	0	*1	2	3	4	*4	5	6	7	*8	8	8	8	*8	9	9	9	*10	11

### Note:

The "Greatest deficit overcome" only applies when the player ends up winning the game.

### Legend:

\* Server

No. Number





## Player Statistics

プレーヤーの統計

As of SAT 28 AUG 2021

Players	NPC Code	Matches				Games				Match Duration		
		Played	Won	Lost	%Won	Played	Won	Lost	%Won	All	Average	
ALMYRISL Maryam	KSA	2	0	2	0%	6	0	6	0%	25min	13min	
C1	Points Won				Points Lost							
	Total	Own Serve: 6			Most Consecutive: 2		Total	Own Serve: 33			Most Consecutive: 10	
	12	Opp. Serve: 6			GDO: 0		66	Opp. Serve: 33			GLL: 0	
BOOTWANSIRINA C	THA	2	0	2	0%	6	0	6	0%	37min	19min	
C12	Points Won				Points Lost							
	Total	Own Serve: 23			Most Consecutive: 3		Total	Own Serve: 30			Most Consecutive: 5	
	41	Opp. Serve: 18			GDO: 0		66	Opp. Serve: 36			GLL: 3	
BUCLAW Dorota	POL	3	2	1	67%	11	7	4	64%	1h11min	24min	
C1	Points Won				Points Lost							
	Total	Own Serve: 57			Most Consecutive: 5		Total	Own Serve: 46			Most Consecutive: 6	
	111	Opp. Serve: 54			GDO: 2		97	Opp. Serve: 51			GLL: 4	
da SILVA OLIVEIRA	BRA	4	2	2	50%	15	8	7	53%	2h1min	30min	
C12	Points Won				Points Lost							
	Total	Own Serve: 77			Most Consecutive: 7		Total	Own Serve: 64			Most Consecutive: 8	
	146	Opp. Serve: 69			GDO: 3		137	Opp. Serve: 73			GLL: 4	
GARRONE Maria	ARG	3	1	2	33%	10	4	6	40%	1h17min	26min	
C12	Points Won				Points Lost							
	Total	Own Serve: 49			Most Consecutive: 6		Total	Own Serve: 42			Most Consecutive: 7	
	84	Opp. Serve: 35			GDO: 2		96	Opp. Serve: 54			GLL: 2	
LAFAYE Isabelle	FRA	2	0	2	0%	6	0	6	0%	51min	26min	
C12	Points Won				Points Lost							
	Total	Own Serve: 27			Most Consecutive: 3		Total	Own Serve: 34			Most Consecutive: 6	
	48	Opp. Serve: 21			GDO: 0		72	Opp. Serve: 38			GLL: 2	
LIU Jing	CHN	5	5	0	100%	17	15	2	88%	1h33min	19min	
C12	Points Won				Points Lost							
	Total	Own Serve: 99			Most Consecutive: 7		Total	Own Serve: 50			Most Consecutive: 7	
	177	Opp. Serve: 78			GDO: 3		114	Opp. Serve: 64			GLL: 1	



## Player Statistics

プレーヤーの統計

As of SAT 28 AUG 2021

Players	NPC Code	Matches				Games				Match Duration	
		Played	Won	Lost	%Won	Played	Won	Lost	%Won	All	Average
PRVULOVIC Ana	SRB	3	1	2	33%	9	3	6	33%	51min	17min
C12	Points Won				Points Lost						
	Total	Own Serve:	34	Most Consecutive:	5	Total	Own Serve:	38	Most Consecutive:	6	
	63	Opp. Serve:	29	GDO:	2	84	Opp. Serve:	46	GLL:	1	
PUSHPASHEVA Nadezhda	RPC	Matches				Games				Match Duration	
C12	Played	Won	Lost	%Won	Played	Won	Lost	%Won	All	Average	
	4	2	2	50%	16	9	7	56%	1h41min	25min	
	Points Won				Points Lost						
Total	Own Serve:	74	Most Consecutive:	6	Total	Own Serve:	61	Most Consecutive:	8		
139	Opp. Serve:	65	GDO:	4	134	Opp. Serve:	73	GLL:	1		
ROSSI Giada	ITA	Matches				Games				Match Duration	
C12	Played	Won	Lost	%Won	Played	Won	Lost	%Won	All	Average	
	3	2	1	67%	10	6	4	60%	1h40min	33min	
	Points Won				Points Lost						
Total	Own Serve:	56	Most Consecutive:	5	Total	Own Serve:	36	Most Consecutive:	5		
98	Opp. Serve:	42	GDO:	2	89	Opp. Serve:	53	GLL:	3		
SEO Su Yeon	KOR	Matches				Games				Match Duration	
C12	Played	Won	Lost	%Won	Played	Won	Lost	%Won	All	Average	
	5	4	1	80%	19	13	6	68%	2h6min	25min	
	Points Won				Points Lost						
Total	Own Serve:	97	Most Consecutive:	10	Total	Own Serve:	62	Most Consecutive:	5		
190	Opp. Serve:	93	GDO:	2	127	Opp. Serve:	65	GLL:	1		
TAPOLA Aino	FIN	Matches				Games				Match Duration	
C11	Played	Won	Lost	%Won	Played	Won	Lost	%Won	All	Average	
	2	0	2	0%	7	1	6	14%	41min	21min	
	Points Won				Points Lost						
Total	Own Serve:	23	Most Consecutive:	8	Total	Own Serve:	37	Most Consecutive:	7		
46	Opp. Serve:	23	GDO:	4	73	Opp. Serve:	36	GLL:	2		

**Note:**  
The "Greatest deficit overcome" only applies when the player ends up winning the game and "Greatest lead lost" only when losing.

**Legend:**  
**Cl** Class      **GDO** Greatest deficit overcome      **GLL** Greatest lead lost      **Opp.** Opponent's



## Tournament Statistics

トーナメントの統計

As of SAT 28 AUG 2021

Statistics	Preliminaries	Quarterfinals	Semifinals	Finals	Total
<b>Matches</b>					
Total	12	4	2	1	19
Game Margin: 3:0	8 67%	3 75%			11 58%
3:1	3 25%	1 25%	2 100%	1 100%	7 37%
3:2	1 8%				1 5%
Invalid Results Mark					
Duration: Total	4h31min	1h36min	54min	26min	7h27min
Longest	38min	34min	33min	26min	38min
Shortest	11min	16min	21min	26min	11min
Average	23min	24min	27min	26min	24min
<b>Games</b>					
Total	41	13	8	4	66
Point Margin: 11					
10	2 5%	1 8%			3 5%
9	3 7%				3 5%
8	4 10%				4 6%
7	4 10%	1 8%	1 13%	1 25%	7 11%
6	2 5%		2 25%		4 6%
5	5 12%	3 23%			8 12%
4	8 20%	2 15%	1 13%	1 25%	12 18%
3	6 15%	4 31%	3 38%	2 50%	15 23%
2	7 17%	2 15%	1 13%		10 15%
Invalid Results Mark					
Duration: Total	3h47min	1h22min	47min	22min	6h18min
Longest	9min	13min	10min	8min	13min
Shortest	4min	4min	4min	4min	4min
Average	6min	6min	6min	6min	6min
<b>Points</b>					
Total	710	232	142	71	1155
Per game	17.32	17.85	17.75	17.75	17.50
Most consecutive won	10	7	7	7	10
Greatest deficit overcome	4	4	2	1	4
Longest rally	14	20	16	22	22
Average rally	3	3	4	6	4

**Note:**

The "Greatest deficit overcome" only applies when the player ends up winning the game.



**Medallists**  
メダリスト

Medal	Name	NPC
GOLD	LIU Jing	CHN - People's Republic of China
SILVER	SEO Su Yeon	KOR - Republic of Korea
BRONZE	da SILVA OLIVEIRA Catia Cristina	BRA - Brazil
	PUSHPASHEVA Nadezhda	RPC - RPC



## Entry List by Event

種目別エントリーリスト

As of SUN 22 AUG 2021

NPC	Name	Date of Birth	Qualification Pathway	World Ranking
<b>ARG - Argentina</b>	BLANCO Veronica Soledad	18 MAR 1981	QI	16
<b>BRA - Brazil</b>	AMARAL SANTOS Marliane	14 SEP 1991	QI	15
<b>CHN - People's Republic of China</b>	LI Qian	13 FEB 1989	QR	4
	XUE Juan	20 OCT 1989	QR	2
<b>CRO - Croatia</b>	DRETAR KARIC Helena	28 NOV 1979	QI	11
	MUZINIC Andela	1 NOV 1992	QR	5
<b>IND - India</b>	PATEL Sonalben Manubhai	15 SEP 1987	QI	14
<b>ITA - Italy</b>	BRUNELLI Michela	5 JUL 1974	QR	8
<b>KOR - Republic of Korea</b>	LEE Mi Gyu	4 NOV 1988	CQ	6
	YOON Jiyu	28 DEC 2000	QR	3
<b>MEX - Mexico</b>	SIGALA LOPEZ Edith	16 JUN 1976	CQ	13
<b>SVK - Slovakia</b>	KANOVA Alena	29 MAR 1980	QR	7
<b>SWE - Sweden</b>	AHLQUIST Anna Carin	5 JUN 1972	CQ	1
<b>THA - Thailand</b>	ASAYUT Dararat	18 JUN 1984	QR	9
<b>TUR - Turkey</b>	ALTINTAS Nergiz	16 AUG 1990	QT	12
	DUMAN Hatice	12 AUG 1994	QR	10

**Legend:**

<b>CQ</b>	Continental Qualification	<b>QI</b>	Qualified by Invitation	<b>QR</b>	World Ranking
<b>QT</b>	Qualification Tournament				



Draw - Preliminary Round  
トーナメント表 - 予選ラウンド

GROUP A

Match	Day	Time	Table	Name	1	2	3	Pts	Rk
3-1	25 AUG	10:20	6	1 AHLQUIST Anna Carin (SWE)		<b>3:1</b> 7,5,-11,9	<b>3:1</b> 1,-7,4,3	4	1
2-1	25 AUG	18:00	8						
2-3	26 AUG	20:00	8	2 ASAYUT Dararat (THA)	<b>1:3</b> -7,-5,11,-9		<b>3:1</b> -8,5,4,8	3	2
				3 ALTINTAS Nergiz (TUR)	<b>1:3</b> -1,7,-4,-3	<b>1:3</b> 8,-5,-4,-8		2	3

GROUP B

Match	Day	Time	Table	Name	1	2	3	Pts	Rk
3-1	25 AUG	10:20	5	1 XUE Juan (CHN)		<b>3:0</b> 11,5,4	<b>3:1</b> 5,11,-10,10	4	1
2-1	25 AUG	18:00	7						
2-3	26 AUG	21:20	6	2 DUMAN Hatice (TUR)	<b>0:3</b> -11,-5,-4		<b>1:3</b> -9,-10,6,-6	2	3
				3 DRETAR KARIC Helena (CRO)	<b>1:3</b> -5,-11,10,-10	<b>3:1</b> 9,10,-6,6		3	2

GROUP C

Match	Day	Time	Table	Name	1	2	3	Pts	Rk
3-1	25 AUG	9:40	8	1 YOON Jiyu (KOR)		<b>3:0</b> 5,3,7	<b>3:0</b> 2,6,1	4	1
2-1	25 AUG	18:00	6						
2-3	26 AUG	20:40	8	2 KANOVA Alena (SVK)	<b>0:3</b> -5,-3,-7		<b>3:0</b> 12,5,7	3	2
				3 AMARAL SANTOS Marliane (BRA)	<b>0:3</b> -2,-6,-1	<b>0:3</b> -12,-5,-7		2	3

GROUP D

Match	Day	Time	Table	Name	1	2	3	Pts	Rk
3-1	25 AUG	11:00	5	1 LI Qian (CHN)		<b>0:3</b> -12,-13,-10	<b>3:2</b> -9,3,-15,7,4	3	2
2-1	25 AUG	18:40	7						
2-3	26 AUG	20:40	5	2 LEE Mi Gyu (KOR)	<b>3:0</b> 12,13,10		<b>3:1</b> -10,5,3,9	4	1
				3 PATEL Sonalben Manubhai (IND)	<b>2:3</b> 9,-3,15,-7,-4	<b>1:3</b> 10,-5,-3,-9		2	3



Draw - Preliminary Round  
トーナメント表 - 予選ラウンド

GROUP E

Match	Day	Time	Table	Name	1	2	3	4	Pts	Rk
3-1	25 AUG	10:20	7	1 MUZINIC Andela (CRO)		<b>3:1</b> 13,9,-11,3	<b>3:0</b> 1,7,2	<b>3:0</b> 6,2,2	6	1
2-4	25 AUG	10:20	8							
4-3	25 AUG	18:40	5	2 BRUNELLI Michela (ITA)	<b>1:3</b> -13,-9,11,-3		<b>3:0</b> 9,3,6	<b>3:0</b> 6,6,5	5	2
2-1	25 AUG	18:40	6							
1-4	26 AUG	20:40	7	3 SIGALA LOPEZ Edith (MEX)	<b>0:3</b> -1,-7,-2	<b>0:3</b> -9,-3,-6		<b>3:1</b> 5,-9,6,9	4	3
2-3	26 AUG	20:40	6							
				4 BLANCO Veronica Soledad (ARG)	<b>0:3</b> -6,-2,-2	<b>0:3</b> -6,-6,-5	<b>1:3</b> -5,9,-6,-9		3	4

Qualification rule:

First and Second from each group will qualify for the Round of 16.

Legend:

Pts Points Rk Rank



Draw - Final Rounds  
トーナメント表 - 最終ラウンド

QUALIFIED FROM GROUPS				
Group	Rk	Name	NPC	Match Points
A	1	AHLQUIST Anna Carin	SWE	4
B	1	XUE Juan	CHN	4
C	1	YOON Jiyu	KOR	4
D	1	LEE Mi Gyu	KOR	4
E	1	MUZINIC Andela	CRO	6
A	2	ASAYUT Dararat	THA	3
B	2	DRETAR KARIC Helena	CRO	3
C	2	KANOVA Alena	SVK	3
D	2	LI Qian	CHN	3
E	2	BRUNELLI Michela	ITA	5

Round of 16	NPC Code	Quarterfinals	NPC Code	Semifinals	NPC Code	Finals	NPC Code
AHLQUIST Anna Carin	SWE	AHLQUIST Anna Carin	SWE	KANOVA Alena	SVK	KANOVA Alena	SVK
BYE				3-0 (11:4, 11:9, 11:9)		3-1 (11:7, 12:10, 2:11, 11:9)	
KANOVA Alena	SVK	KANOVA Alena	SVK	LEE Mi Gyu	KOR	XUE Juan	CHN
DRETAR KARIC H	CRO	3-1 (9:11, 11:4, 11:4, 11:6)		3-0 (12:10, 11:6, 11:7)		3-0 (11:2, 11:6, 11:9)	
BRUNELLI Michela	ITA	BRUNELLI Michela	ITA	YOON Jiyu	KOR		
BYE				3-1 (9:11, 11:4, 13:11, 11:8)			
BYE		LEE Mi Gyu	KOR	MUZINIC Andela	CRO	XUE Juan	CHN
LEE Mi Gyu	KOR					3-2 (14:12, 9:11, 11:9, 6:11, 11:8)	
YOON Jiyu	KOR	YOON Jiyu	KOR	ASAYUT Dararat	THA		
BYE				3-1 (5:11, 12:10, 11:8, 11:2)			
BYE		MUZINIC Andela	CRO	XUE Juan	CHN		
MUZINIC Andela	CRO			3-1 (11:5, 11:2, 5:11, 11:5)			
ASAYUT Dararat	THA	ASAYUT Dararat	THA				
LI Qian	CHN						
BYE		XUE Juan	CHN				
XUE Juan	CHN						

**GOLD**  
**SILVER**  
**BRONZE**

Legend:  
Rk Rank





## Match Results 試合結果

ALTINTAS Nergiz (TUR) 1-3 AHLQUIST Anna Carin (SWE)

Game Summary		Match	Game 1	Game 2	Game 3	Game 4	Game 5
ALTINTAS Nergiz	TUR	1	1	11	4	3	
AHLQUIST Anna Carin	SWE	3	11	7	11	11	
Duration:		24min	4min	6min	6min	6min	

Match No.: 2 Table: 6

Umpires: FUJIMOTO Shigeko (JPN) RASINEN Asko (FIN)

Player Statistics	ALTINTAS Nergiz (TUR)					Match	AHLQUIST Anna Carin (SWE)					Match
	Game						Game					
	1	2	3	4	5		1	2	3	4	5	
Points won	1	11	4	3		19	11	7	11	11		40
Biggest lead	-	4	-	-		4	10	3	7	9		10
Points won on own serve	1	6	2	2		11	6	5	5	7		23
Points lost on own serve	5	2	6	4		17	0	5	2	1		8
Most consecutive points won	1	5	1	2		5	8	3	3	7		8
Greatest deficit overcome	-	3	-	-		3	-	-	-	-		-
Handedness/Grip	/						/					

Game/Match Statistics	Game					Match
	1	2	3	4	5	
Longest rally (strokes)	8	8	9	8		9
Average rally	4	3	5	4		4

### Game Progress

1	ALTINTAS Nergiz (TUR)	*0	0	0	0	*0	0	0	0	*0	1	1	1	1	AHLQUIST Anna Carin (SWE)	0	1	*2	3	4	5	*6	7	8	8	*9	10	11												
2	ALTINTAS Nergiz (TUR)	0	0	*0	0	1	1	*2	3	4	5	*5	6	6	6	*7	8	9	10	11	AHLQUIST Anna Carin (SWE)	*0	1	2	3	*3	4	4	4	*4	4	5	5	*6	7	7	7	*7	7	7
3	ALTINTAS Nergiz (TUR)	*0	0	1	1	*1	1	2	2	*3	3	3	3	*4	4	4	4	4	AHLQUIST Anna Carin (SWE)	0	1	*1	2	3	4	*4	5	5	6	*7	8	8	9	*10	11					
4	ALTINTAS Nergiz (TUR)	0	0	*0	0	0	0	*0	0	1	1	*1	1	2	3	3	AHLQUIST Anna Carin (SWE)	*0	1	2	3	*4	5	6	7	*7	8	9	10	*10	10	11								

**Note:**  
The "Greatest deficit overcome" only applies when the player ends up winning the game.

**Legend:**  
\* Server  
No. Number



## Match Results 試合結果

DRETAR KARIC Helena (CRO) 1-3 XUE Juan (CHN)

Game Summary		Match	Game 1	Game 2	Game 3	Game 4	Game 5
DRETAR KARIC Helena	CRO	1	5	11	12	10	
XUE Juan	CHN	3	11	13	10	12	
Duration:		30min	5min	7min	8min	8min	

Match No.: 3 Table: 5

Umpires: DAIRA Hiroe (JPN) GULLBERG Jens (DEN)

Player Statistics	DRETAR KARIC Helena (CRO)					Match	XUE Juan (CHN)					Match
	Game						Game					
	1	2	3	4	5		1	2	3	4	5	
Points won	5	11	12	10		38	11	13	10	12		46
Biggest lead	1	1	2	1		2	6	4	3	4		6
Points won on own serve	3	4	5	5		17	6	5	4	6		21
Points lost on own serve	5	8	6	6		25	2	7	7	5		21
Most consecutive points won	1	3	4	5		5	5	3	3	4		5
Greatest deficit overcome	-	-	3	-		3	1	1	-	1		1
Handedness/Grip	/						/					

Game/Match Statistics	Game					Match
	1	2	3	4	5	
Longest rally (strokes)	8	9	10	10		10
Average rally	4	3	4	4		4

### Game Progress

1	DRETAR KARIC Helena (CRO)	0	1	*1	1	2	2	*2	3	3	4	*4	5	5	5	*5	5	5	XUE Juan (CHN)	*0	0	1	2	*2	3	4	4	*5	5	6	6	*7	8	9	10	11																
2	DRETAR KARIC Helena (CRO)	*0	0	0	0	*1	1	1	2	*3	4	4	4	*5	5	6	7	*7	8	8	9	*10	11	*11	11	11	XUE Juan (CHN)	0	1	*2	3	3	4	*5	5	5	5	*6	7	7	8	*8	8	9	9	*10	10	10	*10	11	*12	13
3	DRETAR KARIC Helena (CRO)	0	1	*2	2	2	3	*3	3	3	4	*4	4	5	6	*7	7	8	8	*8	9	10	*11	12	XUE Juan (CHN)	*0	0	0	1	*2	2	3	4	*5	5	6	7	*7	7	7	8	*8	9	10	10	*10	10	10				
4	DRETAR KARIC Helena (CRO)	*0	0	0	1	*1	2	3	3	*3	3	3	4	*4	5	6	7	*8	9	9	9	*10	10	10	XUE Juan (CHN)	0	1	*2	2	3	3	*3	4	5	6	*7	7	8	8	*8	8	8	8	*9	10	10	*11	12				

**Note:**  
The "Greatest deficit overcome" only applies when the player ends up winning the game.

**Legend:**  
\* Server  
No. Number



## Match Results 試合結果

AMARAL SANTOS Marliane (BRA) 0-3 YOON Jiyu (KOR)

Game Summary		Match	Game 1	Game 2	Game 3	Game 4	Game 5
AMARAL SANTOS Marliane	BRA	0	2	6	1		
YOON Jiyu	KOR	3	11	11	11		
Duration:		14min	4min	4min	3min		

Match No.: 1 Table: 8

Umpires: KAMIYA Akiko (JPN) TANAKA Rieko (JPN)

Player Statistics	AMARAL SANTOS Marliane (BRA)					Match	YOON Jiyu (KOR)					Match
	Game						Game					
	1	2	3	4	5		1	2	3	4	5	
Points won	2	6	1			9	11	11	11			33
Biggest lead	-	2	-			2	9	5	10			10
Points won on own serve	0	4	0			4	4	6	5			15
Points lost on own serve	7	4	5			16	2	2	1			5
Most consecutive points won	1	3	1			3	6	6	8			8
Greatest deficit overcome	-	-	-			-	-	2	-			2
Handedness/Grip	/						/					

Game/Match Statistics	Game					Match
	1	2	3	4	5	
Longest rally (strokes)	11	6	10			11
Average rally	3	3	4			4

### Game Progress

1	AMARAL SANTOS Marliane (BRA)	*0	0	0	0	*0	0	0	1	*1	1	1	1	*2	2	YOON Jiyu (KOR)	0	1	*2	3	4	5	*6	6	7	8	*9	10	10	11								
2	AMARAL SANTOS Marliane (BRA)	0	0	*1	2	3	3	*4	4	5	5	*5	6	6	6	*6	6	6	6	YOON Jiyu (KOR)	0	*1	1	1	*1	2	2	3	*3	4	5	5	*6	7	8	9	*10	11
3	AMARAL SANTOS Marliane (BRA)	0	*0	0	0	*1	1	1	1	*1	1	1	1	1	1	YOON Jiyu (KOR)	0	1	*2	3	3	4	*5	6	7	8	*9	10	11									

### Note:

The "Greatest deficit overcome" only applies when the player ends up winning the game.

### Legend:

\* Server

No. Number



## Match Results 試合結果

PATEL Sonalben Manubhai (IND) 2-3 LI Qian (CHN)

Game Summary		Match	Game 1	Game 2	Game 3	Game 4	Game 5
PATEL Sonalben Manubhai	IND	2	11	3	17	7	4
LI Qian	CHN	3	9	11	15	11	11
Duration:		36min	6min	5min	10min	6min	6min

Match No.: 6 Table: 5

Umpires: FUKUDA Tomoko (JPN) FOUCARD Frederic (FRA)

Player Statistics	PATEL Sonalben Manubhai (IND)						LI Qian (CHN)					
	Game					Match	Game					Match
	1	2	3	4	5		1	2	3	4	5	
Points won	11	3	17	7	4	42	9	11	15	11	11	57
Biggest lead	3	-	2	2	1	3	1	8	4	4	7	8
Points won on own serve	6	0	11	3	4	24	5	5	10	6	7	33
Points lost on own serve	4	6	5	5	4	24	5	3	6	4	0	18
Most consecutive points won	3	2	5	2	1	5	2	5	4	4	3	5
Greatest deficit overcome	1	-	4	-	-	4	-	-	-	2	1	2
Handedness/Grip	/						/					

Game/Match Statistics	Game					Match
	1	2	3	4	5	
Longest rally (strokes)	10	10	13	11	9	13
Average rally	4	4	4	5	5	4

### Game Progress

1	PATEL Sonalben Manubhai (IND)	*0	1	1	1	*2	3	3	3	*4	4	5	5	*6	7	8	8	*9	10	10	10	11					
	LI Qian (CHN)	0	0	*1	2	2	2	*3	4	4	5	*5	6	6	6	*6	7	7	7	*8	9	9					
2	PATEL Sonalben Manubhai (IND)	0	0	*0	0	0	0	*1	1	1	2	*3	3	3	3	3											
	LI Qian (CHN)	*0	1	2	3	*4	5	5	6	*7	7	7	8	*9	10	11											
3	PATEL Sonalben Manubhai (IND)	*0	0	1	1	*1	1	1	2	*3	4	5	6	*6	6	7	7	*8	8	9	10	*10	11	*11	12	*12	13
	LI Qian (CHN)	0	1	*1	2	3	4	*5	5	5	5	*5	5	6	7	*7	8	8	9	*9	9	10	*10	11	*11	12	*12
		*13	14	*14	15	*15	16	17																			
		13	*13	14	*14	15	*15	15																			
4	PATEL Sonalben Manubhai (IND)	0	1	*2	2	2	3	*3	4	4	4	*4	4	5	5	*6	6	7	7	7							
	LI Qian (CHN)	*0	0	0	1	*2	2	3	3	*4	5	6	7	*7	8	8	9	*9	10	11							
5	PATEL Sonalben Manubhai (IND)	*0	1	1	1	*1	2	2	2	*2	3	3	3	*3	4	4	4										
	LI Qian (CHN)	0	0	*1	2	3	3	*4	5	6	6	*7	8	9	9	*10	11										

**Note:**  
The "Greatest deficit overcome" only applies when the player ends up winning the game.

**Legend:**  
\* Server  
No. Number



## Match Results 試合結果

SIGALA LOPEZ Edith (MEX) **0-3** MUZINIC Andela (CRO)

Game Summary		Match	Game 1	Game 2	Game 3	Game 4	Game 5
SIGALA LOPEZ Edith	MEX	0	1	7	2		
MUZINIC Andela	CRO	3	11	11	11		
Duration:		18min	4min	6min	5min		

Match No.: 4 Table: 7

Umpires: IBA Yoko (JPN) BENCSIK Imre (HUN)

Player Statistics	SIGALA LOPEZ Edith (MEX)					Match	MUZINIC Andela (CRO)					Match
	Game						Game					
	1	2	3	4	5		1	2	3	4	5	
Points won	1	7	2			10	11	11	11			33
Biggest lead	-	2	-			2	10	4	9			10
Points won on own serve	0	4	2			6	5	7	6			18
Points lost on own serve	6	4	5			15	1	3	0			4
Most consecutive points won	1	3	2			3	6	6	7			7
Greatest deficit overcome	-	-	-			-	-	2	-			2
Handedness/Grip						/						/

Game/Match Statistics	Game					Match
	1	2	3	4	5	
Longest rally (strokes)	5	12	6			12
Average rally	3	4	4			4

### Game Progress

1	SIGALA LOPEZ Edith (MEX)	*0	0	0	0	*0	0	0	1	*1	1	1	1	1	MUZINIC Andela (CRO)	0	1	*2	3	4	5	*6	6	7	8	*9	10	11												
2	SIGALA LOPEZ Edith (MEX)	0	1	*2	2	2	2	*3	4	5	5	*5	5	5	5	*5	6	7	7	7	MUZINIC Andela (CRO)	*0	0	0	1	*2	3	3	3	*3	4	5	6	*7	8	9	9	*9	10	11
3	SIGALA LOPEZ Edith (MEX)	*0	0	0	0	*0	1	2	2	*2	2	2	2	*2	2	MUZINIC Andela (CRO)	0	1	*2	3	4	4	*4	5	6	7	*8	9	10	11										

### Note:

The "Greatest deficit overcome" only applies when the player ends up winning the game.

### Legend:

\* Server

No. Number



## Match Results 試合結果

ASAYUT Dararat (THA) 1-3 AHLQUIST Anna Carin (SWE)

Game Summary		Match	Game 1	Game 2	Game 3	Game 4	Game 5
ASAYUT Dararat	THA	1	7	5	13	9	
AHLQUIST Anna Carin	SWE	3	11	11	11	11	
Duration:		31min	6min	6min	9min	8min	

Match No.: 7 Table: 8

Umpires: TANAKA Rieko (JPN) KAMIYA Akiko (JPN)

Player Statistics	ASAYUT Dararat (THA)					Match	AHLQUIST Anna Carin (SWE)					Match
	Game						Game					
	1	2	3	4	5		1	2	3	4	5	
Points won	7	5	13	9		34	11	11	11	11		44
Biggest lead	1	-	5	3		5	4	6	-	2		6
Points won on own serve	4	3	8	3		18	5	6	7	4		22
Points lost on own serve	6	5	4	7		22	3	2	5	6		16
Most consecutive points won	3	2	3	3		3	3	3	3	3		3
Greatest deficit overcome	-	-	-	-		-	1	-	-	3		3
Handedness/Grip	/						/					

Game/Match Statistics	Game					Match
	1	2	3	4	5	
Longest rally (strokes)	8	13	10	9		13
Average rally	4	5	5	4		4

### Game Progress

1	ASAYUT Dararat (THA)	*0	0	0	1	*2	3	3	3	*3	4	4	4	*4	5	6	7	*7	7	7						
	AHLQUIST Anna Carin (SWE)	0	1	*2	2	2	2	*3	4	5	5	*6	7	8	8	*8	8	9	10	11						
2	ASAYUT Dararat (THA)	0	0	*0	1	2	2	*2	2	3	3	*4	4	4	5	*5	5	5								
	AHLQUIST Anna Carin (SWE)	*0	1	2	2	*2	3	4	5	*5	6	6	7	*8	8	9	10	11								
3	ASAYUT Dararat (THA)	*0	1	2	3	*3	4	5	6	*6	6	6	7	*7	7	8	8	*8	9	9	10	*10	11	*11	12	13
	AHLQUIST Anna Carin (SWE)	0	0	*0	0	1	1	*1	1	2	3	*4	4	5	6	*6	7	8	8	*9	9	10	*10	11	*11	11
4	ASAYUT Dararat (THA)	0	1	*2	3	3	4	*4	4	4	5	*6	6	7	7	*7	8	8	8	*9	9	9				
	AHLQUIST Anna Carin (SWE)	*0	0	0	0	*1	1	2	3	*4	4	4	5	*5	6	7	7	*8	9	9	10	11				

**Note:**  
The "Greatest deficit overcome" only applies when the player ends up winning the game.

**Legend:**  
\* Server  
No. Number



## Match Results 試合結果

DUMAN Hatice (TUR) 0-3 XUE Juan (CHN)

Game Summary		Match	Game 1	Game 2	Game 3	Game 4	Game 5
DUMAN Hatice	TUR	0	11	5	4		
XUE Juan	CHN	3	13	11	11		
Duration:		16min	6min	5min	4min		

Match No.: 8 Table: 7

Umpires: IGARASHI Kumiko (JPN) GRIAZNOVA Liudmila (RUS)

Player Statistics	DUMAN Hatice (TUR)					Match	XUE Juan (CHN)					Match
	Game						Game					
	1	2	3	4	5		1	2	3	4	5	
Points won	11	5	4			20	13	11	11			35
Biggest lead	-	-	-			-	5	6	7			7
Points won on own serve	7	4	3			14	8	7	7			22
Points lost on own serve	5	4	4			13	4	1	1			6
Most consecutive points won	3	3	2			3	3	4	4			4
Greatest deficit overcome	-	-	-			-	-	-	-			-
Handedness/Grip						/						/

Game/Match Statistics	Game					Match
	1	2	3	4	5	
Longest rally (strokes)	9	7	7			9
Average rally	4	3	4			4

### Game Progress

1	DUMAN Hatice (TUR)	0	0	*0	1	1	2	*2	2	3	3	*3	3	4	5	*6	6	7	7	*8	9	10	*10	11	*11	11
	XUE Juan (CHN)	*0	1	2	2	*3	3	4	5	*5	6	7	8	*8	8	8	9	*9	10	10	10	*10	11	*11	12	13
2	DUMAN Hatice (TUR)	*0	0	0	0	*0	1	2	3	*3	3	4	4	*4	5	5	5	5	5							
	XUE Juan (CHN)	0	1	*2	3	4	4	*4	4	5	6	*6	7	8	8	*9	10	11								
3	DUMAN Hatice (TUR)	0	0	*0	1	2	2	*2	2	2	3	*3	4	4	4	*4	4									
	XUE Juan (CHN)	*0	1	2	2	*2	3	4	5	*6	6	7	7	*8	9	10	11									

**Note:**  
The "Greatest deficit overcome" only applies when the player ends up winning the game.

**Legend:**  
\* Server  
No. Number



## Match Results

試合結果

KANOVA Alena (SVK) 0-3 YOON Jiyu (KOR)

Game Summary		Match	Game 1	Game 2	Game 3	Game 4	Game 5
KANOVA Alena	SVK	0	5	3	7		
YOON Jiyu	KOR	3	11	11	11		
Duration:		22min	5min	7min	7min		

Match No.: 9 Table: 6

Umpires: HIGASHIJIMA Masae (JPN) SELIG Gert (GER)

Player Statistics	KANOVA Alena (SVK)					Match	YOON Jiyu (KOR)					Match
	Game						Game					
	1	2	3	4	5		1	2	3	4	5	
Points won	5	3	7			15	11	11	11			33
Biggest lead	-	-	1			1	6	8	4			8
Points won on own serve	3	2	5			10	6	7	6			19
Points lost on own serve	5	4	5			14	2	1	2			5
Most consecutive points won	2	2	2			2	5	6	3			6
Greatest deficit overcome	-	-	-			-	-	-	1			1
Handedness/Grip	/						/					

Game/Match Statistics	Game					Match
	1	2	3	4	5	
Longest rally (strokes)	6	6	7			7
Average rally	3	4	3			4

### Game Progress

1	KANOVA Alena (SVK)	*0	0	1	1	*2	2	2	2	*2	2	3	4	*4	5	5	5	5		
	YOON Jiyu (KOR)	0	1	*1	2	2	3	*4	5	6	7	*7	7	8	8	*9	10	11		
2	KANOVA Alena (SVK)	0	0	*0	0	0	0	*0	1	2	2	*3	3	3	3	3	3			
	YOON Jiyu (KOR)	*0	1	2	3	*4	5	6	6	*6	7	7	8	*9	10	11				
3	KANOVA Alena (SVK)	*0	0	1	2	*2	2	3	3	*4	4	5	5	*5	5	6	6	*6	7	7
	YOON Jiyu (KOR)	0	1	*1	1	2	3	*3	4	4	5	*5	6	7	8	*8	9	10	10	11

**Note:**  
The "Greatest deficit overcome" only applies when the player ends up winning the game.

**Legend:**  
\* Server  
No. Number





## Match Results

試合結果

LEE Mi Gyu (KOR) 3-0 LI Qian (CHN)

Game Summary		Match	Game 1	Game 2	Game 3	Game 4	Game 5
LEE Mi Gyu	KOR	3	14	15	12		
LI Qian	CHN	0	12	13	10		
Duration:		28min	8min	10min	8min		

Match No.: 10 Table: 7

Umpires: SAMAL Jiban Ballav (IND) BOGREN Ingrid (SWE)

Player Statistics	LEE Mi Gyu (KOR)					Match	LI Qian (CHN)					Match
	Game						Game					
	1	2	3	4	5		1	2	3	4	5	
Points won	14	15	12			41	12	13	10			35
Biggest lead	2	3	2			3	3	2	2			3
Points won on own serve	3	6	7			16	2	5	6			13
Points lost on own serve	10	8	4			22	11	9	5			25
Most consecutive points won	3	3	4			4	4	3	3			4
Greatest deficit overcome	3	2	2			3	-	-	-			-
Handedness/Grip						/						/

Game/Match Statistics	Game					Match
	1	2	3	4	5	
Longest rally (strokes)	6	10	7			10
Average rally	4	3	4			4

### Game Progress

1	LEE Mi Gyu (KOR)	*0	0	*0	1	2	2	*2	3	4	4	*5	6	6	6	*6	6	7	8	*8	9	10	*10	11	*11	12	*13
	LI Qian (CHN)	0	*1	2	2	*2	3	4	4	*4	5	5	5	*6	7	8	9	*9	9	10	10	*10	11	*11	12	*12	12
		14																									
		12																									
2	LEE Mi Gyu (KOR)	*0	1	1	1	*1	2	3	4	*4	5	6	7	*7	7	7	8	*8	9	9	10	*10	10	*11	12	*12	12
	LI Qian (CHN)	0	0	*1	2	3	3	*3	3	4	4	*4	4	5	6	*7	7	8	8	*9	9	10	*11	11	*11	12	*13
		*13	14	15																							
		13	*13	13																							
3	LEE Mi Gyu (KOR)	0	0	*1	2	2	3	*3	4	4	8	8	*8	9	10	*11	12										
	LI Qian (CHN)	*0	1	1	1	*2	2	3	3	*4	8	9	10	10	*10	10	10										

**Note:**  
The "Greatest deficit overcome" only applies when the player ends up winning the game.

**Legend:**  
\* Server  
No. Number



## Match Results

試合結果

**BRUNELLI Michela (ITA) 3-0 BLANCO Veronica Soledad (ARG)**

Game Summary		Match	Game 1	Game 2	Game 3	Game 4	Game 5
BRUNELLI Michela	ITA	3	11	11	11		
BLANCO Veronica Soledad	ARG	0	6	6	5		
Duration:		19min	8min	4min	6min		

Match No.: 5 Table: 8

Umpires: SHIBATA Keiko (JPN) IOKI Setsuko (JPN)

Player Statistics	BRUNELLI Michela (ITA)					Match	BLANCO Veronica Soledad (ARG)					Match	
	Game						Match	Game					
	1	2	3	4	5			1	2	3	4		5
Points won	11	11	11			33	6	6	5			17	
Biggest lead	5	5	7			7	1	-	1			1	
Points won on own serve	4	7	5			16	2	4	2			8	
Points lost on own serve	4	2	3			9	7	4	6			17	
Most consecutive points won	6	4	5			6	4	2	2			4	
Greatest deficit overcome	1	-	1			1	-	-	-			-	
Handedness/Grip						/						/	

Game/Match Statistics	Game					Match
	1	2	3	4	5	
Longest rally (strokes)	13	6	7			13
Average rally	3	3	3			3

### Game Progress

1	BRUNELLI Michela (ITA)	0	1	*2	2	3	4	*4	4	4	4	*5	6	7	8	*9	10	10	11
	BLANCO Veronica Soledad (ARG)	*0	0	0	1	*1	1	2	3	*4	5	5	5	*5	5	5	5	*6	6
2	BRUNELLI Michela (ITA)	*0	1	2	3	*3	4	4	5	*5	5	6	6	*7	8	9	10	*10	11
	BLANCO Veronica Soledad (ARG)	0	0	*0	0	1	1	*2	2	3	4	*4	5	5	5	*5	5	6	6
3	BRUNELLI Michela (ITA)	0	0	*1	2	3	4	*5	5	6	7	*8	9	9	9	*10	10	11	
	BLANCO Veronica Soledad (ARG)	*0	1	1	1	*1	1	1	2	*2	2	2	2	*3	4	4	5	5	

### Note:

The "Greatest deficit overcome" only applies when the player ends up winning the game.

### Legend:

\* Server

No. Number



## Match Results 試合結果

ASAYUT Dararat (THA) 3-1 ALTINTAS Nergiz (TUR)

Game Summary		Match	Game 1	Game 2	Game 3	Game 4	Game 5
ASAYUT Dararat	THA	3	8	11	11	11	
ALTINTAS Nergiz	TUR	1	11	5	4	8	
Duration:		30min	6min	6min	6min	9min	

Match No.: 13 Table: 8

Umpires: FUJIMOTO Shigeko (JPN) SHIBATA Keiko (JPN)

Player Statistics	ASAYUT Dararat (THA)					Match	ALTINTAS Nergiz (TUR)					Match
	Game						Game					
	1	2	3	4	5		1	2	3	4	5	
Points won	8	11	11	11		41	11	5	4	8		28
Biggest lead	1	6	7	3		7	4	1	1	3		4
Points won on own serve	2	5	6	7		20	4	2	3	5		14
Points lost on own serve	7	3	1	3		14	6	6	5	4		21
Most consecutive points won	2	6	8	4		8	3	2	2	4		4
Greatest deficit overcome	-	1	1	3		3	1	-	-	-		1
Handedness/Grip	/						/					

Game/Match Statistics	Game					Match
	1	2	3	4	5	
Longest rally (strokes)	8	6	11	14		14
Average rally	4	4	5	5		5

### Game Progress

1 ASAYUT Dararat (THA)	0	1	*1	1	1	2	*2	2	3	3	*4	4	4	5	*5	6	6	7	*8	8
ALTINTAS Nergiz (TUR)	*0	0	1	2	*3	3	4	5	*5	6	6	7	*8	8	9	9	*10	10	10	11
2 ASAYUT Dararat (THA)	*0	0	1	2	*3	4	5	6	*6	6	7	8	*8	8	9	10	11			
ALTINTAS Nergiz (TUR)	0	1	*1	1	1	1	*1	1	2	3	*3	3	4	5	*5	5	5			
3 ASAYUT Dararat (THA)	0	0	*1	2	2	2	*3	4	5	6	*7	8	9	10	*10	11				
ALTINTAS Nergiz (TUR)	*0	1	1	1	*2	3	3	3	*3	3	3	3	*3	3	4	4				
4 ASAYUT Dararat (THA)	*0	1	2	2	*2	2	2	3	*3	3	4	4	*5	6	7	7	*8	9	10	11
ALTINTAS Nergiz (TUR)	0	0	*0	1	2	3	*4	4	5	6	*6	7	7	7	*7	8	8	8	*8	8

### Note:

The "Greatest deficit overcome" only applies when the player ends up winning the game.

### Legend:

\* Server

No. Number



## Match Results 試合結果

DUMAN Hatice (TUR) 1-3 DRETAR KARIC Helena (CRO)

Game Summary		Match	Game 1	Game 2	Game 3	Game 4	Game 5
DUMAN Hatice	TUR	1	9	10	11	6	
DRETAR KARIC Helena	CRO	3	11	12	6	11	
Duration:		29min	6min	6min	6min	7min	

Match No.: 18 Table: 6

Umpires: BYSTRICAN Marian (SVK) VARAYANON Chusakul (THA)

Player Statistics	DUMAN Hatice (TUR)					Match	DRETAR KARIC Helena (CRO)					Match
	Game						Game					
	1	2	3	4	5		1	2	3	4	5	
Points won	9	10	11	6		36	11	12	6	11		40
Biggest lead	1	4	5	2		5	4	3	1	5		5
Points won on own serve	4	5	6	4		19	5	6	3	7		21
Points lost on own serve	6	6	3	4		19	5	5	5	2		17
Most consecutive points won	4	4	3	2		4	5	4	2	6		6
Greatest deficit overcome	-	-	1	-		1	1	4	-	2		4
Handedness/Grip	/						/					

Game/Match Statistics	Game					Match
	1	2	3	4	5	
Longest rally (strokes)	8	16	8	14		16
Average rally	4	5	4	5		4

### Game Progress

1	DUMAN Hatice (TUR)	*0	1	1	1	*2	3	3	3	*3	3	3	4	*5	6	7	7	*8	8	8	9	9		
	DRETAR KARIC Helena (CRO)	0	0	*1	2	2	2	*3	4	5	6	*7	7	7	7	*7	8	8	9	*10	10	11		
2	DUMAN Hatice (TUR)	0	1	*2	3	4	4	*4	5	5	5	*6	6	6	7	*7	7	7	7	*8	9	10	*10	10
	DRETAR KARIC Helena (CRO)	*0	0	0	0	*0	1	2	2	*3	4	4	5	*6	6	7	8	*9	10	10	10	*10	11	12
3	DUMAN Hatice (TUR)	*0	0	1	1	*2	3	3	4	*5	6	6	6	*7	8	9	9	*10	11					
	DRETAR KARIC Helena (CRO)	0	1	*1	2	2	2	*3	3	3	3	*4	5	5	5	*5	6	6	6					
4	DUMAN Hatice (TUR)	0	1	*1	2	3	3	*3	3	4	5	*5	6	6	6	*6	6	6	6					
	DRETAR KARIC Helena (CRO)	*0	0	1	1	*1	2	3	4	*4	4	5	5	*6	7	8	9	*10	11					

### Note:

The "Greatest deficit overcome" only applies when the player ends up winning the game.

### Legend:

\* Server

No. Number



## Match Results 試合結果

**KANOVA Alena (SVK) 3-0 AMARAL SANTOS Marliane (BRA)**

Game Summary		Match	Game 1	Game 2	Game 3	Game 4	Game 5
KANOVA Alena	SVK	3	14	11	11		
AMARAL SANTOS Marliane	BRA	0	12	5	7		
Duration:		26min	10min	5min	8min		

Match No.: 14 Table: 8

Umpires: KONNO Kazuko (JPN) DAIRA Hiroe (JPN)

Player Statistics	KANOVA Alena (SVK)					Match	AMARAL SANTOS Marliane (BRA)					Match
	Game						Game					
	1	2	3	4	5		1	2	3	4	5	
Points won	14	11	11			36	12	5	7			24
Biggest lead	2	6	4			6	3	-	1			3
Points won on own serve	8	7	6			21	7	4	3			14
Points lost on own serve	5	1	4			10	6	4	5			15
Most consecutive points won	4	5	4			5	3	2	3			3
Greatest deficit overcome	3	-	1			3	-	-	-			-
Handedness/Grip	/						/					

Game/Match Statistics	Game					Match
	1	2	3	4	5	
Longest rally (strokes)	7	6	9			9
Average rally	4	3	4			4

### Game Progress

1	KANOVA Alena (SVK)	*0	1	2	2	*3	3	4	4	*4	4	5	5	*6	6	6	6	*7	7	8	9	*10	11	*11	12	*12	13
	AMARAL SANTOS Marliane (BRA)	0	0	*0	1	1	2	*2	3	4	5	*5	6	6	7	*8	9	9	10	*10	10	10	*10	11	*11	12	*12
		14																									
		12																									
2	KANOVA Alena (SVK)	0	1	*1	2	3	4	*5	6	6	7	*7	8	9	9	*9	10	11									
	AMARAL SANTOS Marliane (BRA)	*0	0	1	1	*1	1	1	1	*2	2	3	3	*3	4	5	5	5									
3	KANOVA Alena (SVK)	*0	1	1	1	*2	2	3	4	*5	6	6	6	*6	7	8	9	*10	10	11							
	AMARAL SANTOS Marliane (BRA)	0	0	*1	2	2	3	*3	3	3	3	3	*4	5	6	6	*6	6	6	7	7						

### Note:

The "Greatest deficit overcome" only applies when the player ends up winning the game.

### Legend:

\* Server

No. Number



## Match Results 試合結果

LEE Mi Gyu (KOR) 3-1 PATEL Sonalben Manubhai (IND)

Game Summary		Match	Game 1	Game 2	Game 3	Game 4	Game 5
LEE Mi Gyu	KOR	3	10	11	11	11	
PATEL Sonalben Manubhai	IND	1	12	5	3	9	
Duration:		30min	7min	6min	5min	10min	

Match No.: 15 Table: 5

Umpires: GRIAZNOVA Liudmila (RUS) DZIOBA Grzegorz (CAN)

Player Statistics	LEE Mi Gyu (KOR)					Match	PATEL Sonalben Manubhai (IND)					Match
	Game						Game					
	1	2	3	4	5		1	2	3	4	5	
Points won	10	11	11	11		43	12	5	3	9		29
Biggest lead	3	6	8	8		8	2	1	1	1		2
Points won on own serve	6	6	7	6		25	7	3	2	5		17
Points lost on own serve	5	2	1	4		12	4	5	4	5		18
Most consecutive points won	3	6	8	9		9	4	2	1	7		7
Greatest deficit overcome	-	1	1	1		1	3	-	-	-		3
Handedness/Grip						/						/

Game/Match Statistics	Game					Match
	1	2	3	4	5	
Longest rally (strokes)	8	5	14	10		14
Average rally	4	3	5	4		4

### Game Progress

1	LEE Mi Gyu (KOR)	*0	1	2	2	*2	2	3	4	*5	5	5	6	*7	8	8	8	*8	9	10	10	*10	10	10
	PATEL Sonalben Manubhai (IND)	0	0	*0	1	2	3	*3	3	3	4	*5	5	5	5	*6	7	8	8	*8	9	10	*11	12
2	LEE Mi Gyu (KOR)	0	0	*1	1	2	3	*4	4	5	5	*5	6	7	8	*9	10	11						
	PATEL Sonalben Manubhai (IND)	*0	1	1	2	*2	2	2	3	*3	4	5	5	*5	5	5	5	5						
3	LEE Mi Gyu (KOR)	*0	0	1	1	*2	3	4	5	*6	7	8	9	*9	10	11								
	PATEL Sonalben Manubhai (IND)	0	1	*1	2	2	2	*2	2	2	2	2	*2	2	3	3	3							
4	LEE Mi Gyu (KOR)	0	1	*1	1	2	3	*4	5	6	7	*8	9	10	10	*10	10	10	10	*10	10	10	11	
	PATEL Sonalben Manubhai (IND)	*0	0	1	2	*2	2	2	2	*2	2	2	2	2	*2	3	4	5	*6	7	8	9	9	

### Note:

The "Greatest deficit overcome" only applies when the player ends up winning the game.

### Legend:

\* Server

No. Number



## Match Results 試合結果

BLANCO Veronica Soledad (ARG) 1-3 SIGALA LOPEZ Edith (MEX)

Game Summary		Match	Game 1	Game 2	Game 3	Game 4	Game 5
BLANCO Veronica Soledad	ARG	1	5	11	6	9	
SIGALA LOPEZ Edith	MEX	3	11	9	11	11	
Duration:		26min	6min	6min	6min	7min	

Match No.: 11 Table: 5

Umpires: IOKI Setsuko (JPN) SHIBATA Keiko (JPN)

Player Statistics	BLANCO Veronica Soledad (ARG)					Match	SIGALA LOPEZ Edith (MEX)					Match
	Game						Game					
	1	2	3	4	5		1	2	3	4	5	
Points won	5	11	6	9		31	11	9	11	11		42
Biggest lead	-	3	1	5		5	8	2	5	2		8
Points won on own serve	4	5	3	6		18	7	4	6	7		24
Points lost on own serve	4	5	5	4		18	1	6	3	3		13
Most consecutive points won	2	4	2	5		5	7	3	5	5		7
Greatest deficit overcome	-	2	-	-		2	-	-	1	5		5
Handedness/Grip						/						/

Game/Match Statistics	Game					Match
	1	2	3	4	5	
Longest rally (strokes)	6	7	7	10		10
Average rally	4	3	3	4		4

### Game Progress

1	BLANCO Veronica Soledad (ARG)	0	0	*0	0	0	0	*0	0	1	1	*1	2	3	3	*4	5	5	SIGALA LOPEZ Edith (MEX)	*0	1	2	3	*4	5	6	7	*7	8	9	9	*9	10	10	10	11								
2	BLANCO Veronica Soledad (ARG)	*0	1	1	1	*1	2	2	3	*4	5	6	6	*7	8	8	8	*9	9	9	10	11	SIGALA LOPEZ Edith (MEX)	0	0	*1	2	3	3	*4	4	4	4	*4	5	5	5	*6	7	7	8	*9	9	9
3	BLANCO Veronica Soledad (ARG)	0	1	*1	1	2	3	*3	3	4	5	*5	5	5	5	*5	6	6	6	SIGALA LOPEZ Edith (MEX)	*0	0	1	2	*2	2	3	4	*4	4	5	6	*7	8	9	9	*10	11						
4	BLANCO Veronica Soledad (ARG)	*0	1	2	2	*2	3	4	5	*6	7	7	7	*7	8	8	9	*9	9	9	9	9	SIGALA LOPEZ Edith (MEX)	0	0	*0	1	2	2	*2	2	2	2	*3	4	5	5	*6	6	7	8	*9	10	11

**Note:**  
The "Greatest deficit overcome" only applies when the player ends up winning the game.

**Legend:**  
\* Server  
No. Number



## Match Results 試合結果

BRUNELLI Michela (ITA) 1-3 MUZINIC Andela (CRO)

Game Summary		Match	Game 1	Game 2	Game 3	Game 4	Game 5
BRUNELLI Michela	ITA	1	13	9	13	3	
MUZINIC Andela	CRO	3	15	11	11	11	
Duration:		34min	9min	7min	9min	5min	

Match No.: 12 Table: 6

Umpires: NG Tsz Kin (HKG) BYSTRICAN Marian (SVK)

Player Statistics	BRUNELLI Michela (ITA)					Match	MUZINIC Andela (CRO)					Match
	Game						Game					
	1	2	3	4	5		1	2	3	4	5	
Points won	13	9	13	3		38	15	11	11	11		48
Biggest lead	4	-	4	-		4	2	5	1	8		8
Points won on own serve	7	4	6	2		19	8	5	5	5		23
Points lost on own serve	7	6	6	6		25	6	5	7	1		19
Most consecutive points won	4	4	4	1		4	4	3	4	6		6
Greatest deficit overcome	-	-	1	-		1	4	-	-	-		4
Handedness/Grip	/						/					

Game/Match Statistics	Game					Match
	1	2	3	4	5	
Longest rally (strokes)	11	17	10	10		17
Average rally	3	4	5	4		4

### Game Progress

1	BRUNELLI Michela (ITA)	0	1	*1	2	3	4	*5	5	5	5	*6	7	8	8	*8	9	10	10	*10	10	10	*11	11	*11	12	*13			
	MUZINIC Andela (CRO)	*0	0	1	1	*1	1	1	2	*3	4	4	4	*4	5	6	6	*6	7	8	9	*10	10	*11	12	*12	12			
		13	*13	13																										
		*13	14	15																										
2	BRUNELLI Michela (ITA)	*0	0	0	0	*1	1	1	2	*2	2	3	4	*5	6	6	6	*6	7	8	9	9								
	MUZINIC Andela (CRO)	0	1	*2	3	3	4	*5	5	6	7	*7	7	7	7	*8	9	10	10	*10	10	11								
3	BRUNELLI Michela (ITA)	0	1	*1	2	2	3	*4	5	6	6	*6	6	6	7	*7	8	8	9	*9	9	10	*11	11	*12	13				
	MUZINIC Andela (CRO)	*0	0	1	1	*2	2	2	2	*2	3	4	5	*6	6	7	7	*8	8	9	10	*10	10	*11	11	11				
4	BRUNELLI Michela (ITA)	*0	0	0	0	*0	0	0	1	*1	1	2	2	*2	3	3														
	MUZINIC Andela (CRO)	0	1	*2	3	4	5	*6	6	7	8	*8	9	10	10	11														

**Note:**  
The "Greatest deficit overcome" only applies when the player ends up winning the game.

**Legend:**  
\* Server No. Number





## Match Results

試合結果

**MUZINIC Andela (CRO) 3-0 BLANCO Veronica Soledad (ARG)**

Game Summary		Match	Game 1	Game 2	Game 3	Game 4	Game 5
MUZINIC Andela	CRO	3	11	11	11		
BLANCO Veronica Soledad	ARG	0	6	2	2		
Duration:		15min	5min	4min	4min		

Match No.: 17 Table: 7

Umpires: HERMANS Michel (BEL) KHALILI MARANDI Pari (MAS)

Player Statistics	MUZINIC Andela (CRO)					Match	BLANCO Veronica Soledad (ARG)					Match	
	Game						Match	Game					
	1	2	3	4	5			1	2	3	4		5
Points won	11	11	11			33	6	2	2			10	
Biggest lead	5	10	9			10	1	-	-			1	
Points won on own serve	5	7	6			18	3	2	2			7	
Points lost on own serve	3	0	0			3	6	4	5			15	
Most consecutive points won	6	10	5			10	2	2	1			2	
Greatest deficit overcome	1	-	-			1	-	-	-			-	
Handedness/Grip						/						/	

Game/Match Statistics	Game					Match
	1	2	3	4	5	
Longest rally (strokes)	5	6	5			6
Average rally	3	3	3			3

### Game Progress

1	MUZINIC Andela (CRO)	0	0	*1	1	2	3	*4	5	6	7	*7	7	8	9	*9	9	10	11
	BLANCO Veronica Soledad (ARG)	*0	1	1	2	*2	2	2	2	*2	2	3	4	*4	4	5	6	*6	6
2	MUZINIC Andela (CRO)	*0	1	2	3	*4	5	6	7	*8	9	10	10	*10	11				
	BLANCO Veronica Soledad (ARG)	0	0	*0	0	0	0	*0	0	0	0	*0	1	2	2				
3	MUZINIC Andela (CRO)	0	1	*2	3	4	5	*5	6	7	7	*8	9	10	11				
	BLANCO Veronica Soledad (ARG)	*0	0	0	0	*0	0	1	1	*1	2	2	2	*2	2				

### Note:

The "Greatest deficit overcome" only applies when the player ends up winning the game.

### Legend:

\* Server

No. Number



## Match Results

試合結果

**BRUNELLI Michela (ITA) 3-0 SIGALA LOPEZ Edith (MEX)**

Game Summary		Match	Game 1	Game 2	Game 3	Game 4	Game 5
BRUNELLI Michela	ITA	3	11	11	11		
SIGALA LOPEZ Edith	MEX	0	9	3	6		
Duration:		17min	5min	4min	5min		

Match No.: 16 Table: 6

Umpires: PICHARDO Luz (DOM) BENCSIK Imre (HUN)

Player Statistics	BRUNELLI Michela (ITA)					Match	SIGALA LOPEZ Edith (MEX)					Match
	Game						Game					
	1	2	3	4	5		1	2	3	4	5	
Points won	11	11	11			33	9	3	6			18
Biggest lead	3	8	5			8	2	-	2			2
Points won on own serve	7	6	6			19	6	1	4			11
Points lost on own serve	3	2	2			7	4	5	5			14
Most consecutive points won	5	8	6			8	3	2	2			3
Greatest deficit overcome	2	-	2			2	-	-	-			-
Handedness/Grip						/						/

Game/Match Statistics	Game					Match
	1	2	3	4	5	
Longest rally (strokes)	18	8	8			18
Average rally	5	4	4			4

### Game Progress

1	BRUNELLI Michela (ITA)	0	0	*1	2	3	3	*3	3	4	4	*4	5	6	7	*8	9	9	9	*10	10	11
	SIGALA LOPEZ Edith (MEX)	*0	1	1	1	*1	2	3	4	*4	5	6	6	*6	6	6	6	*7	8	8	9	9
2	BRUNELLI Michela (ITA)	*0	1	2	2	*3	3	3	4	*5	6	7	8	*9	10	11						
	SIGALA LOPEZ Edith (MEX)	0	0	*0	1	1	2	*3	3	3	3	*3	3	3	3	3						
3	BRUNELLI Michela (ITA)	0	0	*0	1	2	3	*3	4	4	4	*5	5	6	7	*8	9	10	11			
	SIGALA LOPEZ Edith (MEX)	*0	1	2	2	*2	2	3	3	*4	5	5	6	*6	6	6	6	*6	6			

**Note:**  
The "Greatest deficit overcome" only applies when the player ends up winning the game.

**Legend:**  
\* Server  
No. Number



## Match Results 試合結果

**KANOVA Alena (SVK) 3-1 DRETAR KARIC Helena (CRO)**

Game Summary		Match	Game 1	Game 2	Game 3	Game 4	Game 5
KANOVA Alena	SVK	3	9	11	11	11	
DRETAR KARIC Helena	CRO	1	11	4	4	6	
Duration:		29min	7min	5min	5min	6min	

Match No.: 26 Table: 5

Umpires: KAMIYA Akiko (JPN) FUJIMOTO Shigeko (JPN)

Player Statistics	KANOVA Alena (SVK)					Match	DRETAR KARIC Helena (CRO)					Match
	Game						Game					
	1	2	3	4	5		1	2	3	4	5	
Points won	9	11	11	11		42	11	4	4	6		25
Biggest lead	2	7	8	7		8	2	1	1	-		2
Points won on own serve	5	6	6	7		24	6	2	3	4		15
Points lost on own serve	5	2	1	2		10	4	5	5	4		18
Most consecutive points won	4	7	8	7		8	2	2	2	3		3
Greatest deficit overcome	-	1	1	-		1	2	-	-	-		2
Handedness/Grip	/						/					

Game/Match Statistics	Game					Match
	1	2	3	4	5	
Longest rally (strokes)	6	7	6	11		11
Average rally	3	3	3	3		3

### Game Progress

1	KANOVA Alena (SVK)	0	0	*0	1	2	3	*4	4	4	5	*5	6	7	7	*7	8	8	8	*9	9	9
	DRETAR KARIC Helena (CRO)	*0	1	2	2	*2	2	2	3	*4	4	5	5	*5	6	7	7	*8	9	9	10	11
2	KANOVA Alena (SVK)	*0	1	1	1	*2	2	3	4	*4	5	6	7	*8	9	10	11					
	DRETAR KARIC Helena (CRO)	0	0	*1	2	2	3	*3	3	4	4	*4	4	4	*4	4						
3	KANOVA Alena (SVK)	0	0	*1	2	2	3	*4	5	6	7	*8	9	10	10	*10	11					
	DRETAR KARIC Helena (CRO)	*0	1	1	1	*2	2	2	2	*2	2	2	2	*2	3	4	4					
4	KANOVA Alena (SVK)	*0	1	1	2	*3	4	5	6	*7	8	8	8	*8	9	10	10	*10	11			
	DRETAR KARIC Helena (CRO)	0	0	*1	1	1	1	*1	1	1	1	*2	3	4	4	*4	5	6	6			

### Note:

The "Greatest deficit overcome" only applies when the player ends up winning the game.

### Legend:

\* Server

No. Number



## Match Results

試合結果

ASAYUT Dararat (THA) 3-1 LI Qian (CHN)

Game Summary		Match	Game 1	Game 2	Game 3	Game 4	Game 5
ASAYUT Dararat	THA	3	5	12	11	11	
LI Qian	CHN	1	11	10	8	2	
Duration:		26min	5min	7min	6min	5min	

Match No.: 23 Table: 6

Umpires: RIVERO Ernesto (VEN) KRME LJ Milana (SLO)

Player Statistics	ASAYUT Dararat (THA)					Match	LI Qian (CHN)					Match
	Game						Game					
	1	2	3	4	5		1	2	3	4	5	
Points won	5	12	11	11		39	11	10	8	2		31
Biggest lead	-	3	3	9		9	6	2	2	-		6
Points won on own serve	1	6	5	4		16	4	5	3	0		12
Points lost on own serve	7	5	5	2		19	4	6	6	7		23
Most consecutive points won	2	4	5	5		5	4	4	4	1		4
Greatest deficit overcome	-	2	2	-		2	-	-	-	-		-
Handedness/Grip	/						/					

Game/Match Statistics	Game					Match
	1	2	3	4	5	
Longest rally (strokes)	8	6	11	8		11
Average rally	4	4	4	4		4

### Game Progress

1 ASAYUT Dararat (THA)	*0	0	0	1	*2	2	2	2	*2	3	3	4	*4	4	4	5	5						
LI Qian (CHN)	0	1	*2	2	2	3	*4	5	6	6	*7	7	8	9	*10	10	11						
2 ASAYUT Dararat (THA)	0	0	*1	2	2	3	*4	5	5	5	*5	5	6	6	*7	7	7	8	*8	9	10	*11	12
LI Qian (CHN)	*0	1	1	1	*2	2	2	2	*3	4	5	6	*6	7	7	8	*9	9	10	10	*10	10	10
3 ASAYUT Dararat (THA)	*0	0	1	2	*2	2	3	4	*5	5	6	6	*6	6	6	7	*8	9	10	11			
LI Qian (CHN)	0	1	*1	1	2	3	*3	3	3	4	*4	5	6	7	*8	8	8	8	*8	8			
4 ASAYUT Dararat (THA)	0	1	*2	2	3	4	*5	6	6	7	*8	9	10	11									
LI Qian (CHN)	*0	0	0	1	*1	1	1	1	*2	2	2	2	*2	2									

### Note:

The "Greatest deficit overcome" only applies when the player ends up winning the game.

### Legend:

\* Server No. Number



## Match Results 試合結果

AHLQUIST Anna Carin (SWE) 0-3 KANOVA Alena (SVK)

Game Summary		Match	Game 1	Game 2	Game 3	Game 4	Game 5
AHLQUIST Anna Carin	SWE	0	4	9	9		
KANOVA Alena	SVK	3	11	11	11		
Duration:		27min	5min	9min	10min		

Match No.: 27 Table: 5

Umpires: CHOI Chang Seong (KOR) SAMAL Jiban Ballav (IND)

Player Statistics	AHLQUIST Anna Carin (SWE)					Match	KANOVA Alena (SVK)					Match
	Game						Game					
	1	2	3	4	5		1	2	3	4	5	
Points won	4	9	9			22	11	11	11			33
Biggest lead	-	2	4			4	8	2	2			8
Points won on own serve	3	6	6			15	7	7	7			21
Points lost on own serve	4	4	4			12	1	3	3			7
Most consecutive points won	2	2	5			5	7	3	4			7
Greatest deficit overcome	-	-	-			-	-	2	4			4
Handedness/Grip	/						/					

Game/Match Statistics	Game					Match
	1	2	3	4	5	
Longest rally (strokes)	5	15	12			15
Average rally	3	4	5			4

### Game Progress

1	AHLQUIST Anna Carin (SWE)	0	0	*0	0	0	0	*0	0	1	1	*1	2	3	3	*4	4					
	KANOVA Alena (SVK)	*0	1	2	3	*4	5	6	7	*7	8	9	9	*9	10	10	11					
2	AHLQUIST Anna Carin (SWE)	*0	1	2	2	*2	3	4	4	*5	5	6	6	*6	6	7	8	*8	8	8	9	9
	KANOVA Alena (SVK)	0	0	*0	1	2	2	*2	3	3	4	*4	5	6	7	*7	7	8	9	*10	10	11
3	AHLQUIST Anna Carin (SWE)	0	0	*0	1	1	2	*3	4	5	6	*6	7	8	8	*8	8	9	9	*9	9	9
	KANOVA Alena (SVK)	*0	1	2	2	*3	3	3	3	*3	3	4	4	*4	5	6	7	*7	8	9	10	11

### Note:

The "Greatest deficit overcome" only applies when the player ends up winning the game.

### Legend:

\* Server

No. Number



## Match Results 試合結果

BRUNELLI Michela (ITA) 0-3 LEE Mi Gyu (KOR)

Game Summary		Match	Game 1	Game 2	Game 3	Game 4	Game 5
BRUNELLI Michela	ITA	0	10	6	7		
LEE Mi Gyu	KOR	3	12	11	11		
Duration:		22min	7min	6min	6min		

Match No.: 28 Table: 6

Umpires: FUJIMOTO Shigeko (JPN) KAMIYA Akiko (JPN)

Player Statistics	BRUNELLI Michela (ITA)					Match	LEE Mi Gyu (KOR)					Match
	Game						Game					
	1	2	3	4	5		1	2	3	4	5	
Points won	10	6	7			23	12	11	11			34
Biggest lead	2	2	2			2	2	5	4			5
Points won on own serve	7	4	3			14	8	6	6			20
Points lost on own serve	4	5	5			14	3	2	4			9
Most consecutive points won	3	3	3			3	3	5	4			5
Greatest deficit overcome	-	-	-			-	2	2	2			2
Handedness/Grip	/						/					

Game/Match Statistics	Game					Match
	1	2	3	4	5	
Longest rally (strokes)	9	6	5			9
Average rally	4	3	4			3

### Game Progress

1	BRUNELLI Michela (ITA)	0	1	*1	2	3	3	*3	4	4	4	*5	5	6	6	*7	8	9	9	*9	9	10	*10	10
	LEE Mi Gyu (KOR)	*0	0	1	1	*1	2	3	3	*4	5	5	6	*6	7	7	7	*7	8	9	10	*10	11	12
2	BRUNELLI Michela (ITA)	*0	1	2	2	*2	2	2	2	*3	4	5	5	*5	5	5	5	*6	6					
	LEE Mi Gyu (KOR)	0	0	*0	1	2	3	*4	5	5	5	*5	6	7	8	*9	10	10	11					
3	BRUNELLI Michela (ITA)	0	1	*1	1	2	3	*4	4	4	4	*4	5	5	6	*6	7	7	7	7				
	LEE Mi Gyu (KOR)	*0	0	1	2	*2	2	2	3	*4	5	6	6	*7	7	8	8	*9	10	11				

**Note:**  
The "Greatest deficit overcome" only applies when the player ends up winning the game.

**Legend:**  
\* Server No. Number



## Match Results

試合結果

YOON Jiyu (KOR) 3-1 MUZINIC Andela (CRO)

Game Summary		Match	Game 1	Game 2	Game 3	Game 4	Game 5
YOON Jiyu	KOR	3	9	11	13	11	
MUZINIC Andela	CRO	1	11	4	11	8	
Duration:		45min	9min	7min	14min	10min	

Match No.: 29 Table: 7

Umpires: KRMEJ Milana (SLO) RIVERO Ernesto (VEN)

Player Statistics	YOON Jiyu (KOR)					Match	MUZINIC Andela (CRO)					Match
	Game						Game					
	1	2	3	4	5		1	2	3	4	5	
Points won	9	11	13	11		44	11	4	11	8		34
Biggest lead	2	7	3	3		7	2	1	2	3		3
Points won on own serve	4	6	4	5		19	5	2	3	3		13
Points lost on own serve	6	2	8	5		21	5	5	9	6		25
Most consecutive points won	4	6	3	4		6	4	1	4	2		4
Greatest deficit overcome	-	1	2	3		3	2	-	-	-		2
Handedness/Grip	/						/					

Game/Match Statistics	Game					Match
	1	2	3	4	5	
Longest rally (strokes)	25	42	57	28		57
Average rally	8	10	15	9		10

### Game Progress

1	YOON Jiyu (KOR)	0	0	*0	1	1	2	*3	4	5	5	*5	5	5	6	*7	7	8	9	*9	9	9				
	MUZINIC Andela (CRO)	*0	1	2	2	*3	3	3	3	*3	4	5	6	*7	7	7	8	*8	8	9	10	11				
2	YOON Jiyu (KOR)	*0	0	1	2	*2	3	4	4	*5	5	6	7	*8	9	10	11									
	MUZINIC Andela (CRO)	0	1	*1	1	2	2	*2	3	3	4	*4	4	4	*4	4										
3	YOON Jiyu (KOR)	0	1	*2	3	3	4	*4	4	5	6	*6	6	6	6	*7	7	7	8	*9	9	10	*11	11	*12	13
	MUZINIC Andela (CRO)	*0	0	0	0	*1	1	2	3	*3	3	4	5	*6	7	7	8	*9	9	9	10	*10	10	*11	11	11
4	YOON Jiyu (KOR)	*0	0	0	1	*1	1	2	3	*3	4	5	6	*7	7	8	9	*9	10	10	11					
	MUZINIC Andela (CRO)	0	1	*2	2	3	4	*4	4	5	5	*5	5	5	6	*6	6	7	7	*8	8					

**Note:**  
The "Greatest deficit overcome" only applies when the player ends up winning the game.

**Legend:**  
\* Server  
No. Number



## Match Results

試合結果

ASAYUT Dararat (THA) 1-3 XUE Juan (CHN)

Game Summary		Match	Game 1	Game 2	Game 3	Game 4	Game 5
ASAYUT Dararat	THA	1	5	2	11	5	
XUE Juan	CHN	3	11	11	5	11	
Duration:		23min	4min	4min	5min	6min	

Match No.: 30 Table: 8

Umpires: GULLBERG Jens (DEN) TANAKA Rieko (JPN)

Player Statistics	ASAYUT Dararat (THA)					Match	XUE Juan (CHN)					Match
	Game						Game					
	1	2	3	4	5		1	2	3	4	5	
Points won	5	2	11	5		23	11	11	5	11		38
Biggest lead	1	1	6	-		6	6	9	1	6		9
Points won on own serve	4	1	6	2		13	7	5	3	5		20
Points lost on own serve	4	6	2	6		18	1	1	5	3		10
Most consecutive points won	2	1	4	2		4	4	6	2	3		6
Greatest deficit overcome	-	-	1	-		1	1	1	-	-		1
Handedness/Grip	/						/					

Game/Match Statistics	Game					Match
	1	2	3	4	5	
Longest rally (strokes)	12	10	8	10		12
Average rally	4	4	4	4		4

### Game Progress

1 ASAYUT Dararat (THA)	0	0	*1	2	2	2	*2	3	3	3	*3	3	4	4	*4	5	5
XUE Juan (CHN)	*0	1	1	1	*2	3	4	4	*5	6	7	8	*8	9	10	10	11
2 ASAYUT Dararat (THA)	*0	1	1	1	*1	1	1	1	*2	2	2	2	*2	2			
XUE Juan (CHN)	0	0	*1	2	3	4	*5	6	6	7	*8	9	10	11			
3 ASAYUT Dararat (THA)	0	0	*1	2	3	3	*3	4	4	5	*6	7	7	8	*9	10	11
XUE Juan (CHN)	*0	1	1	1	*1	2	3	3	*4	4	4	4	*5	5	5	5	5
4 ASAYUT Dararat (THA)	*0	0	0	1	*1	1	2	3	*3	3	3	4	*4	4	5	5	5
XUE Juan (CHN)	0	1	*2	2	3	4	*4	4	5	6	*7	7	8	9	*9	10	11

**Note:**  
The "Greatest deficit overcome" only applies when the player ends up winning the game.

**Legend:**  
\* Server  
No. Number





## Match Results 試合結果

KANOVA Alena (SVK) 3-1 LEE Mi Gyu (KOR)

Game Summary		Match	Game 1	Game 2	Game 3	Game 4	Game 5
KANOVA Alena	SVK	3	11	12	2	11	
LEE Mi Gyu	KOR	1	7	10	11	9	
Duration:		44min	7min	12min	7min	14min	

Match No.: 31 Table: 5

Umpires: KRMEJ Milana (SLO) VARAYANON Chusakul (THA)

Player Statistics	KANOVA Alena (SVK)					Match	LEE Mi Gyu (KOR)					Match
	Game						Game					
	1	2	3	4	5		1	2	3	4	5	
Points won	11	12	2	11		36	7	10	11	9		37
Biggest lead	4	2	-	4		4	1	2	9	2		9
Points won on own serve	6	5	2	6		19	5	4	7	5		21
Points lost on own serve	2	6	4	4		16	5	7	0	5		17
Most consecutive points won	4	3	1	4		4	3	3	6	2		6
Greatest deficit overcome	1	2	-	2		2	-	-	-	-		-
Handedness/Grip	/						/					

Game/Match Statistics	Game					Match
	1	2	3	4	5	
Longest rally (strokes)	9	7	8	8		9
Average rally	4	3	4	4		4

### Game Progress

1	KANOVA Alena (SVK)	0	1	*1	1	2	2	*3	4	5	5	*6	7	7	7	*7	8	9	10	11				
	LEE Mi Gyu (KOR)	*0	0	1	2	*2	3	3	3	*3	4	4	4	*5	6	7	7	*7	7	7				
2	KANOVA Alena (SVK)	*0	0	0	1	*1	2	3	4	*4	4	4	5	*6	7	7	7	*8	8	9	10	*10	11	12
	LEE Mi Gyu (KOR)	0	1	*2	2	3	3	*3	3	4	5	*6	6	6	6	*7	8	8	9	*9	9	10	*10	10
3	KANOVA Alena (SVK)	0	0	*0	0	0	0	*0	1	1	1	*1	2	2	2									
	LEE Mi Gyu (KOR)	*0	1	2	3	*4	5	6	6	*7	8	9	9	*10	11									
4	KANOVA Alena (SVK)	*0	0	0	1	*2	3	4	4	*5	6	7	7	*7	8	8	8	*9	9	10	10	11		
	LEE Mi Gyu (KOR)	0	1	*2	2	2	2	*2	3	3	3	*3	4	5	5	*6	7	7	8	*8	9	9		

### Note:

The "Greatest deficit overcome" only applies when the player ends up winning the game.

### Legend:

\* Server

No. Number



Match Results  
試合結果

YOON Jiyu (KOR) 2-3 XUE Juan (CHN)

Game Summary		Match	Game 1	Game 2	Game 3	Game 4	Game 5
YOON Jiyu	KOR	2	12	11	9	11	8
XUE Juan	CHN	3	14	9	11	6	11
Duration:		43min	9min	8min	7min	6min	9min

Match No.: 32 Table: 6

Umpires: IBA Yoko (JPN) GULLBERG Jens (DEN)

Player Statistics	YOON Jiyu (KOR)						Match	XUE Juan (CHN)						Match
	Game					Match		Game					Match	
	1	2	3	4	5			1	2	3	4	5		
Points won	12	11	9	11	8	51	14	9	11	6	11	51		
Biggest lead	1	5	-	7	2	7	5	-	5	-	3	5		
Points won on own serve	6	3	3	7	5	24	7	2	4	4	7	24		
Points lost on own serve	7	7	7	2	4	27	6	8	6	4	3	27		
Most consecutive points won	4	5	3	5	2	5	4	3	3	3	4	4		
Greatest deficit overcome	-	-	-	-	-	-	1	-	-	-	2	2		
Handedness/Grip	/							/						

Game/Match Statistics	Game					Match
	1	2	3	4	5	
Longest rally (strokes)	11	16	10	15	19	19
Average rally	5	6	5	6	6	5

Game Progress

1	YOON Jiyu (KOR)	0	0	*1	1	2	2	*2	3	3	3	*3	3	4	5	*6	7	7	8	*9	10	10	*11	11	*11	12	*12
	XUE Juan (CHN)	*0	1	1	2	*2	3	4	4	*5	6	7	8	*8	8	8	8	*9	9	9	9	*10	10	*11	12	*12	13
		12																									
		14																									
2	YOON Jiyu (KOR)	*0	1	1	2	*3	3	3	4	*5	6	7	8	*8	8	8	9	*9	9	9	10	11					
	XUE Juan (CHN)	0	0	*1	1	1	2	*3	3	3	3	*3	3	4	5	*6	6	7	8	*9	9	9					
3	YOON Jiyu (KOR)	0	0	*1	1	1	1	*2	2	2	2	*3	3	4	4	*5	6	6	7	*8	9	9					
	XUE Juan (CHN)	*0	1	1	2	*3	4	4	5	*6	7	7	8	*8	9	9	9	*10	10	10	10	11					
4	YOON Jiyu (KOR)	*0	1	2	2	*2	3	4	5	*6	7	7	8	*9	10	10	10	*10	11								
	XUE Juan (CHN)	0	0	*0	1	2	2	*2	2	2	2	*3	3	3	*4	5	6	6									
5	YOON Jiyu (KOR)	0	1	*1	2	3	3	*3	4	4	4	*5	6	6	6	*6	6	7	8	*8	8						
	XUE Juan (CHN)	*0	0	1	1	*1	2	3	3	*4	5	5	5	*6	7	8	9	*9	9	10	11						

Note:  
The "Greatest deficit overcome" only applies when the player ends up winning the game.

Legend:  
\* Server No. Number



## Match Results 試合結果

KANOVA Alena (SVK) **0-3** XUE Juan (CHN)

Game Summary		Match	Game 1	Game 2	Game 3	Game 4	Game 5
KANOVA Alena	SVK	0	2	6	9		
XUE Juan	CHN	3	11	11	11		
Duration:		25min	5min	7min	10min		

Match No.: 33 Table: 6

Umpires: DZIOBA Grzegorz (CAN) DAIRA Hiroe (JPN)

Player Statistics	KANOVA Alena (SVK)					Match	XUE Juan (CHN)					Match
	Game						Game					
	1	2	3	4	5		1	2	3	4	5	
Points won	2	6	9			17	11	11	11			33
Biggest lead	-	1	2			2	9	5	3			9
Points won on own serve	1	4	6			11	6	6	7			19
Points lost on own serve	5	5	4			14	1	2	3			6
Most consecutive points won	1	2	2			2	6	4	3			6
Greatest deficit overcome	-	-	-			-	-	1	2			2
Handedness/Grip	/						/					

Game/Match Statistics	Game					Match
	1	2	3	4	5	
Longest rally (strokes)	7	6	8			8
Average rally	4	3	5			4

### Game Progress

1	KANOVA Alena (SVK)	0	0	*0	0	0	0	*0	1	1	2	*2	2	2	2	XUE Juan (CHN)	*0	1	2	3	*4	5	6	6	*7	7	8	9	*10	11														
2	KANOVA Alena (SVK)	*0	1	1	2	*2	2	3	3	*3	3	4	4	*5	6	6	6	*6	6	XUE Juan (CHN)	0	0	*1	1	2	3	*3	4	5	6	*6	7	7	7	*8	9	10	11						
3	KANOVA Alena (SVK)	0	1	*1	2	3	3	*3	4	4	4	*5	5	6	6	*6	6	7	7	*8	9	9	XUE Juan (CHN)	*0	0	1	1	*1	2	3	3	*4	5	5	6	*6	7	8	9	*9	10	10	10	11

### Note:

The "Greatest deficit overcome" only applies when the player ends up winning the game.

### Legend:

\* Server No. Number



## Player Statistics

プレーヤーの統計

As of SUN 29 AUG 2021

Players	NPC Code	Matches				Games				Match Duration	
		Played	Won	Lost	%Won	Played	Won	Lost	%Won	All	Average
AHLQUIST Anna Carin	SWE	3	2	1	67%	11	6	5	55%	1h22min	27min
		Points Won				Points Lost					
		Total	Own Serve:	60	Most Consecutive:	8	Total	Own Serve:	36	Most Consecutive:	7
		106	Opp. Serve:	46	GDO:	3	86	Opp. Serve:	50	GLL:	4
ALTINTAS Nergiz	TUR	2	0	2	0%	8	2	6	25%	54min	27min
		Points Won				Points Lost					
		Total	Own Serve:	25	Most Consecutive:	5	Total	Own Serve:	38	Most Consecutive:	8
		47	Opp. Serve:	22	GDO:	3	81	Opp. Serve:	43	GLL:	3
AMARAL SANTOS Marliane	BRA	2	0	2	0%	6	0	6	0%	40min	20min
		Points Won				Points Lost					
		Total	Own Serve:	18	Most Consecutive:	3	Total	Own Serve:	31	Most Consecutive:	8
		33	Opp. Serve:	15	GDO:	0	67	Opp. Serve:	36	GLL:	3
ASAYUT Dararat	THA	4	2	2	50%	16	8	8	50%	1h50min	28min
		Points Won				Points Lost					
		Total	Own Serve:	67	Most Consecutive:	8	Total	Own Serve:	73	Most Consecutive:	6
		137	Opp. Serve:	70	GDO:	3	141	Opp. Serve:	68	GLL:	3
BLANCO Veronica Soledad	ARG	3	0	3	0%	10	1	9	10%	1h	20min
		Points Won				Points Lost					
		Total	Own Serve:	33	Most Consecutive:	5	Total	Own Serve:	50	Most Consecutive:	10
		58	Opp. Serve:	25	GDO:	2	108	Opp. Serve:	58	GLL:	5
BRUNELLI Michela	ITA	4	2	2	50%	13	7	6	54%	1h32min	23min
		Points Won				Points Lost					
		Total	Own Serve:	68	Most Consecutive:	8	Total	Own Serve:	55	Most Consecutive:	6
		127	Opp. Serve:	59	GDO:	2	117	Opp. Serve:	62	GLL:	4
DRETAR KARIC Helena	CRO	3	1	2	33%	12	5	7	42%	1h28min	29min
		Points Won				Points Lost					
		Total	Own Serve:	53	Most Consecutive:	6	Total	Own Serve:	60	Most Consecutive:	8
		103	Opp. Serve:	50	GDO:	4	124	Opp. Serve:	64	GLL:	1



## Player Statistics

プレーヤーの統計

As of SUN 29 AUG 2021

Players	NPC Code	Matches				Games				Match Duration	
		Played	Won	Lost	%Won	Played	Won	Lost	%Won	All	Average
DUMAN Hatice	TUR	2	0	2	0%	7	1	6	14%	45min	23min
		Points Won				Points Lost					
		Total	Own Serve: 33		Most Consecutive: 4		Total	Own Serve: 32		Most Consecutive: 6	
		56	Opp. Serve: 23		GDO: 1		75	Opp. Serve: 43		GLL: 4	
KANOVA Alena	SVK	Matches				Games				Match Duration	
		Played	Won	Lost	%Won	Played	Won	Lost	%Won	All	Average
		6	4	2	67%	20	12	8	60%	2h53min	29min
		Points Won				Points Lost					
Total	Own Serve: 106		Most Consecutive: 8		Total	Own Serve: 71		Most Consecutive: 6			
179	Opp. Serve: 73		GDO: 4		174	Opp. Serve: 103		GLL: 2			
LEE Mi Gyu	KOR	Matches				Games				Match Duration	
		Played	Won	Lost	%Won	Played	Won	Lost	%Won	All	Average
		4	3	1	75%	14	10	4	71%	2h4min	31min
		Points Won				Points Lost					
Total	Own Serve: 82		Most Consecutive: 9		Total	Own Serve: 60		Most Consecutive: 7			
155	Opp. Serve: 73		GDO: 3		123	Opp. Serve: 63		GLL: 3			
LI Qian	CHN	Matches				Games				Match Duration	
		Played	Won	Lost	%Won	Played	Won	Lost	%Won	All	Average
		3	1	2	33%	12	4	8	33%	1h30min	30min
		Points Won				Points Lost					
Total	Own Serve: 58		Most Consecutive: 5		Total	Own Serve: 66		Most Consecutive: 5			
123	Opp. Serve: 65		GDO: 2		122	Opp. Serve: 56		GLL: 4			
MUZINIC Andela	CRO	Matches				Games				Match Duration	
		Played	Won	Lost	%Won	Played	Won	Lost	%Won	All	Average
		4	3	1	75%	14	10	4	71%	1h52min	28min
		Points Won				Points Lost					
Total	Own Serve: 72		Most Consecutive: 10		Total	Own Serve: 51		Most Consecutive: 6			
148	Opp. Serve: 76		GDO: 4		102	Opp. Serve: 51		GLL: 3			
PATEL Sonalben Manubhai	IND	Matches				Games				Match Duration	
		Played	Won	Lost	%Won	Played	Won	Lost	%Won	All	Average
		2	0	2	0%	9	3	6	33%	1h6min	33min
		Points Won				Points Lost					
Total	Own Serve: 41		Most Consecutive: 7		Total	Own Serve: 42		Most Consecutive: 9			
71	Opp. Serve: 30		GDO: 4		100	Opp. Serve: 58		GLL: 2			
SIGALA LOPEZ Edith	MEX	Matches				Games				Match Duration	
		Played	Won	Lost	%Won	Played	Won	Lost	%Won	All	Average
		3	1	2	33%	10	3	7	30%	1h1min	20min
		Points Won				Points Lost					
Total	Own Serve: 41		Most Consecutive: 7		Total	Own Serve: 42		Most Consecutive: 8			
70	Opp. Serve: 29		GDO: 5		97	Opp. Serve: 55		GLL: 2			



## Player Statistics

プレイヤーの統計

As of SUN 29 AUG 2021

Players	NPC Code	Matches				Games				Match Duration	
		Played	Won	Lost	%Won	Played	Won	Lost	%Won	All	Average
XUE Juan	CHN	5	5	0	100%	19	15	4	79%	2h17min	27min
		Points Won				Points Lost					
		Total	Own Serve:	106	Most Consecutive:	6	Total	Own Serve:	70	Most Consecutive:	5
		203	Opp. Serve:	97	GDO:	2	149	Opp. Serve:	79	GLL:	3
YOON Jiyu	KOR	Matches				Games				Match Duration	
		Played	Won	Lost	%Won	Played	Won	Lost	%Won	All	Average
		4	3	1	75%	15	11	4	73%	2h4min	31min
		Points Won				Points Lost					
Total	Own Serve:	77	Most Consecutive:	8	Total	Own Serve:	58	Most Consecutive:	4		
159	Opp. Serve:	82	GDO:	3	109	Opp. Serve:	51	GLL:	2		

**Note:**  
The "Greatest deficit overcome" only applies when the player ends up winning the game and "Greatest lead lost" only when losing.

**Legend:**  
GDO Greatest deficit overcome    GLL Greatest lead lost    Opp. Opponent's



## Tournament Statistics

トーナメントの統計

As of SUN 29 AUG 2021

Statistics	Preliminaries	Round of 16	Quarterfinals	Semifinals	Finals	Total
<b>Matches</b>						
Total	18	2	4	2	1	27
Game Margin: 3:0	9 50%		2 50%		1 100%	12 44%
3:1	8 44%	2 100%	2 50%	1 50%		13 48%
3:2	1 6%			1 50%		2 7%
Invalid Results Mark						
Duration: Total	7h25min	55min	1h57min	1h27min	25min	12h9min
Longest	36min	29min	45min	44min	25min	45min
Shortest	14min	26min	22min	43min	25min	14min
Average	25min	28min	29min	44min	25min	27min
<b>Games</b>						
Total	64	8	14	9	3	98
Point Margin: 11						
10	3 5%					3 3%
9	4 6%	1 13%	1 7%	1 11%	1 33%	8 8%
8	6 9%					6 6%
7	4 6%	2 25%	2 14%			8 8%
6	9 14%	1 13%	3 21%			13 13%
5	8 13%	1 13%	1 7%	1 11%	1 33%	12 12%
4	6 9%		1 7%	1 11%		8 8%
3	2 3%	1 13%	1 7%	1 11%		5 5%
2	22 34%	2 25%	5 36%	5 56%	1 33%	35 36%
Invalid Results Mark						
Duration: Total	6h41min	46min	1h42min	1h19min	22min	10h50min
Longest	10min	7min	14min	14min	10min	14min
Shortest	3min	5min	4min	6min	5min	3min
Average	6min	6min	7min	9min	7min	7min
<b>Points</b>						
Total	1164	137	251	175	50	1777
Per game	18.19	17.13	17.93	19.44	16.67	18.13
Most consecutive won	10	8	7	6	6	10
Greatest deficit overcome	5	2	4	2	2	5
Longest rally	18	11	57	19	8	57
Average rally	4	3	6	5	4	4

**Note:**

The "Greatest deficit overcome" only applies when the player ends up winning the game.



**Medallists**  
メダリスト

Medal	Name	NPC
GOLD	XUE Juan	CHN - People's Republic of China
SILVER	KANOVA Alena	SVK - Slovakia
BRONZE	LEE Mi Gyu	KOR - Republic of Korea
	YOON Jiyu	KOR - Republic of Korea





## Entry List by Event

種目別エントリーリスト

As of SUN 22 AUG 2021

NPC	Name	Date of Birth	Qualification Pathway	World Ranking
AUS - Australia	di TORO Lisa Daniela	16 OCT 1974	QR	15
BRA - Brazil	de OLIVEIRA Joyce	24 JUN 1990	CQ	8
CHN - People's Republic of China	GU Xiaodan	8 APR 1999	QR	4
	ZHANG Miao	8 JUL 1991	QR	3
	ZHOU Ying	23 DEC 1988	CQ	1
GBR - Great Britain	BAILEY Susan	19 OCT 1972	QT	11
	SHACKLETON Megan	21 MAR 1999	QR	9
GER - Germany	MIKOLASCHEK Sandra	18 JUN 1997	QR	5
IND - India	PATEL Bhavinaben Hasmukhbhai	6 NOV 1986	QR	12
JOR - Jordan	ELELIMAT Faten	3 FEB 1994	QI	14
RPC - RPC	VASILEVA Aleksandra	9 APR 1998	QI	13
SRB - Serbia	MATIC Nada	10 JUN 1984	QR	6
	PERIC RANKOVIC Borislava	16 JUN 1972	CQ	2
THA - Thailand	JAION Wijittra	5 AUG 1989	QR	7
TPE - Chinese Taipei	LU Pi Chun	4 FEB 1963	QI	10

**Legend:**

<b>CQ</b>	Continental Qualification	<b>QI</b>	Qualified by Invitation	<b>QR</b>	World Ranking
<b>QT</b>	Qualification Tournament				



Draw - Preliminary Round  
トーナメント表 - 予選ラウンド

GROUP A

Match	Day	Time	Table	Name	1	2	3	Pts	Rk
3-1	25 AUG	12:20	5	1 ZHOU Ying (CHN)		<b>3:0</b> 8,6,6	<b>3:0</b> 3,9,2	4	1
2-1	25 AUG	20:00	8						
2-3	26 AUG	13:00	5	2 SHACKLETON Megan (GBR)	<b>0:3</b> -8,-6,-6		<b>1:3</b> -7,9,-15,-11	2	3
				3 PATEL Bhavinaben Hasmukhbhai (IND)	<b>0:3</b> -3,-9,-2	<b>3:1</b> 7,-9,15,11		3	2

GROUP B

Match	Day	Time	Table	Name	1	2	3	Pts	Rk
3-1	25 AUG	12:20	6	1 PERIC RANKOVIC Borislava (SRB)		<b>3:0</b> 3,9,6	<b>3:0</b> 7,5,6	4	1
2-1	25 AUG	20:40	5						
2-3	26 AUG	13:40	7	2 LU Pi Chun (TPE)	<b>0:3</b> -3,-9,-6		<b>3:1</b> 9,-6,6,9	3	2
				3 BAILEY Susan (GBR)	<b>0:3</b> -7,-5,-6	<b>1:3</b> -9,6,-6,-9		2	3

GROUP C

Match	Day	Time	Table	Name	1	2	3	Pts	Rk
3-1	25 AUG	13:00	5	1 ZHANG Miao (CHN)		<b>3:2</b> 10,-5,-10,3,12	<b>3:0</b> 4,4,4	4	1
2-1	25 AUG	20:40	8						
2-3	26 AUG	13:40	8	2 JAION Wijitra (THA)	<b>2:3</b> -10,5,10,-3,-12		<b>3:0</b> 4,7,8	3	2
				3 VASILEVA Aleksandra (RPC)	<b>0:3</b> -4,-4,-4	<b>0:3</b> -4,-7,-8		2	3

GROUP D

Match	Day	Time	Table	Name	1	2	3	Pts	Rk
3-1	25 AUG	13:00	8	1 GU Xiaodan (CHN)		<b>3:0</b> 5,4,3	<b>3:0</b> 2,5,5	4	1
2-1	25 AUG	20:40	7						
2-3	26 AUG	13:40	5	2 de OLIVEIRA Joyce (BRA)	<b>0:3</b> -5,-4,-3		<b>3:0</b> 7,9,7	3	2
				3 ELELIMAT Faten (JOR)	<b>0:3</b> -2,-5,-5	<b>0:3</b> -7,-9,-7		2	3



Draw - Preliminary Round  
トーナメント表 - 予選ラウンド

GROUP E

Match	Day	Time	Table	Name	1	2	3	Pts	Rk
3-1	25 AUG	11:40	6	1 MIKOLASCHEK Sandra (GER)		<b>3:0</b> 7,7,10	<b>3:0</b> 6,4,11	4	1
2-1	25 AUG	20:40	6						
2-3	26 AUG	13:40	6	2 MATIC Nada (SRB)	<b>0:3</b> -7,-7,-10		<b>3:0</b> 5,8,7	3	2
				3 di TORO Lisa Daniela (AUS)	<b>0:3</b> -6,-4,-11	<b>0:3</b> -5,-8,-7		2	3

Qualification rule:

First and Second from each group will qualify for the Round of 16.

Legend:

Pts Points Rk Rank



**Draw - Final Rounds**  
トーナメント表 - 最終ラウンド

QUALIFIED FROM GROUPS				
Group	Rk	Name	NPC	Match Points
A	1	ZHOU Ying	CHN	4
B	1	PERIC RANKOVIC Borislava	SRB	4
C	1	ZHANG Miao	CHN	4
D	1	GU Xiaodan	CHN	4
E	1	MIKOLASCHEK Sandra	GER	4
A	2	PATEL Bhavinaben Hasmukhbhai	IND	3
B	2	LU Pi Chun	TPE	3
C	2	JAION Wijitra	THA	3
D	2	de OLIVEIRA Joyce	BRA	3
E	2	MATIC Nada	SRB	3

Round of 16	NPC Code	Quarterfinals	NPC Code	Semifinals	NPC Code	Finals	NPC Code
ZHOU Ying	CHN	ZHOU Ying	CHN	ZHOU Ying	CHN	ZHOU Ying	CHN
BYE				3-1 (11:4, 11:7, 8:11, 11:9)		3-0 (11:4, 11:3, 11:6)	
JAION Wijitra	THA	MATIC Nada	SRB				
MATIC Nada	SRB	3-2 (6:11, 11:5, 11:7, 3:11, 11:9)					
LU Pi Chun	TPE	LU Pi Chun	TPE	GU Xiaodan	CHN		
BYE				3-1 (10:12, 11:7, 11:7, 11:2)			
BYE		GU Xiaodan	CHN				
GU Xiaodan	CHN						
ZHANG Miao	CHN	ZHANG Miao	CHN	ZHANG Miao	CHN		
BYE				3-1 (11:2, 11:8, 5:11, 11:9)			
BYE		MIKOLASCHEK Sandra	GER				
MIKOLASCHEK S	GER						
PATEL BH	IND	PATEL BH	IND	PATEL BH	IND		
de OLIVEIRA Joyce	BRA	3-0 (12:10, 13:11, 11:6)		3-2 (7:11, 11:7, 11:4, 9:11, 11:8)			
BYE							
PERIC RANKOVIC B	SRB	PERIC RANKOVIC B	SRB	3-0 (11:5, 11:6, 11:7)			

**GOLD**

ZHOU Ying CHN  
3-0 (11:7, 11:5, 11:6)

**SILVER**

PATEL BH IND

**BRONZE**

GU Xiaodan CHN  
ZHANG Miao CHN

**Legend:**  
Rk Rank



## Match Results

試合結果

PATEL Bhavinaben Hasmukhbhai (IND) **0-3** ZHOU Ying (CHN)

Game Summary		Match	Game 1	Game 2	Game 3	Game 4	Game 5
PATEL Bhavinaben Hasmukhbhai	IND	0	3	9	2		
ZHOU Ying	CHN	3	11	11	11		
Duration:		18min	5min	6min	5min		

Match No.: 2 Table: 5

Umpires: FOUCHARD Frederic (FRA) FUKUDA Tomoko (JPN)

Player Statistics	PATEL Bhavinaben Hasmukhbhai (IND)					Match	ZHOU Ying (CHN)					Match	
	Game						Match	Game					
	1	2	3	4	5			1	2	3	4		5
Points won	3	9	2			14	11	11	11			33	
Biggest lead	1	-	1			1	8	3	9			9	
Points won on own serve	2	4	2			8	5	5	6			16	
Points lost on own serve	6	6	5			17	1	5	0			6	
Most consecutive points won	2	3	1			3	8	3	7			8	
Greatest deficit overcome	-	-	-			-	1	-	1			1	
Handedness/Grip	/						/						

Game/Match Statistics	Game					Match
	1	2	3	4	5	
Longest rally (strokes)	13	9	10			13
Average rally	5	4	5			5

### Game Progress

1	PATEL Bhavinaben Hasmukhbhai (IND)	*0	1	1	1	*1	1	1	1	*1	1	2	3	*3	3	3							
	ZHOU Ying (CHN)	0	0	*1	2	3	4	*5	6	7	8	*8	8	9	10	11							
2	PATEL Bhavinaben Hasmukhbhai (IND)	0	0	*1	1	1	2	*2	2	3	4	*4	5	6	6	*6	6	7	8	*9	9	9	
	ZHOU Ying (CHN)	*0	1	1	2	*3	3	4	5	*5	5	6	6	*6	7	8	9	*9	9	9	10	11	
3	PATEL Bhavinaben Hasmukhbhai (IND)	*0	1	1	1	*1	1	2	2	*2	2	2	2	*2	2								
	ZHOU Ying (CHN)	0	0	*1	2	3	4	*4	5	6	7	*8	9	10	11								

### Note:

The "Greatest deficit overcome" only applies when the player ends up winning the game.

### Legend:

\* Server

No. Number



## Match Results

試合結果

BAILEY Susan (GBR) 0-3 PERIC RANKOVIC Borislava (SRB)

Game Summary		Match	Game 1	Game 2	Game 3	Game 4	Game 5
BAILEY Susan	GBR	0	7	5	6		
PERIC RANKOVIC Borislava	SRB	3	11	11	11		
Duration:		20min	6min	7min	6min		

Match No.: 3 Table: 6

Umpires: HERMANS Michel (BEL) ALIOTTA Esther (USA)

Player Statistics	BAILEY Susan (GBR)					Match	PERIC RANKOVIC Borislava (SRB)					Match
	Game						Game					
	1	2	3	4	5		1	2	3	4	5	
Points won	7	5	6			18	11	11	11			33
Biggest lead	4	-	-			4	4	6	6			6
Points won on own serve	3	4	3			10	6	7	6			19
Points lost on own serve	5	4	5			14	4	1	3			8
Most consecutive points won	5	2	2			5	6	4	4			6
Greatest deficit overcome	-	-	-			-	4	-	-			4
Handedness/Grip	/						/					

Game/Match Statistics	Game					Match
	1	2	3	4	5	
Longest rally (strokes)	7	7	6			7
Average rally	3	3	3			3

### Game Progress

1	BAILEY Susan (GBR)	0	0	*1	2	3	4	*5	5	5	5	*5	5	5	6	*6	6	7	7	7
	PERIC RANKOVIC Borislava (SRB)	*0	1	1	1	*1	1	1	2	*3	4	5	6	*7	7	8	9	*9	10	11
2	BAILEY Susan (GBR)	*0	0	0	0	*0	1	1	1	*2	3	3	3	*3	4	5	5	5		
	PERIC RANKOVIC Borislava (SRB)	0	1	*2	3	4	4	*5	6	6	6	*7	8	9	9	*9	10	11		
3	BAILEY Susan (GBR)	0	0	*0	0	0	1	*2	2	2	2	*2	3	3	4	*4	5	6	6	
	PERIC RANKOVIC Borislava (SRB)	*0	1	2	3	*4	4	4	5	*6	7	8	8	*9	9	10	10	*10	11	

**Note:**  
The "Greatest deficit overcome" only applies when the player ends up winning the game.

**Legend:**  
\* Server  
No. Number



Match Results  
試合結果

VASILEVA Aleksandra (RPC) 0-3 ZHANG Miao (CHN)

Game Summary		Match	Game 1	Game 2	Game 3	Game 4	Game 5
VASILEVA Aleksandra	RPC	0	4	4	4		
ZHANG Miao	CHN	3	11	11	11		
Duration:		16min	4min	4min	4min		

Match No.: 4 Table: 5

Umpires: DAIRA Hiroe (JPN) GULLBERG Jens (DEN)

Player Statistics	VASILEVA Aleksandra (RPC)					Match	ZHANG Miao (CHN)					Match
	Game						Game					
	1	2	3	4	5		1	2	3	4	5	
Points won	4	4	4			12	11	11	11			33
Biggest lead	-	-	-			-	7	7	7			7
Points won on own serve	2	3	2			7	5	7	5			17
Points lost on own serve	6	4	6			16	2	1	2			5
Most consecutive points won	1	2	2			2	4	7	5			7
Greatest deficit overcome	-	-	-			-	-	-	-			-
Handedness/Grip						/						/

Game/Match Statistics	Game					Match
	1	2	3	4	5	
Longest rally (strokes)	8	10	9			10
Average rally	4	4	3			4

Game Progress

1	VASILEVA Aleksandra (RPC)	*0	0	0	0	*1	1	2	2	*2	3	3	4	*4	4	4	4
	ZHANG Miao (CHN)	0	1	*2	3	3	4	*4	5	6	6	*7	7	8	9	*10	11
2	VASILEVA Aleksandra (RPC)	0	0	*0	1	2	2	*2	2	2	2	*2	2	3	3	*4	4
	ZHANG Miao (CHN)	*0	1	2	2	*2	3	4	5	*6	7	8	9	*9	10	10	11
3	VASILEVA Aleksandra (RPC)	*0	0	0	0	*1	1	2	3	*3	3	3	3	*3	4	4	4
	ZHANG Miao (CHN)	0	1	*2	3	3	4	*4	4	5	6	*7	8	9	9	*10	11

Note:

The "Greatest deficit overcome" only applies when the player ends up winning the game.

Legend:

\* Server

No. Number



## Match Results

試合結果

ELELIMAT Faten (JOR) 0-3 GU Xiaodan (CHN)

Game Summary		Match	Game 1	Game 2	Game 3	Game 4	Game 5
ELELIMAT Faten	JOR	0	2	5	5		
GU Xiaodan	CHN	3	11	11	11		
Duration:		12min	3min	4min	4min		

Match No.: 5 Table: 8

Umpires: SHIBATA Keiko (JPN) IOKI Setsuko (JPN)

Player Statistics	ELELIMAT Faten (JOR)					Match	GU Xiaodan (CHN)					Match
	Game						Game					
	1	2	3	4	5		1	2	3	4	5	
Points won	2	5	5			12	11	11	11			33
Biggest lead	-	3	1			3	9	6	6			9
Points won on own serve	1	2	1			4	5	5	4			14
Points lost on own serve	6	6	7			19	1	3	4			8
Most consecutive points won	1	2	2			2	9	9	4			9
Greatest deficit overcome	-	-	-			-	-	3	1			3
Handedness/Grip						/						/

Game/Match Statistics	Game					Match
	1	2	3	4	5	
Longest rally (strokes)	10	10	9			10
Average rally	5	5	5			5

### Game Progress

1	ELELIMAT Faten (JOR)	*0	0	0	0	*0	0	0	0	*0	0	1	1	*2	2
	GU Xiaodan (CHN)	0	1	*2	3	4	5	*6	7	8	9	*9	10	10	11
2	ELELIMAT Faten (JOR)	0	1	*2	2	3	4	*4	5	5	5	*5	5	5	5
	GU Xiaodan (CHN)	*0	0	0	1	*1	1	2	2	*3	4	5	6	*7	8
3	ELELIMAT Faten (JOR)	*0	1	1	1	*2	2	2	3	*4	4	4	4	*5	5
	GU Xiaodan (CHN)	0	0	*1	2	2	3	*4	4	4	5	*6	7	7	8

**Note:**  
The "Greatest deficit overcome" only applies when the player ends up winning the game.

**Legend:**  
\* Server  
No. Number





## Match Results 試合結果

di TORO Lisa Daniela (AUS) 0-3 MIKOLASCHEK Sandra (GER)

Game Summary		Match	Game 1	Game 2	Game 3	Game 4	Game 5
di TORO Lisa Daniela	AUS	0	6	4	11		
MIKOLASCHEK Sandra	GER	3	11	11	13		
Duration:		23min	6min	5min	8min		

Match No.: 1 Table: 6

Umpires: RASINEN Asko (FIN) FUJIMOTO Shigeko (JPN)

Player Statistics	di TORO Lisa Daniela (AUS)					Match	MIKOLASCHEK Sandra (GER)					Match
	Game						Game					
	1	2	3	4	5		1	2	3	4	5	
Points won	6	4	11			21	11	11	13			35
Biggest lead	1	-	3			3	5	7	4			7
Points won on own serve	3	3	6			12	6	6	7			19
Points lost on own serve	5	5	6			16	3	1	5			9
Most consecutive points won	3	1	5			5	4	4	4			4
Greatest deficit overcome	-	-	-			-	1	-	3			3
Handedness/Grip	/						/					

Game/Match Statistics	Game					Match
	1	2	3	4	5	
Longest rally (strokes)	7	8	11			11
Average rally	3	3	5			4

### Game Progress

1	di TORO Lisa Daniela (AUS)	0	1	*1	1	2	2	*2	2	2	3	*3	4	5	6	*6	6	6	6							
	MIKOLASCHEK Sandra (GER)	*0	0	1	2	*2	3	4	5	*6	6	7	7	*7	7	8	9	*10	11							
2	di TORO Lisa Daniela (AUS)	*0	0	1	1	*1	1	1	2	*2	2	3	3	*3	4	4	4									
	MIKOLASCHEK Sandra (GER)	0	1	*1	2	3	4	*5	5	6	7	*7	8	9	9	*10	11									
3	di TORO Lisa Daniela (AUS)	0	0	*0	0	0	1	*2	3	4	4	*4	5	5	6	*7	8	9	10	*10	10	10	*10	11	*11	11
	MIKOLASCHEK Sandra (GER)	*0	1	2	3	*4	4	4	4	*4	5	6	6	*7	7	7	7	*7	7	8	9	*10	11	*11	12	13

**Note:**  
The "Greatest deficit overcome" only applies when the player ends up winning the game.

**Legend:**  
\* Server  
No. Number



## Match Results

試合結果

SHACKLETON Megan (GBR) 0-3 ZHOU Ying (CHN)

Game Summary		Match	Game 1	Game 2	Game 3	Game 4	Game 5
SHACKLETON Megan	GBR	0	8	6	6		
ZHOU Ying	CHN	3	11	11	11		
Duration:		25min	8min	7min	8min		

Match No.: 6 Table: 8

Umpires: SHIBATA Keiko (JPN) IOKI Setsuko (JPN)

Player Statistics	SHACKLETON Megan (GBR)					Match	ZHOU Ying (CHN)					Match
	Game						Game					
	1	2	3	4	5		1	2	3	4	5	
Points won	8	6	6			20	11	11	11			33
Biggest lead	3	-	-			3	3	5	5			5
Points won on own serve	5	2	3			10	6	5	5			16
Points lost on own serve	5	6	6			17	3	4	3			10
Most consecutive points won	2	2	3			3	3	3	4			4
Greatest deficit overcome	-	-	-			-	3	-	-			3
Handedness/Grip	/						/					

Game/Match Statistics	Game					Match
	1	2	3	4	5	
Longest rally (strokes)	20	15	14			20
Average rally	6	6	7			6

### Game Progress

1 SHACKLETON Megan (GBR)	*0	1	2	2	*3	3	4	5	*5	5	6	6	*6	6	7	7	*8	8	8	8
ZHOU Ying (CHN)	0	0	*0	1	1	2	*2	2	3	4	*4	5	6	7	*7	8	8	9	*10	11
2 SHACKLETON Megan (GBR)	0	0	*1	1	1	2	*2	3	3	3	*4	4	4	4	*5	6	6	6	6	6
ZHOU Ying (CHN)	*0	1	1	2	*3	3	4	4	*5	6	6	7	*8	9	9	9	*10	11	11	11
3 SHACKLETON Megan (GBR)	*0	0	0	0	*1	2	3	3	*4	4	4	4	*4	5	5	6	*6	6	6	6
ZHOU Ying (CHN)	0	1	*2	3	3	3	*3	4	4	5	*6	7	8	8	*9	9	10	11	11	11

### Note:

The "Greatest deficit overcome" only applies when the player ends up winning the game.

### Legend:

\* Server

No. Number



## Match Results

試合結果

LU Pi Chun (TPE) 0-3 PERIC RANKOVIC Borislava (SRB)

Game Summary		Match	Game 1	Game 2	Game 3	Game 4	Game 5
LU Pi Chun	TPE	0	3	9	6		
PERIC RANKOVIC Borislava	SRB	3	11	11	11		
Duration:		19min	4min	6min	6min		

Match No.: 7 Table: 5

Umpires: DZIOBA Grzegorz (CAN) VARAYANON Chusakul (THA)

Player Statistics	LU Pi Chun (TPE)					Match	PERIC RANKOVIC Borislava (SRB)					Match
	Game						Game					
	1	2	3	4	5		1	2	3	4	5	
Points won	3	9	6			18	11	11	11			33
Biggest lead	-	1	-			1	8	2	5			8
Points won on own serve	3	5	3			11	8	6	6			20
Points lost on own serve	3	5	5			13	0	4	3			7
Most consecutive points won	1	2	2			2	3	3	4			4
Greatest deficit overcome	-	-	-			-	-	1	-			1
Handedness/Grip	/						/					

Game/Match Statistics	Game					Match
	1	2	3	4	5	
Longest rally (strokes)	4	15	9			15
Average rally	3	5	5			4

### Game Progress

1	LU Pi Chun (TPE)	0	0	*0	0	1	1	*1	1	2	2	*2	2	3	3	3	PERIC RANKOVIC Borislava (SRB)	*0	1	2	3	*3	4	5	6	*6	7	8	9	*9	10	11													
2	LU Pi Chun (TPE)	*0	1	1	1	*2	3	3	3	*4	4	4	5	*5	6	7	7	*8	9	9	9	9	9	PERIC RANKOVIC Borislava (SRB)	0	0	*1	2	2	2	*3	4	4	5	*6	6	7	7	*7	8	8	8	*9	10	11
3	LU Pi Chun (TPE)	0	0	*0	1	1	1	*2	2	3	4	*4	4	5	6	*6	6	6	6	6	PERIC RANKOVIC Borislava (SRB)	*0	1	2	2	*3	4	4	5	*5	5	6	7	*7	7	8	9	*10	11						

**Note:**  
The "Greatest deficit overcome" only applies when the player ends up winning the game.

**Legend:**  
\* Server No. Number



## Match Results 試合結果

JAION Wijittra (THA) 2-3 ZHANG Miao (CHN)

Game Summary		Match	Game 1	Game 2	Game 3	Game 4	Game 5
JAION Wijittra	THA	2	10	11	12	3	12
ZHANG Miao	CHN	3	12	5	10	11	14
Duration:		46min	9min	5min	9min	5min	13min

Match No.: 8 Table: 8

Umpires: HIGASHIJIMA Masae (JPN) SELIG Gert (GER)

Player Statistics	JAION Wijittra (THA)						ZHANG Miao (CHN)					
	Game					Match	Game					Match
	1	2	3	4	5		1	2	3	4	5	
Points won	10	11	12	3	12	48	12	5	10	11	14	52
Biggest lead	6	6	4	-	1	6	2	-	2	8	3	8
Points won on own serve	6	8	4	3	5	26	7	5	3	8	6	29
Points lost on own serve	5	0	7	3	8	23	4	3	8	0	7	22
Most consecutive points won	4	3	5	2	4	5	4	2	4	6	3	6
Greatest deficit overcome	-	-	2	-	-	2	6	-	-	-	1	6
Handedness/Grip	/						/					

Game/Match Statistics	Game					Match
	1	2	3	4	5	
Longest rally (strokes)	23	12	26	18	22	26
Average rally	8	6	7	6	8	7

### Game Progress

1	JAION Wijittra (THA)	*0	1	2	2	*3	4	5	6	*6	7	8	8	*8	8	8	9	*9	9	9	9	*10	10	10			
	ZHANG Miao (CHN)	0	0	*0	1	1	1	*1	1	2	2	*2	3	4	5	*6	6	7	8	*9	10	10	*11	12			
2	JAION Wijittra (THA)	0	1	*1	2	3	4	*4	5	6	6	*7	8	9	9	*9	10	11									
	ZHANG Miao (CHN)	*0	0	1	1	*1	1	2	2	*2	3	3	3	*3	4	5	5	5									
3	JAION Wijittra (THA)	*0	0	1	2	*3	4	5	5	*5	5	5	6	*7	7	7	7	*8	8	8	9	*10	11	12			
	ZHANG Miao (CHN)	0	1	*1	1	1	1	*1	2	3	4	*5	5	5	6	*7	8	8	9	*10	10	10	*10	10			
4	JAION Wijittra (THA)	0	0	*0	0	0	0	*0	1	1	1	*1	2	3	3	3											
	ZHANG Miao (CHN)	*0	1	2	3	*4	5	6	6	*7	8	9	9	*9	10	11											
5	JAION Wijittra (THA)	*0	1	1	2	*2	2	2	3	*3	3	4	5	*6	7	7	7	*8	8	9	10	*10	11	*11	11	*12	12
	ZHANG Miao (CHN)	0	0	*1	1	2	3	*4	4	5	6	*6	6	6	6	*7	8	8	9	*9	9	10	*10	11	*12	12	*13
		12																									
		14																									

**Note:**  
The "Greatest deficit overcome" only applies when the player ends up winning the game.

**Legend:**  
\* Server  
No. Number



## Match Results

試合結果

de OLIVEIRA Joyce (BRA) 0-3 GU Xiaodan (CHN)

Game Summary		Match	Game 1	Game 2	Game 3	Game 4	Game 5
de OLIVEIRA Joyce	BRA	0	5	4	3		
GU Xiaodan	CHN	3	11	11	11		
Duration:		14min	4min	4min	5min		

Match No.: 9 Table: 7

Umpires: FUKUDA Tomoko (JPN) FOUCARD Frederic (FRA)

Player Statistics	de OLIVEIRA Joyce (BRA)					Match	GU Xiaodan (CHN)					Match
	Game						Game					
	1	2	3	4	5		1	2	3	4	5	
Points won	5	4	3			12	11	11	11			33
Biggest lead	-	2	-			2	6	7	8			8
Points won on own serve	2	3	3			8	5	7	6			18
Points lost on own serve	6	4	5			15	3	1	0			4
Most consecutive points won	3	3	1			3	4	6	4			6
Greatest deficit overcome	-	-	-			-	-	2	-			2
Handedness/Grip	/						/					

Game/Match Statistics	Game					Match
	1	2	3	4	5	
Longest rally (strokes)	8	12	10			12
Average rally	5	6	6			6

### Game Progress

1	de OLIVEIRA Joyce (BRA)	*0	0	0	1	*1	1	2	3	*4	4	4	4	*4	5	5	5	5
	GU Xiaodan (CHN)	0	1	*2	2	3	4	*4	4	4	5	*6	7	8	8	*9	10	11
2	de OLIVEIRA Joyce (BRA)	0	0	*1	2	3	3	*3	3	3	3	*3	4	4	4	*4	4	
	GU Xiaodan (CHN)	*0	1	1	1	*1	2	3	4	*5	6	7	7	*8	9	10	11	
3	de OLIVEIRA Joyce (BRA)	*0	0	1	1	*1	1	2	2	*2	2	3	3	*3	3	3		
	GU Xiaodan (CHN)	0	1	*1	2	3	4	*4	5	6	7	*7	8	9	10	11		

### Note:

The "Greatest deficit overcome" only applies when the player ends up winning the game.

### Legend:

\* Server

No. Number



## Match Results 試合結果

MATIC Nada (SRB) **0-3** MIKOLASCHEK Sandra (GER)

Game Summary		Match	Game 1	Game 2	Game 3	Game 4	Game 5
MATIC Nada	SRB	0	7	7	10		
MIKOLASCHEK Sandra	GER	3	11	11	12		
Duration:		24min	7min	8min	9min		

Match No.: 10 Table: 6

Umpires: ALIOTTA Esther (USA) HERMANS Michel (BEL)

Player Statistics	MATIC Nada (SRB)					Match	MIKOLASCHEK Sandra (GER)					Match
	Game						Game					
	1	2	3	4	5		1	2	3	4	5	
Points won	7	7	10			24	11	11	12			34
Biggest lead	1	1	4			4	4	4	2			4
Points won on own serve	4	4	5			13	5	7	6			18
Points lost on own serve	6	4	6			16	3	3	5			11
Most consecutive points won	2	2	4			4	3	3	6			6
Greatest deficit overcome	-	-	-			-	1	1	4			4
Handedness/Grip	/						/					

Game/Match Statistics	Game					Match
	1	2	3	4	5	
Longest rally (strokes)	9	5	14			14
Average rally	4	4	4			4

### Game Progress

1	MATIC Nada (SRB)	*0	1	1	2	*2	3	3	3	*4	5	5	5	*5	6	6	7	*7	7	7				
	MIKOLASCHEK Sandra (GER)	0	0	*1	1	2	2	*3	4	4	4	*5	6	7	7	*8	8	9	10	11				
2	MATIC Nada (SRB)	0	0	*1	2	2	3	*3	3	3	4	*4	4	5	5	*5	6	7	7	7				
	MIKOLASCHEK Sandra (GER)	*0	1	1	1	*2	2	3	4	*5	5	6	7	*7	8	9	9	*9	10	11				
3	MATIC Nada (SRB)	*0	1	2	3	*4	4	4	4	*5	5	6	6	*7	8	9	9	*10	10	10	10	*10	10	10
	MIKOLASCHEK Sandra (GER)	0	0	*0	0	0	1	*2	3	3	4	*4	5	5	5	*5	6	6	7	*8	9	10	*11	12

### Note:

The "Greatest deficit overcome" only applies when the player ends up winning the game.

### Legend:

\* Server

No. Number



## Match Results 試合結果

SHACKLETON Megan (GBR) 1-3 PATEL Bhavinaben Hasmukhbhai (IND)

Game Summary		Match	Game 1	Game 2	Game 3	Game 4	Game 5
SHACKLETON Megan	GBR	1	7	11	15	11	
PATEL Bhavinaben Hasmukhbhai	IND	3	11	9	17	13	
Duration:		41min	8min	8min	14min	10min	

Match No.: 11 Table: 5

Umpires: ALIOTTA Esther (USA) NG Tsz Kin (HKG)

Player Statistics	SHACKLETON Megan (GBR)					Match	PATEL Bhavinaben Hasmukhbhai (IND)					Match	
	Game						Match	Game					
	1	2	3	4	5			1	2	3	4		5
Points won	7	11	15	11		44	11	9	17	13		50	
Biggest lead	1	2	2	3		3	4	1	2	2		4	
Points won on own serve	3	4	9	4		20	6	3	10	5		24	
Points lost on own serve	5	6	7	8		26	4	7	6	7		24	
Most consecutive points won	3	2	3	4		4	5	2	3	4		5	
Greatest deficit overcome	-	1	-	-		1	1	-	2	3		3	
Handedness/Grip						/						/	

Game/Match Statistics	Game					Match
	1	2	3	4	5	
Longest rally (strokes)	7	7	10	14		14
Average rally	4	4	5	5		4

### Game Progress

1 SHACKLETON Megan (GBR)	0	1	*1	2	2	2	*2	2	3	4	*5	5	6	7	*7	7	7	7	7							
PATEL Bhavinaben Hasmukhbhai (IND)	*0	0	1	1	*2	3	4	5	*5	5	5	6	*6	6	7	8	*9	10	11							
2 SHACKLETON Megan (GBR)	*0	1	1	2	*2	2	3	3	*4	4	5	5	*6	7	7	8	*9	9	9	10	11					
PATEL Bhavinaben Hasmukhbhai (IND)	0	0	*1	1	2	3	*3	4	4	5	*5	6	6	6	*7	7	7	8	*9	9	9					
3 SHACKLETON Megan (GBR)	0	1	*1	2	3	3	*4	4	5	5	*5	6	7	7	*7	7	8	8	*8	9	10	*11	11	*12	12	*13
PATEL Bhavinaben Hasmukhbhai (IND)	*0	0	1	1	*1	2	2	3	*3	4	5	5	*5	6	7	8	*8	9	10	10	*10	10	*11	11	*12	12
				13	*14	14	*14	15	*15	15																
				*13	13	*14	15	*15	16	17																
4 SHACKLETON Megan (GBR)	*0	0	1	2	*3	3	3	4	*4	4	5	6	*7	8	8	8	*9	10	10	10	*10	10	*11	11	11	
PATEL Bhavinaben Hasmukhbhai (IND)	0	1	*1	1	1	2	*3	3	4	5	*5	5	5	5	*6	7	7	7	*8	9	10	*11	11	*12	13	

**Note:**  
The "Greatest deficit overcome" only applies when the player ends up winning the game.

**Legend:**  
\* Server No. Number



## Match Results 試合結果

LU Pi Chun (TPE) 3-1 BAILEY Susan (GBR)

Game Summary		Match	Game 1	Game 2	Game 3	Game 4	Game 5
LU Pi Chun	TPE	3	11	6	11	11	
BAILEY Susan	GBR	1	9	11	6	9	
Duration:		27min	7min	6min	5min	7min	

Match No.: 12 Table: 7

Umpires: KAMIYA Akiko (JPN) RIVERO Ernesto (VEN)

Player Statistics	LU Pi Chun (TPE)					Match	BAILEY Susan (GBR)					Match
	Game						Game					
	1	2	3	4	5		1	2	3	4	5	
Points won	11	6	11	11		39	9	11	6	9		35
Biggest lead	2	-	5	4		5	4	7	-	1		7
Points won on own serve	3	3	6	7		19	2	6	3	6		17
Points lost on own serve	7	5	3	3		18	8	3	5	4		20
Most consecutive points won	6	3	4	3		6	3	5	3	3		5
Greatest deficit overcome	4	-	-	1		4	-	-	-	-		-
Handedness/Grip	/						/					

Game/Match Statistics	Game					Match
	1	2	3	4	5	
Longest rally (strokes)	10	10	6	11		11
Average rally	4	4	3	4		4

### Game Progress

1	LU Pi Chun (TPE)	*0	0	0	1	*1	1	1	2	*3	4	5	6	*7	7	7	8	*8	9	9	10	11
	BAILEY Susan (GBR)	0	1	*2	2	3	4	*5	5	5	5	*5	5	5	6	*7	7	8	8	*9	9	9
2	LU Pi Chun (TPE)	0	0	*0	0	0	0	*1	2	2	3	*3	3	3	3	*4	5	6	6			
	BAILEY Susan (GBR)	*0	1	2	3	*4	5	5	5	*6	6	7	8	*9	10	10	10	*10	11			
3	LU Pi Chun (TPE)	*0	1	1	2	*3	4	4	5	*5	6	7	7	*7	7	8	9	*10	11			
	BAILEY Susan (GBR)	0	0	*1	1	1	1	*2	2	3	3	*3	4	5	6	*6	6	6	6			
4	LU Pi Chun (TPE)	0	1	*1	1	2	3	*3	4	5	5	*6	7	8	8	*8	8	9	10	*10	10	11
	BAILEY Susan (GBR)	*0	0	1	2	*2	2	3	3	*3	4	4	4	*4	5	6	7	*7	7	8	9	9

**Note:**  
The "Greatest deficit overcome" only applies when the player ends up winning the game.

**Legend:**  
\* Server  
No. Number





## Match Results 試合結果

**JAION Wijittra (THA) 3-0 VASILEVA Aleksandra (RPC)**

Game Summary		Match	Game 1	Game 2	Game 3	Game 4	Game 5
JAION Wijittra	THA	3	11	11	11		
VASILEVA Aleksandra	RPC	0	4	7	8		
Duration:		21min	7min	6min	7min		

Match No.: 13 Table: 8

Umpires: KONNO Kazuko (JPN) DAIRA Hiroe (JPN)

Player Statistics	JAION Wijittra (THA)					Match	VASILEVA Aleksandra (RPC)					Match	
	Game						Match	Game					
	1	2	3	4	5			1	2	3	4		5
Points won	11	11	11			33	4	7	8			19	
Biggest lead	7	4	3			7	-	2	3			3	
Points won on own serve	7	7	6			20	3	4	5			12	
Points lost on own serve	1	3	3			7	4	4	5			13	
Most consecutive points won	5	6	6			6	2	2	4			4	
Greatest deficit overcome	-	2	3			3	-	-	-			-	
Handedness/Grip						/						/	

Game/Match Statistics	Game					Match
	1	2	3	4	5	
Longest rally (strokes)	11	12	8			12
Average rally	4	5	4			4

### Game Progress

1	JAION Wijittra (THA)	0	1	*2	3	4	4	*4	5	6	6	*6	7	8	9	*10	11				
	VASILEVA Aleksandra (RPC)	*0	0	0	0	*0	1	2	2	*2	3	4	4	*4	4	4	4				
2	JAION Wijittra (THA)	*0	1	1	2	*2	2	3	4	*4	4	5	5	*5	6	7	8	*9	10	11	
	VASILEVA Aleksandra (RPC)	0	0	*1	1	2	3	*3	3	4	5	*5	6	7	7	*7	7	7	7	7	
3	JAION Wijittra (THA)	0	0	*1	2	2	3	*3	4	4	4	*4	4	5	6	*7	8	9	10	*10	11
	VASILEVA Aleksandra (RPC)	*0	1	1	1	*2	2	3	3	*4	5	6	7	*7	7	7	7	*7	7	8	8

### Note:

The "Greatest deficit overcome" only applies when the player ends up winning the game.

### Legend:

\* Server

No. Number



## Match Results 試合結果

de OLIVEIRA Joyce (BRA) 3-0 ELELIMAT Faten (JOR)

Game Summary		Match	Game 1	Game 2	Game 3	Game 4	Game 5
de OLIVEIRA Joyce	BRA	3	11	11	11		
ELELIMAT Faten	JOR	0	7	9	7		
Duration:		16min	5min	6min	4min		

Match No.: 14 Table: 5

Umpires: GRIAZNOVA Liudmila (RUS) DZIOBA Grzegorz (CAN)

Player Statistics	de OLIVEIRA Joyce (BRA)					Match	ELELIMAT Faten (JOR)					Match
	Game						Game					
	1	2	3	4	5		1	2	3	4	5	
Points won	11	11	11			33	7	9	7			23
Biggest lead	4	6	5			6	-	-	-			-
Points won on own serve	5	7	3			15	4	6	2			12
Points lost on own serve	3	3	5			11	6	4	8			18
Most consecutive points won	4	3	3			4	3	5	4			5
Greatest deficit overcome	-	-	-			-	-	-	-			-
Handedness/Grip	/						/					

Game/Match Statistics	Game					Match
	1	2	3	4	5	
Longest rally (strokes)	15	22	13			22
Average rally	7	7	6			7

### Game Progress

1	de OLIVEIRA Joyce (BRA)	0	1	*2	3	4	4	*4	4	5	6	*7	7	8	8	*8	8	9	10	11		
	ELELIMAT Faten (JOR)	*0	0	0	0	*0	1	2	3	*3	3	3	4	*4	5	6	7	*7	7	7		
2	de OLIVEIRA Joyce (BRA)	*0	1	1	2	*2	3	4	5	*5	6	7	7	*8	9	10	10	*10	10	10	10	11
	ELELIMAT Faten (JOR)	0	0	*1	1	2	2	*2	2	3	3	*3	4	4	4	*4	5	6	7	*8	9	9
3	de OLIVEIRA Joyce (BRA)	0	1	*2	3	3	4	*5	5	5	6	*7	8	8	8	*8	8	9	10	11		
	ELELIMAT Faten (JOR)	*0	0	0	0	*1	1	1	2	*3	3	3	3	*4	5	6	7	*7	7	7		

### Note:

The "Greatest deficit overcome" only applies when the player ends up winning the game.

### Legend:

\* Server

No. Number



## Match Results 試合結果

**MATIC Nada (SRB) 3-0 di TORO Lisa Daniela (AUS)**

Game Summary		Match	Game 1	Game 2	Game 3	Game 4	Game 5
MATIC Nada	SRB	3	11	11	11		
di TORO Lisa Daniela	AUS	0	5	8	7		
Duration:		21min	5min	7min	7min		

Match No.: 15 Table: 6

Umpires: PICHARDO Luz (DOM) BENCSIK Imre (HUN)

Player Statistics	MATIC Nada (SRB)					Match	di TORO Lisa Daniela (AUS)					Match	
	Game						Match	Game					
	1	2	3	4	5			1	2	3	4		5
Points won	11	11	11			33	5	8	7			20	
Biggest lead	6	5	4			6	-	-	-			-	
Points won on own serve	5	4	7			16	2	3	4			9	
Points lost on own serve	3	5	3			11	6	7	4			17	
Most consecutive points won	5	4	4			5	1	3	4			4	
Greatest deficit overcome	-	-	-			-	-	-	-			-	
Handedness/Grip						/						/	

Game/Match Statistics	Game					Match
	1	2	3	4	5	
Longest rally (strokes)	7	7	8			8
Average rally	4	4	4			4

### Game Progress

1	MATIC Nada (SRB)	*0	1	1	2	*3	3	4	5	*6	7	8	8	*9	9	10	10	11			
	di TORO Lisa Daniela (AUS)	0	0	*1	1	1	2	*2	2	2	2	*2	3	3	4	*4	5	5			
2	MATIC Nada (SRB)	0	1	*2	2	3	4	*5	6	6	6	*7	7	7	7	*8	8	9	9	*10	11
	di TORO Lisa Daniela (AUS)	*0	0	0	1	*1	1	1	1	*2	3	3	4	*5	6	6	7	*7	8	8	8
3	MATIC Nada (SRB)	*0	1	2	3	*4	4	5	5	*5	6	7	7	*7	7	7	8	*9	10	11	
	di TORO Lisa Daniela (AUS)	0	0	*0	0	0	1	*1	2	3	3	*3	4	5	6	*7	7	7	7	7	

### Note:

The "Greatest deficit overcome" only applies when the player ends up winning the game.

### Legend:

\* Server

No. Number



## Match Results 試合結果

JAION Wijittra (THA) 2-3 MATIC Nada (SRB)

Game Summary		Match	Game 1	Game 2	Game 3	Game 4	Game 5
JAION Wijittra	THA	2	11	5	7	11	9
MATIC Nada	SRB	3	6	11	11	3	11
Duration:		38min	6min	6min	6min	5min	9min

Match No.: 23 Table: 5

Umpires: CHOI Chang Seong (KOR) SAMAL Jiban Ballav (IND)

Player Statistics	JAION Wijittra (THA)						MATIC Nada (SRB)					
	Game					Match	Game					Match
	1	2	3	4	5		1	2	3	4	5	
Points won	11	5	7	11	9	43	6	11	11	3	11	42
Biggest lead	5	2	2	8	1	8	1	6	4	-	5	6
Points won on own serve	5	3	4	6	4	22	3	6	7	1	5	22
Points lost on own serve	3	5	4	2	6	20	6	2	3	5	5	21
Most consecutive points won	3	2	2	6	3	6	1	4	4	1	4	4
Greatest deficit overcome	1	-	-	-	-	1	-	2	2	-	1	2
Handedness/Grip	/						/					

Game/Match Statistics	Game					Match
	1	2	3	4	5	
Longest rally (strokes)	16	15	12	11	14	16
Average rally	6	6	5	5	6	6

### Game Progress

1	JAION Wijittra (THA)	0	0	*1	1	2	2	*3	4	5	5	*6	7	7	8	*9	10	10	11			
	MATIC Nada (SRB)	*0	1	1	2	*2	3	3	3	*3	4	4	4	*5	5	5	5	*6	6			
2	JAION Wijittra (THA)	*0	1	2	2	*2	2	2	3	*3	3	3	3	*4	5	5	5	5	5			
	MATIC Nada (SRB)	0	0	*0	1	2	3	*4	4	5	6	*7	8	8	8	*9	10	11				
3	JAION Wijittra (THA)	0	1	*2	2	3	3	*4	4	4	4	*4	5	6	6	*6	6	7	7	7		
	MATIC Nada (SRB)	*0	0	0	1	*1	2	2	3	*4	5	6	6	*6	7	8	9	*9	10	11		
4	JAION Wijittra (THA)	*0	1	2	2	*3	4	5	6	*7	8	8	9	*10	10	11						
	MATIC Nada (SRB)	0	0	*0	1	1	1	*1	1	1	1	*2	2	2	3	3						
5	JAION Wijittra (THA)	0	1	*1	2	2	*2	2	3	3	*3	3	4	5	*6	6	7	8	*9	9	9	
	MATIC Nada (SRB)	*0	0	1	1	*2	3	4	5	*5	6	7	8	*8	8	8	9	*9	9	9	10	11

### Note:

The "Greatest deficit overcome" only applies when the player ends up winning the game.

### Legend:

\* Server No. Number



## Match Results

試合結果

**PATEL Bhavinaben Hasmukhbhai (IND) 3-0 de OLIVEIRA Joyce (BRA)**

Game Summary		Match	Game 1	Game 2	Game 3	Game 4	Game 5
PATEL Bhavinaben Hasmukhbhai	IND	3	12	13	11		
de OLIVEIRA Joyce	BRA	0	10	11	6		
Duration:		23min	7min	9min	6min		

Match No.: 20 Table: 6

Umpires: BYSTRICAN Marian (SVK) FUKUDA Tomoko (JPN)

Player Statistics	PATEL Bhavinaben Hasmukhbhai (IND)					Match	de OLIVEIRA Joyce (BRA)					Match	
	Game						Match	Game					
	1	2	3	4	5			1	2	3	4		5
Points won	12	13	11			36	10	11	6			27	
Biggest lead	2	2	5			5	2	3	3			3	
Points won on own serve	7	6	6			19	6	5	3			14	
Points lost on own serve	4	6	3			13	5	7	5			17	
Most consecutive points won	3	4	7			7	3	3	3			3	
Greatest deficit overcome	2	3	3			3	-	-	-			-	
Handedness/Grip						/						/	

Game/Match Statistics	Game					Match
	1	2	3	4	5	
Longest rally (strokes)	22	17	14			22
Average rally	6	6	6			6

### Game Progress

1	PATEL Bhavinaben Hasmukhbhai (IND)	*0	1	1	1	*1	2	2	3	*4	4	4	5	*5	6	7	7	*7	8	9	9	*10	11	12		
	de OLIVEIRA Joyce (BRA)	0	0	*1	2	3	3	*4	4	4	5	*6	6	7	7	*7	8	9	9	*9	10	10	*10	10		
2	PATEL Bhavinaben Hasmukhbhai (IND)	0	1	*2	2	2	3	*3	4	4	4	*4	5	5	6	*6	6	7	7	*8	9	10	*11	11	*12	13
	de OLIVEIRA Joyce (BRA)	*0	0	0	1	*2	2	3	3	*4	5	6	6	*7	7	8	9	*9	10	10	10	*10	10	*11	11	11
3	PATEL Bhavinaben Hasmukhbhai (IND)	*0	0	0	0	*1	2	3	4	*5	6	7	7	*7	8	8	9	*10	11							
	de OLIVEIRA Joyce (BRA)	0	1	*2	3	3	3	*3	3	3	3	*3	4	5	5	*6	6	6	6							

### Note:

The "Greatest deficit overcome" only applies when the player ends up winning the game.

### Legend:

\* Server

No. Number



## Match Results 試合結果

ZHOU Ying (CHN) 3-1 MATIC Nada (SRB)

Game Summary		Match	Game 1	Game 2	Game 3	Game 4	Game 5
ZHOU Ying	CHN	3	11	11	8	11	
MATIC Nada	SRB	1	4	7	11	9	
Duration:		28min	5min	6min	7min	8min	

Match No.: 24 Table: 8

Umpires: NG Tsz Kin (HKG) SHIBATA Keiko (JPN)

Player Statistics	ZHOU Ying (CHN)					Match	MATIC Nada (SRB)					Match
	Game						Game					
	1	2	3	4	5		1	2	3	4	5	
Points won	11	11	8	11		41	4	7	11	9		31
Biggest lead	7	4	-	2		7	-	3	4	3		4
Points won on own serve	4	7	5	6		22	1	4	7	5		17
Points lost on own serve	3	3	4	4		14	7	4	3	5		19
Most consecutive points won	6	7	3	5		7	2	3	4	2		4
Greatest deficit overcome	-	3	-	3		3	-	-	-	-		-
Handedness/Grip	/						/					

Game/Match Statistics	Game					Match
	1	2	3	4	5	
Longest rally (strokes)	9	13	18	20		20
Average rally	5	5	5	7		5

### Game Progress

1	ZHOU Ying (CHN)	0	1	*2	2	2	3	*4	5	5	5	*6	7	8	9	*10	11					
	MATIC Nada (SRB)	*0	0	0	1	*2	2	2	2	*3	4	4	4	*4	4	4	4					
2	ZHOU Ying (CHN)	*0	0	0	0	*1	2	3	4	*5	6	7	7	*7	8	9	9	*10	10	11		
	MATIC Nada (SRB)	0	1	*2	3	3	3	*3	3	3	3	*3	4	5	5	*5	6	6	7	7		
3	ZHOU Ying (CHN)	0	0	*0	1	2	2	*2	2	2	3	*3	4	4	5	*5	6	7	8	*8	8	
	MATIC Nada (SRB)	*0	1	2	2	*2	3	4	5	*6	6	7	7	*8	8	9	9	*9	9	10	11	
4	ZHOU Ying (CHN)	*0	0	1	1	*1	2	2	3	*3	3	4	4	*5	5	6	6	*7	8	9	10	11
	MATIC Nada (SRB)	0	1	*1	2	3	3	*4	4	5	6	*6	7	7	8	*8	9	9	9	*9	9	9

### Note:

The "Greatest deficit overcome" only applies when the player ends up winning the game.

### Legend:

\* Server

No. Number



## Match Results 試合結果

LU Pi Chun (TPE) 1-3 GU Xiaodan (CHN)

Game Summary		Match	Game 1	Game 2	Game 3	Game 4	Game 5
LU Pi Chun	TPE	1	12	7	7	2	
GU Xiaodan	CHN	3	10	11	11	11	
Duration:		26min	6min	6min	7min	5min	

Match No.: 25 Table: 7

Umpires: ALIOTTA Esther (USA) IOKI Setsuko (JPN)

Player Statistics	LU Pi Chun (TPE)					Match	GU Xiaodan (CHN)					Match
	Game						Game					
	1	2	3	4	5		1	2	3	4	5	
Points won	12	7	7	2		28	10	11	11	11		43
Biggest lead	2	4	1	-		4	2	4	4	9		9
Points won on own serve	8	5	5	1		19	7	6	8	5		26
Points lost on own serve	3	5	3	6		17	4	2	2	1		9
Most consecutive points won	3	3	2	1		3	2	6	3	5		6
Greatest deficit overcome	2	-	-	-		2	-	4	1	-		4
Handedness/Grip	/						/					

Game/Match Statistics	Game				Match
	1	2	3	4	
Longest rally (strokes)	12	16	15	8	16
Average rally	4	4	5	4	4

### Game Progress

1	LU Pi Chun (TPE)	0	0	*0	1	2	2	*3	4	5	5	*5	6	7	7	*8	8	9	9	*10	10	10	*11	12
	GU Xiaodan (CHN)	*0	1	2	2	*2	3	3	3	*3	4	5	5	*5	6	6	7	*7	8	8	9	*10	10	10
2	LU Pi Chun (TPE)	*0	1	2	3	*3	4	5	5	*5	6	6	6	*7	7	7	7	*7	7	7				
	GU Xiaodan (CHN)	0	0	*0	0	1	1	*1	2	3	3	*4	5	5	6	*7	8	9	10	11				
3	LU Pi Chun (TPE)	0	0	*1	2	2	2	*3	4	4	4	*4	5	5	5	*5	6	7	7	7				
	GU Xiaodan (CHN)	*0	1	1	1	*2	3	3	3	*4	5	6	6	*7	8	9	9	*9	10	11				
4	LU Pi Chun (TPE)	*0	0	0	0	*1	1	1	1	*1	1	2	2	*2	2									
	GU Xiaodan (CHN)	0	1	*2	3	3	4	*5	6	7	8	*8	9	10	11									

**Note:**  
The "Greatest deficit overcome" only applies when the player ends up winning the game.

**Legend:**  
\* Server No. Number



## Match Results

試合結果

ZHANG Miao (CHN) 3-1 MIKOLASCHEK Sandra (GER)

Game Summary		Match	Game 1	Game 2	Game 3	Game 4	Game 5
ZHANG Miao	CHN	3	11	11	5	11	
MIKOLASCHEK Sandra	GER	1	2	8	11	9	
Duration:		28min	4min	7min	5min	8min	

Match No.: 26 Table: 6

Umpires: BENCSIK Imre (HUN) DZIOBA Grzegorz (CAN)

Player Statistics	ZHANG Miao (CHN)					Match	MIKOLASCHEK Sandra (GER)					Match
	Game						Game					
	1	2	3	4	5		1	2	3	4	5	
Points won	11	11	5	11		38	2	8	11	9		30
Biggest lead	9	3	1	3		9	1	2	6	2		6
Points won on own serve	6	6	2	6		20	1	5	5	5		16
Points lost on own serve	1	3	6	4		14	5	5	3	5		18
Most consecutive points won	6	4	2	4		6	1	2	5	2		5
Greatest deficit overcome	1	2	-	2		2	-	-	1	-		1
Handedness/Grip						/						/

Game/Match Statistics	Game					Match
	1	2	3	4	5	
Longest rally (strokes)	6	11	7	11		11
Average rally	3	4	3	5		4

### Game Progress

1	ZHANG Miao (CHN)	*0	0	1	2	*3	4	5	5	*6	7	8	9	*10	11							
	MIKOLASCHEK Sandra (GER)	0	1	*1	1	1	1	*1	2	2	2	*2	2	2	2							
2	ZHANG Miao (CHN)	0	0	*0	1	1	2	*3	4	4	4	*5	6	6	6	*7	8	9	10	*10	11	
	MIKOLASCHEK Sandra (GER)	*0	1	2	2	*3	3	3	3	*4	5	5	5	*6	7	7	7	*7	7	8	8	
3	ZHANG Miao (CHN)	*0	0	1	2	*2	2	3	3	*3	3	3	3	*4	4	4	5	5				
	MIKOLASCHEK Sandra (GER)	0	1	*1	1	2	3	*3	4	5	6	*7	8	8	9	*10	10	11				
4	ZHANG Miao (CHN)	0	0	*1	1	2	2	*2	3	3	4	*5	6	7	7	*8	9	9	10	*10	10	11
	MIKOLASCHEK Sandra (GER)	*0	1	1	2	*2	3	4	4	*5	5	5	5	*5	6	6	6	*7	7	8	9	9

### Note:

The "Greatest deficit overcome" only applies when the player ends up winning the game.

### Legend:

\* Server

No. Number





## Match Results

試合結果

**PATEL Bhavinaben Hasmukhbhai (IND) 3-0 PERIC RANKOVIC Borislava (SRB)**

Game Summary		Match	Game 1	Game 2	Game 3	Game 4	Game 5
PATEL Bhavinaben Hasmukhbhai	IND	3	11	11	11		
PERIC RANKOVIC Borislava	SRB	0	5	6	7		
Duration:		18min	5min	6min	6min		

Match No.: 27 Table: 5

Umpires: PICHARDO Luz (DOM) BOGREN Ingrid (SWE)

Player Statistics	PATEL Bhavinaben Hasmukhbhai (IND)					Match	PERIC RANKOVIC Borislava (SRB)					Match	
	Game						Match	Game					
	1	2	3	4	5			1	2	3	4		5
Points won	11	11	11			33	5	6	7			18	
Biggest lead	6	5	4			6	-	1	-			1	
Points won on own serve	6	4	5			15	3	2	2			7	
Points lost on own serve	2	4	5			11	5	7	6			18	
Most consecutive points won	6	3	3			6	2	1	2			2	
Greatest deficit overcome	-	1	-			1	-	-	-			-	
Handedness/Grip						/						/	

Game/Match Statistics	Game					Match
	1	2	3	4	5	
Longest rally (strokes)	16	15	6			16
Average rally	5	5	4			4

### Game Progress

1	PATEL Bhavinaben Hasmukhbhai (IND)	*0	1	2	2	*2	3	3	4	*5	6	7	8	*9	9	10	10	11		
	PERIC RANKOVIC Borislava (SRB)	0	0	*0	1	2	2	*3	3	3	3	*3	3	3	4	*4	5	5		
2	PATEL Bhavinaben Hasmukhbhai (IND)	0	0	*1	2	2	3	*4	5	5	6	*6	7	7	8	*9	10	10	11	
	PERIC RANKOVIC Borislava (SRB)	*0	1	1	1	*2	2	2	2	*3	3	4	4	*5	5	5	5	*6	6	
3	PATEL Bhavinaben Hasmukhbhai (IND)	*0	1	1	2	*3	3	4	4	*4	5	5	6	*7	8	8	9	*10	10	11
	PERIC RANKOVIC Borislava (SRB)	0	0	*1	1	1	2	*2	3	4	4	*5	5	5	5	*6	6	6	7	7

### Note:

The "Greatest deficit overcome" only applies when the player ends up winning the game.

### Legend:

\* Server

No. Number



## Match Results

試合結果

ZHOU Ying (CHN) 3-0 GU Xiaodan (CHN)

Game Summary		Match	Game 1	Game 2	Game 3	Game 4	Game 5
ZHOU Ying	CHN	3	11	11	11		
GU Xiaodan	CHN	0	4	3	6		
Duration:		16min	5min	5min	6min		

Match No.: 28 Table: 5

Umpires: SAMAL Jiban Ballav (IND) SHIBATA Keiko (JPN)

Player Statistics	ZHOU Ying (CHN)					Match	GU Xiaodan (CHN)					Match
	Game						Game					
	1	2	3	4	5		1	2	3	4	5	
Points won	11	11	11			33	4	3	6			13
Biggest lead	7	8	5			8	-	-	-			-
Points won on own serve	6	5	5			16	2	2	2			6
Points lost on own serve	2	1	4			7	5	6	6			17
Most consecutive points won	4	4	4			4	1	1	2			2
Greatest deficit overcome	-	-	-			-	-	-	-			-
Handedness/Grip						/						/

Game/Match Statistics	Game					Match
	1	2	3	4	5	
Longest rally (strokes)	19	22	17			22
Average rally	7	7	8			7

### Game Progress

1	ZHOU Ying (CHN)	*0	1	2	3	*3	4	4	5	*5	6	7	8	*9	9	10	11		
	GU Xiaodan (CHN)	0	0	*0	0	1	1	*2	2	3	3	*3	3	3	4	*4	4		
2	ZHOU Ying (CHN)	0	1	*2	2	3	3	*4	5	6	7	*7	8	9	10	11			
	GU Xiaodan (CHN)	*0	0	0	1	*1	2	2	2	*2	2	3	3	*3	3	3			
3	ZHOU Ying (CHN)	*0	1	1	2	*3	3	3	4	*4	5	6	7	*8	8	9	10	*10	11
	GU Xiaodan (CHN)	0	0	*1	1	1	2	*3	3	4	4	*4	4	4	5	*5	5	6	6

### Note:

The "Greatest deficit overcome" only applies when the player ends up winning the game.

### Legend:

\* Server

No. Number



## Match Results 試合結果

ZHANG Miao (CHN) 2-3 PATEL Bhavinaben Hasmukhbhai (IND)

Game Summary		Match	Game 1	Game 2	Game 3	Game 4	Game 5
ZHANG Miao	CHN	2	11	7	4	11	8
PATEL Bhavinaben Hasmukhbhai	IND	3	7	11	11	9	11
Duration:		34min	5min	5min	4min	7min	9min

Match No.: 29 Table: 6

Umpires: OH Yong Seng (SGP) GRIAZNOVA Liudmila (RUS)

Player Statistics	ZHANG Miao (CHN)						Match	PATEL Bhavinaben Hasmukhbhai (IND)						Match
	Game					Match		Game					Match	
	1	2	3	4	5			1	2	3	4	5		
Points won	11	7	4	11	8	41	7	11	11	9	11	49		
Biggest lead	5	1	-	2	-	5	1	4	8	1	5	8		
Points won on own serve	7	3	3	6	4	23	4	6	6	5	5	26		
Points lost on own serve	3	5	5	4	6	23	4	4	1	5	4	18		
Most consecutive points won	6	2	2	3	3	6	2	5	5	2	5	5		
Greatest deficit overcome	1	-	-	1	-	1	-	1	-	-	-	1		
Handedness/Grip	/							/						

Game/Match Statistics	Game					Match
	1	2	3	4	5	
Longest rally (strokes)	11	10	14	19	24	24
Average rally	5	6	6	8	9	7

### Game Progress

1	ZHANG Miao (CHN)	*0	1	2	2	*2	3	3	4	*4	4	5	6	*7	8	9	10	*10	10	11		
	PATEL Bhavinaben Hasmukhbhai (IND)	0	0	*0	1	2	2	*3	3	4	5	*5	5	5	5	*5	5	6	7	7		
2	ZHANG Miao (CHN)	0	1	*1	2	2	2	*3	4	4	5	*5	6	6	6	*6	6	6	7	7		
	PATEL Bhavinaben Hasmukhbhai (IND)	*0	0	1	1	*2	3	3	3	*4	4	5	5	*6	7	8	9	*10	10	11		
3	ZHANG Miao (CHN)	*0	0	0	0	*0	0	1	1	*2	2	2	2	*2	3	4	4					
	PATEL Bhavinaben Hasmukhbhai (IND)	0	1	*2	3	4	5	*5	6	6	7	*8	9	10	10	*10	11					
4	ZHANG Miao (CHN)	0	1	*1	2	2	2	*3	4	4	4	*5	6	6	6	*7	7	8	8	*9	10	11
	PATEL Bhavinaben Hasmukhbhai (IND)	*0	0	1	1	*2	3	3	3	*4	5	5	5	*6	7	7	8	*8	9	9	9	9
5	ZHANG Miao (CHN)	*0	0	0	0	*0	0	1	1	*2	3	3	3	*4	5	5	6	*7	8	8	8	
	PATEL Bhavinaben Hasmukhbhai (IND)	0	1	*2	3	4	5	*5	6	6	6	*7	8	8	8	*9	9	9	9	*10	11	

### Note:

The "Greatest deficit overcome" only applies when the player ends up winning the game.

### Legend:

\* Server

No. Number



## Match Results

試合結果

ZHOU Ying (CHN) 3-0 PATEL Bhavinaben Hasmukhbhai (IND)

Game Summary		Match	Game 1	Game 2	Game 3	Game 4	Game 5
ZHOU Ying	CHN	3	11	11	11		
PATEL Bhavinaben Hasmukhbhai	IND	0	7	5	6		
Duration:		19min	6min	5min	6min		

Match No.: 30 Table: 6

Umpires: HIGASHIJIMA Masae (JPN) KONNO Kazuko (JPN)

Player Statistics	ZHOU Ying (CHN)					Match	PATEL Bhavinaben Hasmukhbhai (IND)					Match
	Game						Game					
	1	2	3	4	5		1	2	3	4	5	
Points won	11	11	11			33	7	5	6			18
Biggest lead	4	6	5			6	1	-	-			1
Points won on own serve	6	7	6			19	3	4	3			10
Points lost on own serve	4	1	3			8	5	4	5			14
Most consecutive points won	3	6	4			6	2	3	2			3
Greatest deficit overcome	1	-	-			1	-	-	-			-
Handedness/Grip						/						/

Game/Match Statistics	Game					Match
	1	2	3	4	5	
Longest rally (strokes)	11	8	11			11
Average rally	5	5	6			5

### Game Progress

1	ZHOU Ying (CHN)	*0	1	1	1	*2	2	3	4	*5	5	6	7	*7	8	8	8	*9	10	11
	PATEL Bhavinaben Hasmukhbhai (IND)	0	0	*1	2	2	3	*3	3	3	4	*4	4	5	5	*6	7	7	7	7
2	ZHOU Ying (CHN)	0	1	*1	2	3	4	*5	6	7	7	*7	7	8	9	*9	10	11		
	PATEL Bhavinaben Hasmukhbhai (IND)	*0	0	1	1	*1	1	1	1	*1	2	3	4	*4	4	5	5	5		
3	ZHOU Ying (CHN)	*0	1	2	2	*3	3	4	4	*4	5	5	6	*7	7	8	9	*10	11	
	PATEL Bhavinaben Hasmukhbhai (IND)	0	0	*0	1	1	2	*2	3	4	4	*5	5	5	6	*6	6	6	6	

### Note:

The "Greatest deficit overcome" only applies when the player ends up winning the game.

### Legend:

\* Server

No. Number



## Player Statistics

プレーヤーの統計

As of SUN 29 AUG 2021

Players	NPC Code	Matches				Games				Match Duration	
		Played	Won	Lost	%Won	Played	Won	Lost	%Won	All	Average
BAILEY Susan	GBR	2	0	2	0%	7	1	6	14%	47min	24min
		Points Won				Points Lost					
		Total	Own Serve:	27	Most Consecutive:	5	Total	Own Serve:	34	Most Consecutive:	6
		53	Opp. Serve:	26	GDO:	0	72	Opp. Serve:	38	GLL:	4
de OLIVEIRA Joyce	BRA	3	1	2	33%	9	3	6	33%	53min	18min
		Points Won				Points Lost					
		Total	Own Serve:	37	Most Consecutive:	4	Total	Own Serve:	43	Most Consecutive:	7
		72	Opp. Serve:	35	GDO:	0	92	Opp. Serve:	49	GLL:	3
di TORO Lisa Daniela	AUS	2	0	2	0%	6	0	6	0%	44min	22min
		Points Won				Points Lost					
		Total	Own Serve:	21	Most Consecutive:	5	Total	Own Serve:	33	Most Consecutive:	5
		41	Opp. Serve:	20	GDO:	0	68	Opp. Serve:	35	GLL:	3
ELELIMAT Faten	JOR	2	0	2	0%	6	0	6	0%	28min	14min
		Points Won				Points Lost					
		Total	Own Serve:	16	Most Consecutive:	5	Total	Own Serve:	37	Most Consecutive:	9
		35	Opp. Serve:	19	GDO:	0	66	Opp. Serve:	29	GLL:	3
GU Xiaodan	CHN	4	3	1	75%	13	9	4	69%	1h8min	17min
		Points Won				Points Lost					
		Total	Own Serve:	64	Most Consecutive:	9	Total	Own Serve:	38	Most Consecutive:	4
		122	Opp. Serve:	58	GDO:	4	85	Opp. Serve:	47	GLL:	2
JAION Wijittra	THA	3	1	2	33%	13	7	6	54%	1h45min	35min
		Points Won				Points Lost					
		Total	Own Serve:	68	Most Consecutive:	6	Total	Own Serve:	50	Most Consecutive:	6
		124	Opp. Serve:	56	GDO:	3	113	Opp. Serve:	63	GLL:	6
LU Pi Chun	TPE	3	1	2	33%	11	4	7	36%	1h12min	24min
		Points Won				Points Lost					
		Total	Own Serve:	49	Most Consecutive:	6	Total	Own Serve:	48	Most Consecutive:	6
		85	Opp. Serve:	36	GDO:	4	111	Opp. Serve:	63	GLL:	4



## Player Statistics

プレーヤーの統計

As of SUN 29 AUG 2021

Players	NPC Code	Matches				Games				Match Duration		
		Played	Won	Lost	%Won	Played	Won	Lost	%Won	All	Average	
MATIC Nada	SRB	4	2	2	50%	15	7	8	47%	1h51min	28min	
		Points Won				Points Lost						
		Total	Own Serve: 68			Most Consecutive: 5		Total	Own Serve: 67			Most Consecutive: 7
		130	Opp. Serve: 62			GDO: 2		138	Opp. Serve: 71			GLL: 4
MIKOLASCHEK Sandra	GER	Matches				Games				Match Duration		
		Played	Won	Lost	%Won	Played	Won	Lost	%Won	All	Average	
		3	2	1	67%	10	7	3	70%	1h15min	25min	
		Points Won				Points Lost						
Total	Own Serve: 53			Most Consecutive: 6		Total	Own Serve: 38			Most Consecutive: 6		
99	Opp. Serve: 46			GDO: 4		83	Opp. Serve: 45			GLL: 2		
PATEL BH	IND	Matches				Games				Match Duration		
		Played	Won	Lost	%Won	Played	Won	Lost	%Won	All	Average	
		6	4	2	67%	21	12	9	57%	2h33min	26min	
		Points Won				Points Lost						
Total	Own Serve: 102			Most Consecutive: 7		Total	Own Serve: 97			Most Consecutive: 8		
200	Opp. Serve: 98			GDO: 3		196	Opp. Serve: 99			GLL: 1		
PERIC RANKOVIC B	SRB	Matches				Games				Match Duration		
		Played	Won	Lost	%Won	Played	Won	Lost	%Won	All	Average	
		3	2	1	67%	9	6	3	67%	57min	19min	
		Points Won				Points Lost						
Total	Own Serve: 46			Most Consecutive: 6		Total	Own Serve: 33			Most Consecutive: 6		
84	Opp. Serve: 38			GDO: 4		69	Opp. Serve: 36			GLL: 1		
SHACKLETON Megan	GBR	Matches				Games				Match Duration		
		Played	Won	Lost	%Won	Played	Won	Lost	%Won	All	Average	
		2	0	2	0%	7	1	6	14%	1h6min	33min	
		Points Won				Points Lost						
Total	Own Serve: 30			Most Consecutive: 4		Total	Own Serve: 43			Most Consecutive: 5		
64	Opp. Serve: 34			GDO: 1		83	Opp. Serve: 40			GLL: 3		
VASILEVA Aleksandra	RPC	Matches				Games				Match Duration		
		Played	Won	Lost	%Won	Played	Won	Lost	%Won	All	Average	
		2	0	2	0%	6	0	6	0%	37min	19min	
		Points Won				Points Lost						
Total	Own Serve: 19			Most Consecutive: 4		Total	Own Serve: 29			Most Consecutive: 7		
31	Opp. Serve: 12			GDO: 0		66	Opp. Serve: 37			GLL: 3		
ZHANG Miao	CHN	Matches				Games				Match Duration		
		Played	Won	Lost	%Won	Played	Won	Lost	%Won	All	Average	
		4	3	1	75%	17	11	6	65%	2h4min	31min	
		Points Won				Points Lost						
Total	Own Serve: 89			Most Consecutive: 7		Total	Own Serve: 64			Most Consecutive: 5		
164	Opp. Serve: 75			GDO: 6		139	Opp. Serve: 75			GLL: 2		



## Player Statistics

プレイヤーの統計

As of SUN 29 AUG 2021

Players	NPC Code	Matches				Games				Match Duration	
		Played	Won	Lost	%Won	Played	Won	Lost	%Won	All	Average
ZHOU Ying	CHN	5	5	0	100%	16	15	1	94%	1h46min	21min
<b>Points Won</b>						<b>Points Lost</b>					
		Total	Own Serve:	89	Most Consecutive:	8	Total	Own Serve:	45	Most Consecutive:	4
		173	Opp. Serve:	84	GDO:	3	96	Opp. Serve:	51	GLL:	0

**Note:**  
The "Greatest deficit overcome" only applies when the player ends up winning the game and "Greatest lead lost" only when losing.

**Legend:**  
**GDO** Greatest deficit overcome    **GLL** Greatest lead lost    **Opp.** Opponent's



## Tournament Statistics

トーナメントの統計

As of SUN 29 AUG 2021

Statistics	Preliminaries	Round of 16	Quarterfinals	Semifinals	Finals	Total
<b>Matches</b>						
Total	15	2	4	2	1	24
Game Margin: 3:0	12 80%	1 50%	1 25%	1 50%	1 100%	16 67%
3:1	2 13%		3 75%			5 21%
3:2	1 7%	1 50%		1 50%		3 13%
Invalid Results Mark						
Duration: Total	5h43min	1h1min	1h40min	50min	19min	9h33min
Longest	46min	38min	28min	34min	19min	46min
Shortest	12min	23min	18min	16min	19min	12min
Average	23min	31min	25min	25min	19min	24min
<b>Games</b>						
Total	49	8	15	8	3	83
Point Margin: 11						
10						
9	2 4%		2 13%			4 5%
8	4 8%	1 13%		1 13%		6 7%
7	6 12%		1 7%	2 25%		9 11%
6	6 12%	1 13%	2 13%		1 33%	10 12%
5	7 14%	2 25%	1 7%	1 13%	1 33%	12 14%
4	8 16%	1 13%	4 27%	2 25%	1 33%	16 19%
3	3 6%		2 13%	1 13%		6 7%
2	13 27%	3 38%	3 20%	1 13%		20 24%
Invalid Results Mark						
Duration: Total	5h13min	54min	1h31min	46min	17min	8h41min
Longest	14min	9min	8min	9min	6min	14min
Shortest	3min	5min	4min	4min	5min	3min
Average	6min	7min	6min	6min	6min	6min
<b>Points</b>						
Total	880	148	262	136	51	1477
Per game	17.96	18.50	17.47	17.00	17.00	17.80
Most consecutive won	9	7	7	6	6	9
Greatest deficit overcome	6	3	4	1	1	6
Longest rally	26	22	20	24	11	26
Average rally	5	6	5	7	5	5

**Note:**

The "Greatest deficit overcome" only applies when the player ends up winning the game.





**Medallists**  
メダリスト

Medal	Name	NPC
GOLD	ZHOU Ying	CHN - People's Republic of China
SILVER	PATEL Bhavinaben Hasmukhbhai	IND - India
BRONZE	GU Xiaodan	CHN - People's Republic of China
	ZHANG Miao	CHN - People's Republic of China



## Entry List by Event

種目別エントリーリスト

As of SUN 22 AUG 2021

NPC	Name	Date of Birth	Qualification Pathway	World Ranking
CHI - Chile	LEONELLI Tamara	5 JUN 1997	CQ	8
CHN - People's Republic of China	PAN Jiamin	2 MAY 1997	QR	3
	ZHANG Bian	29 AUG 1986	CQ	1
EGY - Egypt	MAHMOUD Faiza Mahmoud	9 MAY 1976	CQ	7
ISR - Israel	TABIB Caroline	25 AUG 1996	QI	6
JOR - Jordan	ABU AWAD Khetam	8 OCT 1974	QR	2
KOR - Republic of Korea	JUNG Young A	20 JUL 1979	QR	4
SWE - Sweden	LUNDBACK Ingela	11 MAY 1975	CQ	5
THA - Thailand	SRINGAM Panwas	13 DEC 2001	QT	9

### Legend:

<b>CQ</b>	Continental Qualification	<b>QI</b>	Qualified by Invitation	<b>QR</b>	World Ranking
<b>QT</b>	Qualification Tournament				



Draw - Preliminary Round  
トーナメント表 - 予選ラウンド

GROUP A

Match	Day	Time	Table	Name	1	2	3	Pts	Rk
3-1	25 AUG	18:00	5	1 ZHANG Bian (CHN)		<b>3:1</b> 3,-5,4,3	<b>3:0</b> 5,9,3	4	1
2-1	26 AUG	13:00	8						
2-3	27 AUG	9:00	5	2 LUNDBACK Ingela (SWE)	<b>1:3</b> -3,5,-4,-3		<b>3:0</b> 5,6,3	3	2
				3 MAHMOUD Faiza Mahmoud (EGY)	<b>0:3</b> -5,-9,-3	<b>0:3</b> -5,-6,-3		2	3

GROUP B

Match	Day	Time	Table	Name	1	2	3	Pts	Rk
3-1	25 AUG	17:20	7	1 ABU AWAD Khetam (JOR)		<b>1:3</b> -11,5,-5,-8	<b>3:0</b> 9,7,9	3	1
2-1	26 AUG	13:00	7						
2-3	27 AUG	9:00	8	2 TABIB Caroline (ISR)	<b>3:1</b> 11,-5,5,8		<b>0:3</b> -9,-7,-9	3	3
				3 SRINGAM Panwas (THA)	<b>0:3</b> -9,-7,-9	<b>3:0</b> 9,7,9		3	2

GROUP C

Match	Day	Time	Table	Name	1	2	3	Pts	Rk
3-1	25 AUG	17:20	6	1 PAN Jiamin (CHN)		<b>2:3</b> -9,-8,7,9,-8	<b>3:0</b> 2,3,4	3	2
2-1	26 AUG	13:00	6						
2-3	27 AUG	9:00	6	2 JUNG Young A (KOR)	<b>3:2</b> 9,8,-7,-9,8		<b>3:0</b> 2,1,3	4	1
				3 LEONELLI Tamara (CHI)	<b>0:3</b> -2,-3,-4	<b>0:3</b> -2,-1,-3		2	3

Qualification rule:

First and Second from each group will qualify for the Quarterfinals.

Legend:

Pts Points Rk Rank



Draw - Final Rounds  
トーナメント表 - 最終ラウンド

QUALIFIED FROM GROUPS				
Group	Rk	Name	NPC	Match Points
A	1	ZHANG Bian	CHN	4
B	1	ABU AWAD Khetam	JOR	3
C	1	JUNG Young A	KOR	4
A	2	LUNDBACK Ingela	SWE	3
B	2	SRINGAM Panwas	THA	3
C	2	PAN Jiamin	CHN	3

Quarterfinals	NPC Code	Semifinals	NPC Code	Finals	NPC Code
ZHANG Bian	CHN	ZHANG Bian	CHN	ZHANG Bian	CHN
BYE				<b>3-0</b> (11:7, 11:7, 11:8)	
SRINGAM Panwas	THA	JUNG Young A	KOR		
JUNG Young A	KOR	<b>3-1</b> (10:12, 11:9, 11:5, 11:7)			
PAN Jiamin	CHN	PAN Jiamin	CHN		
LUNDBACK Ingela	SWE	<b>3-2</b> (11:7, 8:11, 11:7, 8:11, 12:10)			
BYE				<b>3-1</b> (11:7, 9:11, 11:7, 11:8)	
ABU AWAD Khetam	JOR	ABU AWAD Khetam	JOR		
					<b>GOLD</b>
				ZHANG Bian	CHN
				<b>3-2</b> (12:14, 5:11, 11:8, 13:11, 11:7)	
					<b>SILVER</b>
				PAN Jiamin	CHN
					<b>BRONZE</b>
				ABU AWAD Khetam	JOR
				JUNG Young A	KOR

Legend:  
Rk Rank



## Match Results 試合結果

MAHMOUD Faiza Mahmoud (EGY) **0-3** ZHANG Bian (CHN)

Game Summary		Match	Game 1	Game 2	Game 3	Game 4	Game 5
MAHMOUD Faiza Mahmoud	EGY	0	5	9	3		
ZHANG Bian	CHN	3	11	11	11		
Duration:		17min	4min	6min	5min		

Match No.: 3 Table: 5

Umpires: FUKUDA Tomoko (JPN) FOUCHARD Frederic (FRA)

Player Statistics	MAHMOUD Faiza Mahmoud (EGY)					Match	ZHANG Bian (CHN)					Match
	Game						Game					
	1	2	3	4	5		1	2	3	4	5	
Points won	5	9	3			17	11	11	11			33
Biggest lead	-	6	1			6	6	2	8			8
Points won on own serve	4	5	1			10	7	6	6			19
Points lost on own serve	4	5	5			14	1	4	2			7
Most consecutive points won	2	6	1			6	6	8	9			9
Greatest deficit overcome	-	-	-			-	-	6	1			6
Handedness/Grip	/						/					

Game/Match Statistics	Game					Match
	1	2	3	4	5	
Longest rally (strokes)	7	8	13			13
Average rally	3	4	5			4

### Game Progress

1	MAHMOUD Faiza Mahmoud (EGY)	0	0	*0	0	0	0	*0	1	2	2	*2	3	4	4	*5	5	5	ZHANG Bian (CHN)	*0	1	2	3	*4	5	6	6	*6	7	8	8	*8	9	9	10	11																													
2	MAHMOUD Faiza Mahmoud (EGY)	*0	1	1	2	*2	3	4	5	*6	7	8	8	*8	8	8	8	*8	8	8	9	9	9	9	9	9	9	9	9	9	9	9	ZHANG Bian (CHN)	0	0	*1	1	2	2	*2	2	2	2	*2	3	4	5	*6	7	8	9	*10	10	11	11	11	11	11	11	11	11	11	11		
3	MAHMOUD Faiza Mahmoud (EGY)	0	1	*1	2	2	3	*3	3	3	3	*3	3	3	3	3	3	3	3	3	3	3	3	3	3	3	3	3	3	3	3	3	ZHANG Bian (CHN)	*0	0	1	1	*2	2	3	4	*5	6	7	8	8	*9	10	11	11	11	11	11	11	11	11	11	11	11	11	11	11	11	11	11

**Note:**  
The "Greatest deficit overcome" only applies when the player ends up winning the game.

**Legend:**  
\* Server  
No. Number



## Match Results 試合結果

SRINGAM Panwas (THA) 0-3 ABU AWAD Khetam (JOR)

Game Summary		Match	Game 1	Game 2	Game 3	Game 4	Game 5
SRINGAM Panwas	THA	0	9	7	9		
ABU AWAD Khetam	JOR	3	11	11	11		
Duration:		19min	6min	5min	7min		

Match No.: 1 Table: 7

Umpires: IBA Yoko (JPN) BENCSIK Imre (HUN)

Player Statistics	SRINGAM Panwas (THA)					Match	ABU AWAD Khetam (JOR)					Match
	Game						Game					
	1	2	3	4	5		1	2	3	4	5	
Points won	9	7	9			25	11	11	11			33
Biggest lead	2	-	1			2	3	5	3			5
Points won on own serve	6	3	6			15	7	6	7			20
Points lost on own serve	4	5	4			13	3	4	3			10
Most consecutive points won	3	2	3			3	5	5	3			5
Greatest deficit overcome	-	-	-			-	2	-	1			2
Handedness/Grip	/						/					

Game/Match Statistics	Game					Match
	1	2	3	4	5	
Longest rally (strokes)	9	10	16			16
Average rally	4	4	5			4

### Game Progress

1	SRINGAM Panwas (THA)	*0	1	1	1	*2	3	4	4	*4	5	6	6	*6	6	6	6	*7	7	8	9	9
	ABU AWAD Khetam (JOR)	0	0	*1	2	2	*2	3	4	4	*4	5	6	7	*8	9	9	10	*10	10	11	
2	SRINGAM Panwas (THA)	0	0	*1	1	1	1	*1	1	2	3	*3	4	4	5	*5	5	6	7	7		
	ABU AWAD Khetam (JOR)	*0	1	1	2	*3	4	5	6	*6	6	7	7	*8	8	9	10	*10	10	11		
3	SRINGAM Panwas (THA)	*0	0	1	1	*1	2	2	2	*3	4	5	5	*6	7	7	8	*8	9	9	9	9
	ABU AWAD Khetam (JOR)	0	1	*1	2	3	3	*4	5	5	5	*5	6	6	6	*7	7	8	8	*9	10	11

### Note:

The "Greatest deficit overcome" only applies when the player ends up winning the game.

### Legend:

\* Server

No. Number



## Match Results 試合結果

LEONELLI Tamara (CHI) 0-3 PAN Jiamin (CHN)

Game Summary		Match	Game 1	Game 2	Game 3	Game 4	Game 5
LEONELLI Tamara	CHI	0	2	3	4		
PAN Jiamin	CHN	3	11	11	11		
Duration:		15min	5min	4min	5min		

Match No.: 2 Table: 6

Umpires: FUJIMOTO Shigeko (JPN) RASINEN Asko (FIN)

Player Statistics	LEONELLI Tamara (CHI)					Match	PAN Jiamin (CHN)					Match
	Game						Game					
	1	2	3	4	5		1	2	3	4	5	
Points won	2	3	4			9	11	11	11			33
Biggest lead	-	-	-			-	9	9	7			9
Points won on own serve	2	2	2			6	7	5	6			18
Points lost on own serve	4	6	5			15	0	1	2			3
Most consecutive points won	1	2	2			2	7	6	4			7
Greatest deficit overcome	-	-	-			-	-	-	-			-
Handedness/Grip	/						/					

Game/Match Statistics	Game					Match
	1	2	3	4	5	
Longest rally (strokes)	10	9	8			10
Average rally	4	4	3			4

### Game Progress

1	LEONELLI Tamara (CHI)	0	0	*0	0	0	0	*0	0	1	1	*1	2	2	2		
	PAN Jiamin (CHN)	*0	1	2	3	*4	5	6	7	*7	8	9	9	*10	11		
2	LEONELLI Tamara (CHI)	*0	0	0	0	*0	1	1	1	*1	1	1	1	*2	3	3	
	PAN Jiamin (CHN)	0	1	*2	3	4	4	*5	6	7	8	*9	10	10	10	11	
3	LEONELLI Tamara (CHI)	0	0	*1	1	1	1	*2	3	3	3	*3	4	4	4	*4	4
	PAN Jiamin (CHN)	*0	1	1	2	*3	4	4	4	*5	6	7	7	*8	9	10	11

### Note:

The "Greatest deficit overcome" only applies when the player ends up winning the game.

### Legend:

\* Server

No. Number



## Match Results 試合結果

LUNDBACK Ingela (SWE) 1-3 ZHANG Bian (CHN)

Game Summary		Match	Game 1	Game 2	Game 3	Game 4	Game 5
LUNDBACK Ingela	SWE	1	3	11	4	3	
ZHANG Bian	CHN	3	11	5	11	11	
Duration:		20min	4min	5min	4min	4min	

Match No.: 4 Table: 8

Umpires: FUJIMOTO Shigeko (JPN) SHIBATA Keiko (JPN)

Player Statistics	LUNDBACK Ingela (SWE)					Match	ZHANG Bian (CHN)					Match
	Game						Game					
	1	2	3	4	5		1	2	3	4	5	
Points won	3	11	4	3		21	11	5	11	11		38
Biggest lead	-	6	-	1		6	8	-	7	8		8
Points won on own serve	1	6	2	2		11	6	3	6	5		20
Points lost on own serve	5	2	5	6		18	2	5	2	1		10
Most consecutive points won	1	5	2	1		5	5	3	7	5		7
Greatest deficit overcome	-	-	-	-		-	-	-	-	1		1
Handedness/Grip	/						/					

Game/Match Statistics	Game					Match
	1	2	3	4	5	
Longest rally (strokes)	6	8	11	6		11
Average rally	3	4	5	3		4

### Game Progress

1	LUNDBACK Ingela (SWE)	0	0	*0	1	1	2	*2	2	2	3	*3	3	3	3	3		
	ZHANG Bian (CHN)	*0	1	2	2	*3	3	4	5	*6	6	7	8	*9	10	11		
2	LUNDBACK Ingela (SWE)	*0	1	2	2	*2	3	4	5	*6	6	6	6	*7	8	9	10	11
	ZHANG Bian (CHN)	0	0	*0	1	2	2	*2	2	2	3	*4	5	5	5	*5	5	5
3	LUNDBACK Ingela (SWE)	0	0	*0	0	0	0	*0	0	1	1	*2	2	3	4	*4	4	
	ZHANG Bian (CHN)	*0	1	2	3	*4	5	6	7	*7	8	8	9	*9	9	10	11	
4	LUNDBACK Ingela (SWE)	*0	1	1	1	*1	1	1	2	*2	2	3	3	*3	3	3		
	ZHANG Bian (CHN)	0	0	*1	2	3	4	*5	5	6	7	*7	8	9	10	11		

**Note:**  
The "Greatest deficit overcome" only applies when the player ends up winning the game.

**Legend:**  
\* Server  
No. Number





## Match Results

試合結果

**TABIB Caroline (ISR) 3-1 ABU AWAD Khetam (JOR)**

Game Summary		Match	Game 1	Game 2	Game 3	Game 4	Game 5
TABIB Caroline	ISR	3	13	5	11	11	
ABU AWAD Khetam	JOR	1	11	11	5	8	
Duration:		29min	8min	5min	6min	7min	

Match No.: 5 Table: 7

Umpires: IBA Yoko (JPN) HIGASHIJIMA Masae (JPN)

Player Statistics	TABIB Caroline (ISR)					Match	ABU AWAD Khetam (JOR)					Match	
	Game						Match	Game					
	1	2	3	4	5			1	2	3	4		5
Points won	13	5	11	11		40	11	11	5	8		35	
Biggest lead	2	-	6	4		6	2	6	3	-		6	
Points won on own serve	9	4	5	4		22	8	7	2	2		19	
Points lost on own serve	3	4	3	6		16	4	1	6	7		18	
Most consecutive points won	3	2	6	4		6	2	4	3	2		4	
Greatest deficit overcome	2	-	3	-		3	-	-	-	-		-	
Handedness/Grip						/						/	

Game/Match Statistics	Game					Match
	1	2	3	4	5	
Longest rally (strokes)	16	12	16	18		18
Average rally	5	6	7	6		6

### Game Progress

1	TABIB Caroline (ISR)	0	0	*0	1	2	3	*3	3	4	4	*5	6	7	7	*7	8	9	9	*9	10	10	*11	11	*12	13
	ABU AWAD Khetam (JOR)	*0	1	2	2	*2	2	3	4	*4	5	5	*5	6	7	7	*7	8	9	9	*10	10	*11	11	11	
2	TABIB Caroline (ISR)	*0	0	1	1	*1	2	3	3	*3	3	4	4	*5	5	5	5	5	5							
	ABU AWAD Khetam (JOR)	0	1	*1	2	3	3	*3	4	5	6	*6	7	7	8	*9	10	11								
3	TABIB Caroline (ISR)	0	0	*1	1	1	1	*2	3	4	5	*6	7	7	8	*9	10	11								
	ABU AWAD Khetam (JOR)	*0	1	1	2	*3	4	4	4	*4	4	4	*5	5	5	5	5									
4	TABIB Caroline (ISR)	*0	1	2	3	*4	4	4	5	*5	5	6	7	*7	8	8	9	*10	10	10	11					
	ABU AWAD Khetam (JOR)	0	0	*0	0	0	1	*2	2	3	4	*4	4	5	5	*6	6	6	7	*8	8					

### Note:

The "Greatest deficit overcome" only applies when the player ends up winning the game.

### Legend:

\* Server

No. Number



## Match Results 試合結果

**JUNG Young A (KOR) 3-2 PAN Jiamin (CHN)**

Game Summary		Match	Game 1	Game 2	Game 3	Game 4	Game 5
JUNG Young A	KOR	3	11	11	7	9	11
PAN Jiamin	CHN	2	9	8	11	11	8
Duration:		40min	7min	7min	6min	7min	8min

Match No.: 6 Table: 6

Umpires: FOUCHARD Frederic (FRA) FERREIRA Maria (BRA)

Player Statistics	JUNG Young A (KOR)						PAN Jiamin (CHN)					
	Game					Match	Game					Match
	1	2	3	4	5		1	2	3	4	5	
Points won	11	11	7	9	11	49	9	8	11	11	8	47
Biggest lead	3	4	-	2	4	4	2	1	6	4	2	6
Points won on own serve	8	6	4	6	7	31	7	4	7	7	6	31
Points lost on own serve	2	4	4	4	2	16	3	5	3	3	4	18
Most consecutive points won	4	3	3	3	5	5	3	5	3	4	2	5
Greatest deficit overcome	2	1	-	-	2	2	-	-	-	2	-	2
Handedness/Grip	/						/					

Game/Match Statistics	Game					Match
	1	2	3	4	5	
Longest rally (strokes)	7	8	7	12	10	12
Average rally	4	4	4	5	5	4

### Game Progress

1	JUNG Young A (KOR)	0	1	*1	2	2	2	*2	3	4	4	*4	5	6	6	*7	8	9	10	*10	10	11
	PAN Jiamin (CHN)	*0	0	1	1	*2	3	4	4	*4	5	6	6	*6	7	7	7	*7	7	8	9	9
2	JUNG Young A (KOR)	*0	1	2	3	*3	4	5	5	*5	5	5	5	*6	6	7	8	*9	9	10	11	
	PAN Jiamin (CHN)	0	0	*0	0	1	1	*1	2	3	4	*5	6	6	7	*7	7	7	8	*8	8	
3	JUNG Young A (KOR)	0	0	*0	0	1	1	*2	2	2	3	*3	3	4	4	*4	5	6	7	7		
	PAN Jiamin (CHN)	*0	1	2	3	*3	4	4	5	*6	6	7	8	*8	9	10	10	*10	10	11		
4	JUNG Young A (KOR)	*0	1	1	2	*3	3	3	3	*3	4	5	5	*5	6	6	6	*6	7	8	9	9
	PAN Jiamin (CHN)	0	0	*1	1	1	2	*3	4	5	5	*5	6	7	7	*8	9	10	10	*10	10	11
5	JUNG Young A (KOR)	0	1	*1	1	2	2	*2	3	4	4	*5	5	6	7	*8	9	10	10	*10	11	
	PAN Jiamin (CHN)	*0	0	1	2	*2	3	4	4	*4	5	5	6	*6	6	6	6	*6	7	8	8	

### Note:

The "Greatest deficit overcome" only applies when the player ends up winning the game.

### Legend:

\* Server

No. Number



## Match Results 試合結果

**LUNDBACK Ingela (SWE) 3-0 MAHMOUD Faiza Mahmoud (EGY)**

Game Summary		Match	Game 1	Game 2	Game 3	Game 4	Game 5
LUNDBACK Ingela	SWE	3	11	11	11		
MAHMOUD Faiza Mahmoud	EGY	0	5	6	3		
Duration:		16min	4min	4min	6min		

Match No.: 7 Table: 5

Umpires: RASINEN Asko (FIN) KHALILI MARANDI Pari (MAS)

Player Statistics	LUNDBACK Ingela (SWE)					Match	MAHMOUD Faiza Mahmoud (EGY)					Match
	Game						Game					
	1	2	3	4	5		1	2	3	4	5	
Points won	11	11	11			33	5	6	3			14
Biggest lead	6	5	8			8	-	-	-			-
Points won on own serve	5	5	6			16	2	3	1			6
Points lost on own serve	3	3	2			8	6	6	5			17
Most consecutive points won	5	4	5			5	2	3	1			3
Greatest deficit overcome	-	-	-			-	-	-	-			-
Handedness/Grip	/						/					

Game/Match Statistics	Game					Match
	1	2	3	4	5	
Longest rally (strokes)	11	8	13			13
Average rally	4	4	5			4

### Game Progress

1	LUNDBACK Ingela (SWE)	*0	1	1	2	*3	4	5	6	*6	7	7	7	*8	8	9	10	11	
	MAHMOUD Faiza Mahmoud (EGY)	0	0	*1	1	1	1	*1	1	2	2	*3	4	4	5	*5	5	5	
2	LUNDBACK Ingela (SWE)	0	1	*2	3	3	3	*3	4	4	5	*6	7	7	7	*8	9	10	11
	MAHMOUD Faiza Mahmoud (EGY)	*0	0	0	0	*1	2	3	3	*4	4	4	4	*5	6	6	6	*6	6
3	LUNDBACK Ingela (SWE)	*0	1	2	2	*3	3	4	5	*6	6	7	8	*9	10	11			
	MAHMOUD Faiza Mahmoud (EGY)	0	0	*0	1	1	2	*2	2	2	3	*3	3	3	3	3			

### Note:

The "Greatest deficit overcome" only applies when the player ends up winning the game.

### Legend:

\* Server

No. Number



## Match Results 試合結果

TABIB Caroline (ISR) 0-3 SRINGAM Panwas (THA)

Game Summary		Match	Game 1	Game 2	Game 3	Game 4	Game 5
TABIB Caroline	ISR	0	9	7	9		
SRINGAM Panwas	THA	3	11	11	11		
Duration:		20min	7min	6min	6min		

Match No.: 8 Table: 8

Umpires: YAMAGUCHI Yumi (JPN) IBA Yoko (JPN)

Player Statistics	TABIB Caroline (ISR)					Match	SRINGAM Panwas (THA)					Match
	Game						Game					
	1	2	3	4	5		1	2	3	4	5	
Points won	9	7	9			25	11	11	11			33
Biggest lead	5	2	-			5	2	4	4			4
Points won on own serve	5	3	5			13	6	4	6			16
Points lost on own serve	5	7	5			17	4	4	4			12
Most consecutive points won	4	4	4			4	7	4	4			7
Greatest deficit overcome	-	-	-			-	5	2	-			5
Handedness/Grip	/						/					

Game/Match Statistics	Game					Match
	1	2	3	4	5	
Longest rally (strokes)	12	23	17			23
Average rally	5	6	6			6

### Game Progress

1	TABIB Caroline (ISR)	0	1	*2	3	4	4	*4	5	6	6	*7	7	8	9	*9	9	9	*9	9	9	
	SRINGAM Panwas (THA)	*0	0	0	0	*0	1	2	2	*2	3	3	4	*4	4	5	6	*7	8	9	10	11
2	TABIB Caroline (ISR)	*0	0	0	1	*2	3	4	4	*4	4	4	5	*6	6	7	7	*7	7	7		
	SRINGAM Panwas (THA)	0	1	*2	2	2	2	*2	3	4	5	*6	6	6	7	*7	8	9	10	11		
3	TABIB Caroline (ISR)	0	0	*0	1	2	2	*2	2	2	3	*4	4	4	5	*6	7	8	8	*8	9	9
	SRINGAM Panwas (THA)	*0	1	2	2	*2	3	4	5	*6	6	6	7	*8	8	8	8	*8	9	10	10	11

**Note:**  
The "Greatest deficit overcome" only applies when the player ends up winning the game.

**Legend:**  
\* Server No. Number



## Match Results

試合結果

**JUNG Young A (KOR) 3-0 LEONELLI Tamara (CHI)**

Game Summary		Match	Game 1	Game 2	Game 3	Game 4	Game 5
JUNG Young A	KOR	3	11	11	11		
LEONELLI Tamara	CHI	0	2	1	3		
Duration:		13min	4min	3min	5min		

Match No.: 9 Table: 6

Umpires: BENCSIK Imre (HUN) DZIOBA Grzegorz (CAN)

Player Statistics	JUNG Young A (KOR)					Match	LEONELLI Tamara (CHI)					Match
	Game						Game					
	1	2	3	4	5		1	2	3	4	5	
Points won	11	11	11			33	2	1	3			6
Biggest lead	9	10	8			10	-	-	1			1
Points won on own serve	7	5	6			18	2	0	1			3
Points lost on own serve	0	1	2			3	4	6	5			15
Most consecutive points won	7	10	8			10	1	1	1			1
Greatest deficit overcome	-	-	1			1	-	-	-			-
Handedness/Grip	/						/					

Game/Match Statistics	Game					Match
	1	2	3	4	5	
Longest rally (strokes)	7	6	6			7
Average rally	4	4	4			4

### Game Progress

1	JUNG Young A (KOR)	*0	1	2	3	*3	4	5	6	*7	8	9	10	*10	11	
	LEONELLI Tamara (CHI)	0	0	*0	0	1	1	*1	1	1	1	*1	1	2	2	
2	JUNG Young A (KOR)	0	1	*2	3	4	5	*6	7	8	9	*10	10	11		
	LEONELLI Tamara (CHI)	*0	0	0	0	*0	0	0	0	*0	0	0	1	1		
3	JUNG Young A (KOR)	*0	0	1	1	*2	3	3	4	*5	6	7	8	*9	10	11
	LEONELLI Tamara (CHI)	0	1	*1	2	2	2	*3	3	3	3	*3	3	3	3	3

### Note:

The "Greatest deficit overcome" only applies when the player ends up winning the game.

### Legend:

\* Server

No. Number



## Match Results 試合結果

SRINGAM Panwas (THA) 1-3 JUNG Young A (KOR)

Game Summary		Match	Game 1	Game 2	Game 3	Game 4	Game 5
SRINGAM Panwas	THA	1	12	9	5	7	
JUNG Young A	KOR	3	10	11	11	11	
Duration:		30min	7min	7min	5min	6min	

Match No.: 13 Table: 5

Umpires: FERREIRA Maria (BRA) FUKUDA Tomoko (JPN)

Player Statistics	SRINGAM Panwas (THA)					Match	JUNG Young A (KOR)					Match
	Game						Game					
	1	2	3	4	5		1	2	3	4	5	
Points won	12	9	5	7		33	10	11	11	11		43
Biggest lead	4	-	2	-		4	-	4	6	5		6
Points won on own serve	7	6	4	3		20	6	7	7	6		26
Points lost on own serve	4	4	4	5		17	5	3	1	4		13
Most consecutive points won	4	3	2	3		4	3	3	4	4		4
Greatest deficit overcome	-	-	-	-		-	-	-	2	-		2
Handedness/Grip	/						/					

Game/Match Statistics	Game					Match
	1	2	3	4	5	
Longest rally (strokes)	8	10	11	6		11
Average rally	4	4	4	3		4

### Game Progress

1	SRINGAM Panwas (THA)	*0	1	2	3	*3	3	3	4	*5	6	7	7	*7	7	8	8	*8	9	9	10	*10	11	12
	JUNG Young A (KOR)	0	0	*0	0	1	2	*3	3	3	3	*3	4	5	6	*6	7	8	8	*9	9	10	*10	10
2	SRINGAM Panwas (THA)	0	0	*0	0	1	2	*2	2	3	3	*3	4	5	6	*6	6	7	7	*8	9	9		9
	JUNG Young A (KOR)	*0	1	2	3	*3	3	4	5	*5	6	7	7	*7	7	8	9	*9	10	10	10	10	11	
3	SRINGAM Panwas (THA)	*0	1	2	2	*2	2	2	3	*3	4	4	4	*4	5	5	5	5	5					
	JUNG Young A (KOR)	0	0	*0	1	2	3	*4	4	5	5	*6	7	8	8	*9	10	11						
4	SRINGAM Panwas (THA)	0	0	*0	1	1	1	*1	1	2	2	*3	3	4	5	*6	6	6	7	7				
	JUNG Young A (KOR)	*0	1	2	2	*3	4	5	6	*6	7	7	8	*8	8	8	9	*10	10	11				

### Note:

The "Greatest deficit overcome" only applies when the player ends up winning the game.

### Legend:

\* Server

No. Number



## Match Results 試合結果

PAN Jiamin (CHN) 3-2 LUNDBACK Ingela (SWE)

Game Summary		Match	Game 1	Game 2	Game 3	Game 4	Game 5
PAN Jiamin	CHN	3	11	8	11	8	12
LUNDBACK Ingela	SWE	2	7	11	7	11	10
Duration:		36min	5min	6min	6min	8min	7min

Match No.: 10 Table: 6

Umpires: GRIAZNOVA Liudmila (RUS) SELIG Gert (GER)

Player Statistics	PAN Jiamin (CHN)						LUNDBACK Ingela (SWE)					
	Game					Match	Game					Match
	1	2	3	4	5		1	2	3	4	5	
Points won	11	8	11	8	12	50	7	11	7	11	10	46
Biggest lead	4	2	4	2	2	4	-	3	4	3	4	4
Points won on own serve	7	5	6	3	8	29	4	7	3	5	7	26
Points lost on own serve	3	4	4	6	3	20	4	3	5	5	4	21
Most consecutive points won	3	2	5	3	5	5	3	4	4	4	6	6
Greatest deficit overcome	-	-	4	-	4	4	-	2	-	2	-	2
Handedness/Grip	/						/					

Game/Match Statistics	Game					Match
	1	2	3	4	5	
Longest rally (strokes)	16	19	13	29	21	29
Average rally	7	5	7	8	8	7

### Game Progress

1	PAN Jiamin (CHN)	*0	1	1	2	*3	4	4	4	*4	5	6	6	*7	7	8	8	*9	10	11				
	LUNDBACK Ingela (SWE)	0	0	*1	1	1	1	*2	3	4	4	*4	5	5	6	*6	7	7	7	7				
2	PAN Jiamin (CHN)	0	0	*1	2	2	3	*3	4	4	5	*5	6	7	7	*7	8	8	8	*8	8			
	LUNDBACK Ingela (SWE)	*0	1	1	1	*2	2	3	3	*4	4	5	5	*5	6	7	7	*8	9	10	11			
3	PAN Jiamin (CHN)	*0	1	1	1	*2	2	2	2	*2	3	4	5	*6	6	7	8	*9	10	11				
	LUNDBACK Ingela (SWE)	0	0	*1	2	2	3	*4	5	6	6	*6	6	6	7	*7	7	7	7	7				
4	PAN Jiamin (CHN)	0	0	*0	1	1	2	*3	4	4	5	*6	6	6	6	*6	7	7	8	*8	8			
	LUNDBACK Ingela (SWE)	*0	1	2	2	*3	3	3	3	*4	4	4	5	*6	7	8	8	*9	9	10	11			
5	PAN Jiamin (CHN)	*0	1	2	2	*2	3	4	4	*4	4	4	4	*4	5	5	6	*7	8	9	10	*10	11	12
	LUNDBACK Ingela (SWE)	0	0	*0	1	2	2	*2	3	4	5	*6	7	8	8	*9	9	9	9	*9	9	10	*10	10

### Note:

The "Greatest deficit overcome" only applies when the player ends up winning the game.

### Legend:

\* Server

No. Number



## Match Results

試合結果

ZHANG Bian (CHN) 3-0 JUNG Young A (KOR)

Game Summary		Match	Game 1	Game 2	Game 3	Game 4	Game 5
ZHANG Bian	CHN	3	11	11	11		
JUNG Young A	KOR	0	7	7	8		
Duration:		19min	5min	5min	6min		

Match No.: 14 Table: 5

Umpires: GULLBERG Jens (DEN) IBA Yoko (JPN)

Player Statistics	ZHANG Bian (CHN)					Match	JUNG Young A (KOR)					Match
	Game						Game					
	1	2	3	4	5		1	2	3	4	5	
Points won	11	11	11			33	7	7	8			22
Biggest lead	4	6	3			6	-	-	1			1
Points won on own serve	9	7	6			22	6	6	4			16
Points lost on own serve	1	1	4			6	2	4	5			11
Most consecutive points won	3	4	3			4	2	3	2			3
Greatest deficit overcome	-	-	1			1	-	-	-			-
Handedness/Grip	/						/					

Game/Match Statistics	Game					Match
	1	2	3	4	5	
Longest rally (strokes)	8	8	9			9
Average rally	4	4	4			4

### Game Progress

1 ZHANG Bian (CHN)	*0	1	2	2	*3	3	4	4	*4	5	6	6	*6	7	8	8	*9	10	11	
JUNG Young A (KOR)	0	0	*0	1	1	2	*2	3	4	4	*4	5	6	6	*6	7	7	7	7	
2 ZHANG Bian (CHN)	0	1	*1	2	3	3	*4	5	6	7	*7	8	9	9	*9	9	10	10	11	
JUNG Young A (KOR)	*0	0	1	1	*1	2	2	2	*2	2	3	3	*3	4	5	6	*6	7	7	
3 ZHANG Bian (CHN)	*0	1	1	1	*2	2	3	4	*5	5	6	6	*7	7	8	8	*8	9	10	11
JUNG Young A (KOR)	0	0	*1	2	2	3	*3	3	3	4	*4	5	5	6	*6	7	8	8	*8	8

### Note:

The "Greatest deficit overcome" only applies when the player ends up winning the game.

### Legend:

\* Server

No. Number





## Match Results 試合結果

PAN Jiamin (CHN) 3-1 ABU AWAD Khetam (JOR)

Game Summary		Match	Game 1	Game 2	Game 3	Game 4	Game 5
PAN Jiamin	CHN	3	11	9	11	11	
ABU AWAD Khetam	JOR	1	7	11	7	8	
Duration:		26min	6min	6min	6min	7min	

Match No.: 15 Table: 6

Umpires: ZAKI Khaled (EGY) SELIG Gert (GER)

Player Statistics	PAN Jiamin (CHN)					Match	ABU AWAD Khetam (JOR)					Match
	Game						Game					
	1	2	3	4	5		1	2	3	4	5	
Points won	11	9	11	11		42	7	11	7	8		33
Biggest lead	4	1	5	3		5	-	4	-	1		4
Points won on own serve	6	6	6	5		23	3	7	3	4		17
Points lost on own serve	4	4	4	4		16	5	3	5	6		19
Most consecutive points won	3	4	3	3		4	3	5	2	3		5
Greatest deficit overcome	-	-	-	1		1	-	1	-	-		1
Handedness/Grip	/						/					

Game/Match Statistics	Game					Match
	1	2	3	4	5	
Longest rally (strokes)	17	13	17	11		17
Average rally	7	4	5	5		5

### Game Progress

1	PAN Jiamin (CHN)	*0	1	1	2	*3	4	4	5	*6	6	6	6	*7	8	9	9	*9	10	11		
	ABU AWAD Khetam (JOR)	0	0	*1	1	1	1	*2	2	2	3	*4	5	5	5	*5	6	7	7	7		
2	PAN Jiamin (CHN)	0	0	*0	1	1	1	*2	3	4	5	*5	5	5	5	*5	6	7	7	*8	9	9
	ABU AWAD Khetam (JOR)	*0	1	2	2	*3	4	4	4	*4	4	5	6	*7	8	9	9	*9	10	10	10	11
3	PAN Jiamin (CHN)	*0	1	2	2	*3	4	4	5	*6	7	7	7	*8	9	9	10	*10	10	11		
	ABU AWAD Khetam (JOR)	0	0	*0	1	1	1	*2	2	2	2	*3	4	4	4	*5	5	6	7	7		
4	PAN Jiamin (CHN)	0	1	*2	2	2	2	*3	3	4	4	*5	5	6	7	*7	8	9	10	*10	11	
	ABU AWAD Khetam (JOR)	*0	0	0	1	*2	3	3	4	*4	5	5	6	*6	6	7	7	*7	7	8	8	

### Note:

The "Greatest deficit overcome" only applies when the player ends up winning the game.

### Legend:

\* Server

No. Number



## Match Results

試合結果

ZHANG Bian (CHN) 3-2 PAN Jiamin (CHN)

Game Summary		Match	Game 1	Game 2	Game 3	Game 4	Game 5
ZHANG Bian	CHN	3	12	5	11	13	11
PAN Jiamin	CHN	2	14	11	8	11	7
Duration:		36min	9min	5min	6min	7min	7min

Match No.: 16 Table: 6

Umpires: OH Yong Seng (SGP) BYSTRICAN Marian (SVK)

Player Statistics	ZHANG Bian (CHN)						Match	PAN Jiamin (CHN)						Match
	Game					Match		Game					Match	
	1	2	3	4	5			1	2	3	4	5		
Points won	12	5	11	13	11	52	14	11	8	11	7	51		
Biggest lead	1	-	5	2	4	5	4	6	1	1	1	6		
Points won on own serve	7	4	6	8	6	31	8	7	4	7	3	29		
Points lost on own serve	6	4	4	4	4	22	5	1	5	5	5	21		
Most consecutive points won	5	2	5	3	5	5	5	4	3	2	4	5		
Greatest deficit overcome	-	-	1	1	1	1	1	-	-	-	-	1		
Handedness/Grip	/							/						

Game/Match Statistics	Game					Match
	1	2	3	4	5	
Longest rally (strokes)	18	18	12	13	27	27
Average rally	7	6	5	6	9	6

### Game Progress

1	ZHANG Bian (CHN)	*0	0	1	1	*2	3	3	3	*4	5	5	6	*6	6	6	6	*6	7	8	9	*10	11	*11	12	*12	12
	PAN Jiamin (CHN)	0	1	*1	2	2	2	*3	4	4	4	*5	5	6	7	*8	9	10	10	*10	10	10	*10	11	*11	12	*13
		12																									
		14																									
2	ZHANG Bian (CHN)	0	0	*0	1	1	2	*2	3	3	3	*3	4	5	5	*5	5	5	5	5	5	5	5	5	5	5	5
	PAN Jiamin (CHN)	*0	1	2	2	*3	3	4	4	*5	6	7	7	*7	8	9	10	11	11	11	11	11	11	11	11	11	11
3	ZHANG Bian (CHN)	*0	1	2	2	*2	2	3	4	*4	5	5	6	*7	8	9	10	*10	10	10	11	11	11	11	11	11	11
	PAN Jiamin (CHN)	0	0	*0	1	2	3	*3	3	4	4	*5	5	5	5	*5	5	6	7	*8	8	8	8	8	8	8	8
4	ZHANG Bian (CHN)	0	0	*1	2	3	3	*3	4	5	5	*6	6	6	7	*7	8	8	9	*9	9	10	*10	11	*12	13	13
	PAN Jiamin (CHN)	*0	1	1	1	*1	2	3	3	*3	4	4	5	*6	6	7	7	*8	8	9	10	*10	11	*11	11	11	11
5	ZHANG Bian (CHN)	*0	0	1	2	*3	4	4	4	*5	6	6	6	*6	6	7	8	*9	10	11	11	11	11	11	11	11	11
	PAN Jiamin (CHN)	0	1	*1	1	1	1	*2	3	3	3	*4	5	6	7	*7	7	7	7	7	7	7	7	7	7	7	7

### Note:

The "Greatest deficit overcome" only applies when the player ends up winning the game.

### Legend:

\* Server

No. Number



## Player Statistics

プレーヤーの統計

As of SUN 29 AUG 2021

Players	NPC Code	Matches				Games				Match Duration	
		Played	Won	Lost	%Won	Played	Won	Lost	%Won	All	Average
ABU AWAD Khetam	JOR	3	1	2	33%	11	5	6	45%	1h14min	25min
		Points Won				Points Lost					
		Total	Own Serve: 56		Most Consecutive: 5		Total	Own Serve: 47		Most Consecutive: 6	
		101	Opp. Serve: 45		GDO: 2		107	Opp. Serve: 60		GLL: 3	
JUNG Young A	KOR	4	3	1	75%	15	9	6	60%	1h42min	26min
		Points Won				Points Lost					
		Total	Own Serve: 91		Most Consecutive: 10		Total	Own Serve: 43		Most Consecutive: 5	
		147	Opp. Serve: 56		GDO: 2		119	Opp. Serve: 76		GLL: 2	
LEONELLI Tamara	CHI	2	0	2	0%	6	0	6	0%	28min	14min
		Points Won				Points Lost					
		Total	Own Serve: 9		Most Consecutive: 2		Total	Own Serve: 30		Most Consecutive: 10	
		15	Opp. Serve: 6		GDO: 0		66	Opp. Serve: 36		GLL: 1	
LUNDBACK Ingela	SWE	3	1	2	33%	12	6	6	50%	1h12min	24min
		Points Won				Points Lost					
		Total	Own Serve: 53		Most Consecutive: 6		Total	Own Serve: 47		Most Consecutive: 7	
		100	Opp. Serve: 47		GDO: 2		102	Opp. Serve: 55		GLL: 4	
MAHMOUD Faiza Mahmoud	EGY	2	0	2	0%	6	0	6	0%	33min	17min
		Points Won				Points Lost					
		Total	Own Serve: 16		Most Consecutive: 6		Total	Own Serve: 31		Most Consecutive: 9	
		31	Opp. Serve: 15		GDO: 0		66	Opp. Serve: 35		GLL: 6	
PAN Jiamin	CHN	5	3	2	60%	22	13	9	59%	2h33min	31min
		Points Won				Points Lost					
		Total	Own Serve: 130		Most Consecutive: 7		Total	Own Serve: 78		Most Consecutive: 6	
		223	Opp. Serve: 93		GDO: 4		189	Opp. Serve: 111		GLL: 2	
SRINGAM Panwas	THA	3	1	2	33%	10	4	6	40%	1h9min	23min
		Points Won				Points Lost					
		Total	Own Serve: 51		Most Consecutive: 7		Total	Own Serve: 42		Most Consecutive: 5	
		91	Opp. Serve: 40		GDO: 5		101	Opp. Serve: 59		GLL: 2	



## Player Statistics

プレイヤーの統計

As of SUN 29 AUG 2021

Players	NPC Code	Matches				Games				Match Duration		
		Played	Won	Lost	%Won	Played	Won	Lost	%Won	All	Average	
TABIB Caroline	ISR	2	1	1	50%	7	3	4	43%	49min	25min	
		Points Won				Points Lost						
		Total	Own Serve:	35		Most Consecutive:	6	Total	Own Serve:	33	Most Consecutive:	7
		65	Opp. Serve:	30		GDO:	3	68	Opp. Serve:	35	GLL:	5
ZHANG Bian	CHN	Matches				Games				Match Duration		
		Played	Won	Lost	%Won	Played	Won	Lost	%Won	All	Average	
		4	4	0	100%	15	12	3	80%	1h32min	23min	
		Points Won				Points Lost						
Total	Own Serve:	92		Most Consecutive:	9	Total	Own Serve:	45	Most Consecutive:	6		
156	Opp. Serve:	64		GDO:	6	111	Opp. Serve:	66	GLL:	1		

**Note:**

The "Greatest deficit overcome" only applies when the player ends up winning the game and "Greatest lead lost" only when losing.

**Legend:**

**GDO** Greatest deficit overcome    **GLL** Greatest lead lost    **Opp.** Opponent's



## Tournament Statistics

トーナメントの統計

As of SUN 29 AUG 2021

Statistics	Preliminaries	Quarterfinals	Semifinals	Finals	Total
<b>Matches</b>					
Total	9	2	2	1	14
Game Margin: 3:0	6 67%		1 50%		7 50%
3:1	2 22%	1 50%	1 50%		4 29%
3:2	1 11%	1 50%		1 100%	3 21%
Invalid Results Mark					
Duration: Total	3h9min	1h6min	45min	36min	5h36min
Longest	40min	36min	26min	36min	40min
Shortest	13min	30min	19min	36min	13min
Average	21min	33min	23min	36min	24min
<b>Games</b>					
Total	31	9	7	5	52
Point Margin: 11					
10	1 3%				1 2%
9	2 6%				2 4%
8	6 19%				6 12%
7	2 6%				2 4%
6	5 16%	1 11%		1 20%	7 13%
5	1 3%				1 2%
4	3 10%	3 33%	4 57%	1 20%	11 21%
3	3 10%	2 22%	2 29%	1 20%	8 15%
2	8 26%	3 33%	1 14%	2 40%	14 27%
Invalid Results Mark					
Duration: Total	2h50min	57min	41min	34min	5h2min
Longest	8min	8min	7min	9min	9min
Shortest	3min	5min	5min	5min	3min
Average	5min	6min	6min	7min	6min
<b>Points</b>					
Total	524	172	130	103	929
Per game	16.90	19.11	18.57	20.60	17.87
Most consecutive won	10	6	5	5	10
Greatest deficit overcome	6	4	1	1	6
Longest rally	23	29	17	27	29
Average rally	5	5	5	6	5

**Note:**

The "Greatest deficit overcome" only applies when the player ends up winning the game.



**Medallists**  
メダリスト

Medal	Name	NPC
GOLD	ZHANG Bian	CHN - People's Republic of China
SILVER	PAN Jiamin	CHN - People's Republic of China
BRONZE	ABU AWAD Khetam	JOR - Jordan
	JUNG Young A	KOR - Republic of Korea



## Entry List by Event

種目別エントリーリスト

As of SUN 22 AUG 2021

NPC	Name	Date of Birth	Qualification Pathway	World Ranking
AUS - Australia	JULIAN Rebecca Anne	2 DEC 1986	QR	8
EGY - Egypt	HAMMAD Hanaa Ahmed	21 JUN 1979	CQ	6
GER - Germany	GREBE Stephanie	24 SEP 1987	QR	4
IRQ - Iraq	ALDAYYENI Najlah	1 DEC 2004	QI	7
KOR - Republic of Korea	LEE Kunwoo	3 SEP 1969	CQ	5
	MOON Sung Keum	20 NOV 1968	QT	9
RPC - RPC	ALIEVA Maliak	8 MAR 1995	CQ	3
	CHEBANIKAI Raisa	5 JUL 1964	QR	2
UKR - Ukraine	LYTOVCHENKO Maryna	26 MAY 1991	QR	1

**Legend:**

<b>CQ</b>	Continental Qualification	<b>QI</b>	Qualified by Invitation	<b>QR</b>	World Ranking
<b>QT</b>	Qualification Tournament				



Draw - Preliminary Round  
トーナメント表 - 予選ラウンド

GROUP A

Match	Day	Time	Table	Name	1	2	3	Pts	Rk
3-1	25 AUG	10:20	3	1 LYTOVCHENKO Maryna (UKR)		3:0 6,4,6	3:0 2,6,8	4	1
2-1	26 AUG	9:40	3						
2-3	26 AUG	20:00	1	2 HAMDAD Hanaa Ahmed (EGY)	0:3 -6,-4,-6		0:3 -6,-7,-3	2	3
				3 JULIAN Rebecca Anne (AUS)	0:3 -2,-6,-8	3:0 6,7,3		3	2

GROUP B

Match	Day	Time	Table	Name	1	2	3	Pts	Rk
3-1	25 AUG	10:20	4	1 CHEBANIKAI Raisa (RPC)		1:3 -10,7,-9,-9	3:1 8,-12,9,9	3	2
2-1	26 AUG	9:40	2						
2-3	26 AUG	20:00	2	2 GREBE Stephanie (GER)	3:1 10,-7,9,9		3:0 3,7,6	4	1
				3 MOON Sung Keum (KOR)	1:3 -8,12,-9,-9	0:3 -3,-7,-6		2	3

GROUP C

Match	Day	Time	Table	Name	1	2	3	Pts	Rk
3-1	25 AUG	11:00	4	1 ALIEVA Maliak (RPC)		3:1 -7,7,4,1	3:1 -5,2,5,9	4	1
2-1	26 AUG	10:20	4						
2-3	26 AUG	19:20	4	2 LEE Kunwoo (KOR)	1:3 7,-7,-4,-1		3:1 -5,12,6,8	3	2
				3 ALDAYYENI Najlah (IRQ)	1:3 5,-2,-5,-9	1:3 5,-12,-6,-8		2	3

Qualification rule:

First and Second from each group will qualify for the Quarterfinals.

Legend:

Pts Points Rk Rank





**Draw - Final Rounds**  
トーナメント表 - 最終ラウンド

QUALIFIED FROM GROUPS				
Group	Rk	Name	NPC	Match Points
A	1	LYTOVCHENKO Maryna	UKR	4
B	1	GREBE Stephanie	GER	4
C	1	ALIEVA Maliak	RPC	4
A	2	JULIAN Rebecca Anne	AUS	3
B	2	CHEBANIKAI Raisa	RPC	3
C	2	LEE Kunwoo	KOR	3

Quarterfinals	NPC Code	Semifinals	NPC Code	Finals	NPC Code
LYTOVCHENKO Maryna	UKR	LYTOVCHENKO Maryna	UKR	LYTOVCHENKO Maryna	UKR
BYE				3-0 (11:3, 11:8, 11:2)	
CHEBANIKAI Raisa	RPC	CHEBANIKAI Raisa	RPC		
LEE Kunwoo	KOR			3-2 (11:7, 14:12, 3:11, 7:11, 11:6)	
ALIEVA Maliak	RPC	ALIEVA Maliak	RPC		
JULIAN Rebecca Anne	AUS			3-0 (15:13, 11:4, 11:5)	
BYE		ALIEVA Maliak	RPC	ALIEVA Maliak	RPC
GREBE Stephanie	GER			3-0 (12:10, 11:6, 11:6)	
		GREBE Stephanie	GER		
					<b>GOLD</b>
				LYTOVCHENKO Maryna	UKR
				3-0 (11:6, 11:4, 11:3)	
					<b>SILVER</b>
				ALIEVA Maliak	RPC
					<b>BRONZE</b>
				CHEBANIKAI Raisa	RPC
				GREBE Stephanie	GER

**Legend:**  
Rk Rank



## Match Results 試合結果

JULIAN Rebecca Anne (AUS) **0-3** LYTOVCHENKO Maryna (UKR)

Game Summary		Match	Game 1	Game 2	Game 3	Game 4	Game 5
JULIAN Rebecca Anne	AUS	0	2	6	8		
LYTOVCHENKO Maryna	UKR	3	11	11	11		
Duration:		15min	4min	5min	5min		

Match No.: 1 Table: 3

Umpires: FERREIRA Maria (BRA) CHOI Chang Seong (KOR)

Player Statistics	JULIAN Rebecca Anne (AUS)					Match	LYTOVCHENKO Maryna (UKR)					Match
	Game						Game					
	1	2	3	4	5		1	2	3	4	5	
Points won	2	6	8			16	11	11	11			33
Biggest lead	-	-	-			-	9	5	5			9
Points won on own serve	0	4	4			8	5	6	6			17
Points lost on own serve	6	5	5			16	2	2	4			8
Most consecutive points won	1	2	3			3	5	4	3			5
Greatest deficit overcome	-	-	-			-	-	-	-			-
Handedness/Grip						/						/

Game/Match Statistics	Game					Match
	1	2	3	4	5	
Longest rally (strokes)	7	6	7			7
Average rally	4	3	4			4

### Game Progress

1	JULIAN Rebecca Anne (AUS)	0	0	*0	0	0	0	*1	1	1	2	*2	2	2	2	LYTOVCHENKO Maryna (UKR)	*0	1	2	3	*4	5	5	6	*7	7	8	9	*10	11												
2	JULIAN Rebecca Anne (AUS)	*0	0	0	0	*0	1	2	2	*3	4	4	4	*4	4	5	5	*6	6	LYTOVCHENKO Maryna (UKR)	0	1	*2	3	4	4	*4	5	5	5	*6	7	8	9	*9	10	10	11				
3	JULIAN Rebecca Anne (AUS)	0	0	*0	1	1	1	*2	3	3	3	*4	4	5	5	*5	5	6	7	*8	8	LYTOVCHENKO Maryna (UKR)	*0	1	2	2	*3	4	4	4	*5	6	6	7	*7	8	9	10	*10	10	10	11

### Note:

The "Greatest deficit overcome" only applies when the player ends up winning the game.

### Legend:

\* Server

No. Number



## Match Results 試合結果

MOON Sung Keum (KOR) 1-3 CHEBANIKAI Raisa (RPC)

Game Summary		Match	Game 1	Game 2	Game 3	Game 4	Game 5
MOON Sung Keum	KOR	1	8	14	9	9	
CHEBANIKAI Raisa	RPC	3	11	12	11	11	
Duration:		33min	6min	9min	8min	4min	

Match No.: 2 Table: 4

Umpires: BOGREN Ingrid (SWE) SAMAL Jiban Ballav (IND)

Player Statistics	MOON Sung Keum (KOR)					Match	CHEBANIKAI Raisa (RPC)					Match
	Game						Game					
	1	2	3	4	5		1	2	3	4	5	
Points won	8	14	9	9		40	11	12	11	11		45
Biggest lead	1	2	3	1		3	4	3	2	4		4
Points won on own serve	3	7	4	5		19	5	6	5	6		22
Points lost on own serve	6	6	6	5		23	5	7	5	4		21
Most consecutive points won	2	4	4	4		4	3	4	3	4		4
Greatest deficit overcome	-	3	-	-		3	1	-	3	1		3
Handedness/Grip	/						/					

Game/Match Statistics	Game					Match
	1	2	3	4	5	
Longest rally (strokes)	15	18	27	11		27
Average rally	5	5	7	6		5

### Game Progress

1	MOON Sung Keum (KOR)	0	1	*1	1	2	2	*3	3	3	4	*4	5	5	5	*5	6	6	7	*8	8						
	CHEBANIKAI Raisa (RPC)	*0	0	1	2	*2	3	3	4	*5	5	6	6	*7	8	9	9	*10	10	10	11						
2	MOON Sung Keum (KOR)	*0	1	1	1	*1	1	2	2	*3	4	5	6	*6	6	6	6	*7	8	9	9	*10	10	*11	11	*12	13
	CHEBANIKAI Raisa (RPC)	0	0	*1	2	3	4	*4	5	5	5	*5	5	6	7	*8	9	9	9	*9	10	10	*11	11	*12	12	*12
		14																									
		12																									
3	MOON Sung Keum (KOR)	0	0	*1	2	3	4	*4	4	5	6	*6	7	7	8	*8	8	8	9	*9	9	9	9	9	9	9	
	CHEBANIKAI Raisa (RPC)	*0	1	1	1	*1	1	2	3	*3	3	4	4	*5	5	6	7	*8	8	9	10	11	11	11	11	11	
4	MOON Sung Keum (KOR)	*0	0	0	0	*0	1	2	3	*4	4	4	5	*5	6	7	8	*8	8	9	9	9	9	9	9	9	
	CHEBANIKAI Raisa (RPC)	0	1	*2	3	4	4	*4	4	4	5	*6	6	7	7	*7	7	8	9	*9	10	11	11	11	11	11	

**Note:**  
The "Greatest deficit overcome" only applies when the player ends up winning the game.

**Legend:**  
\* Server  
No. Number



## Match Results 試合結果

ALDAYYENI Najlah (IRQ) 1-3 ALIEVA Maliak (RPC)

Game Summary		Match	Game 1	Game 2	Game 3	Game 4	Game 5
ALDAYYENI Najlah	IRQ	1	11	2	5	9	
ALIEVA Maliak	RPC	3	5	11	11	11	
Duration:		26min	7min	4min	5min	7min	

Match No.: 3 Table: 4

Umpires: HIGASHIJIMA Masae (JPN) SELIG Gert (GER)

Player Statistics	ALDAYYENI Najlah (IRQ)					Match	ALIEVA Maliak (RPC)					Match
	Game						Game					
	1	2	3	4	5		1	2	3	4	5	
Points won	11	2	5	9		27	5	11	11	11		38
Biggest lead	7	1	1	5		7	-	9	7	2		9
Points won on own serve	4	0	3	4		11	2	5	6	5		18
Points lost on own serve	3	6	5	6		20	6	2	2	5		15
Most consecutive points won	5	1	2	3		5	2	8	5	5		8
Greatest deficit overcome	-	-	-	-		-	-	1	1	5		5
Handedness/Grip	/						/					

Game/Match Statistics	Game					Match
	1	2	3	4	5	
Longest rally (strokes)	11	11	12	8		12
Average rally	5	5	5	4		4

### Game Progress

1	ALDAYYENI Najlah (IRQ)	0	*1	2	3	*4	4	4	5	*5	6	7	8	*9	10	10	10	11					
	ALIEVA Maliak (RPC)	0	0	*0	0	0	1	*2	2	3	3	*3	3	3	3	*4	5	5					
2	ALDAYYENI Najlah (IRQ)	0	1	*1	1	1	2	*2	2	2	2	*2	2	2	2	2	2						
	ALIEVA Maliak (RPC)	*0	0	1	2	*3	3	4	5	*6	7	8	9	*10	11								
3	ALDAYYENI Najlah (IRQ)	*0	0	1	2	*2	2	2	2	*2	3	3	3	*3	3	4	5	5					
	ALIEVA Maliak (RPC)	0	1	*1	1	2	3	*4	5	6	6	*7	8	9	10	*10	10	11					
4	ALDAYYENI Najlah (IRQ)	0	1	*2	3	3	4	*4	5	6	7	*7	7	7	7	*7	8	8	8	*9	9	9	9
	ALIEVA Maliak (RPC)	*0	0	0	0	*1	1	2	2	*2	2	3	4	*5	6	7	7	*8	9	9	10	11	11

### Note:

The "Greatest deficit overcome" only applies when the player ends up winning the game.

### Legend:

\* Server

No. Number



## Match Results

試合結果

HAMMAD Hanaa Ahmed (EGY) **0-3** LYTOVCHENKO Maryna (UKR)

Game Summary		Match	Game 1	Game 2	Game 3	Game 4	Game 5
HAMMAD Hanaa Ahmed	EGY	0	6	4	6		
LYTOVCHENKO Maryna	UKR	3	11	11	11		
Duration:		15min	4min	4min	6min		

Match No.: 4 Table: 3

Umpires: DZIOBA Grzegorz (CAN) GRIAZNOVA Liudmila (RUS)

Player Statistics	HAMMAD Hanaa Ahmed (EGY)					Match	LYTOVCHENKO Maryna (UKR)					Match
	Game						Game					
	1	2	3	4	5		1	2	3	4	5	
Points won	6	4	6			16	11	11	11			33
Biggest lead	-	-	-			-	6	7	7			7
Points won on own serve	6	2	4			12	9	5	7			21
Points lost on own serve	2	6	4			12	0	2	2			4
Most consecutive points won	2	1	3			3	3	5	7			7
Greatest deficit overcome	-	-	-			-	-	-	-			-
Handedness/Grip						/						/

Game/Match Statistics	Game					Match
	1	2	3	4	5	
Longest rally (strokes)	8	11	9			11
Average rally	3	5	4			4

### Game Progress

1	HAMMAD Hanaa Ahmed (EGY)	0	0	*0	0	1	1	*1	2	3	3	*3	3	4	4	*4	5	6	6
	LYTOVCHENKO Maryna (UKR)	*0	1	2	3	*3	4	5	5	*5	6	7	8	*8	9	10	10	*10	11
2	HAMMAD Hanaa Ahmed (EGY)	*0	0	0	1	*1	1	1	1	*1	2	2	2	*3	3	4	4		
	LYTOVCHENKO Maryna (UKR)	0	1	*2	2	3	4	*5	6	7	7	*8	9	9	10	*10	11		
3	HAMMAD Hanaa Ahmed (EGY)	0	0	*0	0	0	0	*0	0	1	1	*2	3	3	3	*4	5	6	6
	LYTOVCHENKO Maryna (UKR)	*0	1	2	3	*4	5	6	7	*7	8	8	8	*9	10	10	10	*10	11

### Note:

The "Greatest deficit overcome" only applies when the player ends up winning the game.

### Legend:

\* Server

No. Number



## Match Results 試合結果

**GREBE Stephanie (GER) 3-1 CHEBANIKAI Raisa (RPC)**

Game Summary		Match	Game 1	Game 2	Game 3	Game 4	Game 5
GREBE Stephanie	GER	3	12	7	11	11	
CHEBANIKAI Raisa	RPC	1	10	11	9	9	
Duration:		30min	8min	7min	7min	7min	

Match No.: 5 Table: 2

Umpires: BENCSIK Imre (HUN) PICHARDO Luz (DOM)

Player Statistics	GREBE Stephanie (GER)					Match	CHEBANIKAI Raisa (RPC)					Match
	Game						Game					
	1	2	3	4	5		1	2	3	4	5	
Points won	12	7	11	11		41	10	11	9	9		39
Biggest lead	5	1	4	3		5	1	4	-	1		4
Points won on own serve	4	4	7	4		19	3	5	6	3		17
Points lost on own serve	7	6	3	6		22	8	3	4	7		22
Most consecutive points won	6	2	4	3		6	3	5	3	3		5
Greatest deficit overcome	1	-	-	1		1	-	1	-	-		1
Handedness/Grip	/						/					

Game/Match Statistics	Game					Match
	1	2	3	4	5	
Longest rally (strokes)	13	11	9	12		13
Average rally	5	5	4	5		5

### Game Progress

1	GREBE Stephanie (GER)	0	1	*1	1	2	3	*4	5	6	7	*7	7	7	8	*9	9	9	10	*10	10	10	*11	12
	CHEBANIKAI Raisa (RPC)	*0	0	1	2	*2	2	2	2	*2	2	3	4	*5	5	5	6	*7	7	8	9	*10	10	10
2	GREBE Stephanie (GER)	*0	0	1	2	*2	2	2	2	*2	3	4	4	*5	5	6	7	*7	7	7				
	CHEBANIKAI Raisa (RPC)	0	1	*1	1	2	3	*4	5	6	6	*6	7	7	8	*8	8	9	10	11				
3	GREBE Stephanie (GER)	0	1	*2	3	4	4	*4	5	5	5	*5	6	7	7	*8	8	9	9	*10	10	11		
	CHEBANIKAI Raisa (RPC)	*0	0	0	0	*0	1	2	2	*3	4	5	5	*5	6	6	7	*7	8	8	9	9		
4	GREBE Stephanie (GER)	*0	1	1	2	*2	3	3	3	*4	4	5	6	*7	7	8	9	*9	9	9	10	11		
	CHEBANIKAI Raisa (RPC)	0	0	*1	1	2	2	*3	4	4	5	*5	5	5	6	*6	6	7	8	*9	9	9		

**Note:**  
The "Greatest deficit overcome" only applies when the player ends up winning the game.

**Legend:**  
\* Server  
No. Number



## Match Results 試合結果

LEE Kunwoo (KOR) 1-3 ALIEVA Maliak (RPC)

Game Summary		Match	Game 1	Game 2	Game 3	Game 4	Game 5
LEE Kunwoo	KOR	1	11	7	4	1	
ALIEVA Maliak	RPC	3	7	11	11	11	
Duration:		22min	5min	5min	4min	4min	

Match No.: 6 Table: 4

Umpires: SAMAL Jiban Ballav (IND) ZAKI Khaled (EGY)

Player Statistics	LEE Kunwoo (KOR)					Match	ALIEVA Maliak (RPC)					Match
	Game						Game					
	1	2	3	4	5		1	2	3	4	5	
Points won	11	7	4	1		23	7	11	11	11		40
Biggest lead	4	-	-	-		4	2	6	7	10		10
Points won on own serve	7	4	2	0		13	6	5	6	5		22
Points lost on own serve	1	6	5	6		18	4	3	2	1		10
Most consecutive points won	3	3	2	1		3	2	4	6	9		9
Greatest deficit overcome	2	-	-	-		2	-	-	-	-		-
Handedness/Grip	/						/					

Game/Match Statistics	Game					Match
	1	2	3	4	5	
Longest rally (strokes)	10	7	7	9		10
Average rally	3	4	4	4		4

### Game Progress

1	LEE Kunwoo (KOR)	0	0	*0	1	2	3	*3	4	5	6	*6	7	7	8	*8	9	10	10	11
	ALIEVA Maliak (RPC)	*0	1	2	2	*2	2	3	3	*3	3	4	4	*5	5	6	6	*6	7	7
2	LEE Kunwoo (KOR)	*0	0	0	0	*1	2	2	2	*2	3	4	4	*4	4	4	5	*6	7	7
	ALIEVA Maliak (RPC)	0	1	*2	3	3	3	*4	5	6	6	*6	7	8	9	*10	10	10	10	11
3	LEE Kunwoo (KOR)	0	0	*0	0	0	0	*0	1	2	2	*3	3	3	4	*4	4			
	ALIEVA Maliak (RPC)	*0	1	2	3	*4	5	6	6	*6	7	7	8	*9	9	10	11			
4	LEE Kunwoo (KOR)	*0	0	0	1	*1	1	1	1	*1	1	1	1	1						
	ALIEVA Maliak (RPC)	0	1	*2	2	3	4	*5	6	7	8	*9	10	11						

### Note:

The "Greatest deficit overcome" only applies when the player ends up winning the game.

### Legend:

\* Server

No. Number



## Match Results 試合結果

HAMMAD Hanaa Ahmed (EGY) 0-3 JULIAN Rebecca Anne (AUS)

Game Summary		Match	Game 1	Game 2	Game 3	Game 4	Game 5
HAMMAD Hanaa Ahmed	EGY	0	6	7	3		
JULIAN Rebecca Anne	AUS	3	11	11	11		
Duration:		19min	6min	7min	5min		

Match No.: 8 Table: 1

Umpires: FOUCHARD Frederic (FRA) FERREIRA Maria (BRA)

Player Statistics	HAMMAD Hanaa Ahmed (EGY)					Match	JULIAN Rebecca Anne (AUS)					Match
	Game						Game					
	1	2	3	4	5		1	2	3	4	5	
Points won	6	7	3			16	11	11	11			33
Biggest lead	1	1	-			1	5	4	8			8
Points won on own serve	2	3	1			6	5	4	6			15
Points lost on own serve	6	7	5			18	4	4	2			10
Most consecutive points won	2	2	2			2	5	3	5			5
Greatest deficit overcome	-	-	-			-	1	1	-			1
Handedness/Grip						/						/

Game/Match Statistics	Game					Match
	1	2	3	4	5	
Longest rally (strokes)	9	22	9			22
Average rally	4	5	4			4

### Game Progress

1	HAMMAD Hanaa Ahmed (EGY)	0	0	*1	1	1	2	*3	3	4	5	*5	5	6	6	*6	6	6	6	
	JULIAN Rebecca Anne (AUS)	*0	1	1	2	*3	3	3	4	*4	4	5	6	*6	7	8	9	*10	11	
2	HAMMAD Hanaa Ahmed (EGY)	*0	0	1	1	*2	3	3	4	*4	4	4	5	*5	5	6	7	*7	7	7
	JULIAN Rebecca Anne (AUS)	0	1	*1	2	2	2	*3	3	4	5	*6	6	7	8	*8	8	9	10	11
3	HAMMAD Hanaa Ahmed (EGY)	0	0	*0	1	1	1	*1	1	1	2	*3	3	3	3	3				
	JULIAN Rebecca Anne (AUS)	*0	1	2	2	*3	4	5	6	*7	7	7	8	*9	10	11				

**Note:**  
The "Greatest deficit overcome" only applies when the player ends up winning the game.

**Legend:**  
\* Server No. Number





## Match Results

試合結果

**GREBE Stephanie (GER) 3-0 MOON Sung Keum (KOR)**

Game Summary		Match	Game 1	Game 2	Game 3	Game 4	Game 5
GREBE Stephanie	GER	3	11	11	11		
MOON Sung Keum	KOR	0	3	7	6		
Duration:		17min	4min	5min	5min		

Match No.: 9 Table: 2

Umpires: VARAYANON Chusakul (THA) BYSTRICAN Marian (SVK)

Player Statistics	GREBE Stephanie (GER)					Match	MOON Sung Keum (KOR)					Match
	Game						Game					
	1	2	3	4	5		1	2	3	4	5	
Points won	11	11	11			33	3	7	6			16
Biggest lead	8	4	6			8	-	-	-			-
Points won on own serve	5	8	3			16	2	5	1			8
Points lost on own serve	1	2	5			8	6	3	8			17
Most consecutive points won	5	3	5			5	1	2	2			2
Greatest deficit overcome	-	-				-	-	-	-			-
Handedness/Grip						/						/

Game/Match Statistics	Game					Match
	1	2	3	4	5	
Longest rally (strokes)	8	6	6			8
Average rally	4	4	4			4

### Game Progress

1	GREBE Stephanie (GER)	0	1	*1	2	2	3	*4	5	6	6	*7	8	9	10	11				
	MOON Sung Keum (KOR)	*0	0	1	1	*2	2	2	2	*2	3	3	3	*3	3	3				
2	GREBE Stephanie (GER)	*0	1	2	2	*3	4	5	5	*5	6	6	7	*7	8	8	8	*9	10	11
	MOON Sung Keum (KOR)	0	0	*0	1	1	1	*1	2	3	3	*4	4	5	5	*6	7	7	7	7
3	GREBE Stephanie (GER)	0	1	*2	2	3	4	*5	6	7	7	*8	8	8	9	*10	10	10	11	
	MOON Sung Keum (KOR)	*0	0	0	1	*1	1	1	1	*1	2	2	3	*4	4	4	5	*6	6	

### Note:

The "Greatest deficit overcome" only applies when the player ends up winning the game.

### Legend:

\* Server

No. Number



## Match Results 試合結果

LEE Kunwoo (KOR) 3-1 ALDAYYENI Najlah (IRQ)

Game Summary		Match	Game 1	Game 2	Game 3	Game 4	Game 5
LEE Kunwoo	KOR	3	5	14	11	11	
ALDAYYENI Najlah	IRQ	1	11	12	6	8	
Duration:		27min	5min	8min	4min	7min	

Match No.: 7 Table: 4

Umpires: SELIG Gert (GER) RASINEN Asko (FIN)

Player Statistics	LEE Kunwoo (KOR)					Match	ALDAYYENI Najlah (IRQ)					Match	
	Game						Match	Game					
	1	2	3	4	5			1	2	3	4		5
Points won	5	14	11	11		41	11	12	6	8		37	
Biggest lead	1	3	5	3		5	6	2	1	2		6	
Points won on own serve	3	10	6	4		23	6	9	3	3		21	
Points lost on own serve	5	3	3	5		16	2	4	5	7		18	
Most consecutive points won	2	3	4	5		5	3	3	2	3		3	
Greatest deficit overcome	-	2	1	2		2	1	-	-	-		1	
Handedness/Grip						/						/	

Game/Match Statistics	Game					Match
	1	2	3	4	5	
Longest rally (strokes)	8	10	12	10		12
Average rally	4	4	5	5		4

### Game Progress

1	LEE Kunwoo (KOR)	*0	0	1	2	*2	2	2	3	*3	3	4	4	*4	4	5	5	5										
	ALDAYYENI Najlah (IRQ)	0	1	*1	1	2	3	*4	4	5	6	*6	7	8	9	*9	10	11										
2	LEE Kunwoo (KOR)	0	0	*0	1	2	3	*3	4	4	4	*5	6	7	7	*8	9	9	9	*9	10	10	*10	11	*11	12	*13	
	ALDAYYENI Najlah (IRQ)	*0	1	2	2	*2	2	3	3	*4	5	5	5	*5	6	6	6	*7	8	9	9	*10	11	*11	12	*12	12	
		14																										
		12																										
3	LEE Kunwoo (KOR)	*0	0	1	2	*2	3	4	5	*5	5	6	7	*7	7	8	9	*10	11									
	ALDAYYENI Najlah (IRQ)	0	1	*1	1	2	2	*2	2	3	4	*4	4	5	6	*6	6	6	6									
4	LEE Kunwoo (KOR)	0	1	*2	2	3	*3	4	4	5	*5	5	5	6	*6	7	8	9	*10	11								
	ALDAYYENI Najlah (IRQ)	*0	0	0	1	*2	2	3	3	*4	4	5	6	*7	7	8	8	*8	8	8	8							

**Note:**  
The "Greatest deficit overcome" only applies when the player ends up winning the game.

**Legend:**  
\* Server  
No. Number



## Match Results 試合結果

CHEBANIKA Raisa (RPC) 3-2 LEE Kunwoo (KOR)

Game Summary		Match	Game 1	Game 2	Game 3	Game 4	Game 5
CHEBANIKA Raisa	RPC	3	11	14	3	7	11
LEE Kunwoo	KOR	2	7	12	11	11	6
Duration:		41min	5min	9min	5min	7min	8min

Match No.: 13 Table: 3

Umpires: KONNO Kazuko (JPN) OH Yong Seng (SGP)

Player Statistics	CHEBANIKA Raisa (RPC)						LEE Kunwoo (KOR)					
	Game					Match	Game					Match
	1	2	3	4	5		1	2	3	4	5	
Points won	11	14	3	7	11	46	7	12	11	11	6	47
Biggest lead	4	2	-	2	6	6	-	3	8	5	-	8
Points won on own serve	7	7	3	3	6	26	4	6	6	6	3	25
Points lost on own serve	3	6	5	5	3	22	4	7	0	4	5	20
Most consecutive points won	4	5	1	2	6	6	4	3	6	4	3	6
Greatest deficit overcome	-	3	-	-	-	3	-	-	-	2	-	2
Handedness/Grip	/						/					

Game/Match Statistics	Game					Match
	1	2	3	4	5	
Longest rally (strokes)	12	25	10	22	19	25
Average rally	5	5	5	8	7	6

### Game Progress

1 CHEBANIKA Raisa (RPC)	*0	1	2	2	*2	3	3	4	*5	6	7	7	*7	7	7	8	*9	10	11							
LEE Kunwoo (KOR)	0	0	*0	1	2	2	*3	3	3	3	*3	4	5	6	*7	7	7	7	7							
2 CHEBANIKA Raisa (RPC)	0	0	*1	1	1	1	*2	3	4	5	*6	6	6	7	*7	8	8	8	*9	10	10	*10	11	*11	12	*13
LEE Kunwoo (KOR)	*0	1	1	2	*3	4	4	4	*4	4	4	5	*6	6	7	7	*8	9	9	9	*10	11	*11	12	*12	12
	14																									
	12																									
3 CHEBANIKA Raisa (RPC)	*0	0	1	1	*1	1	2	2	*2	2	2	2	*2	3	3											
LEE Kunwoo (KOR)	0	1	*1	2	3	4	*4	5	6	7	*8	9	10	10	11											
4 CHEBANIKA Raisa (RPC)	0	1	*2	2	2	3	*3	4	4	4	*4	4	5	5	*5	5	6	7	7							
LEE Kunwoo (KOR)	*0	0	0	1	*2	2	3	3	*4	5	6	7	*7	8	9	10	*10	10	11							
5 CHEBANIKA Raisa (RPC)	*0	1	2	3	*3	3	3	4	*5	6	7	8	*9	9	10	10	*10	11								
LEE Kunwoo (KOR)	0	0	*0	0	1	2	*3	3	3	3	*3	3	3	4	*4	5	6	6								

### Note:

The "Greatest deficit overcome" only applies when the player ends up winning the game.

### Legend:

\* Server

No. Number



## Match Results 試合結果

**ALIEVA Maliak (RPC) 3-0 JULIAN Rebecca Anne (AUS)**

Game Summary		Match	Game 1	Game 2	Game 3	Game 4	Game 5
ALIEVA Maliak	RPC	3	15	11	11		
JULIAN Rebecca Anne	AUS	0	13	4	5		
Duration:		18min	8min	5min	5min		

Match No.: 10 Table: 4

Umpires: FERREIRA Maria (BRA) VARAYANON Chusakul (THA)

Player Statistics	ALIEVA Maliak (RPC)					Match	JULIAN Rebecca Anne (AUS)					Match	
	Game						Match	Game					
	1	2	3	4	5			1	2	3	4		5
Points won	15	11	11			37	13	4	5			22	
Biggest lead	2	7	6			7	2	-	1			2	
Points won on own serve	9	5	6			20	8	2	3			13	
Points lost on own serve	5	2	2			9	6	6	5			17	
Most consecutive points won	3	7	5			7	2	4	2			4	
Greatest deficit overcome	2	-	1			2	-	-	-			-	
Handedness/Grip						/						/	

Game/Match Statistics	Game					Match
	1	2	3	4	5	
Longest rally (strokes)	9	13	6			13
Average rally	4	5	4			4

### Game Progress

1	ALIEVA Maliak (RPC)	*0	0	1	1	*1	2	3	4	*4	4	5	5	*6	6	7	7	*7	8	9	10	*10	11	*11	11	*12	12
	JULIAN Rebecca Anne (AUS)	0	1	*1	2	3	3	*3	3	4	5	*5	6	6	7	*7	8	9	9	*9	9	10	*10	11	*12	12	*13
		*13	14	15																							
		13	*13	13																							
2	ALIEVA Maliak (RPC)	0	1	*2	3	4	4	*4	4	4	5	*6	7	8	9	*10	11										
	JULIAN Rebecca Anne (AUS)	*0	0	0	0	*0	1	2	3	*4	4	4	4	*4	4	4	4										
3	ALIEVA Maliak (RPC)	*0	0	1	1	*2	2	3	4	*5	6	7	7	*7	8	9	10	11									
	JULIAN Rebecca Anne (AUS)	0	1	*1	2	2	3	*3	3	3	3	3	*3	4	5	5	*5	5	5								

### Note:

The "Greatest deficit overcome" only applies when the player ends up winning the game.

### Legend:

\* Server

No. Number



## Match Results

試合結果

LYTOVCHENKO Maryna (UKR) 3-0 CHEBANIKAI Raisa (RPC)

Game Summary		Match	Game 1	Game 2	Game 3	Game 4	Game 5
LYTOVCHENKO Maryna	UKR	3	11	11	11		
CHEBANIKAI Raisa	RPC	0	3	8	2		
Duration:		14min	3min	5min	3min		

Match No.: 14 Table: 4

Umpires: BENCSIK Imre (HUN) YAMAGUCHI Yumi (JPN)

Player Statistics	LYTOVCHENKO Maryna (UKR)					Match	CHEBANIKAI Raisa (RPC)					Match
	Game						Game					
	1	2	3	4	5		1	2	3	4	5	
Points won	11	11	11			33	3	8	2			13
Biggest lead	9	3	9			9	-	3	-			3
Points won on own serve	7	6	5			18	2	5	0			7
Points lost on own serve	1	3	2			6	4	5	6			15
Most consecutive points won	8	6	5			8	2	3	1			3
Greatest deficit overcome	-	3	-			3	-	-	-			-
Handedness/Grip						/						/

Game/Match Statistics	Game					Match
	1	2	3	4	5	
Longest rally (strokes)	6	9	9			9
Average rally	4	4	4			4

### Game Progress

1	LYTOVCHENKO Maryna (UKR)	*0	1	2	2	*3	4	5	6	*7	8	9	10	*10	10	11
	CHEBANIKAI Raisa (RPC)	0	0	*0	1	1	1	*1	1	1	1	*1	1	2	3	3
2	LYTOVCHENKO Maryna (UKR)	0	0	*0	0	1	2	*3	4	5	6	*6	7	7	8	*8
	CHEBANIKAI Raisa (RPC)	*0	1	2	3	*3	3	3	3	*3	3	4	4	*5	5	6
3	LYTOVCHENKO Maryna (UKR)	*0	1	2	3	*4	5	5	6	*7	8	8	9	*10	11	
	CHEBANIKAI Raisa (RPC)	0	0	*0	0	0	*1	1	1	1	1	*2	2	2	2	

### Note:

The "Greatest deficit overcome" only applies when the player ends up winning the game.

### Legend:

\* Server

No. Number



## Match Results 試合結果

**ALIEVA Maliak (RPC) 3-0 GREBE Stephanie (GER)**

Game Summary		Match	Game 1	Game 2	Game 3	Game 4	Game 5
ALIEVA Maliak	RPC	3	12	11	11		
GREBE Stephanie	GER	0	10	6	6		
Duration:		19min	6min	5min	5min		

Match No.: 15 Table: 2

Umpires: VARAYANON Chusakul (THA) KRMEJ Milana (SLO)

Player Statistics	ALIEVA Maliak (RPC)					Match	GREBE Stephanie (GER)					Match
	Game						Game					
	1	2	3	4	5		1	2	3	4	5	
Points won	12	11	11			34	10	6	6			22
Biggest lead	3	5	5			5	3	-	1			3
Points won on own serve	5	4	6			15	4	2	3			9
Points lost on own serve	6	4	3			13	7	7	5			19
Most consecutive points won	5	3	6			6	3	2	1			3
Greatest deficit overcome	3	-	1			3	-	-	-			-
Handedness/Grip	/						/					

Game/Match Statistics	Game					Match
	1	2	3	4	5	
Longest rally (strokes)	8	8	10			10
Average rally	4	5	4			4

### Game Progress

1	ALIEVA Maliak (RPC)	*0	1	1	2	*3	4	4	4	*4	5	5	5	*6	6	6	6	*7	7	8	9	*10	11	12
	GREBE Stephanie (GER)	0	0	*1	1	1	1	*2	3	4	4	*5	6	6	7	*8	9	9	10	*10	10	10	*10	10
2	ALIEVA Maliak (RPC)	0	1	*2	3	3	4	*5	6	6	7	*7	7	8	8	*9	9	10	11					
	GREBE Stephanie (GER)	*0	0	0	0	*1	1	1	1	*2	2	3	4	*4	5	5	6	*6	6					
3	ALIEVA Maliak (RPC)	*0	0	1	1	*2	2	3	3	*4	5	6	7	*8	9	9	10	*10	11					
	GREBE Stephanie (GER)	0	1	*1	2	2	3	*3	4	4	4	*4	4	4	4	*5	5	6	6					

### Note:

The "Greatest deficit overcome" only applies when the player ends up winning the game.

### Legend:

\* Server

No. Number



## Match Results 試合結果

LYTOVCHENKO Maryna (UKR) 3-0 ALIEVA Maliak (RPC)

Game Summary		Match	Game 1	Game 2	Game 3	Game 4	Game 5
LYTOVCHENKO Maryna	UKR	3	11	11	11		
ALIEVA Maliak	RPC	0	6	4	3		
Duration:		15min	5min	4min	4min		

Match No.: 16 Table: 2

Umpires: TANAKA Rieko (JPN) IOKI Setsuko (JPN)

Player Statistics	LYTOVCHENKO Maryna (UKR)					Match	ALIEVA Maliak (RPC)					Match
	Game						Game					
	1	2	3	4	5		1	2	3	4	5	
Points won	11	11	11			33	6	4	3			13
Biggest lead	5	7	8			8	-	-	-			-
Points won on own serve	6	6	7			19	3	3	2			8
Points lost on own serve	3	1	1			5	5	5	4			14
Most consecutive points won	4	4	7			7	2	1	2			2
Greatest deficit overcome	-	-	-			-	-	-	-			-
Handedness/Grip						/						/

Game/Match Statistics	Game					Match
	1	2	3	4	5	
Longest rally (strokes)	12	8	8			12
Average rally	5	3	4			4

### Game Progress

1	LYTOVCHENKO Maryna (UKR)	*0	1	2	2	*2	3	3	4	*4	5	6	7	*8	8	8	9	*10	11
	ALIEVA Maliak (RPC)	0	0	*0	1	2	2	*3	3	4	4	*4	4	4	5	*6	6	6	6
2	LYTOVCHENKO Maryna (UKR)	0	1	*2	3	4	4	*5	6	7	7	*8	9	9	10	*10			11
	ALIEVA Maliak (RPC)	*0	0	0	0	*0	1	1	1	*1	2	2	2	*3	3	4	4		4
3	LYTOVCHENKO Maryna (UKR)	*0	1	2	3	*3	4	4	4	*5	6	7	8	*9	10	11			
	ALIEVA Maliak (RPC)	0	0	*0	0	1	1	*2	3	3	3	*3	3	3	3	3			

### Note:

The "Greatest deficit overcome" only applies when the player ends up winning the game.

### Legend:

\* Server

No. Number



## Player Statistics

プレーヤーの統計

As of MON 30 AUG 2021

Players	NPC Code	Matches				Games				Match Duration		
		Played	Won	Lost	%Won	Played	Won	Lost	%Won	All	Average	
ALDAYYENI Najlah	IRQ	2	0	2	0%	8	2	6	25%	53min	27min	
		Points Won				Points Lost						
		Total	Own Serve: 32			Most Consecutive: 5		Total	Own Serve: 38			Most Consecutive: 8
		63	Opp. Serve: 31			GDO: 1		79	Opp. Serve: 41			GLL: 5
ALIEVA Maliak	RPC	Matches				Games				Match Duration		
		5	4	1	80%	17	12	5	71%	1h40min	20min	
		Points Won				Points Lost						
		Total	Own Serve: 83			Most Consecutive: 9		Total	Own Serve: 61			Most Consecutive: 7
162	Opp. Serve: 79			GDO: 5		126	Opp. Serve: 65			GLL: 2		
CHEBANIKAI Raisa	RPC	Matches				Games				Match Duration		
		4	2	2	50%	16	7	9	44%	1h58min	30min	
		Points Won				Points Lost						
		Total	Own Serve: 72			Most Consecutive: 6		Total	Own Serve: 80			Most Consecutive: 8
143	Opp. Serve: 71			GDO: 3		161	Opp. Serve: 81			GLL: 3		
GREBE Stephanie	GER	Matches				Games				Match Duration		
		3	2	1	67%	10	6	4	60%	1h6min	22min	
		Points Won				Points Lost						
		Total	Own Serve: 44			Most Consecutive: 6		Total	Own Serve: 49			Most Consecutive: 6
96	Opp. Serve: 52			GDO: 1		89	Opp. Serve: 40			GLL: 3		
HAMMAD Hanaa Ahmed	EGY	Matches				Games				Match Duration		
		2	0	2	0%	6	0	6	0%	34min	17min	
		Points Won				Points Lost						
		Total	Own Serve: 18			Most Consecutive: 3		Total	Own Serve: 30			Most Consecutive: 7
32	Opp. Serve: 14			GDO: 0		66	Opp. Serve: 36			GLL: 1		
JULIAN Rebecca Anne	AUS	Matches				Games				Match Duration		
		3	1	2	33%	9	3	6	33%	52min	17min	
		Points Won				Points Lost						
		Total	Own Serve: 36			Most Consecutive: 5		Total	Own Serve: 43			Most Consecutive: 7
71	Opp. Serve: 35			GDO: 1		86	Opp. Serve: 43			GLL: 2		
LEE Kunwoo	KOR	Matches				Games				Match Duration		
		3	1	2	33%	13	6	7	46%	1h30min	30min	
		Points Won				Points Lost						
		Total	Own Serve: 61			Most Consecutive: 6		Total	Own Serve: 54			Most Consecutive: 9
111	Opp. Serve: 50			GDO: 2		123	Opp. Serve: 69			GLL: 3		





## Player Statistics

プレイヤーの統計

As of MON 30 AUG 2021

Players	NPC Code	Matches				Games				Match Duration	
		Played	Won	Lost	%Won	Played	Won	Lost	%Won	All	Average
LYTOVCHENKO Maryna	UKR	4	4	0	100%	12	12	0	100%	59min	15min
		Points Won				Points Lost					
		Total	Own Serve:	75	Most Consecutive:	8	Total	Own Serve:	23	Most Consecutive:	3
		132	Opp. Serve:	57	GDO:	3	58	Opp. Serve:	35	GLL:	0
MOON Sung Keum	KOR	Matches				Games				Match Duration	
		Played	Won	Lost	%Won	Played	Won	Lost	%Won	All	Average
		2	0	2	0%	7	1	6	14%	50min	25min
		Points Won				Points Lost					
Total	Own Serve:	27	Most Consecutive:	4	Total	Own Serve:	40	Most Consecutive:	5		
56	Opp. Serve:	29	GDO:	3	78	Opp. Serve:	38	GLL:	3		

**Note:**

The "Greatest deficit overcome" only applies when the player ends up winning the game and "Greatest lead lost" only when losing.

**Legend:**

**GDO** Greatest deficit overcome    **GLL** Greatest lead lost    **Opp.** Opponent's



## Tournament Statistics

トーナメントの統計

As of MON 30 AUG 2021

Statistics	Preliminaries	Quarterfinals	Semifinals	Finals	Total
<b>Matches</b>					
Total	9	2	2	1	14
Game Margin: 3:0	4 44%	1 50%	2 100%	1 100%	8 57%
3:1	5 56%				5 36%
3:2		1 50%			1 7%
Invalid Results Mark					
Duration: Total	3h24min	59min	33min	15min	5h11min
Longest	33min	41min	19min	15min	41min
Shortest	15min	18min	14min	15min	14min
Average	23min	30min	17min	15min	22min
<b>Games</b>					
Total	32	8	6	3	49
Point Margin: 11					
10	1 3%				1 2%
9	2 6%		1 17%		3 6%
8	2 6%	1 13%	1 17%	1 33%	5 10%
7	2 6%	1 13%		1 33%	4 8%
6	3 9%	1 13%			4 8%
5	6 19%	1 13%	2 33%	1 33%	10 20%
4	5 16%	2 25%			7 14%
3	3 9%		1 17%		4 8%
2	8 25%	2 25%	1 17%		11 22%
Invalid Results Mark					
Duration: Total	3h1min	52min	27min	13min	4h33min
Longest	9min	9min	6min	5min	9min
Shortest	4min	5min	3min	4min	3min
Average	6min	7min	5min	4min	6min
<b>Points</b>					
Total	567	152	102	46	867
Per game	17.72	19.00	17.00	15.33	17.69
Most consecutive won	9	7	8	7	9
Greatest deficit overcome	5	3	3	0	5
Longest rally	27	25	10	12	27
Average rally	4	5	4	4	4

**Note:**

The "Greatest deficit overcome" only applies when the player ends up winning the game.



**Medallists**  
メダリスト

Medal	Name	NPC
GOLD	LYTOVCHENKO Maryna	UKR - Ukraine
SILVER	ALIEVA Maliak	RPC - RPC
BRONZE	CHEBANIKA Raisa	RPC - RPC
	GREBE Stephanie	GER - Germany



## Entry List by Event

種目別エントリーリスト

As of SUN 22 AUG 2021

NPC	Name	Date of Birth	Qualification Pathway	World Ranking
<b>BRA - Brazil</b>	FRANCA dos SANTOS Millena	9 APR 1996	QI	8
<b>CHN - People's Republic of China</b>	WANG Rui	29 AUG 1993	CQ	3
<b>FRA - France</b>	BARNEOUD Anne	31 OCT 1983	QR	6
<b>KOR - Republic of Korea</b>	KIM Seongok	27 MAR 1967	QR	5
<b>MEX - Mexico</b>	PEREZ VILLALBA Claudia	24 FEB 1971	CQ	7
<b>NED - Netherlands</b>	van ZON Kelly	15 SEP 1987	CQ	1
<b>NOR - Norway</b>	KORNELIUSSEN Nora	28 APR 1999	QT	9
<b>RPC - RPC</b>	SAFONOVA Viktoria	18 APR 1988	QR	4
<b>TUR - Turkey</b>	KORKUT Kubra	20 JUN 1994	QR	2

**Legend:**

<b>CQ</b>	Continental Qualification	<b>QI</b>	Qualified by Invitation	<b>QR</b>	World Ranking
<b>QT</b>	Qualification Tournament				



Draw - Preliminary Round  
トーナメント表 - 予選ラウンド

GROUP A

Match	Day	Time	Table	Name	1	2	3	Pts	Rk
3-1	25 AUG	16:40	2	1 van ZON Kelly (NED)		<b>2:3</b> 7,-10,-8,8,-12	<b>3:0</b> 6,8,5	3	2
2-1	26 AUG	16:40	1						
2-3	27 AUG	13:40	2	2 BARNEOUD Anne (FRA)	<b>3:2</b> -7,10,8,-8,12		<b>3:0</b> 3,8,9	4	1
				3 PEREZ VILLALBA Claudia (MEX)	<b>0:3</b> -6,-8,-5	<b>0:3</b> -3,-8,-9		2	3

GROUP B

Match	Day	Time	Table	Name	1	2	3	Pts	Rk
3-1	25 AUG	17:20	4	1 KORKUT Kubra (TUR)		<b>3:1</b> -8,9,10,5	<b>3:0</b> 5,4,8	4	1
2-1	26 AUG	16:40	2						
2-3	27 AUG	13:40	4	2 SAFONOVA Viktoriia (RPC)	<b>1:3</b> 8,-9,-10,-5		<b>3:0</b> 6,5,6	3	2
				3 KORNELIUSSEN Nora (NOR)	<b>0:3</b> -5,-4,-8	<b>0:3</b> -6,-5,-6		2	3

GROUP C

Match	Day	Time	Table	Name	1	2	3	Pts	Rk
3-1	25 AUG	17:20	3	1 WANG Rui (CHN)		<b>3:0</b> 7,6,3	<b>3:0</b> 4,1,3	4	1
2-1	26 AUG	16:40	3						
2-3	27 AUG	16:00	1	2 KIM Seongok (KOR)	<b>0:3</b> -7,-6,-3		<b>3:0</b> 6,8,6	3	2
				3 FRANCA dos SANTOS Millena (BRA)	<b>0:3</b> -4,-1,-3	<b>0:3</b> -6,-8,-6		2	3

Qualification rule:

First and Second from each group will qualify for the Quarterfinals.

Legend:

Pts Points Rk Rank



Draw - Final Rounds  
トーナメント表 - 最終ラウンド

QUALIFIED FROM GROUPS				
Group	Rk	Name	NPC	Match Points
A	1	BARNEOUD Anne	FRA	4
B	1	KORKUT Kubra	TUR	4
C	1	WANG Rui	CHN	4
A	2	van ZON Kelly	NED	3
B	2	SAFONOVA Viktoriia	RPC	3
C	2	KIM Seongok	KOR	3

Quarterfinals	NPC Code	Semifinals	NPC Code	Finals	NPC Code
BARNEOUD Anne	FRA	BARNEOUD Anne	FRA		
BYE					
SAFONOVA Viktoriia	RPC	SAFONOVA Viktoriia	RPC	SAFONOVA Viktoriia	RPC
WANG Rui	CHN	3-0 (11:6, 11:9, 11:3)		3-1 (11:8, 11:9, 3:11, 11:5)	
KIM Seongok	KOR	van ZON Kelly	NED	van ZON Kelly	NED
van ZON Kelly	NED	3-1 (11:6, 5:11, 11:6, 11:3)		3-1 (11:8, 3:11, 11:9, 11:6)	
BYE		KORKUT Kubra	TUR		
KORKUT Kubra	TUR				
				van ZON Kelly	NED
				3-2 (11:8, 3:11, 4:11, 11:5, 11:8)	
					<b>GOLD</b>
					<b>SILVER</b>
				SAFONOVA Viktoriia	RPC
					<b>BRONZE</b>
				BARNEOUD Anne	FRA
				KORKUT Kubra	TUR

Legend:  
Rk Rank



## Match Results 試合結果

PEREZ VILLALBA Claudia (MEX) **0-3** van ZON Kelly (NED)

Game Summary		Match	Game 1	Game 2	Game 3	Game 4	Game 5
PEREZ VILLALBA Claudia	MEX	0	6	8	5		
van ZON Kelly	NED	3	11	11	11		
Duration:		19min	6min	7min	4min		

Match No.: 1 Table: 2

Umpires: KAMIYA Akiko (JPN) TANAKA Rieko (JPN)

Player Statistics	PEREZ VILLALBA Claudia (MEX)					Match	van ZON Kelly (NED)					Match
	Game						Game					
	1	2	3	4	5		1	2	3	4	5	
Points won	6	8	5			19	11	11	11			33
Biggest lead	-	1	-			1	5	3	6			6
Points won on own serve	5	5	2			12	7	7	5			19
Points lost on own serve	4	4	6			14	1	3	3			7
Most consecutive points won	2	2	3			3	4	3	6			6
Greatest deficit overcome	-	-	-			-	-	1	-			1
Handedness/Grip	/						/					

Game/Match Statistics	Game					Match
	1	2	3	4	5	
Longest rally (strokes)	14	11	8			14
Average rally	5	4	3			4

### Game Progress

1	PEREZ VILLALBA Claudia (MEX)	*0	0	1	1	*1	1	2	3	*3	4	5	5	*5	6	6	6	*6	6		
	van ZON Kelly (NED)	0	1	*1	2	3	4	*4	4	5	5	*5	6	7	7	*8	9	10	11		
2	PEREZ VILLALBA Claudia (MEX)	0	1	*1	1	2	2	*2	3	4	4	*5	6	6	6	*7	7	8	8	*8	8
	van ZON Kelly (NED)	*0	0	1	2	*2	3	4	4	*4	5	5	5	*6	7	7	8	*8	9	10	11
3	PEREZ VILLALBA Claudia (MEX)	*0	0	0	0	*0	0	0	1	*2	3	3	4	*4	4	5	5	5	5		
	van ZON Kelly (NED)	0	1	*2	3	4	5	*6	6	6	6	*7	7	8	9	*9	10	11			

### Note:

The "Greatest deficit overcome" only applies when the player ends up winning the game.

### Legend:

\* Server

No. Number



## Match Results 試合結果

KORNELIUSSEN Nora (NOR) 0-3 KORKUT Kubra (TUR)

Game Summary		Match	Game 1	Game 2	Game 3	Game 4	Game 5
KORNELIUSSEN Nora	NOR	0	5	4	8		
KORKUT Kubra	TUR	3	11	11	11		
Duration:		16min	5min	4min	5min		

Match No.: 2 Table: 4

Umpires: FERREIRA Maria (BRA) CHOI Chang Seong (KOR)

Player Statistics	KORNELIUSSEN Nora (NOR)					Match	KORKUT Kubra (TUR)					Match
	Game						Game					
	1	2	3	4	5		1	2	3	4	5	
Points won	5	4	8			17	11	11	11			33
Biggest lead	1	1	2			2	7	7	4			7
Points won on own serve	3	3	3			9	6	6	5			17
Points lost on own serve	5	5	6			16	2	1	5			8
Most consecutive points won	2	2	2			2	5	6	4			6
Greatest deficit overcome	-	-	-			-	1	1	2			2
Handedness/Grip	/						/					

Game/Match Statistics	Game					Match
	1	2	3	4	5	
Longest rally (strokes)	10	6	8			10
Average rally	5	3	3			4

### Game Progress

1	KORNELIUSSEN Nora (NOR)	0	1	*1	1	1	1	*1	2	2	2	*2	3	3	3	*4	5	5			
	KORKUT Kubra (TUR)	*0	0	1	2	*3	4	5	5	*6	7	8	8	*9	10	10	10	11			
2	KORNELIUSSEN Nora (NOR)	*0	1	1	1	*1	1	2	3	*3	4	4	4	*4	4	4	4	4			
	KORKUT Kubra (TUR)	0	0	*1	2	3	4	*4	4	5	5	*6	7	8	9	*10	11				
3	KORNELIUSSEN Nora (NOR)	0	1	*2	2	2	2	*3	3	4	4	*4	4	4	5	*5	6	7	7	*8	8
	KORKUT Kubra (TUR)	*0	0	0	1	*2	3	3	4	*4	5	6	7	*8	8	9	9	*9	10	10	11

**Note:**  
The "Greatest deficit overcome" only applies when the player ends up winning the game.

**Legend:**  
\* Server  
No. Number





## Match Results 試合結果

FRANCA dos SANTOS Millena (BRA) 0-3 WANG Rui (CHN)

Game Summary		Match	Game 1	Game 2	Game 3	Game 4	Game 5
FRANCA dos SANTOS Millena	BRA	0	4	1	3		
WANG Rui	CHN	3	11	11	11		
Duration:		16min	5min	4min	5min		

Match No.: 3 Table: 3

Umpires: BOGREN Ingrid (SWE) SAMAL Jiban Ballav (IND)

Player Statistics	FRANCA dos SANTOS Millena (BRA)					Match	WANG Rui (CHN)					Match
	Game						Game					
	1	2	3	4	5		1	2	3	4	5	
Points won	4	1	3			8	11	11	11			33
Biggest lead	-	-	-			-	7	10	8			10
Points won on own serve	3	0	2			5	7	5	7			19
Points lost on own serve	4	6	4			14	1	1	1			3
Most consecutive points won	2	1	1			2	7	6	6			7
Greatest deficit overcome	-	-	-			-	-	-	-			-
Handedness/Grip	/						/					

Game/Match Statistics	Game					Match
	1	2	3	4	5	
Longest rally (strokes)	10	8	17			17
Average rally	4	4	5			4

### Game Progress

1	FRANCA dos SANTOS Millena (BRA)	0	0	*0	1	1	2	*2	3	4	4	*4	4	4	4	*4	4
	WANG Rui (CHN)	*0	1	2	2	*3	3	4	4	*4	5	6	7	*8	9	10	11
2	FRANCA dos SANTOS Millena (BRA)	*0	0	0	0	*0	0	0	1	*1	1	1	1	1			
	WANG Rui (CHN)	0	1	*2	3	4	5	*6	6	7	8	*9	10	11			
3	FRANCA dos SANTOS Millena (BRA)	0	0	*0	0	1	1	*2	2	3	3	*3	3	3	3	3	
	WANG Rui (CHN)	*0	1	2	3	*3	4	4	5	*5	6	7	8	*9	10	11	

### Note:

The "Greatest deficit overcome" only applies when the player ends up winning the game.

### Legend:

\* Server

No. Number



## Match Results

試合結果

**BARNEOUD Anne (FRA) 3-2 van ZON Kelly (NED)**

Game Summary		Match	Game 1	Game 2	Game 3	Game 4	Game 5
BARNEOUD Anne	FRA	3	7	12	11	8	14
van ZON Kelly	NED	2	11	10	8	11	12
Duration:		36min	6min	6min	5min	6min	8min

Match No.: 4 Table: 1

Umpires: KHALILI MARANDI Pari (MAS) HERMANS Michel (BEL)

Player Statistics	BARNEOUD Anne (FRA)						van ZON Kelly (NED)					
	Game					Match	Game					Match
	1	2	3	4	5		1	2	3	4	5	
Points won	7	12	11	8	14	52	11	10	8	11	12	52
Biggest lead	1	5	3	2	2	5	5	1	2	3	5	5
Points won on own serve	4	6	5	5	7	27	5	5	3	7	6	26
Points lost on own serve	6	5	5	4	6	26	3	6	6	3	7	25
Most consecutive points won	2	5	4	3	5	5	5	4	3	5	5	5
Greatest deficit overcome	-	1	2	-	5	5	1	-	-	2	-	2
Handedness/Grip	/						/					

Game/Match Statistics	Game					Match
	1	2	3	4	5	
Longest rally (strokes)	8	7	7	11	7	11
Average rally	4	3	3	5	3	4

### Game Progress

1	BARNEOUD Anne (FRA)	*0	1	1	2	*2	3	3	4	*4	4	4	4	*4	5	5	5	*6	7	7							
	van ZON Kelly (NED)	0	0	*1	1	2	2	*3	3	4	5	*6	7	8	8	*9	10	10	10	11							
2	BARNEOUD Anne (FRA)	0	0	*1	1	2	3	*4	5	6	6	*7	8	8	8	*9	9	10	10	*10	10	10	*11	12			
	van ZON Kelly (NED)	*0	1	1	2	*2	2	2	2	*2	3	3	3	*4	5	5	6	*6	7	8	9	*10	10	10			
3	BARNEOUD Anne (FRA)	*0	0	1	2	*2	2	2	3	*4	5	5	5	*5	6	7	8	*9	9	10	11						
	van ZON Kelly (NED)	0	1	*1	1	2	3	*4	4	4	4	*5	6	7	7	*7	7	7	8	*8	8						
4	BARNEOUD Anne (FRA)	0	1	*2	2	3	3	*3	4	5	5	*5	5	5	5	*6	7	8	8	*8	8						
	van ZON Kelly (NED)	*0	0	0	1	*1	2	3	3	*3	4	5	6	*7	8	8	8	*8	9	10	11						
5	BARNEOUD Anne (FRA)	*0	1	2	*2	2	2	2	*3	3	3	3	*4	5	6	7	*8	8	8	9	*10	11	*11	12	*12	13	
	van ZON Kelly (NED)	0	0	*0	1	2	3	*4	5	5	6	*7	8	8	8	*8	8	8	9	*10	10	10	*10	11	*11	12	*12
		14																									
		12																									

### Note:

The "Greatest deficit overcome" only applies when the player ends up winning the game.

### Legend:

\* Server No. Number



## Match Results 試合結果

SAFONOVA Viktoriia (RPC) 1-3 KORKUT Kubra (TUR)

Game Summary		Match	Game 1	Game 2	Game 3	Game 4	Game 5
SAFONOVA Viktoriia	RPC	1	11	9	10	5	
KORKUT Kubra	TUR	3	8	11	12	11	
Duration:		31min	7min	7min	9min	7min	

Match No.: 5 Table: 2

Umpires: BENCSIK Imre (HUN) PICHARDO Luz (DOM)

Player Statistics	SAFONOVA Viktoriia (RPC)					Match	KORKUT Kubra (TUR)					Match
	Game						Game					
	1	2	3	4	5		1	2	3	4	5	
Points won	11	9	10	5		35	8	11	12	11		42
Biggest lead	3	1	6	2		6	-	3	2	6		6
Points won on own serve	6	4	6	2		18	5	5	7	5		22
Points lost on own serve	3	6	5	6		20	5	5	4	3		17
Most consecutive points won	2	3	4	2		4	1	4	6	4		6
Greatest deficit overcome	-	-	-	-		-	-	1	6	2		6
Handedness/Grip	/						/					

Game/Match Statistics	Game					Match
	1	2	3	4	5	
Longest rally (strokes)	13	8	12	15		15
Average rally	5	4	6	5		5

### Game Progress

1 SAFONOVA Viktoriia (RPC)	0	1	*1	2	2	3	*3	4	5	5	*6	6	7	7	*8	8	9	10	*10	11			
KORKUT Kubra (TUR)	*0	0	1	1	*2	2	3	3	*3	4	4	5	*5	6	6	7	*7	7	8	8			
2 SAFONOVA Viktoriia (RPC)	*0	1	1	1	*2	2	2	3	*4	5	5	5	*5	5	6	6	*7	7	8	9	9		
KORKUT Kubra (TUR)	0	0	*1	2	2	3	*4	4	4	4	*5	6	7	8	*8	9	9	10	*10	10	11		
3 SAFONOVA Viktoriia (RPC)	0	1	*2	3	4	4	*5	6	7	7	*7	7	7	7	*7	8	8	9	*9	9	10	*10	10
KORKUT Kubra (TUR)	*0	0	0	0	*0	1	1	1	*1	2	3	4	*5	6	7	7	*8	8	9	10	*10	11	12
4 SAFONOVA Viktoriia (RPC)	*0	1	1	2	*3	3	3	3	*4	4	4	4	*4	5	5	5	5	5					
KORKUT Kubra (TUR)	0	0	*1	1	1	2	*3	4	4	5	*6	7	8	8	*9	10	11						

### Note:

The "Greatest deficit overcome" only applies when the player ends up winning the game.

### Legend:

\* Server

No. Number



## Match Results

試合結果

KIM Seongok (KOR) 0-3 WANG Rui (CHN)

Game Summary		Match	Game 1	Game 2	Game 3	Game 4	Game 5
KIM Seongok	KOR	0	7	6	3		
WANG Rui	CHN	3	11	11	11		
Duration:		18min	5min	5min	5min		

Match No.: 6 Table: 3

Umpires: DZIOBA Grzegorz (CAN) GRIAZNOVA Liudmila (RUS)

Player Statistics	KIM Seongok (KOR)					Match	WANG Rui (CHN)					Match
	Game						Game					
	1	2	3	4	5		1	2	3	4	5	
Points won	7	6	3			16	11	11	11			33
Biggest lead	-	1	-			1	4	5	8			8
Points won on own serve	4	3	0			7	5	6	3			14
Points lost on own serve	6	5	8			19	3	3	3			9
Most consecutive points won	1	2	1			2	3	5	4			5
Greatest deficit overcome	-	-	-			-	-	1	-			1
Handedness/Grip	/						/					

Game/Match Statistics	Game					Match
	1	2	3	4	5	
Longest rally (strokes)	10	9	9			10
Average rally	4	4	3			4

### Game Progress

1   KIM Seongok (KOR)	*0	0	1	1	*1	1	2	2	*3	3	4	4	*5	5	6	6	*7	7	7
WANG Rui (CHN)	0	1	*1	2	3	4	*4	5	5	6	*6	7	7	8	*8	9	9	10	11
2   KIM Seongok (KOR)	0	0	*1	2	2	2	*3	3	3	4	*4	5	6	6	*6	6	6	6	
WANG Rui (CHN)	*0	1	1	1	*2	3	3	4	*5	5	6	6	*6	7	8	9	*10	11	
3   KIM Seongok (KOR)	*0	0	0	0	*1	1	1	2	*2	2	2	2	*3	3	3				
WANG Rui (CHN)	0	1	*2	3	3	4	*5	5	6	7	*8	9	9	10	11				

**Note:**  
The "Greatest deficit overcome" only applies when the player ends up winning the game.

**Legend:**  
\* Server No. Number



## Match Results

試合結果

**BARNEOUD Anne (FRA) 3-0 PEREZ VILLALBA Claudia (MEX)**

Game Summary		Match	Game 1	Game 2	Game 3	Game 4	Game 5
BARNEOUD Anne	FRA	3	11	11	11		
PEREZ VILLALBA Claudia	MEX	0	3	8	9		
Duration:		23min	5min	8min	8min		

Match No.: 7 Table: 2

Umpires: IOKI Setsuko (JPN) ALIOTTA Esther (USA)

Player Statistics	BARNEOUD Anne (FRA)					Match	PEREZ VILLALBA Claudia (MEX)					Match	
	Game						Match	Game					
	1	2	3	4	5			1	2	3	4		5
Points won	11	11	11			33	3	8	9			20	
Biggest lead	8	5	2			8	1	-	3			3	
Points won on own serve	5	6	5			16	2	4	4			10	
Points lost on own serve	1	4	5			10	6	5	6			17	
Most consecutive points won	7	3	5			7	2	3	5			5	
Greatest deficit overcome	1	-	3			3	-	-	-			-	
Handedness/Grip						/						/	

Game/Match Statistics	Game					Match
	1	2	3	4	5	
Longest rally (strokes)	10	15	15			15
Average rally	4	6	6			6

### Game Progress

1	BARNEOUD Anne (FRA)	0	0	*1	2	3	4	*4	4	5	6	*7	8	9	10	11						
	PEREZ VILLALBA Claudia (MEX)	*0	1	1	1	*1	1	2	3	*3	3	3	3	*3	3	3						
2	BARNEOUD Anne (FRA)	*0	1	2	2	*3	3	4	4	*5	5	6	7	*7	8	9	10	*10	10	10	11	
	PEREZ VILLALBA Claudia (MEX)	0	0	*0	1	1	2	*2	3	3	4	*4	4	5	5	*5	5	6	7	*8	8	
3	BARNEOUD Anne (FRA)	0	1	*1	2	3	3	*3	3	3	3	*4	5	6	7	*8	8	8	9	*10	10	11
	PEREZ VILLALBA Claudia (MEX)	*0	0	1	1	*1	2	3	4	*5	6	6	6	*6	6	6	7	*8	8	8	9	9

**Note:**  
The "Greatest deficit overcome" only applies when the player ends up winning the game.

**Legend:**  
\* Server  
No. Number



## Match Results 試合結果

**SAFONOVA Viktoriia (RPC) 3-0 KORNELIUSSEN Nora (NOR)**

Game Summary		Match	Game 1	Game 2	Game 3	Game 4	Game 5
SAFONOVA Viktoriia	RPC	3	11	11	11		
KORNELIUSSEN Nora	NOR	0	6	5	6		
Duration:		18min	5min	5min	6min		

Match No.: 8 Table: 4

Umpires: HIGASHIJIMA Masae (JPN) IGARASHI Kumiko (JPN)

Player Statistics	SAFONOVA Viktoriia (RPC)					Match	KORNELIUSSEN Nora (NOR)					Match
	Game						Game					
	1	2	3	4	5		1	2	3	4	5	
Points won	11	11	11			33	6	5	6			17
Biggest lead	5	6	6			6	1	2	1			2
Points won on own serve	5	7	6			18	2	4	3			9
Points lost on own serve	4	1	3			8	6	4	5			15
Most consecutive points won	6	4	5			6	3	2	2			3
Greatest deficit overcome	1	2	1			2	-	-	-			-
Handedness/Grip	/						/					

Game/Match Statistics	Game					Match
	1	2	3	4	5	
Longest rally (strokes)	15	7	6			15
Average rally	5	4	3			4

### Game Progress

1	SAFONOVA Viktoriia (RPC)	*0	0	1	2	*2	3	3	4	*5	5	5	5	*6	7	8	9	*10	11
	KORNELIUSSEN Nora (NOR)	0	1	*1	1	2	2	*3	3	3	4	*5	6	6	6	*6	6	6	6
2	SAFONOVA Viktoriia (RPC)	0	0	*0	1	2	2	*3	4	5	5	*6	7	7	8	*9	10	11	
	KORNELIUSSEN Nora (NOR)	*0	1	2	2	*2	3	3	3	*3	4	4	4	*5	5	5	5	5	
3	SAFONOVA Viktoriia (RPC)	*0	1	1	1	*2	3	4	5	*6	6	7	8	*9	9	10	10	*10	11
	KORNELIUSSEN Nora (NOR)	0	0	*1	2	2	2	*2	2	2	3	*3	3	3	4	*4	5	6	6

### Note:

The "Greatest deficit overcome" only applies when the player ends up winning the game.

### Legend:

\* Server

No. Number



## Match Results 試合結果

**KIM Seongok (KOR) 3-0 FRANCA dos SANTOS Millena (BRA)**

Game Summary		Match	Game 1	Game 2	Game 3	Game 4	Game 5
KIM Seongok	KOR	3	11	11	11		
FRANCA dos SANTOS Millena	BRA	0	6	8	6		
Duration:		20min	5min	8min	5min		

Match No.: 9 Table: 1

Umpires: FUJIMOTO Shigeko (JPN) KAMIYA Akiko (JPN)

Player Statistics	KIM Seongok (KOR)					Match	FRANCA dos SANTOS Millena (BRA)					Match
	Game						Game					
	1	2	3	4	5		1	2	3	4	5	
Points won	11	11	11			33	6	8	6			20
Biggest lead	7	3	6			7	-	2	-			2
Points won on own serve	7	8	5			20	4	7	2			13
Points lost on own serve	2	1	4			7	4	3	6			13
Most consecutive points won	6	4	3			6	4	2	3			4
Greatest deficit overcome	-	2	-			2	-	-	-			-
Handedness/Grip						/						/

Game/Match Statistics	Game					Match
	1	2	3	4	5	
Longest rally (strokes)	11	10	9			11
Average rally	4	5	4			4

### Game Progress

1	KIM Seongok (KOR)	*0	1	2	3	*4	5	6	6	*7	8	8	8	*8	8	9	9	*10	11		
	FRANCA dos SANTOS Millena (BRA)	0	0	*0	0	0	0	*0	1	1	1	*2	3	4	5	*5	6	6	6		
2	KIM Seongok (KOR)	0	0	*0	1	2	2	*2	3	4	5	*5	5	6	6	*7	8	9	10	*10	11
	FRANCA dos SANTOS Millena (BRA)	*0	1	2	2	*2	3	4	4	*4	4	5	6	*6	7	7	7	*7	7	8	8
3	KIM Seongok (KOR)	*0	1	2	3	*3	4	4	5	*6	7	7	8	*9	9	9	9	*10	11		
	FRANCA dos SANTOS Millena (BRA)	0	0	*0	0	1	1	*2	2	2	2	*3	3	3	4	*5	6	6	6		

### Note:

The "Greatest deficit overcome" only applies when the player ends up winning the game.

### Legend:

\* Server

No. Number



## Match Results 試合結果

**SAFONOVA Viktoriia (RPC) 3-0 WANG Rui (CHN)**

Game Summary		Match	Game 1	Game 2	Game 3	Game 4	Game 5
SAFONOVA Viktoriia	RPC	3	11	11	11		
WANG Rui	CHN	0	6	9	3		
Duration:		20min	6min	7min	6min		

Match No.: 13 Table: 1

Umpires: VARAYANON Chusakul (THA) KRMEJ Milana (SLO)

Player Statistics	SAFONOVA Viktoriia (RPC)					Match	WANG Rui (CHN)					Match	
	Game						Match	Game					
	1	2	3	4	5			1	2	3	4		5
Points won	11	11	11			33	6	9	3			18	
Biggest lead	5	3	8			8	1	2	-			2	
Points won on own serve	6	7	4			17	4	6	1			11	
Points lost on own serve	2	3	2			7	5	4	7			16	
Most consecutive points won	5	3	4			5	2	3	1			3	
Greatest deficit overcome	1	2	-			2	-	-	-			-	
Handedness/Grip						/						/	

Game/Match Statistics	Game					Match
	1	2	3	4	5	
Longest rally (strokes)	13	10	7			13
Average rally	4	4	4			4

### Game Progress

1	SAFONOVA Viktoriia (RPC)	0	0	*1	2	3	4	*4	4	5	5	*5	6	7	8	*9	10	10	11			
	WANG Rui (CHN)	*0	1	1	1	*1	1	2	3	*3	4	5	5	*5	5	5	5	*6	6			
2	SAFONOVA Viktoriia (RPC)	*0	1	1	1	*1	2	3	3	*4	5	6	6	*7	8	8	8	*9	10	10	10	11
	WANG Rui (CHN)	0	0	*1	2	3	3	*3	4	4	4	*4	5	5	5	*6	7	7	7	*8	9	9
3	SAFONOVA Viktoriia (RPC)	0	1	*2	3	3	4	*5	6	7	7	*8	9	9	10	11						
	WANG Rui (CHN)	*0	0	0	0	*1	1	1	1	*1	2	2	2	*3	3	3						

### Note:

The "Greatest deficit overcome" only applies when the player ends up winning the game.

### Legend:

\* Server

No. Number





## Match Results 試合結果

KIM Seongok (KOR) 1-3 van ZON Kelly (NED)

Game Summary		Match	Game 1	Game 2	Game 3	Game 4	Game 5
KIM Seongok	KOR	1	6	11	6	3	
van ZON Kelly	NED	3	11	5	11	11	
Duration:		27min	6min	6min	7min	6min	

Match No.: 10 Table: 2

Umpires: RIVERO Ernesto (VEN) NG Tsz Kin (HKG)

Player Statistics	KIM Seongok (KOR)					Match	van ZON Kelly (NED)					Match
	Game						Game					
	1	2	3	4	5		1	2	3	4	5	
Points won	6	11	6	3		26	11	5	11	11		38
Biggest lead	-	6	-	1		6	6	-	5	8		8
Points won on own serve	5	6	3	2		16	7	3	5	7		22
Points lost on own serve	4	2	6	4		16	1	5	3	1		10
Most consecutive points won	3	4	1	1		4	3	2	4	6		6
Greatest deficit overcome	-	-	-	-		-	-	-	-	1		1
Handedness/Grip	/						/					

Game/Match Statistics	Game					Match
	1	2	3	4	5	
Longest rally (strokes)	8	10	12	6		12
Average rally	4	4	5	3		4

### Game Progress

1	KIM Seongok (KOR)	*0	0	1	1	*1	1	2	2	*2	2	3	3	*3	4	5	6	*6	6
	van ZON Kelly (NED)	0	1	*1	2	3	4	*4	5	6	7	*7	8	9	9	*9	9	10	11
2	KIM Seongok (KOR)	0	1	*2	2	2	3	*4	5	6	6	*6	7	8	8	*9	10	11	
	van ZON Kelly (NED)	*0	0	0	1	*2	2	2	2	*2	3	4	4	*4	5	5	5	5	
3	KIM Seongok (KOR)	*0	0	1	1	*2	2	3	3	*4	4	5	5	*5	5	5	6	*6	6
	van ZON Kelly (NED)	0	1	*1	2	2	3	*3	4	4	5	*5	6	7	8	*9	9	10	11
4	KIM Seongok (KOR)	0	1	*1	2	2	2	*2	2	3	3	*3	3	3	3	3	3		
	van ZON Kelly (NED)	*0	0	1	1	*2	3	4	5	*5	6	7	8	*9	10	11			

### Note:

The "Greatest deficit overcome" only applies when the player ends up winning the game.

### Legend:

\* Server

No. Number



## Match Results 試合結果

BARNEOUD Anne (FRA) 1-3 SAFONOVA Viktoriia (RPC)

Game Summary		Match	Game 1	Game 2	Game 3	Game 4	Game 5
BARNEOUD Anne	FRA	1	8	9	11	5	
SAFONOVA Viktoriia	RPC	3	11	11	3	11	
Duration:		26min	6min	7min	5min	6min	

Match No.: 14 Table: 2

Umpires: RASINEN Asko (FIN) HERMANS Michel (BEL)

Player Statistics	BARNEOUD Anne (FRA)					Match	SAFONOVA Viktoriia (RPC)					Match
	Game						Game					
	1	2	3	4	5		1	2	3	4	5	
Points won	8	9	11	5		33	11	11	3	11		36
Biggest lead	-	2	8	1		8	3	3	1	6		6
Points won on own serve	5	5	5	2		17	7	6	2	5		20
Points lost on own serve	4	5	1	6		16	3	4	6	3		16
Most consecutive points won	3	2	8	2		8	3	5	2	7		7
Greatest deficit overcome	-	-	1	-		1	-	2	-	1		2
Handedness/Grip	/						/					

Game/Match Statistics	Game					Match
	1	2	3	4	5	
Longest rally (strokes)	7	10	8	5		10
Average rally	3	4	5	3		4

### Game Progress

1	BARNEOUD Anne (FRA)	0	0	*1	1	2	2	*2	2	3	3	*4	4	5	5	*6	7	8	8	*8	8	
	SAFONOVA Viktoriia (RPC)	*0	1	1	2	*2	3	4	5	*5	6	6	7	*7	8	8	8	*8	9	10	11	
2	BARNEOUD Anne (FRA)	*0	0	1	2	*2	2	3	4	*4	5	6	6	*6	6	6	6	*7	8	8	9	9
	SAFONOVA Viktoriia (RPC)	0	1	*1	1	2	3	*3	3	4	4	*4	5	6	7	*8	9	9	9	*10	10	11
3	BARNEOUD Anne (FRA)	0	0	*1	2	3	4	*5	6	7	8	*8	8	9	10	11						
	SAFONOVA Viktoriia (RPC)	*0	1	1	1	*1	1	1	1	*1	1	2	3	*3	3	3						
4	BARNEOUD Anne (FRA)	*0	1	1	2	*2	2	2	2	*2	2	2	3	*4	4	5	5	5				
	SAFONOVA Viktoriia (RPC)	0	0	*1	1	2	3	*4	5	6	7	*8	8	8	9	*9	10	11				

**Note:**  
The "Greatest deficit overcome" only applies when the player ends up winning the game.

**Legend:**  
\* Server  
No. Number



## Match Results 試合結果

van ZON Kelly (NED) 3-1 KORKUT Kubra (TUR)

Game Summary		Match	Game 1	Game 2	Game 3	Game 4	Game 5
van ZON Kelly	NED	3	11	3	11	11	
KORKUT Kubra	TUR	1	8	11	9	6	
Duration:		27min	6min	5min	7min	7min	

Match No.: 15 Table: 4

Umpires: YAMAGUCHI Yumi (JPN) BENCSIK Imre (HUN)

Player Statistics	van ZON Kelly (NED)					Match	KORKUT Kubra (TUR)					Match
	Game						Game					
	1	2	3	4	5		1	2	3	4	5	
Points won	11	3	11	11		36	8	11	9	6		34
Biggest lead	4	-	4	5		5	-	8	-	2		8
Points won on own serve	7	1	5	6		19	6	4	4	3		17
Points lost on own serve	2	7	5	3		17	4	2	6	5		17
Most consecutive points won	4	2	3	7		7	4	8	3	3		8
Greatest deficit overcome	-	-	-	2		2	-	-	-	-		-
Handedness/Grip	/						/					

Game/Match Statistics	Game					Match
	1	2	3	4	5	
Longest rally (strokes)	14	10	12	10		14
Average rally	4	4	5	4		4

### Game Progress

1	van ZON Kelly (NED)	0	1	*2	3	4	4	*4	5	6	6	*6	6	6	7	*7	8	9	9	*10	11	
	KORKUT Kubra (TUR)	*0	0	0	0	*0	1	2	2	*2	3	4	5	*6	6	7	7	*7	8	8	8	
2	van ZON Kelly (NED)	*0	0	0	0	*0	0	0	0	*0	1	1	2	*3	3	3						
	KORKUT Kubra (TUR)	0	1	*2	3	4	5	*6	7	8	8	*9	9	9	10	11						
3	van ZON Kelly (NED)	0	1	*2	2	3	4	*5	5	6	6	*6	6	7	7	*8	8	8	9	*9	10	11
	KORKUT Kubra (TUR)	*0	0	0	1	*1	1	1	2	*2	3	4	5	*5	6	6	7	*8	8	9	9	9
4	van ZON Kelly (NED)	*0	0	1	2	*2	3	3	3	*3	4	4	5	*6	7	8	9	*10	11			
	KORKUT Kubra (TUR)	0	1	*1	1	2	2	*3	4	5	5	*6	6	6	6	*6	6	6	6			

### Note:

The "Greatest deficit overcome" only applies when the player ends up winning the game.

### Legend:

\* Server

No. Number



## Match Results 試合結果

SAFONOVA Viktoriia (RPC) 2-3 van ZON Kelly (NED)

Game Summary		Match	Game 1	Game 2	Game 3	Game 4	Game 5
SAFONOVA Viktoriia	RPC	2	8	11	11	5	8
van ZON Kelly	NED	3	11	3	4	11	11
Duration:		31min	6min	5min	5min	5min	8min

Match No.: 16 Table: 2

Umpires: ZAKI Khaled (EGY) BYSTRICAN Marian (SVK)

Player Statistics	SAFONOVA Viktoriia (RPC)						van ZON Kelly (NED)					
	Game					Match	Game					Match
	1	2	3	4	5		1	2	3	4	5	
Points won	8	11	11	5	8	43	11	3	4	11	11	40
Biggest lead	1	8	7	-	1	8	3	-	1	6	3	6
Points won on own serve	6	6	6	4	4	26	7	3	2	7	5	24
Points lost on own serve	4	0	2	4	6	16	2	5	5	1	4	17
Most consecutive points won	3	5	5	2	2	5	4	2	2	3	2	4
Greatest deficit overcome	-	-	1	-	-	1	1	-	-	-	1	1
Handedness/Grip	/						/					

Game/Match Statistics	Game					Match
	1	2	3	4	5	
Longest rally (strokes)	8	9	10	7	8	10
Average rally	4	3	5	4	4	4

### Game Progress

1	SAFONOVA Viktoriia (RPC)	*0	1	1	1	*1	2	3	4	*4	5	5	5	*5	5	6	6	*7	8	8	8
	van ZON Kelly (NED)	0	0	*1	2	3	3	*3	3	4	4	*5	6	7	8	*8	9	9	9	*10	11
2	SAFONOVA Viktoriia (RPC)	0	1	*2	3	4	5	*5	6	7	7	*7	8	9	10	11					
	van ZON Kelly (NED)	*0	0	0	0	*0	0	1	1	*1	2	3	3	*3	3	3					
3	SAFONOVA Viktoriia (RPC)	*0	0	1	2	*2	3	4	5	*6	7	7	7	*8	9	10	11				
	van ZON Kelly (NED)	0	1	*1	1	2	2	*2	2	2	2	*3	4	4	4	*4	4				
4	SAFONOVA Viktoriia (RPC)	0	0	*0	0	1	1	*1	2	3	3	*3	4	4	5	*5	5	5			
	van ZON Kelly (NED)	*0	1	2	3	*3	4	5	5	*5	6	7	7	*8	8	9	10	11			
5	SAFONOVA Viktoriia (RPC)	*0	1	1	2	*2	2	3	4	*4	5	5	5	*6	6	6	7	*7	7	8	8
	van ZON Kelly (NED)	0	0	*1	1	2	3	*3	3	4	4	*5	6	6	7	*8	8	9	10	*10	11

### Note:

The "Greatest deficit overcome" only applies when the player ends up winning the game.

### Legend:

\* Server No. Number



## Player Statistics

プレーヤーの統計

As of MON 30 AUG 2021

Players	NPC Code	Matches				Games				Match Duration		
		Played	Won	Lost	%Won	Played	Won	Lost	%Won	All	Average	
BARNEOUD Anne	FRA	3	2	1	67%	12	7	5	58%	1h25min	28min	
		Points Won				Points Lost						
		Total	Own Serve: 60			Most Consecutive: 8		Total	Own Serve: 52			Most Consecutive: 7
		118	Opp. Serve: 58			GDO: 5		108	Opp. Serve: 56			GLL: 2
FRANCA dos SANTOS	BRA	2	0	2	0%	6	0	6	0%	36min	18min	
		Points Won				Points Lost						
		Total	Own Serve: 18			Most Consecutive: 4		Total	Own Serve: 27			Most Consecutive: 7
		28	Opp. Serve: 10			GDO: 0		66	Opp. Serve: 39			GLL: 2
KIM Seongok	KOR	3	1	2	33%	10	4	6	40%	1h5min	22min	
		Points Won				Points Lost						
		Total	Own Serve: 43			Most Consecutive: 6		Total	Own Serve: 42			Most Consecutive: 6
		75	Opp. Serve: 32			GDO: 2		91	Opp. Serve: 49			GLL: 1
KORKUT Kubra	TUR	3	2	1	67%	11	7	4	64%	1h14min	25min	
		Points Won				Points Lost						
		Total	Own Serve: 56			Most Consecutive: 8		Total	Own Serve: 42			Most Consecutive: 7
		109	Opp. Serve: 53			GDO: 6		88	Opp. Serve: 46			GLL: 2
KORNELIUSSEN Nora	NOR	2	0	2	0%	6	0	6	0%	34min	17min	
		Points Won				Points Lost						
		Total	Own Serve: 18			Most Consecutive: 3		Total	Own Serve: 31			Most Consecutive: 6
		34	Opp. Serve: 16			GDO: 0		66	Opp. Serve: 35			GLL: 2
PEREZ VILLALBA Claudia	MEX	2	0	2	0%	6	0	6	0%	42min	21min	
		Points Won				Points Lost						
		Total	Own Serve: 22			Most Consecutive: 5		Total	Own Serve: 31			Most Consecutive: 7
		39	Opp. Serve: 17			GDO: 0		66	Opp. Serve: 35			GLL: 3
SAFONOVA Viktoriia	RPC	5	3	2	60%	19	12	7	63%	2h6min	25min	
		Points Won				Points Lost						
		Total	Own Serve: 99			Most Consecutive: 7		Total	Own Serve: 67			Most Consecutive: 8
		180	Opp. Serve: 81			GDO: 2		150	Opp. Serve: 83			GLL: 6



## Player Statistics

プレイヤーの統計

As of MON 30 AUG 2021

Players	NPC Code	Matches				Games				Match Duration	
		Played	Won	Lost	%Won	Played	Won	Lost	%Won	All	Average
van ZON Kelly	NED	5	4	1	80%	21	14	7	67%	2h20min	28min
		Points Won				Points Lost					
		Total	Own Serve:	110	Most Consecutive:	7	Total	Own Serve:	76	Most Consecutive:	8
		199	Opp. Serve:	89	GDO:	2	174	Opp. Serve:	98	GLL:	5
WANG Rui	CHN	Matches				Games				Match Duration	
		Played	Won	Lost	%Won	Played	Won	Lost	%Won	All	Average
		3	2	1	67%	9	6	3	67%	54min	18min
		Points Won				Points Lost					
Total	Own Serve:	44	Most Consecutive:	7	Total	Own Serve:	28	Most Consecutive:	5		
84	Opp. Serve:	40	GDO:	1	57	Opp. Serve:	29	GLL:	2		

**Note:**

The "Greatest deficit overcome" only applies when the player ends up winning the game and "Greatest lead lost" only when losing.

**Legend:**

**GDO** Greatest deficit overcome    **GLL** Greatest lead lost    **Opp.** Opponent's



## Tournament Statistics

トーナメントの統計

As of MON 30 AUG 2021

Statistics	Preliminaries	Quarterfinals	Semifinals	Finals	Total
<b>Matches</b>					
Total	9	2	2	1	14
Game Margin: 3:0	7 78%	1 50%			8 57%
3:1	1 11%	1 50%	2 100%		4 29%
3:2	1 11%			1 100%	2 14%
Invalid Results Mark					
Duration: Total	3h17min	47min	53min	31min	5h28min
Longest	36min	27min	27min	31min	36min
Shortest	16min	20min	26min	31min	16min
Average	22min	24min	27min	31min	23min
<b>Games</b>					
Total	30	7	8	5	50
Point Margin: 11					
10	1 3%				1 2%
9					
8	3 10%	2 29%	2 25%	1 20%	8 16%
7	2 7%			1 20%	3 6%
6	4 13%	1 14%	1 13%	1 20%	7 14%
5	6 20%	3 43%	1 13%		10 20%
4	2 7%				2 4%
3	7 23%		2 25%	2 40%	11 22%
2	5 17%	1 14%	2 25%		8 16%
Invalid Results Mark					
Duration: Total	2h56min	44min	49min	29min	4h58min
Longest	9min	7min	7min	8min	9min
Shortest	4min	6min	5min	5min	4min
Average	6min	6min	6min	6min	6min
<b>Points</b>					
Total	529	115	139	83	866
Per game	17.63	16.43	17.38	16.60	17.32
Most consecutive won	7	6	8	5	8
Greatest deficit overcome	6	2	2	1	6
Longest rally	17	13	14	10	17
Average rally	4	4	4	4	4

**Note:**

The "Greatest deficit overcome" only applies when the player ends up winning the game.



**Medallists**  
メダリスト

Medal	Name	NPC
GOLD	van ZON Kelly	NED - Netherlands
SILVER	SAFONOVA Viktoriia	RPC - RPC
BRONZE	BARNEOUD Anne	FRA - France
	KORKUT Kubra	TUR - Turkey





## Entry List by Event

種目別エントリーリスト

As of SUN 22 AUG 2021

NPC	Name	Date of Birth	Qualification Pathway	World Ranking
<b>BRA - Brazil</b>	RODRIGUES LACERDA Lethicia	12 SEP 2002	CQ	9
<b>CHN - People's Republic of China</b>	HUANG Wenjuan	9 DEC 2004	QR	5
	MAO Jingdian	27 FEB 1995	CQ	1
<b>FRA - France</b>	KAMKASOMPHOU Thu	12 OCT 1968	CQ	2
<b>GER - Germany</b>	WOLF Juliane	26 FEB 1988	QR	4
<b>HUN - Hungary</b>	ARLOY Zsofia	5 SEP 1981	QT	6
<b>JPN - Japan</b>	TOMONO Yuri	1 MAY 2000	QI	7
<b>NED - Netherlands</b>	van HOOFF Frederique	17 FEB 2001	QI	8
<b>NOR - Norway</b>	DAHLEN Aida	5 OCT 1990	QR	3

### Legend:

<b>CQ</b>	Continental Qualification	<b>QI</b>	Qualified by Invitation	<b>QR</b>	World Ranking
<b>QT</b>	Qualification Tournament				



Draw - Preliminary Round  
トーナメント表 - 予選ラウンド

GROUP A

Match	Day	Time	Table	Name	1	2	3	Pts	Rk
3-1	25 AUG	12:20	2	1 MAO Jingdian (CHN)		<b>3:0</b> 8,5,8	<b>3:0</b> 6,3,10	4	1
2-1	25 AUG	20:40	2						
2-3	27 AUG	10:20	2	2 WOLF Juliane (GER)	<b>0:3</b> -8,-5,-8		<b>2:3</b> 5,7,-4,-7,-5	2	3
				3 TOMONO Yuri (JPN)	<b>0:3</b> -6,-3,-10	<b>3:2</b> -5,-7,4,7,5		3	2

GROUP B

Match	Day	Time	Table	Name	1	2	3	Pts	Rk
3-1	25 AUG	12:20	1	1 KAMKASOMPHOU Thu (FRA)		<b>3:2</b> 7,-7,-9,7,5	<b>3:1</b> 6,6,-10,2	4	1
2-1	25 AUG	20:40	1						
2-3	27 AUG	10:20	3	2 ARLOY Zsofia (HUN)	<b>2:3</b> -7,7,9,-7,-5		<b>3:0</b> 10,5,3	3	2
				3 van HOOFF Frederique (NED)	<b>1:3</b> -6,-6,10,-2	<b>0:3</b> -10,-5,-3		2	3

GROUP C

Match	Day	Time	Table	Name	1	2	3	Pts	Rk
3-1	25 AUG	12:20	3	1 DAHLEN Aida (NOR)		<b>2:3</b> 8,12,-10,-7,-10	<b>3:0</b> 6,8,5	3	2
2-1	25 AUG	20:40	4						
2-3	27 AUG	10:20	1	2 HUANG Wenjuan (CHN)	<b>3:2</b> -8,-12,10,7,10		<b>3:1</b> 6,-8,1,7	4	1
				3 RODRIGUES LACERDA Leticia (BRA)	<b>0:3</b> -6,-8,-5	<b>1:3</b> -6,8,-1,-7		2	3

Qualification rule:

First and Second from each group will qualify for the Quarterfinals.

Legend:

Pts Points Rk Rank





## Match Results

試合結果

TOMONO Yuri (JPN) 0-3 MAO Jingdian (CHN)

Game Summary		Match	Game 1	Game 2	Game 3	Game 4	Game 5
TOMONO Yuri	JPN	0	6	3	10		
MAO Jingdian	CHN	3	11	11	12		
Duration:		23min	7min	5min	10min		

Match No.: 1 Table: 2

Umpires: OH Yong Seng (SGP) RIVERO Ernesto (VEN)

Player Statistics	TOMONO Yuri (JPN)					Match	MAO Jingdian (CHN)					Match
	Game						Game					
	1	2	3	4	5		1	2	3	4	5	
Points won	6	3	10			19	11	11	12			34
Biggest lead	-	-	7			7	5	8	2			8
Points won on own serve	5	2	5			12	8	5	6			19
Points lost on own serve	3	6	6			15	1	1	5			7
Most consecutive points won	3	1	6			6	3	7	6			7
Greatest deficit overcome	-	-	-			-	-	-	7			7
Handedness/Grip	/						/					

Game/Match Statistics	Game					Match
	1	2	3	4	5	
Longest rally (strokes)	18	10	19			19
Average rally	8	4	8			7

### Game Progress

1	TOMONO Yuri (JPN)		0	0	*0	0	1	1	*1	2	2	2	*3	4	5	5	*5	6	6	6						
	MAO Jingdian (CHN)		*0	1	2	3	*3	4	5	5	*6	7	7	7	*7	8	9	9	*10	11						
2	TOMONO Yuri (JPN)		*0	0	1	1	*1	1	1	1	*1	1	2	2	*3	3	3									
	MAO Jingdian (CHN)		0	1	*1	2	3	4	*5	6	7	8	*8	9	9	10	11									
3	TOMONO Yuri (JPN)		0	1	*2	2	3	3	*4	5	6	7	*8	9	9	9	*9	9	10	10	*10	10	10	*10	10	
	MAO Jingdian (CHN)		*0	0	0	1	*1	2	2	2	*2	2	2	2	2	*3	4	5	6	*6	7	8	9	*10	11	12

### Note:

The "Greatest deficit overcome" only applies when the player ends up winning the game.

### Legend:

\* Server

No. Number



## Match Results 試合結果

van HOOFF Frederique (NED) 1-3 KAMKASOMPHOU Thu (FRA)

Game Summary		Match	Game 1	Game 2	Game 3	Game 4	Game 5
van HOOFF Frederique	NED	1	6	6	12	2	
KAMKASOMPHOU Thu	FRA	3	11	11	10	11	
Duration:		26min	5min	6min	8min	4min	

Match No.: 2 Table: 1

Umpires: KHALILI MARANDI Pari (MAS) PICHARDO Luz (DOM)

Player Statistics	van HOOFF Frederique (NED)					Match	KAMKASOMPHOU Thu (FRA)					Match
	Game						Game					
	1	2	3	4	5		1	2	3	4	5	
Points won	6	6	12	2		26	11	11	10	11		43
Biggest lead	-	-	2	-		2	5	5	3	9		9
Points won on own serve	2	4	6	2		14	4	7	5	7		23
Points lost on own serve	7	4	5	4		20	4	2	6	0		12
Most consecutive points won	2	2	3	1		3	3	4	4	6		6
Greatest deficit overcome	-	-	3	-		3	-	-	-	-		-
Handedness/Grip	/						/					

Game/Match Statistics	Game					Match
	1	2	3	4	5	
Longest rally (strokes)	6	7	11	5		11
Average rally	3	3	4	3		3

### Game Progress

1	van HOOFF Frederique (NED)	*0	0	0	0	*1	2	2	2	*3	3	3	4	*4	5	5	6	*6	6					
	KAMKASOMPHOU Thu (FRA)	0	1	*2	3	3	*4	5	5	6	*7	7	8	8	*9	9	10	11						
2	van HOOFF Frederique (NED)	0	0	*0	1	2	2	*2	3	3	3	*4	5	5	6	*6	6	6	6					
	KAMKASOMPHOU Thu (FRA)	*0	1	2	2	*2	3	4	4	*5	6	6	6	*7	7	8	9	*10	11					
3	van HOOFF Frederique (NED)	*0	1	1	1	*2	2	3	4	*4	4	4	4	*5	6	7	7	*8	9	9	10	*10	11	12
	KAMKASOMPHOU Thu (FRA)	0	0	*1	2	2	3	*3	3	4	5	*6	7	7	7	*7	8	8	8	*9	9	10	*10	10
4	van HOOFF Frederique (NED)	0	0	*0	1	1	1	*1	2	2	2	*2	2	2	2	2	2	2	2					
	KAMKASOMPHOU Thu (FRA)	*0	1	2	2	*3	4	5	5	*6	7	8	9	*10	11									

**Note:**  
The "Greatest deficit overcome" only applies when the player ends up winning the game.

**Legend:**  
\* Server  
No. Number



## Match Results 試合結果

RODRIGUES LACERDA Lethicia (BRA) **0-3** DAHLEN Aida (NOR)

Game Summary		Match	Game 1	Game 2	Game 3	Game 4	Game 5
RODRIGUES LACERDA Lethicia	BRA	0	6	8	5		
DAHLEN Aida	NOR	3	11	11	11		
Duration:		22min	5min	7min	6min		

Match No.: 3 Table: 3

Umpires: VARAYANON Chusakul (THA) DZIOBA Grzegorz (CAN)

Player Statistics	RODRIGUES LACERDA Lethicia (BRA)					Match	DAHLEN Aida (NOR)					Match
	Game						Game					
	1	2	3	4	5		1	2	3	4	5	
Points won	6	8	5			19	11	11	11			33
Biggest lead	2	3	1			3	5	6	6			6
Points won on own serve	2	3	3			8	4	5	6			15
Points lost on own serve	7	6	5			18	4	5	2			11
Most consecutive points won	2	4	2			4	6	9	5			9
Greatest deficit overcome	-	-	-			-	2	3	1			3
Handedness/Grip	/						/					

Game/Match Statistics	Game					Match
	1	2	3	4	5	
Longest rally (strokes)	8	8	16			16
Average rally	3	4	6			4

### Game Progress

1	RODRIGUES LACERDA Lethicia (BRA)	*0	1	1	1	*2	3	3	4	*5	5	5	5	*5	5	5	6	*6	6		
	DAHLEN Aida (NOR)	0	0	*1	2	2	2	*3	3	3	4	*5	6	7	8	*9	9	10	11		
2	RODRIGUES LACERDA Lethicia (BRA)	0	1	*2	3	3	3	*3	3	3	3	*3	3	3	4	*5	6	7	7	*8	8
	DAHLEN Aida (NOR)	*0	0	0	0	*1	2	3	4	*5	6	7	8	*9	9	9	9	*9	10	10	11
3	RODRIGUES LACERDA Lethicia (BRA)	*0	0	1	2	*2	2	2	3	*3	3	3	3	*3	4	5	5	5	5		
	DAHLEN Aida (NOR)	0	1	*1	1	2	3	*4	4	5	6	*7	8	9	9	*9	10	11			

### Note:

The "Greatest deficit overcome" only applies when the player ends up winning the game.

### Legend:

\* Server

No. Number



## Match Results 試合結果

WOLF Juliane (GER) 0-3 MAO Jingdian (CHN)

Game Summary		Match	Game 1	Game 2	Game 3	Game 4	Game 5
WOLF Juliane	GER	0	8	5	8		
MAO Jingdian	CHN	3	11	11	11		
Duration:		22min	6min	6min	8min		

Match No.: 4 Table: 2

Umpires: PICHARDO Luz (DOM) KHALILI MARANDI Pari (MAS)

Player Statistics	WOLF Juliane (GER)					Match	MAO Jingdian (CHN)					Match
	Game						Game					
	1	2	3	4	5		1	2	3	4	5	
Points won	8	5	8			21	11	11	11			33
Biggest lead	-	-	4			4	6	8	3			8
Points won on own serve	4	3	5			12	6	6	7			19
Points lost on own serve	5	5	4			14	4	2	3			9
Most consecutive points won	4	3	4			4	5	7	4			7
Greatest deficit overcome	-	-	-			-	-	-	4			4
Handedness/Grip	/						/					

Game/Match Statistics	Game					Match
	1	2	3	4	5	
Longest rally (strokes)	10	10	18			18
Average rally	5	5	6			5

### Game Progress

1	WOLF Juliane (GER)	*0	1	1	*1	2	2	*2	2	3	4	*4	4	4	4	*4	5	6	7	*8	8
	MAO Jingdian (CHN)	0	0	*1	2	*2	3	4	5	*5	5	6	7	*8	9	10	10	*10	10	10	11
2	WOLF Juliane (GER)	*0	0	0	0	*1	2	2	2	*2	2	2	2	*2	3	4	5	5			
	MAO Jingdian (CHN)	0	1	*2	3	3	3	*4	5	6	7	*8	9	10	10	*10	10	11			
3	WOLF Juliane (GER)	0	1	*2	3	4	4	*4	5	5	5	*6	6	6	6	*6	7	8	8	*8	8
	MAO Jingdian (CHN)	*0	0	0	0	*0	1	2	2	*3	4	4	5	*6	7	8	8	*8	9	10	11

**Note:**  
The "Greatest deficit overcome" only applies when the player ends up winning the game.

**Legend:**  
\* Server No. Number



## Match Results 試合結果

ARLOY Zsofia (HUN) 2-3 KAMKASOMPHOU Thu (FRA)

Game Summary		Match	Game 1	Game 2	Game 3	Game 4	Game 5
ARLOY Zsofia	HUN	2	7	11	11	7	5
KAMKASOMPHOU Thu	FRA	3	11	7	9	11	11
Duration:		38min	6min	6min	9min	7min	6min

Match No.: 5 Table: 1

Umpires: RIVERO Ernesto (VEN) OH Yong Seng (SGP)

Player Statistics	ARLOY Zsofia (HUN)						Match	KAMKASOMPHOU Thu (FRA)						Match
	Game					Match		Game					Match	
	1	2	3	4	5			1	2	3	4	5		
Points won	7	11	11	7	5	41	11	7	9	11	11	49		
Biggest lead	-	4	2	2	1	4	6	2	4	4	6	6		
Points won on own serve	5	6	5	4	3	23	6	5	4	7	6	28		
Points lost on own serve	5	2	5	4	5	21	2	5	6	3	2	18		
Most consecutive points won	4	4	4	3	1	4	6	2	3	4	4	6		
Greatest deficit overcome	-	2	4	-	-	4	-	-	-	2	1	2		
Handedness/Grip	/							/						

Game/Match Statistics	Game					Match
	1	2	3	4	5	
Longest rally (strokes)	6	7	11	9	9	11
Average rally	4	4	4	4	5	4

### Game Progress

1	ARLOY Zsofia (HUN)	*0	0	1	1	*1	2	3	3	*3	3	3	*3	4	5	6	*7	7	7			
	KAMKASOMPHOU Thu (FRA)	0	1	*1	2	3	3	*3	4	5	6	*7	8	9	9	*9	9	9	10	11		
2	ARLOY Zsofia (HUN)	0	0	*0	1	2	2	*3	4	4	4	*5	5	6	7	*7	8	9	10	11		
	KAMKASOMPHOU Thu (FRA)	*0	1	2	2	*2	3	3	3	*4	5	5	6	*6	6	7	7	*7	7	7		
3	ARLOY Zsofia (HUN)	*0	1	1	2	*2	2	2	3	*3	3	3	4	*5	6	7	7	*7	8	9	10	11
	KAMKASOMPHOU Thu (FRA)	0	0	*1	1	2	3	*4	4	5	6	*7	7	7	7	*7	8	9	9	*9	9	9
4	ARLOY Zsofia (HUN)	0	0	*1	2	3	3	*3	4	4	5	*5	5	5	5	*6	7	7	7	7		
	KAMKASOMPHOU Thu (FRA)	*0	1	1	1	*1	2	3	3	*4	4	5	6	*7	8	8	8	*9	10	11		
5	ARLOY Zsofia (HUN)	*0	1	1	1	*1	2	2	2	*3	3	4	4	*4	4	4	5	5				
	KAMKASOMPHOU Thu (FRA)	0	0	*1	2	3	3	*4	5	5	6	*6	7	8	9	*10	10	11				

**Note:**  
The "Greatest deficit overcome" only applies when the player ends up winning the game.

**Legend:**  
\* Server  
No. Number





Match Results  
試合結果

HUANG Wenjuan (CHN) 3-2 DAHLEN Aida (NOR)

Game Summary		Match	Game 1	Game 2	Game 3	Game 4	Game 5
HUANG Wenjuan	CHN	3	8	12	12	11	12
DAHLEN Aida	NOR	2	11	14	10	7	10
Duration:		38min	6min	8min	7min	5min	7min

Match No.: 6 Table: 4

Umpires: IGARASHI Kumiko (JPN) GRIAZNOVA Liudmila (RUS)

Player Statistics	HUANG Wenjuan (CHN)						DAHLEN Aida (NOR)					
	Game					Match	Game					Match
	1	2	3	4	5		1	2	3	4	5	
Points won	8	12	12	11	12	55	11	14	10	7	10	52
Biggest lead	1	3	4	4	3	4	5	2	3	1	1	5
Points won on own serve	4	7	6	5	6	28	6	8	5	2	5	26
Points lost on own serve	5	6	5	5	5	26	4	5	6	6	6	27
Most consecutive points won	4	3	4	5	3	5	3	3	4	3	3	4
Greatest deficit overcome	-	-	3	1	1	3	1	3	-	-	-	3
Handedness/Grip	/						/					

Game/Match Statistics	Game					Match
	1	2	3	4	5	
Longest rally (strokes)	15	19	13	10	19	19
Average rally	5	5	5	4	6	5

Game Progress

1	HUANG Wenjuan (CHN)	0	1	*1	1	2	2	*2	2	3	3	*4	4	4	4	*5	6	7	8	*8	8						
	DAHLEN Aida (NOR)	*0	0	1	2	*2	3	4	5	*5	6	6	7	*8	9	9	9	*9	9	10	11						
2	HUANG Wenjuan (CHN)	*0	0	1	2	*2	3	4	5	*5	5	6	6	*6	7	7	7	*8	9	9	9	*10	10	*11	12	*12	12
	DAHLEN Aida (NOR)	0	1	*1	1	2	2	*2	2	3	4	*4	5	6	6	*7	8	8	8	*9	10	10	*11	11	*11	12	*13
		12																									
		14																									
3	HUANG Wenjuan (CHN)	0	1	*1	1	1	1	*2	3	4	4	*5	6	6	7	*8	9	10	10	*10	10	10	*11	12			
	DAHLEN Aida (NOR)	*0	0	1	2	*3	4	4	4	*4	5	5	5	*6	6	6	6	*6	7	8	9	*10	10	10			
4	HUANG Wenjuan (CHN)	*0	1	1	2	*3	4	4	5	*5	5	5	6	*6	6	7	8	*9	10	11							
	DAHLEN Aida (NOR)	0	0	*1	1	1	1	*2	2	3	4	*5	5	6	7	*7	7	7	7	7							
5	HUANG Wenjuan (CHN)	0	0	*1	2	3	3	*4	4	4	5	*6	7	7	7	*7	8	8	8	*9	9	10	*11	12			
	DAHLEN Aida (NOR)	*0	1	1	1	*1	2	2	3	*4	4	4	4	*5	6	7	7	*8	9	9	10	*10	10	10			

Note:  
The "Greatest deficit overcome" only applies when the player ends up winning the game.

Legend:  
\* Server No. Number



## Match Results 試合結果

WOLF Juliane (GER) 2-3 TOMONO Yuri (JPN)

Game Summary		Match	Game 1	Game 2	Game 3	Game 4	Game 5
WOLF Juliane	GER	2	11	11	4	7	5
TOMONO Yuri	JPN	3	5	7	11	11	11
Duration:		40min	6min	8min	6min	8min	8min

Match No.: 7 Table: 2

Umpires: RIVERO Ernesto (VEN) KRMEJ Milana (SLO)

Player Statistics	WOLF Juliane (GER)						TOMONO Yuri (JPN)					
	Game					Match	Game					Match
	1	2	3	4	5		1	2	3	4	5	
Points won	11	11	4	7	5	38	5	7	11	11	11	45
Biggest lead	6	5	-	1	-	6	2	1	7	4	6	7
Points won on own serve	4	3	1	4	4	16	1	2	4	7	7	21
Points lost on own serve	4	5	7	4	4	24	7	8	3	3	1	22
Most consecutive points won	5	4	1	2	2	5	2	2	4	3	5	5
Greatest deficit overcome	2	1	-	-	-	2	-	-	-	1	-	1
Handedness/Grip	/						/					

Game/Match Statistics	Game					Match
	1	2	3	4	5	
Longest rally (strokes)	16	15	13	12	22	22
Average rally	5	6	5	6	6	6

### Game Progress

1	WOLF Juliane (GER)	*0	0	0	1	*2	2	2	3	*4	5	6	6	*7	8	9	10	11		
	TOMONO Yuri (JPN)	0	1	*2	2	2	3	*4	4	4	4	*4	5	5	5	*5	5	5		
2	WOLF Juliane (GER)	0	0	*1	1	2	3	*4	4	4	5	*6	6	7	8	*9	10	10	10	11
	TOMONO Yuri (JPN)	*0	1	1	2	*2	2	2	3	*4	4	4	5	*5	5	5	5	*6	7	7
3	WOLF Juliane (GER)	*0	0	1	1	*2	2	2	2	*3	3	3	4	*4	4	4	4	4		
	TOMONO Yuri (JPN)	0	1	*1	2	2	3	*4	5	5	6	*7	7	8	9	*10	11			
4	WOLF Juliane (GER)	0	1	*1	1	1	2	*2	3	3	3	*3	4	5	5	*5	6	6	7	7
	TOMONO Yuri (JPN)	*0	0	1	2	*3	3	4	4	*5	6	7	7	*7	8	9	9	*10	10	11
5	WOLF Juliane (GER)	*0	0	1	1	*1	2	3	3	*3	3	4	5	*5	5	5	5	5		
	TOMONO Yuri (JPN)	0	1	*1	2	3	3	*3	4	5	6	*6	6	7	8	*9	10	11		

**Note:**  
The "Greatest deficit overcome" only applies when the player ends up winning the game.

**Legend:**  
\* Server  
No. Number



## Match Results

試合結果

**ARLOY Zsofia (HUN) 3-0 van HOOF Frederique (NED)**

Game Summary		Match	Game 1	Game 2	Game 3	Game 4	Game 5
ARLOY Zsofia	HUN	3	12	11	11		
van HOOF Frederique	NED	0	10	5	3		
Duration:		22min	8min	6min	5min		

Match No.: 8 Table: 3

Umpires: KHALILI MARANDI Pari (MAS) RASINEN Asko (FIN)

Player Statistics	ARLOY Zsofia (HUN)					Match	van HOOF Frederique (NED)					Match
	Game						Game					
	1	2	3	4	5		1	2	3	4	5	
Points won	12	11	11			34	10	5	3			18
Biggest lead	4	6	8			8	3	-	-			3
Points won on own serve	6	7	3			16	5	4	0			9
Points lost on own serve	5	1	3			9	6	4	8			18
Most consecutive points won	5	4	4			5	4	2	1			4
Greatest deficit overcome	3	-	-			3	-	-	-			-
Handedness/Grip						/						/

Game/Match Statistics	Game					Match
	1	2	3	4	5	
Longest rally (strokes)	10	8	15			15
Average rally	4	4	5			5

### Game Progress

1	ARLOY Zsofia (HUN)	0	1	*1	1	1	1	*2	3	4	4	*5	5	6	7	*8	9	10	10	*10	10	10	*11	12
	van HOOF Frederique (NED)	*0	0	1	2	*3	4	4	4	*4	5	5	6	*6	6	6	6	*6	7	8	9	*10	10	10
2	ARLOY Zsofia (HUN)	*0	1	2	3	*3	4	5	5	*5	6	6	7	*7	8	9	10	11						
	van HOOF Frederique (NED)	0	0	*0	0	1	1	*1	2	3	3	*4	4	5	5	*5	5	5						
3	ARLOY Zsofia (HUN)	0	1	*2	2	3	4	*5	6	6	7	*8	9	9	10	11								
	van HOOF Frederique (NED)	*0	0	0	1	*1	1	1	1	*2	2	2	2	*3	3	3								

### Note:

The "Greatest deficit overcome" only applies when the player ends up winning the game.

### Legend:

\* Server

No. Number



## Match Results 試合結果

**HUANG Wenjuan (CHN) 3-1 RODRIGUES LACERDA Lethicia (BRA)**

Game Summary		Match	Game 1	Game 2	Game 3	Game 4	Game 5
HUANG Wenjuan	CHN	3	11	8	11	11	
RODRIGUES LACERDA Lethicia	BRA	1	6	11	1	7	
Duration:		26min	5min	6min	6min	6min	

Match No.: 9 Table: 1

Umpires: KAMIYA Akiko (JPN) FUJIMOTO Shigeko (JPN)

Player Statistics	HUANG Wenjuan (CHN)					Match	RODRIGUES LACERDA Lethicia (BRA)					Match	
	Game						Match	Game					
	1	2	3	4	5			1	2	3	4		5
Points won	11	8	11	11		41	6	11	1	7		25	
Biggest lead	8	2	10	4		10	-	3	-	2		3	
Points won on own serve	6	3	6	4		13	4	5	1	1		7	
Points lost on own serve	2	6	0	5		11	5	4	4	7		15	
Most consecutive points won	7	2	10	3		10	4	4	1	2		4	
Greatest deficit overcome	-	-	-	2		2	-	2	-	-		2	
Handedness/Grip						/						/	

Game/Match Statistics	Game					Match
	1	2	3	4	5	
Longest rally (strokes)	11	14	16	16		16
Average rally	5	6	6	8		6

### Game Progress

1	HUANG Wenjuan (CHN)	0	1	*1	2	3	4	*5	6	7	8	*8	9	10	10	*10	10	10	11		
	RODRIGUES LACERDA Lethicia (BRA)	*0	0	1	1	*1	1	1	1	*1	1	2	2	*2	3	4	5	*6	6		
2	HUANG Wenjuan (CHN)	*0	1	1	2	*3	3	3	3	*3	4	4	4	*5	6	6	7	*7	7	8	8
	RODRIGUES LACERDA Lethicia (BRA)	0	0	*1	1	1	2	*3	4	5	5	*6	7	7	7	*8	8	9	10	*10	11
3	HUANG Wenjuan (CHN)	0	1	*1	2	3	4	*5	6	7	8	*9	10	11							
	RODRIGUES LACERDA Lethicia (BRA)	*0	0	1	1	*1	1	1	1	*1	1	1	1	1							
4	HUANG Wenjuan (CHN)	*0	0	0	1	*1	2	2	3	*4	5	5	6	*7	7	8	9	*10	10	11	
	RODRIGUES LACERDA Lethicia (BRA)	0	1	*2	2	3	3	*4	4	4	4	*5	5	5	6	*6	6	6	7	7	

**Note:**  
The "Greatest deficit overcome" only applies when the player ends up winning the game.

**Legend:**  
\* Server  
No. Number



## Match Results 試合結果

ARLOY Zsofia (HUN) 1-3 DAHLEN Aida (NOR)

Game Summary		Match	Game 1	Game 2	Game 3	Game 4	Game 5
ARLOY Zsofia	HUN	1	12	6	11	5	
DAHLEN Aida	NOR	3	14	11	9	11	
Duration:		37min	10min	7min	10min	8min	

Match No.: 13 Table: 3

Umpires: YAMAGUCHI Yumi (JPN) IBA Yoko (JPN)

Player Statistics	ARLOY Zsofia (HUN)					Match	DAHLEN Aida (NOR)					Match
	Game						Game					
	1	2	3	4	5		1	2	3	4	5	
Points won	12	6	11	5		34	14	11	9	11		45
Biggest lead	1	-	3	-		3	4	5	4	7		7
Points won on own serve	6	4	5	3		18	7	6	4	6		23
Points lost on own serve	7	5	5	5		22	6	2	6	2		16
Most consecutive points won	4	2	7	2		7	3	4	4	7		7
Greatest deficit overcome	-	-	4	-		4	1	-	-	-		1
Handedness/Grip	/						/					

Game/Match Statistics	Game					Match
	1	2	3	4	5	
Longest rally (strokes)	12	23	9	9		23
Average rally	5	6	5	4		5

### Game Progress

1	ARLOY Zsofia (HUN)	0	0	*0	1	1	1	*2	3	3	4	*4	4	4	5	*6	6	7	7	*8	9	10	*11	11	*11	12	*12
	DAHLEN Aida (NOR)	*0	1	2	2	*3	4	4	4	*5	5	6	7	*8	8	8	9	*9	10	10	10	*10	10	*11	12	*12	13
		12																									
		14																									
2	ARLOY Zsofia (HUN)	*0	0	0	0	*0	1	1	1	*2	3	3	4	*4	5	6	6	*6	6								
	DAHLEN Aida (NOR)	0	1	*2	3	4	4	*5	6	6	6	*7	7	8	8	*8	9	10	11								
3	ARLOY Zsofia (HUN)	0	0	*0	0	0	1	*2	3	4	5	*6	7	7	8	*8	8	8	8	*9	10	11					
	DAHLEN Aida (NOR)	*0	1	2	3	*4	4	4	4	*4	4	4	4	*5	5	6	7	*8	9	9	9	9					
4	ARLOY Zsofia (HUN)	*0	0	1	1	*1	1	1	1	*1	1	2	3	*3	3	4	5	5									
	DAHLEN Aida (NOR)	0	1	*1	2	3	4	*5	6	7	8	*8	8	9	10	*10	10	11									

### Note:

The "Greatest deficit overcome" only applies when the player ends up winning the game.

### Legend:

\* Server

No. Number



## Match Results

試合結果

**HUANG Wenjuan (CHN) 3-0 TOMONO Yuri (JPN)**

Game Summary		Match	Game 1	Game 2	Game 3	Game 4	Game 5
HUANG Wenjuan	CHN	3	11	11	11		
TOMONO Yuri	JPN	0	3	4	5		
Duration:		18min	4min	5min	6min		

Match No.: 10 Table: 2

Umpires: RASINEN Asko (FIN) KHALILI MARANDI Pari (MAS)

Player Statistics	HUANG Wenjuan (CHN)					Match	TOMONO Yuri (JPN)					Match
	Game						Game					
	1	2	3	4	5		1	2	3	4	5	
Points won	11	11	11			33	3	4	5			12
Biggest lead	8	7	6			8	1	-	1			1
Points won on own serve	4	5	6			15	1	1	3			5
Points lost on own serve	2	3	2			7	7	6	5			18
Most consecutive points won	7	5	5			7	1	2	2			2
Greatest deficit overcome	1	-	1			1	-	-	-			-
Handedness/Grip						/						/

Game/Match Statistics	Game					Match
	1	2	3	4	5	
Longest rally (strokes)	15	13	9			15
Average rally	5	6	4			5

### Game Progress

1	HUANG Wenjuan (CHN)	0	0	*1	2	2	3	*4	4	5	6	*7	8	9	10	11		
	TOMONO Yuri (JPN)	*0	1	1	1	*2	2	2	3	*3	3	3	3	*3	3	3		
2	HUANG Wenjuan (CHN)	*0	1	1	2	*3	4	4	5	*6	7	8	9	*9	9	10	11	
	TOMONO Yuri (JPN)	0	0	*1	1	1	1	*2	2	2	2	*2	2	3	4	*4	4	
3	HUANG Wenjuan (CHN)	0	0	*1	2	3	4	*5	5	5	6	*6	7	8	9	*9	10	11
	TOMONO Yuri (JPN)	*0	1	1	1	*1	1	1	2	*3	3	4	4	*4	4	5	5	5

### Note:

The "Greatest deficit overcome" only applies when the player ends up winning the game.

### Legend:

\* Server

No. Number



## Match Results

試合結果

MAO Jingdian (CHN) 3-0 DAHLEN Aida (NOR)

Game Summary		Match	Game 1	Game 2	Game 3	Game 4	Game 5
MAO Jingdian	CHN	3	11	11	11		
DAHLEN Aida	NOR	0	2	3	5		
Duration:		16min	4min	4min	5min		

Match No.: 14 Table: 3

Umpires: IOKI Setsuko (JPN) DAIRA Hiroe (JPN)

Player Statistics	MAO Jingdian (CHN)					Match	DAHLEN Aida (NOR)					Match	
	Game						Match	Game					
	1	2	3	4	5			1	2	3	4		5
Points won	11	11	11			33	2	3	5			10	
Biggest lead	9	8	6			9	-	-	2			2	
Points won on own serve	5	7	6			18	1	2	3			6	
Points lost on own serve	1	1	2			4	6	4	5			15	
Most consecutive points won	6	5	5			6	1	1	2			2	
Greatest deficit overcome	-	-	2			2	-	-	-			-	
Handedness/Grip						/						/	

Game/Match Statistics	Game					Match
	1	2	3	4	5	
Longest rally (strokes)	9	10	8			10
Average rally	5	4	4			4

### Game Progress

1	MAO Jingdian (CHN)	0	1	*2	2	3	4	*5	6	7	8	*8	9	10	11			
	DAHLEN Aida (NOR)	*0	0	0	1	*1	1	1	1	*1	1	2	2	*2	2			
2	MAO Jingdian (CHN)	*0	1	2	2	*3	4	5	5	*6	7	8	9	*10	10	11		
	DAHLEN Aida (NOR)	0	0	*0	1	1	1	*1	2	2	2	*2	2	2	3	3		
3	MAO Jingdian (CHN)	0	0	*0	1	2	3	*4	4	5	6	*6	6	7	8	*9	10	11
	DAHLEN Aida (NOR)	*0	1	2	2	*2	2	2	3	*3	3	4	5	*5	5	5	5	5

### Note:

The "Greatest deficit overcome" only applies when the player ends up winning the game.

### Legend:

\* Server

No. Number



## Match Results 試合結果

**HUANG Wenjuan (CHN) 3-1 KAMKASOMPHOU Thu (FRA)**

Game Summary		Match	Game 1	Game 2	Game 3	Game 4	Game 5
HUANG Wenjuan	CHN	3	11	11	5	11	
KAMKASOMPHOU Thu	FRA	1	7	6	11	5	
Duration:		21min	5min	5min	4min	4min	

Match No.: 15 Table: 4

Umpires: CHOI Chang Seong (KOR) ALIOTTA Esther (USA)

Player Statistics	HUANG Wenjuan (CHN)					Match	KAMKASOMPHOU Thu (FRA)					Match
	Game						Game					
	1	2	3	4	5		1	2	3	4	5	
Points won	11	11	5	11		38	7	6	11	5		29
Biggest lead	6	6	-	6		6	-	-	7	1		7
Points won on own serve	8	4	2	7		21	5	2	5	4		16
Points lost on own serve	2	4	6	1		13	3	7	3	4		17
Most consecutive points won	3	4	3	3		4	3	3	5	1		5
Greatest deficit overcome	-	-	-	1		1	-	-	-	-		-
Handedness/Grip	/						/					

Game/Match Statistics	Game					Match
	1	2	3	4	5	
Longest rally (strokes)	10	7	11	9		11
Average rally	4	4	4	4		4

### Game Progress

1	HUANG Wenjuan (CHN)	*0	1	2	3	*3	4	5	6	*6	7	8	8	*8	8	9	9	*10	10	11
	KAMKASOMPHOU Thu (FRA)	0	0	*0	0	1	1	*1	1	2	2	*2	3	4	5	*5	6	6	7	7
2	HUANG Wenjuan (CHN)	0	1	*1	2	3	4	*5	5	6	7	*8	8	8	8	*9	10	10	11	
	KAMKASOMPHOU Thu (FRA)	*0	0	1	1	*1	1	1	2	*2	2	2	3	*4	5	5	5	*6	6	
3	HUANG Wenjuan (CHN)	*0	0	0	0	*0	0	1	2	*3	3	3	3	*3	3	4	5	5		
	KAMKASOMPHOU Thu (FRA)	0	1	*2	3	4	5	*5	5	5	6	*7	8	9	10	*10	10	11		
4	HUANG Wenjuan (CHN)	0	0	*1	1	2	2	*3	4	5	5	*6	7	8	8	*9	10	11		
	KAMKASOMPHOU Thu (FRA)	*0	1	1	2	*2	3	3	3	*3	4	4	4	*4	5	5	5	5		

### Note:

The "Greatest deficit overcome" only applies when the player ends up winning the game.

### Legend:

\* Server

No. Number





## Match Results 試合結果

MAO Jingdian (CHN) 3-1 HUANG Wenjuan (CHN)

Game Summary		Match	Game 1	Game 2	Game 3	Game 4	Game 5
MAO Jingdian	CHN	3	11	11	11	11	
HUANG Wenjuan	CHN	1	13	5	5	9	
Duration:		26min	8min	6min	6min	8min	

Match No.: 16 Table: 2

Umpires: HERMANS Michel (BEL) FUKUDA Tomoko (JPN)

Player Statistics	MAO Jingdian (CHN)					Match	HUANG Wenjuan (CHN)					Match	
	Game						Match	Game					
	1	2	3	4	5			1	2	3	4		5
Points won	11	11	11	11		44	13	5	5	9		32	
Biggest lead	2	6	6	5		6	3	1	-	1		3	
Points won on own serve	6	5	6	5		22	7	2	3	4		16	
Points lost on own serve	6	3	2	5		16	5	6	5	6		22	
Most consecutive points won	5	4	4	6		6	3	2	2	3		3	
Greatest deficit overcome	-	1	-	1		1	2	-	-	-		2	
Handedness/Grip						/						/	

Game/Match Statistics	Game					Match
	1	2	3	4	5	
Longest rally (strokes)	17	17	17	18		18
Average rally	6	7	6	6		6

### Game Progress

1	MAO Jingdian (CHN)	0	0	*0	0	1	1	*2	2	3	4	*5	6	7	7	*8	8	9	9	*10	10	10	*10	11	*11	11
	HUANG Wenjuan (CHN)	*0	1	2	3	*3	4	4	5	*5	5	5	5	*5	6	6	7	*7	8	8	9	*10	11	*11	12	13
2	MAO Jingdian (CHN)	*0	0	1	2	*3	4	4	5	*5	5	6	7	*7	8	9	10	11								
	HUANG Wenjuan (CHN)	0	1	*1	1	1	1	*2	2	3	4	*4	4	5	5	*5	5	5								
3	MAO Jingdian (CHN)	0	1	*2	3	3	4	*5	6	7	7	*7	8	9	9	*10	10	11								
	HUANG Wenjuan (CHN)	*0	0	0	0	*1	1	1	1	*1	2	3	3	*3	4	4	5	5								
4	MAO Jingdian (CHN)	*0	0	1	2	*3	4	5	6	*6	6	6	7	*7	8	8	8	*9	10	10	10	11				
	HUANG Wenjuan (CHN)	0	1	*1	1	1	1	*1	1	2	3	*4	4	5	5	*6	7	7	7	*8	9	9				

### Note:

The "Greatest deficit overcome" only applies when the player ends up winning the game.

### Legend:

\* Server

No. Number



## Player Statistics

プレイヤーの統計

As of SUN 29 AUG 2021

Players	NPC Code	Matches				Games				Match Duration					
		Played	Won	Lost	%Won	Played	Won	Lost	%Won	All	Average				
ARLOY Zsofia	HUN	3	1	2	33%	12	6	6	50%	1h37min	32min				
		Points Won				Points Lost									
		Total	Own Serve:		57	Most Consecutive:		7	Total	Own Serve:		52	Most Consecutive:		7
		109	Opp. Serve:		52	GDO:		4	112	Opp. Serve:		60	GLL:		2
DAHLEN Aida	NOR	Matches				Games				Match Duration					
		Played	Won	Lost	%Won	Played	Won	Lost	%Won	All	Average				
		4	2	2	50%	15	8	7	53%	1h53min	28min				
		Points Won				Points Lost									
Total	Own Serve:		70	Most Consecutive:		9	Total	Own Serve:		69	Most Consecutive:		7		
140	Opp. Serve:		70	GDO:		3	141	Opp. Serve:		72	GLL:		4		
HUANG Wenjuan	CHN	Matches				Games				Match Duration					
		Played	Won	Lost	%Won	Played	Won	Lost	%Won	All	Average				
		5	4	1	80%	20	13	7	65%	2h9min	26min				
		Points Won				Points Lost									
Total	Own Serve:		93	Most Consecutive:		10	Total	Own Serve:		79	Most Consecutive:		6		
186	Opp. Serve:		93	GDO:		3	155	Opp. Serve:		76	GLL:		3		
KAMKASOMPHOU Thu	FRA	Matches				Games				Match Duration					
		Played	Won	Lost	%Won	Played	Won	Lost	%Won	All	Average				
		3	2	1	67%	13	7	6	54%	1h25min	28min				
		Points Won				Points Lost									
Total	Own Serve:		67	Most Consecutive:		6	Total	Own Serve:		47	Most Consecutive:		4		
121	Opp. Serve:		54	GDO:		2	105	Opp. Serve:		58	GLL:		4		
MAO Jingdian	CHN	Matches				Games				Match Duration					
		Played	Won	Lost	%Won	Played	Won	Lost	%Won	All	Average				
		4	4	0	100%	13	12	1	92%	1h27min	22min				
		Points Won				Points Lost									
Total	Own Serve:		78	Most Consecutive:		7	Total	Own Serve:		36	Most Consecutive:		6		
144	Opp. Serve:		66	GDO:		7	82	Opp. Serve:		46	GLL:		2		
RODRIGUES LACERDA	BRA	Matches				Games				Match Duration					
		Played	Won	Lost	%Won	Played	Won	Lost	%Won	All	Average				
		2	0	2	0%	7	1	6	14%	48min	24min				
		Points Won				Points Lost									
Total	Own Serve:		15	Most Consecutive:		4	Total	Own Serve:		33	Most Consecutive:		10		
37	Opp. Serve:		22	GDO:		2	61	Opp. Serve:		28	GLL:		3		
TOMONO Yuri	JPN	Matches				Games				Match Duration					
		Played	Won	Lost	%Won	Played	Won	Lost	%Won	All	Average				
		3	1	2	33%	11	3	8	27%	1h21min	27min				
		Points Won				Points Lost									
Total	Own Serve:		38	Most Consecutive:		6	Total	Own Serve:		55	Most Consecutive:		7		
76	Opp. Serve:		38	GDO:		1	105	Opp. Serve:		50	GLL:		7		



## Player Statistics

プレイヤーの統計

As of SUN 29 AUG 2021

Players	NPC Code	Matches				Games				Match Duration	
		Played	Won	Lost	%Won	Played	Won	Lost	%Won	All	Average
van HOOF Frederique	NED	2	0	2	0%	7	1	6	14%	48min	24min
		Points Won				Points Lost					
		Total	Own Serve: 23		Most Consecutive: 4		Total	Own Serve: 38		Most Consecutive: 6	
		44	Opp. Serve: 21		GDO: 3		77	Opp. Serve: 39		GLL: 3	
WOLF Juliane	GER	Matches				Games				Match Duration	
		Played	Won	Lost	%Won	Played	Won	Lost	%Won	All	Average
		2	0	2	0%	8	2	6	25%	1h2min	31min
		Points Won				Points Lost					
Total	Own Serve: 28		Most Consecutive: 5		Total	Own Serve: 38		Most Consecutive: 7			
59	Opp. Serve: 31		GDO: 2		78	Opp. Serve: 40		GLL: 4			

**Note:**  
The "Greatest deficit overcome" only applies when the player ends up winning the game and "Greatest lead lost" only when losing.

**Legend:**  
**GDO** Greatest deficit overcome    **GLL** Greatest lead lost    **Opp.** Opponent's



## Tournament Statistics

トーナメントの統計

As of SUN 29 AUG 2021

Statistics	Preliminaries	Quarterfinals	Semifinals	Finals	Total
<b>Matches</b>					
Total	9	2	2	1	14
Game Margin: 3:0	4 44%	1 50%	1 50%		6 43%
3:1	2 22%	1 50%	1 50%	1 100%	5 36%
3:2	3 33%				3 21%
Invalid Results Mark					
Duration: Total	4h17min	55min	37min	26min	6h15min
Longest	40min	37min	21min	26min	40min
Shortest	22min	18min	16min	26min	16min
Average	29min	28min	19min	26min	27min
<b>Games</b>					
Total	35	7	7	4	53
Point Margin: 11					
10	1 3%				1 2%
9	1 3%		1 14%		2 4%
8	2 6%	1 14%	1 14%		4 8%
7	1 3%	1 14%			2 4%
6	6 17%	2 29%	3 43%	2 50%	13 25%
5	5 14%	1 14%	1 14%		7 13%
4	7 20%		1 14%		8 15%
3	5 14%				5 9%
2	7 20%	2 29%		2 50%	11 21%
Invalid Results Mark					
Duration: Total	3h48min	50min	31min	28min	5h37min
Longest	10min	10min	5min	8min	10min
Shortest	4min	4min	4min	6min	4min
Average	7min	7min	4min	7min	6min
<b>Points</b>					
Total	626	124	110	76	936
Per game	17.89	17.71	15.71	19.00	17.66
Most consecutive won	10	7	6	6	10
Greatest deficit overcome	7	4	2	2	7
Longest rally	22	23	11	18	23
Average rally	5	5	4	6	5

**Note:**

The "Greatest deficit overcome" only applies when the player ends up winning the game.



**Medallists**  
メダリスト

Medal	Name	NPC
GOLD	MAO Jingdian	CHN - People's Republic of China
SILVER	HUANG Wenjuan	CHN - People's Republic of China
BRONZE	DAHLEN Aida	NOR - Norway
	KAMKASOMPHOU Thu	FRA - France



## Entry List by Event

種目別エントリーリスト

As of SUN 22 AUG 2021

NPC	Name	Date of Birth	Qualification Pathway	World Ranking
AUS - Australia	LEI Li Na	19 FEB 1988	CQ	4
BRA - Brazil	MARQUES PARINOS Jennyfer	22 FEB 1996	QT	8
	RAUEN Danielle	18 DEC 1997	CQ	7
CHN - People's Republic of China	XIONG Guiyan	6 MAR 1976	CQ	1
HUN - Hungary	SZVITACS Alexa	1 AUG 1990	CQ	3
KOR - Republic of Korea	KIM Kun-Hea	24 DEC 1972	QI	6
POL - Poland	PEK Karolina	8 FEB 1998	QR	2
TUR - Turkey	KAVAS Neslihan	29 AUG 1987	QR	5

**Legend:**

<b>CQ</b>	Continental Qualification	<b>QI</b>	Qualified by Invitation	<b>QR</b>	World Ranking
<b>QT</b>	Qualification Tournament				



Draw - Preliminary Round  
トーナメント表 - 予選ラウンド

GROUP A

Match	Day	Time	Table	Name	1	2	3	4	Pts	Rk
3-1	25 AUG	9:00	1	1 XIONG Guiyan (CHN)		<b>3:0</b> 5,6,8	<b>3:1</b> -9,4,6,5	<b>3:0</b> 5,4,4	6	1
2-4	25 AUG	9:00	2							
4-3	25 AUG	20:00	1	2 SZVITACS Alexa (HUN)	<b>0:3</b> -5,-6,-8		<b>3:0</b> 9,6,12	<b>3:1</b> -9,6,9,6	5	2
2-1	25 AUG	20:00	4							
1-4	27 AUG	9:00	1	3 KAVAS Neslihan (TUR)	<b>1:3</b> 9,-4,-6,-5	<b>0:3</b> -9,-6,-12		<b>0:3</b> -3,-8,-9	3	4
2-3	26 AUG	21:20	3							
				4 RAUEN Danielle (BRA)	<b>0:3</b> -5,-4,-4	<b>1:3</b> 9,-6,-9,-6	<b>3:0</b> 3,8,9		4	3

GROUP B

Match	Day	Time	Table	Name	1	2	3	4	Pts	Rk
3-1	25 AUG	9:00	3	1 PEK Karolina (POL)		<b>1:3</b> -6,9,-5,-10	<b>3:1</b> 4,6,-8,6	<b>3:1</b> 9,4,-9,5	5	2
2-4	25 AUG	9:00	4							
4-3	25 AUG	20:00	3	2 LEI Li Na (AUS)	<b>3:1</b> 6,-9,5,10		<b>3:1</b> -7,9,4,7	<b>3:0</b> 4,8,4	6	1
2-1	25 AUG	20:00	2							
1-4	26 AUG	21:20	2	3 KIM Kun-Hea (KOR)	<b>1:3</b> -4,-6,8,-6	<b>1:3</b> 7,-9,-4,-7		<b>3:1</b> 10,-9,8,6	4	3
2-3	26 AUG	21:20	4							
				4 MARQUES PARINOS Jennyfer (BRA)	<b>1:3</b> -9,-4,9,-5	<b>0:3</b> -4,-8,-4	<b>1:3</b> -10,9,-8,-6		3	4

Qualification rule:

First and Second from each group will qualify for the Semifinals.

Legend:

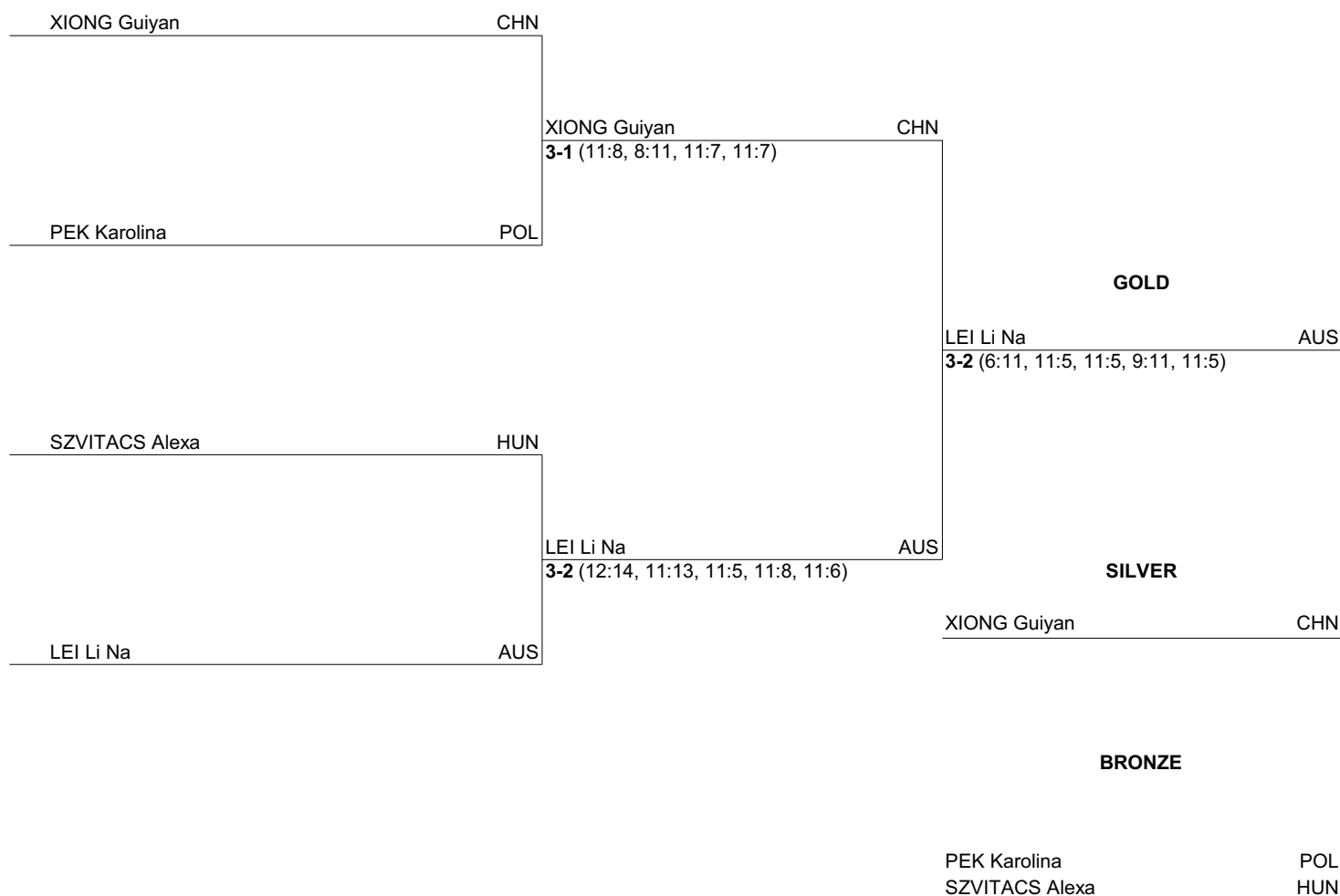
Pts Points Rk Rank



Draw - Final Rounds  
トーナメント表 - 最終ラウンド

QUALIFIED FROM GROUPS				
Group	Rk	Name	NPC	Match Points
A	1	XIONG Guiyan	CHN	6
B	1	LEI Li Na	AUS	6
A	2	SZVITACS Alexa	HUN	5
B	2	PEK Karolina	POL	5

Semifinals	NPC Code	Finals	NPC Code
------------	----------	--------	----------



Legend:  
Rk Rank





## Match Results 試合結果

KAVAS Neslihan (TUR) 1-3 XIONG Guiyan (CHN)

Game Summary		Match	Game 1	Game 2	Game 3	Game 4	Game 5
KAVAS Neslihan	TUR	1	11	4	6	5	
XIONG Guiyan	CHN	3	9	11	11	11	
Duration:		24min	6min	5min	5min	5min	

Match No.: 1 Table: 1

Umpires: CHOI Chang Seong (KOR) FERREIRA Maria (BRA)

Player Statistics	KAVAS Neslihan (TUR)					Match	XIONG Guiyan (CHN)					Match
	Game						Game					
	1	2	3	4	5		1	2	3	4	5	
Points won	11	4	6	5		26	9	11	11	11		42
Biggest lead	2	1	1	1		2	3	7	5	6		7
Points won on own serve	6	4	3	3		16	5	7	6	6		24
Points lost on own serve	4	4	5	5		18	5	0	3	2		10
Most consecutive points won	4	2	3	2		4	4	5	4	5		5
Greatest deficit overcome	3	-	-	-		3	-	1	1	1		1
Handedness/Grip						/						/

Game/Match Statistics	Game					Match
	1	2	3	4	5	
Longest rally (strokes)	11	12	13	10		13
Average rally	4	5	6	6		5

### Game Progress

1	KAVAS Neslihan (TUR)	0	1	*1	1	1	1	*2	3	4	4	*4	4	5	6	*7	8	8	8	*9	10	11
	XIONG Guiyan (CHN)	*0	0	1	2	*3	4	4	4	*4	5	6	7	*7	7	7	7	*8	9	9	9	9
2	KAVAS Neslihan (TUR)	*0	1	1	1	*1	1	2	2	*2	3	4	4	*4	4	4	4					4
	XIONG Guiyan (CHN)	0	0	*1	2	3	4	*4	5	6	6	*6	7	8	9	*10	11					
3	KAVAS Neslihan (TUR)	0	1	*1	1	1	2	*3	4	4	4	*4	5	5	5	*5	5	6	6			6
	XIONG Guiyan (CHN)	*0	0	1	2	*3	3	3	3	*4	5	6	6	*7	8	9	10	*10	11			
4	KAVAS Neslihan (TUR)	*0	1	1	1	*1	1	1	2	*2	3	4	4	*5	5	5	5	5				5
	XIONG Guiyan (CHN)	0	0	*1	2	3	4	*5	5	6	6	*6	7	7	8	*9	10	11				

### Note:

The "Greatest deficit overcome" only applies when the player ends up winning the game.

### Legend:

\* Server

No. Number



## Match Results 試合結果

KIM Kun-Hea (KOR) 1-3 PEK Karolina (POL)

Game Summary		Match	Game 1	Game 2	Game 3	Game 4	Game 5
KIM Kun-Hea	KOR	1	4	6	11	6	
PEK Karolina	POL	3	11	11	8	11	
Duration:		28min	6min	6min	7min	7min	

Match No.: 3 Table: 3

Umpires: SAMAL Jiban Ballav (IND) BOGREN Ingrid (SWE)

Player Statistics	KIM Kun-Hea (KOR)					Match	PEK Karolina (POL)					Match
	Game						Game					
	1	2	3	4	5		1	2	3	4	5	
Points won	4	6	11	6		27	11	11	8	11		41
Biggest lead	-	1	3	2		3	7	6	3	5		7
Points won on own serve	4	5	6	4		19	7	8	4	7		26
Points lost on own serve	4	3	4	4		15	0	1	5	2		8
Most consecutive points won	1	2	3	3		3	4	4	3	4		4
Greatest deficit overcome	-	-	3	-		3	-	1	-	2		2
Handedness/Grip	/						/					

Game/Match Statistics	Game					Match
	1	2	3	4	5	
Longest rally (strokes)	7	4	5	11		11
Average rally	4	2	3	4		3

### Game Progress

1	KIM Kun-Hea (KOR)	*0	0	1	1	*1	1	2	2	*2	3	3	3	*3	3	4	4				
	PEK Karolina (POL)	0	1	*1	2	3	4	*4	5	6	6	*7	8	9	10	*10	11				
2	KIM Kun-Hea (KOR)	0	0	*1	2	2	2	*2	2	3	3	*3	3	4	4	*4	5	6	6		
	PEK Karolina (POL)	*0	1	1	1	*2	3	4	5	*5	6	7	8	*8	9	10	10	*10	11		
3	KIM Kun-Hea (KOR)	*0	1	1	1	*2	2	2	2	*3	4	4	5	*5	6	7	8	*8	9	10	11
	PEK Karolina (POL)	0	0	*1	2	2	3	*4	5	5	5	*6	6	7	7	*7	7	8	8	*8	8
4	KIM Kun-Hea (KOR)	0	0	*1	2	3	3	*4	4	4	4	*4	5	5	5	*5	6	6	6		
	PEK Karolina (POL)	*0	1	1	1	*1	2	2	3	*4	5	6	6	*7	8	9	9	*10	11		

### Note:

The "Greatest deficit overcome" only applies when the player ends up winning the game.

### Legend:

\* Server No. Number



## Match Results

試合結果

**SZVITACS Alexa (HUN) 3-1 RAUEN Danielle (BRA)**

Game Summary		Match	Game 1	Game 2	Game 3	Game 4	Game 5
SZVITACS Alexa	HUN	3	9	11	11	11	
RAUEN Danielle	BRA	1	11	6	9	6	
Duration:		35min	7min	7min	8min	8min	

Match No.: 2 Table: 2

Umpires: NG Tsz Kin (HKG) BYSTRICAN Marian (SVK)

Player Statistics	SZVITACS Alexa (HUN)					Match	RAUEN Danielle (BRA)					Match
	Game						Game					
	1	2	3	4	5		1	2	3	4	5	
Points won	9	11	11	11		42	11	6	9	6		32
Biggest lead	6	5	6	5		6	2	2	1	3		3
Points won on own serve	6	5	6	6		23	7	3	5	4		19
Points lost on own serve	4	3	4	2		13	3	6	5	5		19
Most consecutive points won	5	5	4	6		6	6	3	5	3		6
Greatest deficit overcome	-	2	1	3		3	6	-	-	-		6
Handedness/Grip	/						/					

Game/Match Statistics	Game					Match
	1	2	3	4	5	
Longest rally (strokes)	12	10	9	14		14
Average rally	5	5	5	7		6

### Game Progress

1	SZVITACS Alexa (HUN)	*0	1	1	2	*3	4	5	6	*6	7	8	8	*8	8	8	8	*8	9	9	9	9
	RAUEN Danielle (BRA)	0	0	*1	1	1	1	*1	1	2	2	*2	3	4	5	*6	7	8	8	*9	10	11
2	SZVITACS Alexa (HUN)	0	1	*1	1	1	2	*2	3	4	5	*5	6	7	8	*9	10	10	11			
	RAUEN Danielle (BRA)	*0	0	1	2	*3	3	4	4	*4	4	5	5	*5	5	5	5	*6	6			
3	SZVITACS Alexa (HUN)	*0	0	1	2	*2	3	4	5	*5	6	7	8	*9	9	9	9	*9	9	10	10	11
	RAUEN Danielle (BRA)	0	1	*1	1	2	2	*2	2	3	3	*3	3	3	4	*5	6	7	8	*8	9	9
4	SZVITACS Alexa (HUN)	0	1	*1	1	2	2	*2	2	3	4	*5	6	7	8	*8	9	10	11			
	RAUEN Danielle (BRA)	*0	0	1	2	*2	3	4	5	*5	5	5	5	*5	5	6	6	*6	6			

### Note:

The "Greatest deficit overcome" only applies when the player ends up winning the game.

### Legend:

\* Server

No. Number



## Match Results 試合結果

LEI Li Na (AUS) 3-0 MARQUES PARINOS Jennyfer (BRA)

Game Summary		Match	Game 1	Game 2	Game 3	Game 4	Game 5
LEI Li Na	AUS	3	11	11	11		
MARQUES PARINOS Jennyfer	BRA	0	4	8	4		
Duration:		18min	4min	6min	5min		

Match No.: 4 Table: 4

Umpires: ZAKI Khaled (EGY) KRMEJ Milana (SLO)

Player Statistics	LEI Li Na (AUS)					Match	MARQUES PARINOS Jennyfer (BRA)					Match	
	Game						Match	Game					
	1	2	3	4	5			1	2	3	4		5
Points won	11	11	11			33	4	8	4			16	
Biggest lead	8	4	7			8	-	2	-			2	
Points won on own serve	5	9	6			20	1	8	2			11	
Points lost on own serve	3	0	2			5	6	2	5			13	
Most consecutive points won	8	4	3			8	2	2	1			2	
Greatest deficit overcome	-	2	-			2	-	-	-			-	
Handedness/Grip						/						/	

Game/Match Statistics	Game					Match
	1	2	3	4	5	
Longest rally (strokes)	6	14	10			14
Average rally	4	5	4			5

### Game Progress

1	LEI Li Na (AUS)	*0	1	2	3	*4	5	6	7	*8	8	8	9	*9	10	10	11				
	MARQUES PARINOS Jennyfer (BRA)	0	0	*0	0	0	0	*0	0	0	1	*2	2	3	3	*4	4				
2	LEI Li Na (AUS)	0	0	*0	1	2	2	*3	4	5	6	*6	7	8	8	*8	9	10	10	*10	11
	MARQUES PARINOS Jennyfer (BRA)	*0	1	2	2	*2	3	3	3	*3	3	4	4	*4	5	6	6	*6	7	8	8
3	LEI Li Na (AUS)	*0	1	2	3	*3	4	4	5	*6	6	7	8	*8	9	10	11				
	MARQUES PARINOS Jennyfer (BRA)	0	0	*0	0	1	1	*2	2	2	3	*3	3	4	4	*4	4				

**Note:**  
The "Greatest deficit overcome" only applies when the player ends up winning the game.

**Legend:**  
\* Server  
No. Number



## Match Results

試合結果

**RAUEN Danielle (BRA) 3-0 KAVAS Neslihan (TUR)**

Game Summary		Match	Game 1	Game 2	Game 3	Game 4	Game 5
RAUEN Danielle	BRA	3	11	11	11		
KAVAS Neslihan	TUR	0	3	8	9		
Duration:		22min	5min	7min	8min		

Match No.: 5 Table: 1

Umpires: KRMEJ Milana (SLO) ZAKI Khaled (EGY)

Player Statistics	RAUEN Danielle (BRA)					Match	KAVAS Neslihan (TUR)					Match	
	Game						Match	Game					
	1	2	3	4	5			1	2	3	4		5
Points won	11	11	11			33	3	8	9			20	
Biggest lead	8	6	7			8	-	-	-			-	
Points won on own serve	7	7	5			19	2	6	4			12	
Points lost on own serve	1	2	5			8	4	4	6			14	
Most consecutive points won	5	4	5			5	2	3	6			6	
Greatest deficit overcome	-	-	-			-	-	-	-			-	
Handedness/Grip	/						/						

Game/Match Statistics	Game					Match
	1	2	3	4	5	
Longest rally (strokes)	5	13	10			13
Average rally	3	4	5			4

### Game Progress

1	RAUEN Danielle (BRA)	*0	1	2	3	*3	3	4	5	*6	7	8	8	*9	10	11						
	KAVAS Neslihan (TUR)	0	0	*0	0	1	2	*2	2	2	2	*2	3	3	3	3						
2	RAUEN Danielle (BRA)	0	1	*2	3	3	4	*5	6	7	7	*7	8	9	9	*9	10	10	10	*10	11	
	KAVAS Neslihan (TUR)	*0	0	0	0	*1	1	1	1	*1	2	3	3	*3	4	5	5	*6	7	8	8	
3	RAUEN Danielle (BRA)	*0	1	2	3	*4	4	4	5	*6	7	8	9	*9	10	10	10	*10	10	10	10	11
	KAVAS Neslihan (TUR)	0	0	*0	0	0	1	*2	2	2	2	*2	2	3	3	*4	5	6	7	*8	9	9

**Note:**  
The "Greatest deficit overcome" only applies when the player ends up winning the game.

**Legend:**  
\* Server  
No. Number



## Match Results 試合結果

MARQUES PARINOS Jennyfer (BRA) 1-3 KIM Kun-Hea (KOR)

Game Summary		Match	Game 1	Game 2	Game 3	Game 4	Game 5
MARQUES PARINOS Jennyfer	BRA	1	10	11	8	6	
KIM Kun-Hea	KOR	3	12	9	11	11	
Duration:		31min	7min	8min	6min	6min	

Match No.: 8 Table: 3

Umpires: BOGREN Ingrid (SWE) SAMAL Jiban Ballav (IND)

Player Statistics	MARQUES PARINOS Jennyfer (BRA)					Match	KIM Kun-Hea (KOR)					Match	
	Game						Match	Game					
	1	2	3	4	5			1	2	3	4		5
Points won	10	11	8	6		35	12	9	11	11		43	
Biggest lead	2	2	2	3		3	4	3	4	5		5	
Points won on own serve	6	5	4	5		20	7	4	6	7		24	
Points lost on own serve	5	5	5	4		19	4	6	4	1		15	
Most consecutive points won	4	4	2	3		4	5	3	4	7		7	
Greatest deficit overcome	-	3	-	-		3	2	-	2	3		3	
Handedness/Grip	/						/						

Game/Match Statistics	Game					Match
	1	2	3	4	5	
Longest rally (strokes)	8	9	12	10		12
Average rally	4	4	4	5		4

### Game Progress

1	MARQUES PARINOS Jennyfer (BRA)	0	1	*1	1	1	1	*1	2	3	4	*4	5	6	7	*8	8	9	9	*9	9	10	*10	10	10	KIM Kun-Hea (KOR)	*0	0	1	2	*3	4	5	5	*5	5	6	6	*6	6	6	7	*7	8	9	10	*10	11	11	12
2	MARQUES PARINOS Jennyfer (BRA)	*0	0	0	0	*1	1	2	3	*3	3	4	5	*6	7	7	7	*8	9	10	10	11			KIM Kun-Hea (KOR)	0	1	*2	3	3	4	*4	4	5	6	*6	6	6	6	*7	8	8	8	*8	9	9				
3	MARQUES PARINOS Jennyfer (BRA)	0	1	*2	2	3	3	*3	4	5	5	*5	5	6	6	*6	6	6	7	*8	8			KIM Kun-Hea (KOR)	*0	0	0	1	*1	2	3	3	*3	4	5	6	*6	7	8	9	*10	10	10	11						
4	MARQUES PARINOS Jennyfer (BRA)	*0	1	2	3	*3	4	4	4	*4	4	4	4	*4	5	6	6	*6	6					KIM Kun-Hea (KOR)	0	0	*0	0	1	1	*2	3	4	5	*6	7	8	8	*8	9	10	11								

**Note:**  
The "Greatest deficit overcome" only applies when the player ends up winning the game.

**Legend:**  
\* Server  
No. Number



## Match Results

試合結果

SZVITACS Alexa (HUN) 0-3 XIONG Guiyan (CHN)

Game Summary		Match	Game 1	Game 2	Game 3	Game 4	Game 5
SZVITACS Alexa	HUN	0	5	6	8		
XIONG Guiyan	CHN	3	11	11	11		
Duration:		21min	5min	8min	6min		

Match No.: 6 Table: 4

Umpires: DAIRA Hiroe (JPN) GULLBERG Jens (DEN)

Player Statistics	SZVITACS Alexa (HUN)					Match	XIONG Guiyan (CHN)					Match
	Game						Game					
	1	2	3	4	5		1	2	3	4	5	
Points won	5	6	8			19	11	11	11			33
Biggest lead	-	2	2			2	6	5	3			6
Points won on own serve	4	4	5			13	7	7	6			20
Points lost on own serve	4	4	5			13	1	2	3			6
Most consecutive points won	3	3	3			3	6	5	4			6
Greatest deficit overcome	-	-	-			-	-	2	2			2
Handedness/Grip	/						/					

Game/Match Statistics	Game					Match
	1	2	3	4	5	
Longest rally (strokes)	12	14	11			14
Average rally	6	6	6			6

### Game Progress

1	SZVITACS Alexa (HUN)	*0	0	1	1	*1	1	1	1	*1	2	3	4	*4	4	5	5	5			
	XIONG Guiyan (CHN)	0	1	*1	2	3	4	*5	6	7	7	*7	7	8	9	*9	10	11			
2	SZVITACS Alexa (HUN)	0	0	*1	2	3	3	*3	3	4	5	*5	5	5	5	*5	6	6	6		
	XIONG Guiyan (CHN)	*0	1	1	1	*1	2	3	4	*4	4	5	6	*7	8	9	9	*10	11		
3	SZVITACS Alexa (HUN)	*0	0	1	1	*2	3	4	4	*4	4	4	5	*5	5	6	7	*7	7	8	8
	XIONG Guiyan (CHN)	0	1	*1	2	2	2	*2	3	4	5	*6	6	7	8	*8	8	9	10	*10	11

### Note:

The "Greatest deficit overcome" only applies when the player ends up winning the game.

### Legend:

\* Server

No. Number



## Match Results 試合結果

LEI Li Na (AUS) 3-1 PEK Karolina (POL)

Game Summary		Match	Game 1	Game 2	Game 3	Game 4	Game 5
LEI Li Na	AUS	3	11	9	11	12	
PEK Karolina	POL	1	6	11	5	10	
Duration:		29min	5min	6min	2min	7min	

Match No.: 7 Table: 2

Umpires: BYSTRICAN Marian (SVK) NG Tsz Kin (HKG)

Player Statistics	LEI Li Na (AUS)					Match	PEK Karolina (POL)					Match
	Game						Game					
	1	2	3	4	5		1	2	3	4	5	
Points won	11	9	11	12		43	6	11	5	10		32
Biggest lead	6	-	6	2		6	-	4	3	4		4
Points won on own serve	8	5	6	7		26	5	6	3	6		20
Points lost on own serve	1	5	2	4		12	3	4	5	5		17
Most consecutive points won	6	2	6	5		6	2	4	3	4		4
Greatest deficit overcome	-	-	3	4		4	-	-	-	-		-
Handedness/Grip						/						/

Game/Match Statistics	Game					Match
	1	2	3	4	5	
Longest rally (strokes)	11	12	16	10		16
Average rally	5	4	6	5		5

### Game Progress

1	LEI Li Na (AUS)	*0	1	2	3	*4	5	6	6	*6	7	8	8	*8	9	9	9	*10	11					
	PEK Karolina (POL)	0	0	*0	0	0	0	*0	1	2	2	*2	3	4	4	*5	6	6	6					
2	LEI Li Na (AUS)	0	0	*0	1	2	2	*2	2	2	3	*4	4	5	5	*6	6	7	7	*8	9	9		
	PEK Karolina (POL)	*0	1	2	2	*2	3	4	5	*6	6	6	7	*7	8	8	9	*9	10	10	10	11		
3	LEI Li Na (AUS)	*0	0	1	1	*1	1	2	3	*4	5	6	7	*7	8	9	10	11						
	PEK Karolina (POL)	0	1	*1	2	3	4	*4	4	4	4	*4	4	5	5	*5	5	5						
4	LEI Li Na (AUS)	0	0	*1	1	1	1	*1	2	3	3	*4	4	4	5	*5	6	7	7	*8	9	10	*11	12
	PEK Karolina (POL)	*0	1	1	2	*3	4	5	5	*5	6	6	7	*8	8	9	9	*9	10	10	10	*10	10	10

**Note:**  
The "Greatest deficit overcome" only applies when the player ends up winning the game.

**Legend:**  
\* Server  
No. Number





## Match Results

試合結果

**XIONG Guiyan (CHN) 3-0 RAUEN Danielle (BRA)**

Game Summary		Match	Game 1	Game 2	Game 3	Game 4	Game 5
XIONG Guiyan	CHN	3	11	11	11		
RAUEN Danielle	BRA	0	5	4	4		
Duration:		17min	5min	4min	6min		

Match No.: 12 Table: 1

Umpires: GULLBERG Jens (DEN) TANAKA Rieko (JPN)

Player Statistics	XIONG Guiyan (CHN)					Match	RAUEN Danielle (BRA)					Match
	Game						Game					
	1	2	3	4	5		1	2	3	4	5	
Points won	11	11	11			33	5	4	4			13
Biggest lead	6	7	7			7	1	-	-			1
Points won on own serve	4	6	5			15	1	2	2			5
Points lost on own serve	4	2	2			8	7	5	6			18
Most consecutive points won	7	6	7			7	2	1	2			2
Greatest deficit overcome	1	-	-			1	-	-	-			-
Handedness/Grip						/						/

Game/Match Statistics	Game					Match
	1	2	3	4	5	
Longest rally (strokes)	10	24	13			24
Average rally	6	5	7			6

### Game Progress

1	XIONG Guiyan (CHN)	0	1	*2	2	2	3	*3	3	4	5	*6	7	8	9	*10	10	11
	RAUEN Danielle (BRA)	*0	0	0	1	*2	2	3	4	*4	4	4	4	*4	4	4	5	5
2	XIONG Guiyan (CHN)	*0	1	2	2	*3	3	4	4	*5	6	7	8	*9	10	10	11	
	RAUEN Danielle (BRA)	0	0	*0	1	1	2	*2	3	3	3	*3	3	3	3	*4	4	
3	XIONG Guiyan (CHN)	0	1	*2	3	4	5	*6	7	7	8	*8	8	9	10	*10	11	
	RAUEN Danielle (BRA)	*0	0	0	0	*0	0	0	0	*1	1	2	3	*3	3	4	4	

### Note:

The "Greatest deficit overcome" only applies when the player ends up winning the game.

### Legend:

\* Server

No. Number



## Match Results 試合結果

**PEK Karolina (POL) 3-1 MARQUES PARINOS Jennyfer (BRA)**

Game Summary		Match	Game 1	Game 2	Game 3	Game 4	Game 5
PEK Karolina	POL	3	11	11	9	11	
MARQUES PARINOS Jennyfer	BRA	1	9	4	11	5	
Duration:		29min	8min	5min	9min	5min	

Match No.: 10 Table: 2

Umpires: IOKI Setsuko (JPN) IGARASHI Kumiko (JPN)

Player Statistics	PEK Karolina (POL)					Match	MARQUES PARINOS Jennyfer (BRA)					Match	
	Game						Match	Game					
	1	2	3	4	5			1	2	3	4		5
Points won	11	11	9	11		42	9	4	11	5		29	
Biggest lead	2	8	2	6		8	1	-	3	2		3	
Points won on own serve	6	6	6	5		23	5	3	7	2		17	
Points lost on own serve	4	1	4	3		12	5	5	3	6		19	
Most consecutive points won	3	8	5	8		8	2	3	3	2		3	
Greatest deficit overcome	1	-	-	2		2	-	-	2	-		2	
Handedness/Grip						/						/	

Game/Match Statistics	Game					Match
	1	2	3	4	5	
Longest rally (strokes)	9	7	8	8		9
Average rally	4	4	4	4		4

### Game Progress

1	PEK Karolina (POL)	*0	0	1	2	*3	3	4	4	*5	5	6	6	*6	7	7	8	*8	9	10	10	11
	MARQUES PARINOS Jennyfer (BRA)	0	1	*1	1	1	2	*2	3	3	4	*4	5	6	6	*7	7	8	8	*8	9	9
2	PEK Karolina (POL)	0	1	*2	3	4	5	*6	7	8	8	*8	8	9	10	*10	11					
	MARQUES PARINOS Jennyfer (BRA)	*0	0	0	0	*0	0	0	0	*0	1	2	3	*3	3	4	4					
3	PEK Karolina (POL)	*0	0	1	1	*1	1	2	3	*4	5	6	6	*6	6	7	7	*8	9	9	9	9
	MARQUES PARINOS Jennyfer (BRA)	0	1	*1	2	3	4	*4	4	4	4	*4	5	6	7	*7	8	8	8	*9	10	11
4	PEK Karolina (POL)	0	0	*1	2	2	2	*3	3	3	4	*5	6	7	8	*9	10	11				
	MARQUES PARINOS Jennyfer (BRA)	*0	1	1	1	*2	3	3	4	*5	5	5	5	*5	5	5	5	5				

**Note:**  
The "Greatest deficit overcome" only applies when the player ends up winning the game.

**Legend:**  
\* Server  
No. Number



## Match Results

試合結果

**SZVITACS Alexa (HUN) 3-0 KAVAS Neslihan (TUR)**

Game Summary		Match	Game 1	Game 2	Game 3	Game 4	Game 5
SZVITACS Alexa	HUN	3	11	11	14		
KAVAS Neslihan	TUR	0	9	6	12		
Duration:		26min	6min	6min	11min		

Match No.: 9 Table: 3

Umpires: NG Tsz Kin (HKG) ALIOTTA Esther (USA)

Player Statistics	SZVITACS Alexa (HUN)					Match	KAVAS Neslihan (TUR)					Match
	Game						Game					
	1	2	3	4	5		1	2	3	4	5	
Points won	11	11	14			36	9	6	12			27
Biggest lead	3	5	3			5	4	1	2			4
Points won on own serve	7	6	8			21	6	3	7			16
Points lost on own serve	3	3	5			11	4	5	6			15
Most consecutive points won	4	5	5			5	4	3	3			4
Greatest deficit overcome	4	1	2			4	-	-	-			-
Handedness/Grip	/						/					

Game/Match Statistics	Game					Match
	1	2	3	4	5	
Longest rally (strokes)	9	8	9			9
Average rally	4	4	4			4

### Game Progress

1	SZVITACS Alexa (HUN)	0	0	*0	0	0	1	*1	2	3	3	*4	5	6	6	*7	8	9	10	*10	10	11					
	KAVAS Neslihan (TUR)	*0	1	2	3	*4	4	5	5	*5	6	6	6	*6	7	7	7	*7	7	8	9	9					
2	SZVITACS Alexa (HUN)	*0	0	1	2	*3	4	5	5	*6	6	6	6	*7	8	9	9	*10	11								
	KAVAS Neslihan (TUR)	0	1	*1	1	1	1	*1	2	2	3	*4	5	5	5	*5	6	6	6								
3	SZVITACS Alexa (HUN)	0	0	*0	1	1	2	*3	4	5	6	*6	7	7	7	*7	8	9	9	*9	9	10	*11	11	*12	12	*13
	KAVAS Neslihan (TUR)	*0	1	2	2	*3	3	3	3	*3	3	4	4	*5	6	7	7	*7	8	9	10	*10	10	*11	11	*12	12
		14																									
		12																									

**Note:**  
The "Greatest deficit overcome" only applies when the player ends up winning the game.

**Legend:**  
\* Server  
No. Number



## Match Results 試合結果

LEI Li Na (AUS) 3-1 KIM Kun-Hea (KOR)

Game Summary		Match	Game 1	Game 2	Game 3	Game 4	Game 5
LEI Li Na	AUS	3	7	11	11	11	
KIM Kun-Hea	KOR	1	11	9	4	7	
Duration:		28min	6min	7min	5min	6min	

Match No.: 11 Table: 4

Umpires: ZAKI Khaled (EGY) SAMAL Jiban Ballav (IND)

Player Statistics	LEI Li Na (AUS)					Match	KIM Kun-Hea (KOR)					Match
	Game						Game					
	1	2	3	4	5		1	2	3	4	5	
Points won	7	11	11	11		40	11	9	4	7		31
Biggest lead	1	3	7	4		7	4	3	2	1		4
Points won on own serve	3	5	7	6		21	6	4	4	3		17
Points lost on own serve	5	5	0	4		14	4	6	4	5		19
Most consecutive points won	2	4	6	5		6	4	2	2	2		4
Greatest deficit overcome	-	3	2	1		3	1	-	-	-		1
Handedness/Grip	/						/					

Game/Match Statistics	Game					Match
	1	2	3	4	5	
Longest rally (strokes)	8	7	12	9		12
Average rally	4	4	5	4		4

### Game Progress

1	LEI Li Na (AUS)	0	0	*1	2	2	2	*3	4	4	5	*5	5	5	5	*6	6	7	7	7		
	KIM Kun-Hea (KOR)	*0	1	1	1	*2	3	3	3	*4	4	5	6	*7	8	8	9	*9	10	11		
2	LEI Li Na (AUS)	*0	0	1	1	*1	2	2	3	*3	3	4	5	*6	6	7	8	*9	10	10	10	11
	KIM Kun-Hea (KOR)	0	1	*1	2	3	3	*4	4	5	6	*6	6	6	7	*7	7	7	7	*8	9	9
3	LEI Li Na (AUS)	0	0	*0	1	2	3	*4	5	6	6	*7	8	9	9	*10	11					
	KIM Kun-Hea (KOR)	*0	1	2	2	*2	2	2	2	*2	3	3	3	*3	4	4	4					
4	LEI Li Na (AUS)	*0	0	1	2	*2	3	3	3	*4	5	5	6	*6	6	7	8	*9	10	11		
	KIM Kun-Hea (KOR)	0	1	*1	1	2	2	*3	4	4	4	*5	5	6	7	*7	7	7	7	7		

### Note:

The "Greatest deficit overcome" only applies when the player ends up winning the game.

### Legend:

\* Server

No. Number



## Match Results

試合結果

**XIONG Guiyan (CHN) 3-1 PEK Karolina (POL)**

Game Summary		Match	Game 1	Game 2	Game 3	Game 4	Game 5
XIONG Guiyan	CHN	3	11	8	11	11	
PEK Karolina	POL	1	8	11	7	7	
Duration:		29min	6min	7min	6min	8min	

Match No.: 13 Table: 3

Umpires: SELIG Gert (GER) ZAKI Khaled (EGY)

Player Statistics	XIONG Guiyan (CHN)					Match	PEK Karolina (POL)					Match	
	Game						Match	Game					
	1	2	3	4	5			1	2	3	4		5
Points won	11	8	11	11		41	8	11	7	7		33	
Biggest lead	3	1	4	4		4	3	3	1	1		3	
Points won on own serve	6	4	8	6		24	4	6	5	5		20	
Points lost on own serve	4	5	2	2		13	5	4	3	5		17	
Most consecutive points won	4	3	4	4		4	3	3	2	2		3	
Greatest deficit overcome	3	-	1	1		3	-	1	-	-		1	
Handedness/Grip						/						/	

Game/Match Statistics	Game					Match
	1	2	3	4	5	
Longest rally (strokes)	13	19	14	13		19
Average rally	5	7	6	7		6

### Game Progress

1	XIONG Guiyan (CHN)	*0	0	1	1	*1	1	2	3	*4	5	5	6	*7	8	8	8	*8	9	10	11
	PEK Karolina (POL)	0	1	*1	2	3	4	*4	4	4	4	*5	5	5	*6	7	8	8	*8	8	8
2	XIONG Guiyan (CHN)	0	1	*1	1	2	2	*2	3	3	4	*5	6	6	6	*7	7	8	8	*8	8
	PEK Karolina (POL)	*0	0	1	2	*2	3	4	4	*5	5	5	5	*6	7	7	8	*8	9	10	11
3	XIONG Guiyan (CHN)	*0	1	1	1	*2	3	4	5	*5	6	6	6	*7	8	9	9	*9	10	11	
	PEK Karolina (POL)	0	0	*1	2	2	2	*2	2	3	3	*4	5	5	5	*5	6	7	7	7	
4	XIONG Guiyan (CHN)	0	0	*1	2	2	2	*3	4	5	6	*6	6	7	7	*7	8	9	10	11	
	PEK Karolina (POL)	*0	1	1	1	*2	3	3	3	*3	3	4	5	*5	6	7	7	*7	7	7	

### Note:

The "Greatest deficit overcome" only applies when the player ends up winning the game.

### Legend:

\* Server No. Number



Match Results  
試合結果

SZVITACS Alexa (HUN) 2-3 LEI Li Na (AUS)

Game Summary		Match	Game 1	Game 2	Game 3	Game 4	Game 5
SZVITACS Alexa	HUN	2	14	13	5	8	6
LEI Li Na	AUS	3	12	11	11	11	11
Duration:		48min	13min	10min	5min	10min	9min

Match No.: 14 Table: 4

Umpires: HERMANS Michel (BEL) RASINEN Asko (FIN)

Player Statistics	SZVITACS Alexa (HUN)						Match	LEI Li Na (AUS)						Match
	Game					Match		Game					Match	
	1	2	3	4	5			1	2	3	4	5		
Points won	14	13	5	8	6	46	12	11	11	11	11	56		
Biggest lead	3	5	1	1	2	5	1	1	6	3	5	6		
Points won on own serve	7	6	1	5	4	23	6	5	4	6	7	28		
Points lost on own serve	6	6	7	5	4	28	7	7	4	3	2	23		
Most consecutive points won	4	4	1	2	2	4	2	6	3	2	6	6		
Greatest deficit overcome	1	1	-	-	-	1	-	-	1	1	2	2		
Handedness/Grip	/							/						

Game/Match Statistics	Game					Match
	1	2	3	4	5	
Longest rally (strokes)	7	12	5	12	8	12
Average rally	4	5	3	5	4	4

Game Progress

1	SZVITACS Alexa (HUN)	0	0	*1	2	3	3	*3	4	4	5	*5	5	6	7	*8	9	9	9	*10	10	10	*11	11	*11	12	*13
	LEI Li Na (AUS)	*0	1	1	1	*1	2	3	3	*4	4	5	6	*6	6	6	6	*7	8	8	9	*10	10	*11	12	*12	12
		14																									
		12																									
2	SZVITACS Alexa (HUN)	*0	1	1	1	*2	3	4	5	*5	6	6	7	*8	9	9	10	*10	10	10	10	*10	10	*11	12	13	
	LEI Li Na (AUS)	0	0	*1	2	2	2	*2	2	3	3	*4	4	4	4	*5	5	6	7	*8	9	10	*11	11	*11	11	
3	SZVITACS Alexa (HUN)	0	1	*1	1	1	2	*2	2	2	3	*3	3	3	4	*4	5	5									
	LEI Li Na (AUS)	*0	0	1	2	*3	3	4	5	*6	6	7	8	*9	9	10	10	11									
4	SZVITACS Alexa (HUN)	*0	0	0	1	*2	2	3	4	*4	4	5	5	*5	6	7	7	*7	8	8	8						
	LEI Li Na (AUS)	0	1	*2	2	2	3	*3	3	4	5	*5	6	7	7	*7	8	9	9	*10	11						
5	SZVITACS Alexa (HUN)	0	1	*1	2	3	3	*3	4	4	4	*5	6	6	6	*6	6	6	6								
	LEI Li Na (AUS)	*0	0	1	1	*1	2	3	3	*4	5	5	5	*6	7	8	9	*10	11								

Note:  
The "Greatest deficit overcome" only applies when the player ends up winning the game.

Legend:  
\* Server No. Number



## Match Results 試合結果

XIONG Guiyan (CHN) 2-3 LEI Li Na (AUS)

Game Summary		Match	Game 1	Game 2	Game 3	Game 4	Game 5
XIONG Guiyan	CHN	2	11	5	5	11	5
LEI Li Na	AUS	3	6	11	11	9	11
Duration:		31min	5min	5min	6min	6min	5min

Match No.: 15 Table: 2

Umpires: CHOI Chang Seong (KOR) IGARASHI Kumiko (JPN)

Player Statistics	XIONG Guiyan (CHN)						LEI Li Na (AUS)					
	Game					Match	Game					Match
	1	2	3	4	5		1	2	3	4	5	
Points won	11	5	5	11	5	37	6	11	11	9	11	48
Biggest lead	5	1	-	2	-	5	-	6	6	2	7	7
Points won on own serve	5	4	4	6	3	22	3	7	7	5	6	28
Points lost on own serve	3	4	4	4	5	20	6	1	1	5	2	15
Most consecutive points won	4	1	3	3	2	4	2	3	6	3	5	6
Greatest deficit overcome	-	-	-	2	-	2	-	1	-	-	-	1
Handedness/Grip	/						/					

Game/Match Statistics	Game					Match
	1	2	3	4	5	
Longest rally (strokes)	16	11	10	11	17	17
Average rally	6	6	6	5	7	6

### Game Progress

1	XIONG Guiyan (CHN)	0	1	*2	3	4	4	*4	5	5	5	*6	6	7	8	*9	9	10	11			
	LEI Li Na (AUS)	*0	0	0	0	*0	1	2	2	*3	4	4	5	*5	5	5	6	*6	6			
2	XIONG Guiyan (CHN)	*0	1	1	1	*1	2	2	2	*3	3	4	4	*4	5	5	5	5	5			
	LEI Li Na (AUS)	0	0	*1	2	3	3	*4	5	5	6	*6	7	8	8	*9	10	11	11			
3	XIONG Guiyan (CHN)	0	0	*0	0	0	0	*0	1	2	2	*3	4	5	5	*5	5	5	5			
	LEI Li Na (AUS)	*0	1	2	3	*4	5	6	6	*6	7	7	7	*7	8	9	10	11	11			
4	XIONG Guiyan (CHN)	*0	1	1	2	*3	3	3	4	*4	5	5	5	*5	6	7	7	*8	9	10	10	11
	LEI Li Na (AUS)	0	0	*1	1	1	2	*3	3	4	4	*5	6	7	7	*7	8	8	8	*8	9	9
5	XIONG Guiyan (CHN)	0	0	*0	0	0	0	*1	1	2	2	*2	2	3	3	*4	5	5	5			
	LEI Li Na (AUS)	*0	1	2	3	*4	5	5	6	*6	7	8	9	*9	10	10	10	11	11			

### Note:

The "Greatest deficit overcome" only applies when the player ends up winning the game.

### Legend:

\* Server

No. Number



## Player Statistics

プレーヤーの統計

As of MON 30 AUG 2021

Players	NPC Code	Matches				Games				Match Duration		
		Played	Won	Lost	%Won	Played	Won	Lost	%Won	All	Average	
KAVAS Neslihan	TUR	3	0	3	0%	10	1	9	10%	1h12min	24min	
		Points Won				Points Lost						
		Total	Own Serve: 44			Most Consecutive: 6		Total	Own Serve: 47			Most Consecutive: 5
		73	Opp. Serve: 29			GDO: 3		111	Opp. Serve: 64			GLL: 4
KIM Kun-Hea	KOR	3	1	2	33%	12	5	7	42%	1h27min	29min	
		Points Won				Points Lost						
		Total	Own Serve: 60			Most Consecutive: 7		Total	Own Serve: 49			Most Consecutive: 6
		101	Opp. Serve: 41			GDO: 3		116	Opp. Serve: 67			GLL: 3
LEI Li Na	AUS	5	5	0	100%	21	15	6	71%	2h34min	31min	
		Points Won				Points Lost						
		Total	Own Serve: 123			Most Consecutive: 8		Total	Own Serve: 69			Most Consecutive: 4
		220	Opp. Serve: 97			GDO: 4		162	Opp. Serve: 93			GLL: 2
MARQUES PARINOS J	BRA	3	0	3	0%	11	2	9	18%	1h18min	26min	
		Points Won				Points Lost						
		Total	Own Serve: 48			Most Consecutive: 4		Total	Own Serve: 51			Most Consecutive: 8
		80	Opp. Serve: 32			GDO: 3		118	Opp. Serve: 67			GLL: 3
PEK Karolina	POL	4	2	2	50%	16	8	8	50%	1h55min	29min	
		Points Won				Points Lost						
		Total	Own Serve: 89			Most Consecutive: 8		Total	Own Serve: 54			Most Consecutive: 6
		148	Opp. Serve: 59			GDO: 2		140	Opp. Serve: 86			GLL: 4
RAUEN Danielle	BRA	3	1	2	33%	10	4	6	40%	1h14min	25min	
		Points Won				Points Lost						
		Total	Own Serve: 43			Most Consecutive: 6		Total	Own Serve: 45			Most Consecutive: 7
		78	Opp. Serve: 35			GDO: 6		95	Opp. Serve: 50			GLL: 3
SZVITACS Alexa	HUN	4	2	2	50%	15	8	7	53%	2h10min	33min	
		Points Won				Points Lost						
		Total	Own Serve: 80			Most Consecutive: 6		Total	Own Serve: 65			Most Consecutive: 6
		143	Opp. Serve: 63			GDO: 4		148	Opp. Serve: 83			GLL: 6





## Player Statistics

プレイヤーの統計

As of MON 30 AUG 2021

Players	NPC Code	Matches				Games				Match Duration	
		Played	Won	Lost	%Won	Played	Won	Lost	%Won	All	Average
XIONG Guiyan	CHN	5	4	1	80%	19	14	5	74%	2h2min	24min
<b>Points Won</b>						<b>Points Lost</b>					
		Total	Own Serve:	105	Most Consecutive:	7	Total	Own Serve:	57	Most Consecutive:	6
		186	Opp. Serve:	81	GDO:	3	139	Opp. Serve:	82	GLL:	3

**Note:**

The "Greatest deficit overcome" only applies when the player ends up winning the game and "Greatest lead lost" only when losing.

**Legend:**

**GDO** Greatest deficit overcome    **GLL** Greatest lead lost    **Opp.** Opponent's



## Tournament Statistics

トーナメントの統計

As of MON 30 AUG 2021

Statistics	Preliminaries	Semifinals	Finals	Total
<b>Matches</b>				
Total	12	2	1	15
Game Margin: 3:0	5 42%			5 33%
3:1	7 58%	1 50%		8 53%
3:2		1 50%	1 100%	2 13%
Invalid Results Mark				
Duration: Total	5h8min	1h17min	31min	6h56min
Longest	35min	48min	31min	48min
Shortest	17min	29min	31min	17min
Average	26min	39min	31min	28min
<b>Games</b>				
Total	43	9	5	57
Point Margin: 11				
10				
9				
8	1 2%			1 2%
7	8 19%			8 14%
6	5 12%	1 11%	3 60%	9 16%
5	9 21%	1 11%	1 20%	11 19%
4	2 5%	2 22%		4 7%
3	5 12%	3 33%		8 14%
2	13 30%	2 22%	1 20%	16 28%
Invalid Results Mark				
Duration: Total	4h27min	1h14min	27min	6h8min
Longest	11min	13min	6min	13min
Shortest	2min	5min	5min	2min
Average	6min	8min	5min	6min
<b>Points</b>				
Total	768	176	85	1029
Per game	17.86	19.56	17.00	18.05
Most consecutive won	8	6	6	8
Greatest deficit overcome	6	3	2	6
Longest rally	24	19	17	24
Average rally	5	5	6	5

**Note:**

The "Greatest deficit overcome" only applies when the player ends up winning the game.



**Medallists**  
メダリスト

Medal	Name	NPC
GOLD	LEI Li Na	AUS - Australia
SILVER	XIONG Guiyan	CHN - People's Republic of China
BRONZE	PEK Karolina	POL - Poland
	SZVITACS Alexa	HUN - Hungary



Entry List by Event  
種目別エントリーリスト

As of TUE 31 AUG 2021

REVISED  
31 AUG 13:04

NPC	Name	Date of Birth	Qualification Pathway	World Ranking
AUS - Australia	TAPPER Melissa	1 MAR 1990	CQ	2
	YANG Qian	17 JUN 1996	QR	3
BRA - Brazil	COSTA ALEXANDRE Bruna	29 MAR 1995	CQ	4
CHN - People's Republic of China	ZHAO Xiaojing	2 JAN 1995	CQ	7
JPN - Japan	TAKEUCHI Nozomi	18 FEB 1994	QI	9
NGR - Nigeria	OBAZUAYE Faith	4 MAR 1989	CQ	10
POL - Poland	PARTYKA Natalia	27 JUL 1989	CQ	1
TPE - Chinese Taipei	LIN Tzu Yu	23 JUN 2000	QI	8
	TIAN Shiau Wen	14 DEC 1999	QR	5
TUR - Turkey	DEMIR Merve Cansu	6 SEP 2001	QT	6

Legend:

CQ	Continental Qualification	QI	Qualified by Invitation	QR	World Ranking
QT	Qualification Tournament				

REVISED Name change for the athlete TIAN Shiau Wen from TPE.



Draw - Preliminary Round  
トーナメント表 - 予選ラウンド

REVISED  
31 AUG 13:18

GROUP A

Match	Day	Time	Table	Name	1	2	3	Pts	Rk
3-1	25 AUG	18:00		1 PARTYKA Natalia (POL)		<b>3:1</b> 7,7,-10,5	<b>3:0</b> 6,4,3	4	1
2-1	26 AUG	17:20							
2-3	27 AUG	16:00		2 DEMIR Merve Cansu (TUR)	<b>1:3</b> -7,-7,10,-5		<b>3:0</b> 8,7,9	3	2
				3 TAKEUCHI Nozomi (JPN)	<b>0:3</b> -6,-4,-3	<b>0:3</b> -8,-7,-9		2	3

GROUP B

Match	Day	Time	Table	Name	1	2	3	Pts	Rk
3-1	25 AUG	17:20		1 TAPPER Melissa (AUS)		<b>0:3</b> -7,-2,-6	<b>3:1</b> -9,8,6,9	3	2
2-1	26 AUG	17:20							
2-3	27 AUG	16:00		2 COSTA ALEXANDRE Bruna (BRA)	<b>3:0</b> 7,2,6		<b>3:0</b> 8,8,7	4	1
				3 LIN Tzu Yu (TPE)	<b>1:3</b> 9,-8,-6,-9	<b>0:3</b> -8,-8,-7		2	3

GROUP C

Match	Day	Time	Table	Name	1	2	3	4	Pts	Rk
3-1	25 AUG	18:00		1 YANG Qian (AUS)		<b>0:3</b> -9,-11,-10	<b>3:2</b> 13,-10,-9,9,3	<b>3:0</b> 9,1,3	5	2
2-4	25 AUG	17:20								
4-3	26 AUG	17:20		2 TIAN Shiao Wen (TPE)	<b>3:0</b> 9,11,10		<b>3:0</b> 7,7,5	<b>3:0</b> 9,3,5	6	1
2-1	26 AUG	16:40								
1-4	27 AUG	16:00		3 ZHAO Xiaojing (CHN)	<b>2:3</b> -13,10,9,-9,-3	<b>0:3</b> -7,-7,-5		<b>3:0</b> 6,5,9	4	3
2-3	27 AUG	16:40								
				4 OBAZUAYE Faith (NGR)	<b>0:3</b> -9,-1,-3	<b>0:3</b> -9,-3,-5	<b>0:3</b> -6,-5,-9		3	4

Qualification rule:

First and Second from each group will qualify for the Quarterfinals.

Legend:

Pts Points Rk Rank

REVISED Name change for the athlete TIAN Shiao Wen from TPE.



Draw - Final Rounds  
トーナメント表 - 最終ラウンド

**REVISED**  
31 AUG 13:18

QUALIFIED FROM GROUPS				
Group	Rk	Name	NPC	Match Points
A	1	PARTYKA Natalia	POL	4
B	1	COSTA ALEXANDRE Bruna	BRA	4
C	1	TIAN Shiau Wen	TPE	6
A	2	DEMIR Merve Cansu	TUR	3
B	2	TAPPER Melissa	AUS	3
C	2	YANG Qian	AUS	5

Quarterfinals	NPC Code	Semifinals	NPC Code	Finals	NPC Code				
PARTYKA Natalia	POL	PARTYKA Natalia	POL	YANG Qian	AUS				
BYE									
TAPPER Melissa	AUS	YANG Qian	AUS			3-2 (11:7, 4:11, 9:11, 11:6, 11:9)			
YANG Qian	AUS					3-0 (13:11, 11:3, 11:8)			
TIAN Shiau Wen	TPE	TIAN Shiau Wen	TPE			COSTA ALEXANDRE Bruna	BRA		
DEMIR Merve Cansu	TUR								
BYE		COSTA ALEXANDRE Bruna	BRA					3-1 (5:11, 11:5, 13:11, 11:8)	
COSTA ALEXANDRE B	BRA							3-1 (12:14, 11:6, 12:10, 11:7)	
								<b>GOLD</b>	
								YANG Qian	
				AUS					
				3-1 (13:11, 6:11, 11:7, 11:9)					
				<b>SILVER</b>					
				COSTA ALEXANDRE Bruna					
				BRA					
				<b>BRONZE</b>					
				PARTYKA Natalia					
				POL					
				TIAN Shiau Wen					
				TPE					

Legend:  
Rk Rank

**REVISED** Name change for the athlete TIAN Shiau Wen from TPE.



## Match Results

試合結果

TAKEUCHI Nozomi (JPN) 0-3 PARTYKA Natalia (POL)

Game Summary		Match	Game 1	Game 2	Game 3	Game 4	Game 5
TAKEUCHI Nozomi	JPN	0	6	4	3		
PARTYKA Natalia	POL	3	11	11	11		
Duration:		22min	7min	6min	6min		

Match No.: 3 Table: 2

Umpires: RIVERO Ernesto (VEN) OH Yong Seng (SGP)

Player Statistics	TAKEUCHI Nozomi (JPN)					Match	PARTYKA Natalia (POL)					Match
	Game						Game					
	1	2	3	4	5		1	2	3	4	5	
Points won	6	4	3			13	11	11	11			33
Biggest lead	-	2	-			2	5	7	8			8
Points won on own serve	5	2	2			9	7	6	5			18
Points lost on own serve	4	5	6			15	1	2	1			4
Most consecutive points won	2	2	1			2	3	8	4			8
Greatest deficit overcome	-	-	-			-	-	2	-			2
Handedness/Grip	/						/					

Game/Match Statistics	Game					Match
	1	2	3	4	5	
Longest rally (strokes)	9	8	7			9
Average rally	4	4	4			4

### Game Progress

1 TAKEUCHI Nozomi (JPN)	*0	0	1	1	*1	1	2	2	*2	3	4	4	*4	5	5	5	*6	6
PARTYKA Natalia (POL)	0	1	*1	2	3	4	*4	5	6	6	*6	7	8	8	*9	10	10	11
2 TAKEUCHI Nozomi (JPN)	0	1	*2	2	3	3	*3	4	4	4	*4	4	4	4	*4	4		
PARTYKA Natalia (POL)	*0	0	0	1	*1	2	3	3	*4	5	6	7	*8	9	10	11		
3 TAKEUCHI Nozomi (JPN)	*0	0	1	1	*1	1	2	2	*2	2	2	3	*3	3	3			
PARTYKA Natalia (POL)	0	1	*1	2	3	4	*4	5	6	7	*8	8	9	10	11			

**Note:**  
The "Greatest deficit overcome" only applies when the player ends up winning the game.

**Legend:**  
\* Server No. Number



## Match Results 試合結果

LIN Tzu Yu (TPE) 1-3 TAPPER Melissa (AUS)

Game Summary		Match	Game 1	Game 2	Game 3	Game 4	Game 5
LIN Tzu Yu	TPE	1	11	8	6	9	
TAPPER Melissa	AUS	3	9	11	11	11	
Duration:		30min	5min	6min	6min	5min	

Match No.: 1 Table: 2

Umpires: BYSTRICAN Marian (SVK) NG Tsz Kin (HKG)

Player Statistics	LIN Tzu Yu (TPE)					Match	TAPPER Melissa (AUS)					Match
	Game						Game					
	1	2	3	4	5		1	2	3	4	5	
Points won	11	8	6	9		34	9	11	11	11		42
Biggest lead	2	1	-	3		3	3	5	6	2		6
Points won on own serve	6	5	4	5		20	5	6	7	6		24
Points lost on own serve	4	5	4	5		18	5	3	2	4		14
Most consecutive points won	4	4	2	2		4	4	4	4	5		5
Greatest deficit overcome	3	-	-	-		3	-	1	-	3		3
Handedness/Grip	/						/					

Game/Match Statistics	Game					Match
	1	2	3	4	5	
Longest rally (strokes)	13	8	9	11		13
Average rally	5	4	4	6		5

### Game Progress

1	LIN Tzu Yu (TPE)	0	1	*1	2	2	2	*2	2	3	4	*4	5	5	6	*6	7	8	9	*10	10	11
	TAPPER Melissa (AUS)	*0	0	1	1	*2	3	4	5	*5	5	6	6	*7	7	8	8	*8	8	8	9	9
2	LIN Tzu Yu (TPE)	*0	1	1	1	*1	1	2	2	*2	2	3	4	*4	5	6	7	*8	8	8	8	8
	TAPPER Melissa (AUS)	0	0	*1	2	3	4	*4	5	6	7	*7	7	8	8	*8	8	8	9	*10	11	11
3	LIN Tzu Yu (TPE)	0	0	*0	0	0	1	*2	2	3	3	*3	3	4	4	*4	5	6	6	6	6	6
	TAPPER Melissa (AUS)	*0	1	2	3	*4	4	4	5	*5	6	7	8	*8	9	10	10	*10	11	11	11	11
4	LIN Tzu Yu (TPE)	*0	1	2	2	*3	3	4	4	*5	6	6	7	*7	8	8	8	*8	8	8	9	9
	TAPPER Melissa (AUS)	0	0	*0	1	1	2	*2	3	3	3	*4	4	5	5	*6	7	8	9	*10	10	11

**Note:**  
The "Greatest deficit overcome" only applies when the player ends up winning the game.

**Legend:**  
\* Server  
No. Number





## Match Results 試合結果

ZHAO Xiaojing (CHN) 2-3 YANG Qian (AUS)

Game Summary		Match	Game 1	Game 2	Game 3	Game 4	Game 5
ZHAO Xiaojing	CHN	2	13	12	11	9	3
YANG Qian	AUS	3	15	10	9	11	11
Duration:		42min	9min	8min	8min	7min	5min

Match No.: 4 Table: 1

Umpires: PICHARDO Luz (DOM) KHALILI MARANDI Pari (MAS)

Player Statistics	ZHAO Xiaojing (CHN)						YANG Qian (AUS)					
	Game					Match	Game					Match
	1	2	3	4	5		1	2	3	4	5	
Points won	13	12	11	9	3	48	15	10	9	11	11	56
Biggest lead	1	3	5	1	1	5	3	3	1	3	8	8
Points won on own serve	9	6	6	4	2	27	10	5	5	5	7	32
Points lost on own serve	5	5	4	6	4	24	4	6	5	5	1	21
Most consecutive points won	4	6	4	3	1	6	2	3	3	3	6	6
Greatest deficit overcome	-	3	1	-	-	3	1	-	-	1	1	1
Handedness/Grip	/						/					

Game/Match Statistics	Game					Match
	1	2	3	4	5	
Longest rally (strokes)	8	9	21	14	9	21
Average rally	4	4	5	5	5	5

### Game Progress

1 ZHAO Xiaojing (CHN)	0	0	*0	1	1	2	*2	3	4	4	*4	5	5	5	*6	7	8	9	*9	9	10	*11	11	*11	12	*12
YANG Qian (AUS)	*0	1	2	2	*3	3	4	4	*4	5	6	6	*7	8	8	8	*8	8	9	10	*10	10	*11	12	*12	13
	13	*13	13																							
	*13	14	15																							
2 ZHAO Xiaojing (CHN)	*0	0	0	1	*2	2	3	3	*3	3	4	5	*6	7	8	9	*9	9	10	10	*10	11	12			
YANG Qian (AUS)	0	1	*2	2	2	3	*3	4	5	6	*6	6	6	6	*6	6	7	8	*8	9	10	*10	10			
3 ZHAO Xiaojing (CHN)	0	0	*1	2	3	3	*4	5	6	7	*7	8	8	8	*9	9	9	9	*10	10	11					
YANG Qian (AUS)	*0	1	1	1	*1	2	2	2	*2	2	3	3	*4	5	5	6	*7	8	8	9	9					
4 ZHAO Xiaojing (CHN)	*0	0	0	0	*1	2	3	3	*4	4	4	5	*6	6	7	8	*8	8	9	9	9					
YANG Qian (AUS)	0	1	*2	3	3	3	*3	4	4	5	*6	6	6	7	*7	7	8	9	*9	10	11					
5 ZHAO Xiaojing (CHN)	0	1	*1	1	1	1	*1	1	2	2	*2	2	3	3	3											
YANG Qian (AUS)	*0	0	1	2	*3	4	5	6	*6	7	8	9	*9	10	11											

### Note:

The "Greatest deficit overcome" only applies when the player ends up winning the game.

### Legend:

\* Server

No. Number



## Match Results 試合結果

DEMIR Merve Cansu (TUR) 1-3 PARTYKA Natalia (POL)

Game Summary		Match	Game 1	Game 2	Game 3	Game 4	Game 5
DEMIR Merve Cansu	TUR	1	7	7	12	5	
PARTYKA Natalia	POL	3	11	11	10	11	
Duration:		32min	6min	7min	9min	7min	

Match No.: 6 Table: 1

Umpires: FUJIMOTO Shigeko (JPN) SHIBATA Keiko (JPN)

Player Statistics	DEMIR Merve Cansu (TUR)					Match	PARTYKA Natalia (POL)					Match
	Game						Game					
	1	2	3	4	5		1	2	3	4	5	
Points won	7	7	12	5		31	11	11	10	11		43
Biggest lead	2	-	5	-		5	4	6	1	6		6
Points won on own serve	6	5	8	2		21	7	8	7	5		27
Points lost on own serve	4	3	3	6		16	1	2	4	3		10
Most consecutive points won	3	4	3	1		4	5	6	6	3		6
Greatest deficit overcome	-	-	1	-		1	2	-	-	-		2
Handedness/Grip	/						/					

Game/Match Statistics	Game					Match
	1	2	3	4	5	
Longest rally (strokes)	11	10	9	15		15
Average rally	4	5	4	5		4

### Game Progress

1	DEMIR Merve Cansu (TUR)	*0	1	2	2	*2	2	2	2	*3	4	5	5	*5	5	6	6	*6	7	7				
	PARTYKA Natalia (POL)	0	0	*0	1	2	3	*4	5	5	5	*5	6	7	8	*8	9	10	10	11				
2	DEMIR Merve Cansu (TUR)	0	0	*0	0	0	0	*0	1	2	2	*3	4	5	6	*6	6	7	7	7				
	PARTYKA Natalia (POL)	*0	1	2	3	*4	5	6	6	*6	7	7	7	*7	7	8	9	*9	10	11				
3	DEMIR Merve Cansu (TUR)	*0	1	2	3	*3	4	5	5	*5	6	7	8	*8	8	8	8	*8	8	9	9	*10	11	12
	PARTYKA Natalia (POL)	0	0	*0	0	1	1	*1	2	3	3	*3	3	4	5	*6	7	8	9	*9	10	10	*10	10
4	DEMIR Merve Cansu (TUR)	0	0	*1	1	1	2	*2	2	2	3	*3	4	4	4	*4	5	5						
	PARTYKA Natalia (POL)	*0	1	1	2	*3	3	4	5	*6	6	7	7	*8	9	10	10	11						

**Note:**  
The "Greatest deficit overcome" only applies when the player ends up winning the game.

**Legend:**  
\* Server  
No. Number



## Match Results 試合結果

**COSTA ALEXANDRE Bruna (BRA) 3-0 TAPPER Melissa (AUS)**

Game Summary		Match	Game 1	Game 2	Game 3	Game 4	Game 5
COSTA ALEXANDRE Bruna	BRA	3	11	11	11		
TAPPER Melissa	AUS	0	7	2	6		
Duration:		19min	6min	4min	6min		

Match No.: 7 Table: 4

Umpires: SAMAL Jiban Ballav (IND) ZAKI Khaled (EGY)

Player Statistics	COSTA ALEXANDRE Bruna (BRA)					Match	TAPPER Melissa (AUS)					Match
	Game						Game					
	1	2	3	4	5		1	2	3	4	5	
Points won	11	11	11			33	7	2	6			15
Biggest lead	4	9	5			9	1	-	1			1
Points won on own serve	6	6	5			17	5	1	3			9
Points lost on own serve	2	1	3			6	5	5	6			16
Most consecutive points won	3	8	3			8	3	1	1			3
Greatest deficit overcome	1	-	1			1	-	-	-			-
Handedness/Grip	/						/					

Game/Match Statistics	Game					Match
	1	2	3	4	5	
Longest rally (strokes)	11	9	10			11
Average rally	5	3	5			4

### Game Progress

1	COSTA ALEXANDRE Bruna (BRA)	0	0	*1	2	2	3	*3	4	5	5	*6	7	8	8	*8	8	9	10	11
	TAPPER Melissa (AUS)	*0	1	1	1	*2	2	3	3	*3	4	4	4	*4	5	6	7	*7	7	7
2	COSTA ALEXANDRE Bruna (BRA)	*0	1	2	3	*4	5	6	7	*8	8	9	10	*10	11					
	TAPPER Melissa (AUS)	0	0	*0	0	0	0	*0	0	0	1	*1	1	2	2					
3	COSTA ALEXANDRE Bruna (BRA)	0	0	*1	2	2	3	*4	4	5	6	*6	7	8	9	*9	10	10	11	
	TAPPER Melissa (AUS)	*0	1	1	1	*2	2	2	3	*3	3	4	4	*4	4	5	5	*6	6	

### Note:

The "Greatest deficit overcome" only applies when the player ends up winning the game.

### Legend:

\* Server

No. Number



Match Results  
試合結果

REVISED  
31 AUG 13:15

TIAN Shiau Wen (TPE) 3-0 OBAZUAYE Faith (NGR)

Game Summary		Match	Game 1	Game 2	Game 3	Game 4	Game 5
TIAN Shiau Wen	TPE	3	11	11	11		
OBAZUAYE Faith	NGR	0	9	3	5		
Duration:		13min	5min	4min	4min		

Match No.: 2 Table: 1

Umpires: KRMEJ Milana (SLO) ZAKI Khaled (EGY)

Player Statistics	TIAN Shiau Wen (TPE)					Match	OBAZUAYE Faith (NGR)					Match
	Game						Game					
	1	2	3	4	5		1	2	3	4	5	
Points won	11	11	11			33	9	3	5			17
Biggest lead	2	8	6			8	2	-	-			2
Points won on own serve	8	6	7			21	7	1	4			12
Points lost on own serve	2	2	1			5	3	5	4			12
Most consecutive points won	3	4	6			6	2	1	2			2
Greatest deficit overcome	2	-	-			2	-	-	-			-
Handedness/Grip						/						/

Game/Match Statistics	Game					Match
	1	2	3	4	5	
Longest rally (strokes)	11	8	6			11
Average rally	4	4	3			4

Game Progress

1	TIAN Shiau Wen (TPE)	0	1	*1	1	2	2	*2	3	4	5	*5	5	6	6	*6	7	8	9	*9	10	11
	OBAZUAYE Faith (NGR)	*0	0	1	2	*2	3	4	4	*4	4	5	6	*6	7	8	8	*8	8	9	9	9
2	TIAN Shiau Wen (TPE)	*0	1	2	3	*4	4	5	6	*7	7	8	9	*9	10	11						
	OBAZUAYE Faith (NGR)	0	0	*0	0	0	1	*1	1	1	2	*2	2	3	3	3						
3	TIAN Shiau Wen (TPE)	0	1	*1	2	2	3	*3	4	5	5	*5	6	7	8	*9	10	11				
	OBAZUAYE Faith (NGR)	*0	0	1	1	*2	2	3	3	*3	4	5	5	*5	5	5	5	5				

Note:

The "Greatest deficit overcome" only applies when the player ends up winning the game.

Legend:

\* Server No. Number

REVISED Name change for the athlete TIAN Shiau Wen from TPE.



## Match Results

試合結果

DEMIR Merve Cansu (TUR) 3-0 TAKEUCHI Nozomi (JPN)

Game Summary		Match	Game 1	Game 2	Game 3	Game 4	Game 5
DEMIR Merve Cansu	TUR	3	11	11	11		
TAKEUCHI Nozomi	JPN	0	8	7	9		
Duration:		24min	7min	7min	9min		

Match No.: 9 Table: 2

Umpires: KRMEJ Milana (SLO) RIVERO Ernesto (VEN)

Player Statistics	DEMIR Merve Cansu (TUR)					Match	TAKEUCHI Nozomi (JPN)					Match
	Game						Game					
	1	2	3	4	5		1	2	3	4	5	
Points won	11	11	11			33	8	7	9			24
Biggest lead	4	5	2			5	1	-	3			3
Points won on own serve	4	6	5			15	2	5	4			11
Points lost on own serve	6	2	5			13	7	5	6			18
Most consecutive points won	3	4	4			4	2	2	3			3
Greatest deficit overcome	1	-	3			3	-	-	-			-
Handedness/Grip						/						/

Game/Match Statistics	Game					Match
	1	2	3	4	5	
Longest rally (strokes)	11	7	8			11
Average rally	4	4	4			4

### Game Progress

1	DEMIR Merve Cansu (TUR)	*0	0	1	2	*3	3	4	4	*5	5	6	7	*7	8	8	9	*10	10	10	11	
	TAKEUCHI Nozomi (JPN)	0	1	*1	1	1	2	*2	3	3	4	*4	4	5	5	*6	6	6	7	*8	8	
2	DEMIR Merve Cansu (TUR)	0	1	*2	3	4	4	*4	5	6	6	*7	8	8	8	*9	9	10	10	11		
	TAKEUCHI Nozomi (JPN)	*0	0	0	0	*0	1	2	2	*2	3	3	3	*4	5	5	6	*6	7	7		
3	DEMIR Merve Cansu (TUR)	*0	0	0	0	*1	1	2	3	*4	5	5	5	*5	6	7	8	*8	8	9	10	11
	TAKEUCHI Nozomi (JPN)	0	1	*2	3	3	4	*4	4	4	4	*5	6	7	7	*7	7	8	9	*9	9	9

### Note:

The "Greatest deficit overcome" only applies when the player ends up winning the game.

### Legend:

\* Server

No. Number



## Match Results

試合結果

**COSTA ALEXANDRE Bruna (BRA) 3-0 LIN Tzu Yu (TPE)**

Game Summary		Match	Game 1	Game 2	Game 3	Game 4	Game 5
COSTA ALEXANDRE Bruna	BRA	3	11	11	11		
LIN Tzu Yu	TPE	0	8	8	7		
Duration:		24min	6min	7min	8min		

Match No.: 10 Table: 3

Umpires: GULLBERG Jens (DEN) TANAKA Rieko (JPN)

Player Statistics	COSTA ALEXANDRE Bruna (BRA)					Match	LIN Tzu Yu (TPE)					Match
	Game						Game					
	1	2	3	4	5		1	2	3	4	5	
Points won	11	11	11			33	8	8	7			23
Biggest lead	5	3	4			5	1	3	1			3
Points won on own serve	7	7	9			23	5	6	6			17
Points lost on own serve	3	2	1			6	4	4	2			10
Most consecutive points won	5	3	3			5	3	2	3			3
Greatest deficit overcome	1	3	1			3	-	-	-			-
Handedness/Grip	/						/					

Game/Match Statistics	Game					Match
	1	2	3	4	5	
Longest rally (strokes)	10	10	12			12
Average rally	5	5	4			4

### Game Progress

1	COSTA ALEXANDRE Bruna (BRA)	*0	0	1	1	*2	3	4	4	*4	5	6	7	*8	9	9	9	*9	10	10	11
	LIN Tzu Yu (TPE)	0	1	*1	2	2	2	*2	3	4	4	*4	4	4	4	*5	6	7	7	*8	8
2	COSTA ALEXANDRE Bruna (BRA)	0	0	*0	1	1	1	*2	3	4	4	*4	5	6	6	*7	8	8	9	*10	11
	LIN Tzu Yu (TPE)	*0	1	2	2	*3	4	4	4	*4	5	6	6	*6	7	7	7	*8	8	8	8
3	COSTA ALEXANDRE Bruna (BRA)	*0	1	2	2	*2	2	3	3	*4	5	6	6	*6	7	8	9	*9	10	11	
	LIN Tzu Yu (TPE)	0	0	*0	1	2	3	*3	4	4	4	*4	5	6	6	*6	6	7	7	7	

**Note:**  
The "Greatest deficit overcome" only applies when the player ends up winning the game.

**Legend:**  
\* Server  
No. Number



## Match Results

試合結果

OBAZUAYE Faith (NGR) 0-3 ZHAO Xiaojing (CHN)

Game Summary		Match	Game 1	Game 2	Game 3	Game 4	Game 5
OBAZUAYE Faith	NGR	0	6	5	9		
ZHAO Xiaojing	CHN	3	11	11	11		
Duration:		15min	4min	4min	6min		

Match No.: 8 Table: 3

Umpires: KAMIYA Akiko (JPN) RIVERO Ernesto (VEN)

Player Statistics	OBAZUAYE Faith (NGR)					Match	ZHAO Xiaojing (CHN)					Match
	Game						Game					
	1	2	3	4	5		1	2	3	4	5	
Points won	6	5	9			20	11	11	11			33
Biggest lead	-	-	1			1	5	6	2			6
Points won on own serve	4	4	3			11	7	7	4			18
Points lost on own serve	4	4	7			15	2	1	6			9
Most consecutive points won	2	2	3			3	3	3	3			3
Greatest deficit overcome	-	-	-			-	-	-	1			1
Handedness/Grip	/						/					

Game/Match Statistics	Game					Match
	1	2	3	4	5	
Longest rally (strokes)	5	7	8			8
Average rally	3	3	3			3

### Game Progress

1	OBAZUAYE Faith (NGR)	0	0	*0	1	1	2	*2	2	2	3	*3	4	5	5	*5	6	6	6				
	ZHAO Xiaojing (CHN)	*0	1	2	2	*3	3	4	5	*6	6	7	7	*7	8	9	9	*10	11				
2	OBAZUAYE Faith (NGR)	*0	0	1	1	*1	2	2	2	*3	4	4	4	*4	5	5	5	5	5				
	ZHAO Xiaojing (CHN)	0	1	*1	2	3	3	*4	5	5	5	*6	7	8	8	*9	10	11					
3	OBAZUAYE Faith (NGR)	0	0	*0	1	1	2	*3	3	3	4	*5	6	6	6	*6	7	7	8	*9	9	9	9
	ZHAO Xiaojing (CHN)	*0	1	2	2	*3	3	3	4	*5	5	5	5	*6	7	8	8	*9	9	9	10	10	11

**Note:**  
The "Greatest deficit overcome" only applies when the player ends up winning the game.

**Legend:**  
\* Server No. Number



Match Results  
試合結果

REVISED  
31 AUG 13:16

TIAN Shiau Wen (TPE) 3-0 YANG Qian (AUS)

Game Summary		Match	Game 1	Game 2	Game 3	Game 4	Game 5
TIAN Shiau Wen	TPE	3	11	13	12		
YANG Qian	AUS	0	9	11	10		
Duration:		24min	6min	8min	8min		

Match No.: 5 Table: 4

Umpires: KRMEJ Milana (SLO) GULLBERG Jens (DEN)

Player Statistics	TIAN Shiau Wen (TPE)					Match	YANG Qian (AUS)					Match
	Game						Game					
	1	2	3	4	5		1	2	3	4	5	
Points won	11	13	12			36	9	11	10			30
Biggest lead	3	3	3			3	2	2	-			2
Points won on own serve	4	7	7			18	3	6	6			15
Points lost on own serve	6	5	4			15	7	6	5			18
Most consecutive points won	3	3	3			3	3	4	2			4
Greatest deficit overcome	2	2	-			2	-	-	-			-
Handedness/Grip	/						/					

Game/Match Statistics	Game					Match
	1	2	3	4	5	
Longest rally (strokes)	10	13	8			13
Average rally	4	5	4			4

Game Progress

1	TIAN Shiau Wen (TPE)	*0	0	1	2	*2	2	2	3	*4	5	5	6	*7	8	8	8	*8	9	9	10	11				
	YANG Qian (AUS)	0	1	*1	1	2	3	*4	4	4	4	*5	5	5	5	*6	7	8	8	*9	9	9				
2	TIAN Shiau Wen (TPE)	0	1	*1	2	3	3	*4	4	5	6	*6	6	7	7	*7	7	7	8	*8	9	10	*11	11	*12	13
	YANG Qian (AUS)	*0	0	1	1	*1	2	2	3	*3	3	4	5	*5	6	7	8	*9	9	10	10	*10	10	*11	11	11
3	TIAN Shiau Wen (TPE)	*0	1	2	3	*3	4	4	5	*5	6	6	6	*7	7	8	9	*9	9	10	10	*10	11	12		
	YANG Qian (AUS)	0	0	*0	0	1	1	*2	2	3	3	*4	5	5	6	*6	6	7	8	*8	9	10	*10	10		

Note:

The "Greatest deficit overcome" only applies when the player ends up winning the game.

Legend:

\* Server No. Number

REVISED Name change for the athlete TIAN Shiau Wen from TPE.





## Match Results

試合結果

**YANG Qian (AUS) 3-0 OBAZUAYE Faith (NGR)**

Game Summary		Match	Game 1	Game 2	Game 3	Game 4	Game 5
YANG Qian	AUS	3	11	11	11		
OBAZUAYE Faith	NGR	0	9	1	3		
Duration:		12min	4min	3min	5min		

Match No.: 11 Table: 4

Umpires: CHOI Chang Seong (KOR) SAMAL Jiban Ballav (IND)

Player Statistics	YANG Qian (AUS)					Match	OBAZUAYE Faith (NGR)					Match
	Game						Game					
	1	2	3	4	5		1	2	3	4	5	
Points won	11	11	11			33	9	1	3			13
Biggest lead	3	10	8			10	2	-	-			2
Points won on own serve	8	5	4			17	7	0	1			8
Points lost on own serve	2	1	2			5	3	6	7			16
Most consecutive points won	3	10	5			10	2	1	2			2
Greatest deficit overcome	2	-	-			2	-	-	-			-
Handedness/Grip						/						/

Game/Match Statistics	Game					Match
	1	2	3	4	5	
Longest rally (strokes)	8	9	12			12
Average rally	4	5	4			4

### Game Progress

1	YANG Qian (AUS)	0	0	*0	1	2	3	*3	4	5	5	*5	6	7	7	*8	9	9	9	*10	10	11
	OBAZUAYE Faith (NGR)	*0	1	2	2	*2	2	3	3	*3	4	5	5	*5	6	6	6	*7	8	8	9	9
2	YANG Qian (AUS)	*0	1	1	2	*3	4	5	6	*7	8	9	10	11								
	OBAZUAYE Faith (NGR)	0	0	*1	1	1	1	*1	1	1	1	*1	1	1								
3	YANG Qian (AUS)	0	1	*2	3	4	4	*5	6	7	8	*9	9	9	10	11						
	OBAZUAYE Faith (NGR)	*0	0	0	0	*0	1	1	1	*1	1	1	2	*3	3	3						

### Note:

The "Greatest deficit overcome" only applies when the player ends up winning the game.

### Legend:

\* Server

No. Number



Match Results  
試合結果

REVISED  
31 AUG 13:16

TIAN Shiau Wen (TPE) 3-0 ZHAO Xiaojing (CHN)

Game Summary		Match	Game 1	Game 2	Game 3	Game 4	Game 5
TIAN Shiau Wen	TPE	3	11	11	11		
ZHAO Xiaojing	CHN	0	7	7	5		
Duration:		23min	8min	7min	7min		

Match No.: 12 Table: 1

Umpires: HERMANS Michel (BEL) DAIRA Hiroe (JPN)

Player Statistics	TIAN Shiau Wen (TPE)					Match	ZHAO Xiaojing (CHN)					Match
	Game						Game					
	1	2	3	4	5		1	2	3	4	5	
Points won	11	11	11			33	7	7	5			19
Biggest lead	5	4	7			7	-	-	-			-
Points won on own serve	5	6	4			15	2	5	1			8
Points lost on own serve	5	2	4			11	6	5	7			18
Most consecutive points won	4	4	4			4	2	2	2			2
Greatest deficit overcome	-	-	-			-	-	-	-			-
Handedness/Grip	/						/					

Game/Match Statistics	Game					Match
	1	2	3	4	5	
Longest rally (strokes)	7	8	8			8
Average rally	4	5	4			4

Game Progress

1	TIAN Shiau Wen (TPE)	*0	1	1	2	*2	3	4	5	*6	6	6	7	*8	8	9	10	*10	10	11
	ZHAO Xiaojing (CHN)	0	0	*1	1	2	2	*2	2	2	3	*4	4	4	5	*5	5	6	7	7
2	TIAN Shiau Wen (TPE)	0	1	*1	2	2	3	*3	4	5	6	*6	6	7	7	*7	8	9	10	11
	ZHAO Xiaojing (CHN)	*0	0	1	1	*2	2	3	3	*3	3	4	5	*5	6	7	7	*7	7	7
3	TIAN Shiau Wen (TPE)	*0	1	1	2	*3	3	4	5	*6	6	7	8	*9	10	10	10	11		
	ZHAO Xiaojing (CHN)	0	0	*1	1	1	2	*2	2	2	3	*3	3	3	3	*4	5	5		

Note:

The "Greatest deficit overcome" only applies when the player ends up winning the game.

Legend:

\* Server No. Number

REVISED Name change for the athlete TIAN Shiau Wen from TPE.



Match Results  
試合結果

TAPPER Melissa (AUS) 0-3 YANG Qian (AUS)

Game Summary		Match	Game 1	Game 2	Game 3	Game 4	Game 5
TAPPER Melissa	AUS	0	11	3	8		
YANG Qian	AUS	3	13	11	11		
Duration:		20min	8min	5min	7min		

Match No.: 16 Table: 3

Umpires: DAIRA Hiroe (JPN) IOKI Setsuko (JPN)

Player Statistics	TAPPER Melissa (AUS)					Match	YANG Qian (AUS)					Match
	Game						Game					
	1	2	3	4	5		1	2	3	4	5	
Points won	11	3	8			22	13	11	11			35
Biggest lead	2	-	1			2	4	8	3			8
Points won on own serve	6	2	5			13	7	5	7			19
Points lost on own serve	6	6	4			16	5	1	3			9
Most consecutive points won	5	1	2			5	5	4	2			5
Greatest deficit overcome	-	-	-			-	2	-	1			2
Handedness/Grip	/						/					

Game/Match Statistics	Game					Match
	1	2	3	4	5	
Longest rally (strokes)	11	15	6			15
Average rally	5	6	4			5

Game Progress

1	TAPPER Melissa (AUS)	0	1	*1	1	1	1	*1	2	3	3	*4	5	6	7	*8	8	8	8	*8	9	10	*11	11	*11	11
	YANG Qian (AUS)	*0	0	1	2	*3	4	5	5	*5	6	6	6	*6	6	6	7	*8	9	10	10	*10	10	*11	12	13
2	TAPPER Melissa (AUS)	*0	0	0	0	*0	1	1	1	*2	2	2	2	*2	3	3										
	YANG Qian (AUS)	0	1	*2	3	4	4	*5	6	6	7	*8	9	10	10	11										
3	TAPPER Melissa (AUS)	0	1	*1	1	2	2	*2	3	4	4	*4	5	5	6	*6	6	7	8	*8	8					
	YANG Qian (AUS)	*0	0	1	2	*2	3	4	4	*4	5	6	6	*7	7	8	9	*9	9	10	11					

Note:

The "Greatest deficit overcome" only applies when the player ends up winning the game.

Legend:

\* Server No. Number



Match Results  
試合結果

REVISED  
31 AUG 13:17

TIAN Shiau Wen (TPE) 3-1 DEMIR Merve Cansu (TUR)

Game Summary		Match	Game 1	Game 2	Game 3	Game 4	Game 5
TIAN Shiau Wen	TPE	3	5	11	13	11	
DEMIR Merve Cansu	TUR	1	11	5	11	8	
Duration:		29min	5min	5min	9min	8min	

Match No.: 13 Table: 4

Umpires: BENCSIK Imre (HUN) YAMAGUCHI Yumi (JPN)

Player Statistics	TIAN Shiau Wen (TPE)					Match	DEMIR Merve Cansu (TUR)					Match	
	Game						Match	Game					
	1	2	3	4	5			1	2	3	4		5
Points won	5	11	13	11		40	11	5	11	8		35	
Biggest lead	2	6	2	3		6	6	2	5	1		6	
Points won on own serve	5	7	8	6		26	8	4	7	5		24	
Points lost on own serve	3	1	4	3		11	0	4	5	5		14	
Most consecutive points won	2	7	3	4		7	3	3	4	3		4	
Greatest deficit overcome	-	2	5	1		5	2	-	-	-		2	
Handedness/Grip						/						/	

Game/Match Statistics	Game					Match
	1	2	3	4	5	
Longest rally (strokes)	7	6	14	12		14
Average rally	4	4	4	5		4

Game Progress

1	TIAN Shiau Wen (TPE)	*0	1	2	2	*2	2	3	3	*3	3	4	4	*4	4	5	5	5								
	DEMIR Merve Cansu (TUR)	0	0	*0	1	2	3	*3	4	5	6	*6	7	8	9	*9	10	11								
2	TIAN Shiau Wen (TPE)	0	1	*1	2	2	2	*2	3	4	5	*6	7	8	9	*9	10	11								
	DEMIR Merve Cansu (TUR)	*0	0	1	1	*2	3	4	4	*4	4	4	4	*4	4	5	5	5								
3	TIAN Shiau Wen (TPE)	*0	1	1	1	*1	1	2	2	*2	2	3	4	*4	5	6	7	*7	8	9	10	*10	10	*11	12	13
	DEMIR Merve Cansu (TUR)	0	0	*1	2	3	4	*4	5	6	7	*7	7	8	8	*8	8	9	9	*9	9	10	*11	11	*11	11
4	TIAN Shiau Wen (TPE)	0	1	*1	2	2	3	*3	4	5	6	*6	6	7	7	*7	7	8	9	*10	11					
	DEMIR Merve Cansu (TUR)	*0	0	1	1	*2	2	3	3	*3	3	4	5	*5	6	7	8	*8	8	8	8					

Note:

The "Greatest deficit overcome" only applies when the player ends up winning the game.

Legend:

\* Server No. Number

REVISED Name change for the athlete TIAN Shiau Wen from TPE.



## Match Results 試合結果

PARTYKA Natalia (POL) 2-3 YANG Qian (AUS)

Game Summary		Match	Game 1	Game 2	Game 3	Game 4	Game 5
PARTYKA Natalia	POL	2	7	11	11	6	9
YANG Qian	AUS	3	11	4	9	11	11
Duration:		44min	7min	7min	10min	8min	9min

Match No.: 17 Table: 2

Umpires: KHALILI MARANDI Pari (MAS) FUKUDA Tomoko (JPN)

Player Statistics	PARTYKA Natalia (POL)						Match	YANG Qian (AUS)						Match
	Game					Match		Game					Match	
	1	2	3	4	5			1	2	3	4	5		
Points won	7	11	11	6	9	44	11	4	9	11	11	46		
Biggest lead	1	7	4	1	5	7	6	1	-	5	2	6		
Points won on own serve	4	7	5	4	3	23	7	3	4	6	4	24		
Points lost on own serve	4	1	5	5	7	22	3	4	6	2	6	21		
Most consecutive points won	3	4	3	3	3	4	5	1	4	5	7	7		
Greatest deficit overcome	-	1	-	-	-	1	1	-	-	1	5	5		
Handedness/Grip	/							/						

Game/Match Statistics	Game					Match
	1	2	3	4	5	
Longest rally (strokes)	9	19	10	9	10	19
Average rally	5	8	5	5	5	6

### Game Progress

1	PARTYKA Natalia (POL)	0	1	*1	1	1	1	*1	2	3	3	*3	3	3	4	*4	5	6	7	7		
	YANG Qian (AUS)	*0	0	1	2	*3	4	5	5	*5	6	7	8	*9	9	10	10	*10	10	11		
2	PARTYKA Natalia (POL)	*0	0	1	1	*2	3	4	5	*5	6	7	7	*8	9	10	11					
	YANG Qian (AUS)	0	1	*1	2	2	2	*2	2	3	3	*3	4	4	4	*4	4					
3	PARTYKA Natalia (POL)	0	1	*2	2	2	3	*3	4	5	5	*6	6	7	8	*9	9	9	9	*9	10	11
	YANG Qian (AUS)	*0	0	0	1	*2	2	3	3	*3	4	4	5	*5	5	5	6	*7	8	9	9	9
4	PARTYKA Natalia (POL)	*0	1	1	1	*1	2	3	4	*4	4	5	5	*6	6	6	6	*6	6			
	YANG Qian (AUS)	0	0	*1	2	3	3	*3	3	4	5	*5	6	6	7	*8	9	10	11			
5	PARTYKA Natalia (POL)	0	1	*2	3	3	3	*4	5	5	6	*7	8	8	9	*9	9	9	9	*9	9	9
	YANG Qian (AUS)	*0	0	0	0	*1	2	2	2	*3	3	3	3	*4	4	5	6	*7	8	9	10	11

### Note:

The "Greatest deficit overcome" only applies when the player ends up winning the game.

### Legend:

\* Server

No. Number



Match Results  
試合結果

REVISED  
31 AUG 13:17

TIAN Shiau Wen (TPE) 1-3 COSTA ALEXANDRE Bruna (BRA)

Game Summary		Match	Game 1	Game 2	Game 3	Game 4	Game 5
TIAN Shiau Wen	TPE	1	14	6	10	7	
COSTA ALEXANDRE Bruna	BRA	3	12	11	12	11	
Duration:		36min	9min	6min	10min	7min	

Match No.: 18 Table: 4

Umpires: FOUCHARD Frederic (FRA) TANAKA Rieko (JPN)

Player Statistics	TIAN Shiau Wen (TPE)					Match	COSTA ALEXANDRE Bruna (BRA)					Match
	Game						Game					
	1	2	3	4	5		1	2	3	4	5	
Points won	14	6	10	7		37	12	11	12	11		46
Biggest lead	3	1	4	3		4	3	5	2	4		5
Points won on own serve	10	3	7	4		24	9	6	8	7		30
Points lost on own serve	3	5	4	4		16	4	3	3	3		13
Most consecutive points won	3	2	4	4		4	5	6	4	7		7
Greatest deficit overcome	3	-	-	-		3	-	1	4	3		4
Handedness/Grip	/						/					

Game/Match Statistics	Game					Match
	1	2	3	4	5	
Longest rally (strokes)	10	9	16	24		24
Average rally	4	4	6	5		5

Game Progress

1	TIAN Shiau Wen (TPE)	*0	1	2	3	*3	4	4	4	*4	5	6	6	*6	6	6	6	*7	8	9	9	*10	11	*11	12	*12	13
	COSTA ALEXANDRE Bruna (BRA)	0	0	*0	0	1	1	*2	3	4	4	*4	5	6	7	*8	9	9	9	*9	10	10	*10	11	*11	12	*12
		14																									
		12																									
2	TIAN Shiau Wen (TPE)	0	1	*1	1	2	2	*3	3	4	4	*5	6	6	6	*6	6	6	6								
	COSTA ALEXANDRE Bruna (BRA)	*0	0	1	2	*2	3	3	4	*4	5	5	5	*6	7	8	9	*10	11								
3	TIAN Shiau Wen (TPE)	*0	1	2	3	*4	4	5	5	*5	6	7	7	*7	7	8	9	*9	9	10	10	*10	10	10			
	COSTA ALEXANDRE Bruna (BRA)	0	0	*0	0	0	1	*1	2	3	3	*3	4	5	6	*6	6	7	8	*8	9	10	*11	12			
4	TIAN Shiau Wen (TPE)	0	0	*1	2	3	4	*4	5	5	5	*5	5	5	5	*5	6	6	7	7							
	COSTA ALEXANDRE Bruna (BRA)	*0	1	1	1	*1	1	2	2	*3	4	5	6	*7	8	9	9	*10	10	11							

Note:  
The "Greatest deficit overcome" only applies when the player ends up winning the game.

Legend:  
\* Server No. Number

REVISED Name change for the athlete TIAN Shiau Wen from TPE.



## Match Results

試合結果

**YANG Qian (AUS) 3-1 COSTA ALEXANDRE Bruna (BRA)**

Game Summary		Match	Game 1	Game 2	Game 3	Game 4	Game 5
YANG Qian	AUS	3	13	6	11	11	
COSTA ALEXANDRE Bruna	BRA	1	11	11	7	9	
Duration:		32min	9min	5min	7min	8min	

Match No.: 19 Table: 2

Umpires: BOGREN Ingrid (SWE) GRIAZNOVA Liudmila (RUS)

Player Statistics	YANG Qian (AUS)					Match	COSTA ALEXANDRE Bruna (BRA)					Match
	Game						Game					
	1	2	3	4	5		1	2	3	4	5	
Points won	13	6	11	11		41	11	11	7	9		38
Biggest lead	2	-	4	5		5	5	5	3	1		5
Points won on own serve	6	2	7	6		21	5	5	4	5		19
Points lost on own serve	6	6	3	4		19	7	4	4	5		20
Most consecutive points won	4	2	3	6		6	4	4	4	5		5
Greatest deficit overcome	5	-	3	1		5	-	-	-	-		-
Handedness/Grip						/						/

Game/Match Statistics	Game					Match
	1	2	3	4	5	
Longest rally (strokes)	11	13	24	20		24
Average rally	6	6	8	6		6

### Game Progress

1	YANG Qian (AUS)	*0	0	1	1	*2	2	2	3	*3	3	3	3	*4	5	6	6	*7	7	8	9	*10	11	*11	12	13
	COSTA ALEXANDRE Bruna (BRA)	0	1	*1	2	2	3	*4	4	5	6	*7	8	8	8	*8	9	9	10	*10	10	10	*10	11	*11	11
2	YANG Qian (AUS)	0	0	*0	0	0	1	*2	2	2	3	*3	3	4	4	*5	5	6	6							
	COSTA ALEXANDRE Bruna (BRA)	*0	1	2	3	*4	4	4	5	*6	6	7	8	*8	9	9	10	*10	11							
3	YANG Qian (AUS)	*0	1	1	1	*1	1	2	3	*4	4	5	5	*6	7	8	8	*9	10	11						
	COSTA ALEXANDRE Bruna (BRA)	0	0	*1	2	3	4	*4	4	4	5	*5	6	6	6	*6	7	7	7	7						
4	YANG Qian (AUS)	0	0	*1	2	3	4	*5	6	6	7	*7	7	7	7	*7	8	8	9	*9	10	11				
	COSTA ALEXANDRE Bruna (BRA)	*0	1	1	1	*1	1	1	1	*2	2	3	4	*5	6	7	7	*8	8	9	9	9				

### Note:

The "Greatest deficit overcome" only applies when the player ends up winning the game.

### Legend:

\* Server No. Number



Player Statistics  
プレーヤーの統計

REVISED  
31 AUG 13:22

As of TUE 31 AUG 2021

Players	NPC Code	Matches				Games				Match Duration					
		Played	Won	Lost	%Won	Played	Won	Lost	%Won	All	Average				
COSTA ALEXANDRE Bruna	BRA	4	3	1	75%	14	10	4	71%	1h51min	28min				
		Points Won				Points Lost									
		Total	Own Serve:		89	Most Consecutive:		8	Total	Own Serve:		45	Most Consecutive:		6
		150	Opp. Serve:		61	GDO:		4	116	Opp. Serve:		71	GLL:		5
DEMIR Merve Cansu	TUR	3	1	2	33%	11	5	6	45%	1h25min	28min				
		Points Won				Points Lost									
		Total	Own Serve:		60	Most Consecutive:		4	Total	Own Serve:		43	Most Consecutive:		7
		99	Opp. Serve:		39	GDO:		3	107	Opp. Serve:		64	GLL:		5
LIN Tzu Yu	TPE	2	0	2	0%	7	1	6	14%	54min	27min				
		Points Won				Points Lost									
		Total	Own Serve:		37	Most Consecutive:		4	Total	Own Serve:		28	Most Consecutive:		5
		57	Opp. Serve:		20	GDO:		3	75	Opp. Serve:		47	GLL:		3
OBAZUAYE Faith	NGR	3	0	3	0%	9	0	9	0%	40min	13min				
		Points Won				Points Lost									
		Total	Own Serve:		31	Most Consecutive:		3	Total	Own Serve:		43	Most Consecutive:		10
		50	Opp. Serve:		19	GDO:		0	99	Opp. Serve:		56	GLL:		2
PARTYKA Natalia	POL	3	2	1	67%	12	8	4	67%	1h38min	33min				
		Points Won				Points Lost									
		Total	Own Serve:		68	Most Consecutive:		8	Total	Own Serve:		36	Most Consecutive:		7
		120	Opp. Serve:		52	GDO:		2	90	Opp. Serve:		54	GLL:		5
TAKEUCHI Nozomi	JPN	2	0	2	0%	6	0	6	0%	46min	23min				
		Points Won				Points Lost									
		Total	Own Serve:		20	Most Consecutive:		3	Total	Own Serve:		33	Most Consecutive:		8
		37	Opp. Serve:		17	GDO:		0	66	Opp. Serve:		33	GLL:		3
TAPPER Melissa	AUS	3	1	2	33%	10	3	7	30%	1h9min	23min				
		Points Won				Points Lost									
		Total	Own Serve:		46	Most Consecutive:		5	Total	Own Serve:		46	Most Consecutive:		8
		79	Opp. Serve:		33	GDO:		3	102	Opp. Serve:		56	GLL:		3





### Player Statistics

プレイヤーの統計

As of TUE 31 AUG 2021

**REVISED**  
31 AUG 13:22

Players	NPC Code	Matches				Games				Match Duration		
		Played	Won	Lost	%Won	Played	Won	Lost	%Won	All	Average	
TIAN Shiau Wen	TPE	5	4	1	80%	17	13	4	76%	2h5min	25min	
		Points Won				Points Lost						
		Total	Own Serve:	104		Most Consecutive:	7		Total	Own Serve:	58	
		179	Opp. Serve:	75		GDO:	5		147	Opp. Serve:	89	
						GLL:		4				
YANG Qian	AUS	Matches				Games				Match Duration		
		Played	Won	Lost	%Won	Played	Won	Lost	%Won	All	Average	
		6	5	1	83%	23	15	8	65%	2h54min	29min	
		Points Won				Points Lost						
		Total	Own Serve:	128		Most Consecutive:	10		Total	Own Serve:	93	
241	Opp. Serve:	113		GDO:	5		201	Opp. Serve:	108			
				GLL:		3						
ZHAO Xiaojing	CHN	Matches				Games				Match Duration		
		Played	Won	Lost	%Won	Played	Won	Lost	%Won	All	Average	
		3	1	2	33%	11	5	6	45%	1h20min	27min	
		Points Won				Points Lost						
		Total	Own Serve:	53		Most Consecutive:	6		Total	Own Serve:	51	
100	Opp. Serve:	47		GDO:	3		109	Opp. Serve:	58			
				GLL:		1						

**Note:**

The "Greatest deficit overcome" only applies when the player ends up winning the game and "Greatest lead lost" only when losing.

**Legend:**

**GDO** Greatest deficit overcome    **GLL** Greatest lead lost    **Opp.** Opponent's

**REVISED**

Name change for the athlete TIAN Shiau Wen from TPE.



## Tournament Statistics

トーナメントの統計

As of MON 30 AUG 2021

Statistics	Preliminaries	Quarterfinals	Semifinals	Finals	Total
<b>Matches</b>					
Total	12	2	2	1	17
Game Margin: 3:0	9 75%	1 50%			10 59%
3:1	2 17%	1 50%	1 50%	1 100%	5 29%
3:2	1 8%		1 50%		2 12%
Invalid Results Mark					
Duration: Total	4h40min	49min	1h20min	32min	7h21min
Longest	42min	29min	44min	32min	44min
Shortest	12min	20min	36min	32min	12min
Average	23min	25min	40min	32min	26min
<b>Games</b>					
Total	40	7	9	4	60
Point Margin: 11					
10	1 3%				1 2%
9	1 3%				1 2%
8	4 10%	1 14%			5 8%
7	1 3%		1 11%		2 3%
6	4 10%	2 29%			6 10%
5	4 10%		2 22%	1 25%	7 12%
4	7 18%		2 22%	1 25%	10 17%
3	4 10%	2 29%			6 10%
2	14 35%	2 29%	4 44%	2 50%	22 37%
Invalid Results Mark					
Duration: Total	4h10min	47min	1h13min	29min	6h39min
Longest	9min	9min	10min	9min	10min
Shortest	3min	5min	6min	5min	3min
Average	6min	7min	8min	7min	7min
<b>Points</b>					
Total	728	132	173	79	1112
Per game	18.20	18.86	19.22	19.75	18.53
Most consecutive won	10	7	7	6	10
Greatest deficit overcome	3	5	5	5	5
Longest rally	21	15	24	24	24
Average rally	4	5	5	6	5

**Note:**

The "Greatest deficit overcome" only applies when the player ends up winning the game.



Medallists  
メダリスト

REVISED  
31 AUG 13:23

Medal	Name	NPC
GOLD	YANG Qian	AUS - Australia
SILVER	COSTA ALEXANDRE Bruna	BRA - Brazil
BRONZE	PARTYKA Natalia	POL - Poland
	TIAN Shiau Wen	TPE - Chinese Taipei

REVISED Name change for the athlete TIAN Shiau Wen from TPE.



## Entry List by Event

種目別エントリーリスト

As of SUN 22 AUG 2021

NPC	Name	Date of Birth	Qualification Pathway	World Ranking
FRA - France	FERNEY Lea	21 JUN 2004	QT	8
HKG - Hong Kong, China	NG Mui Wui	31 MAR 1997	CQ	3
	WONG Ting Ting	11 SEP 2003	QR	4
JPN - Japan	FURUKAWA Kanami	27 JUL 1997	QR	5
	ITO Maki	8 SEP 1984	QI	7
POL - Poland	LYSIAK Krystyna	11 MAR 1979	QR	6
RPC - RPC	PROKOFEVA Elena	13 MAR 1971	CQ	1
UKR - Ukraine	KOSMINA Natalya	8 NOV 1982	QR	2

**Legend:**

<b>CQ</b>	Continental Qualification	<b>QI</b>	Qualified by Invitation	<b>QR</b>	World Ranking
<b>QT</b>	Qualification Tournament				



Draw - Preliminary Round  
トーナメント表 - 予選ラウンド

GROUP A

Match	Day	Time	Table	Name	1	2	3	4	Pts	Rk
3-1	25 AUG	13:40	1	1 PROKOFEVA Elena (RPC)		<b>3:0</b> 9,7,7	<b>3:0</b> 5,6,6	<b>3:0</b> 5,3,8	6	1
2-4	25 AUG	13:40	3							
4-3	26 AUG	13:00	1	2 NG Mui Wui (HKG)	<b>0:3</b> -9,-7,-7		<b>2:3</b> 7,7,-8,-10,-7	<b>3:1</b> 12,9,-8,3	4	3
2-1	26 AUG	12:20	1							
1-4	27 AUG	12:20	1	3 LYSIK Krystyna (POL)	<b>0:3</b> -5,-6,-6	<b>3:2</b> -7,-7,8,10,7		<b>0:3</b> -9,-8,-6	4	4
2-3	27 AUG	12:20	4							
				4 ITO Maki (JPN)	<b>0:3</b> -5,-3,-8	<b>1:3</b> -12,-9,8,-3	<b>3:0</b> 9,8,6		4	2

GROUP B

Match	Day	Time	Table	Name	1	2	3	4	Pts	Rk
3-1	25 AUG	16:00	2	1 KOSMINA Natalya (UKR)		<b>1:3</b> -7,-9,8,-6	<b>1:3</b> -7,-9,3,-7	<b>1:3</b> -9,-2,9,-8	3	4
2-4	25 AUG	13:40	2							
4-3	26 AUG	13:00	2	2 WONG Ting Ting (HKG)	<b>3:1</b> 7,9,-8,6		<b>1:3</b> -8,-8,9,-8	<b>3:1</b> 10,-3,6,10	5	2
2-1	26 AUG	12:20	4							
1-4	27 AUG	12:20	3	3 FURUKAWA Kanami (JPN)	<b>3:1</b> 7,9,-3,7	<b>3:1</b> 8,8,-9,8		<b>0:3</b> -5,-10,-12	5	3
2-3	27 AUG	12:20	2							
				4 FERNEY Lea (FRA)	<b>3:1</b> 9,2,-9,8	<b>1:3</b> -10,3,-6,-10	<b>3:0</b> 5,10,12		5	1

Qualification rule:

First and Second from each group will qualify for the Semifinals.

Legend:

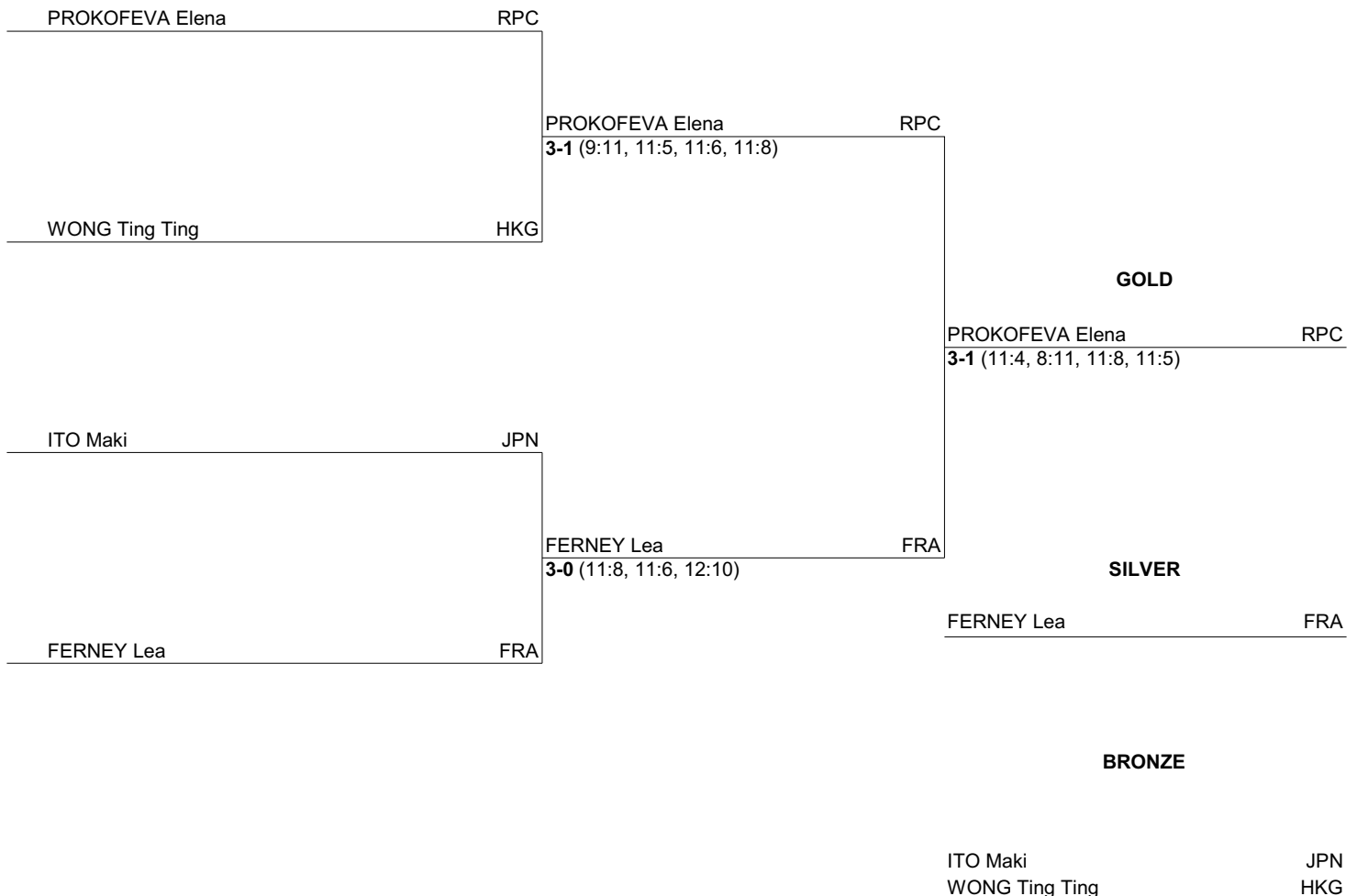
Pts Points Rk Rank



Draw - Final Rounds  
トーナメント表 - 最終ラウンド

QUALIFIED FROM GROUPS				
Group	Rk	Name	NPC	Match Points
A	1	PROKOFEVA Elena	RPC	6
B	1	FERNEY Lea	FRA	5
A	2	ITO Maki	JPN	4
B	2	WONG Ting Ting	HKG	5

Semifinals	NPC Code	Finals	NPC Code
------------	----------	--------	----------



<b>Legend:</b>
Rk Rank



## Match Results 試合結果

LYSIAK Krystyna (POL) **0-3** PROKOFEVA Elena (RPC)

Game Summary		Match	Game 1	Game 2	Game 3	Game 4	Game 5
LYSIAK Krystyna	POL	0	5	6	6		
PROKOFEVA Elena	RPC	3	11	11	11		
Duration:		16min	4min	5min	5min		

Match No.: 1 Table: 1

Umpires: PICHARDO Luz (DOM) KHALILI MARANDI Pari (MAS)

Player Statistics	LYSIAK Krystyna (POL)					Match	PROKOFEVA Elena (RPC)					Match
	Game						Game					
	1	2	3	4	5		1	2	3	4	5	
Points won	5	6	6			17	11	11	11			33
Biggest lead	2	2	-			2	6	5	5			6
Points won on own serve	3	1	4			8	6	4	6			16
Points lost on own serve	5	7	5			17	2	5	2			9
Most consecutive points won	2	3	3			3	4	7	5			7
Greatest deficit overcome	-	-	-			-	2	2	-			2
Handedness/Grip						/						/

Game/Match Statistics	Game					Match
	1	2	3	4	5	
Longest rally (strokes)	11	18	12			18
Average rally	5	7	6			6

### Game Progress

1	LYSIAK Krystyna (POL)	*0	1	2	2	*2	2	3	3	*4	4	4	4	*5	5	5	5	5	5
	PROKOFEVA Elena (RPC)	0	0	*0	1	2	3	*3	4	4	5	*6	7	7	8	*9	10	11	
2	LYSIAK Krystyna (POL)	0	0	*1	1	2	3	*4	4	4	5	*6	6	6	6	*6	6	6	6
	PROKOFEVA Elena (RPC)	*0	1	1	2	*2	2	2	3	*4	4	4	5	*6	7	8	9	*10	11
3	LYSIAK Krystyna (POL)	*0	0	0	1	*1	2	3	3	*3	3	3	3	*4	5	6	6	*6	6
	PROKOFEVA Elena (RPC)	0	1	*2	2	3	3	*3	4	5	6	*7	8	8	8	*8	9	10	11

### Note:

The "Greatest deficit overcome" only applies when the player ends up winning the game.

### Legend:

\* Server

No. Number



## Match Results

試合結果

**FURUKAWA Kanami (JPN) 3-1 KOSMINA Natalya (UKR)**

Game Summary		Match	Game 1	Game 2	Game 3	Game 4	Game 5
FURUKAWA Kanami	JPN	3	11	11	3	11	
KOSMINA Natalya	UKR	1	7	9	11	7	
Duration:		25min	5min	6min	4min	6min	

Match No.: 4 Table: 2

Umpires: SAMAL Jiban Ballav (IND) BOGREN Ingrid (SWE)

Player Statistics	FURUKAWA Kanami (JPN)					Match	KOSMINA Natalya (UKR)					Match	
	Game						Match	Game					
	1	2	3	4	5			1	2	3	4		5
Points won	11	11	3	11		36	7	9	11	7		34	
Biggest lead	4	2	-	5		5	2	3	8	-		8	
Points won on own serve	4	6	1	5		16	3	5	6	2		16	
Points lost on own serve	4	4	5	5		18	7	5	2	6		20	
Most consecutive points won	4	3	2	3		4	2	4	4	2		4	
Greatest deficit overcome	2	3	-	-		3	-	-	-	-		-	
Handedness/Grip	/						/						

Game/Match Statistics	Game					Match
	1	2	3	4	5	
Longest rally (strokes)	8	6	5	6		8
Average rally	3	4	3	3		3

### Game Progress

1	FURUKAWA Kanami (JPN)	0	1	*1	1	2	2	*3	3	3	4	*4	5	6	7	*8	8	9	10	11		
	KOSMINA Natalya (UKR)	*0	0	1	2	*2	3	3	4	*5	5	6	6	*6	6	6	7	*7	7	7		
2	FURUKAWA Kanami (JPN)	*0	1	2	2	*3	3	4	4	*4	5	5	5	*5	5	6	7	*8	8	9	10	11
	KOSMINA Natalya (UKR)	0	0	*0	1	1	2	*2	3	4	4	*5	6	7	8	*8	8	8	9	*9	9	9
3	FURUKAWA Kanami (JPN)	0	0	*0	0	0	1	*2	2	2	2	*2	3	3	3	3						
	KOSMINA Natalya (UKR)	*0	1	2	3	*4	4	4	5	*6	7	8	8	*9	10	11						
4	FURUKAWA Kanami (JPN)	*0	1	2	3	*3	4	4	5	*6	6	6	7	*8	9	9	9	*10	10	11		
	KOSMINA Natalya (UKR)	0	0	*0	0	1	1	*2	2	2	3	*4	4	4	4	*5	6	6	7	7		

### Note:

The "Greatest deficit overcome" only applies when the player ends up winning the game.

### Legend:

\* Server

No. Number





Match Results  
試合結果

NG Mui Wui (HKG) 3-1 ITO Maki (JPN)

Game Summary		Match	Game 1	Game 2	Game 3	Game 4	Game 5
NG Mui Wui	HKG	3	14	11	8	11	
ITO Maki	JPN	1	12	9	11	3	
Duration:		25min	7min	6min	5min	4min	

Match No.: 2 Table: 3

Umpires: ALIOTTA Esther (USA) HERMANS Michel (BEL)

Player Statistics	NG Mui Wui (HKG)					Match	ITO Maki (JPN)					Match
	Game						Game					
	1	2	3	4	5		1	2	3	4	5	
Points won	14	11	8	11		44	12	9	11	3		35
Biggest lead	2	4	2	8		8	2	2	3	-		3
Points won on own serve	6	8	7	3		24	5	7	8	0		20
Points lost on own serve	7	2	3	3		15	8	3	1	8		20
Most consecutive points won	3	4	2	7		7	2	3	3	2		3
Greatest deficit overcome	2	2	-	-		2	-	-	2	-		2
Handedness/Grip	/						/					

Game/Match Statistics	Game					Match
	1	2	3	4	5	
Longest rally (strokes)	6	9	7	7		9
Average rally	3	4	4	4		4

Game Progress

1	NG Mui Wui (HKG)	*0	0	0	1	*1	2	3	4	*4	5	5	5	*6	6	6	7	*7	8	9	10	*10	10	*11	11	*12	13
	ITO Maki (JPN)	0	1	*2	2	3	3	*3	3	4	4	*5	6	6	7	*8	8	9	9	*9	9	10	*11	11	*12	12	*12
		14																									
		12																									
2	NG Mui Wui (HKG)	0	0	*0	1	2	3	*4	4	5	6	*6	7	8	8	*8	9	10	10	*10	10	11					
	ITO Maki (JPN)	*0	1	2	2	*2	2	2	3	*3	3	4	4	*4	5	6	6	*6	7	8	9	9					
3	NG Mui Wui (HKG)	*0	1	2	2	*2	3	4	4	*4	4	5	5	*6	6	7	7	*7	8	8	8						
	ITO Maki (JPN)	0	0	*0	1	2	2	*2	3	4	5	*5	6	6	7	*7	8	9	9	*10	11						
4	NG Mui Wui (HKG)	0	1	*2	2	3	4	*5	6	7	8	*9	9	9	10	11											
	ITO Maki (JPN)	*0	0	0	1	*1	1	1	1	*1	1	1	2	*3	3	3											

Note:  
The "Greatest deficit overcome" only applies when the player ends up winning the game.

Legend:  
\* Server No. Number



## Match Results 試合結果

**WONG Ting Ting (HKG) 3-1 FERNEY Lea (FRA)**

Game Summary		Match	Game 1	Game 2	Game 3	Game 4	Game 5
WONG Ting Ting	HKG	3	12	3	11	12	
FERNEY Lea	FRA	1	10	11	6	10	
Duration:		26min	6min	4min	7min	8min	

Match No.: 3 Table: 2

Umpires: OH Yong Seng (SGP) RIVERO Ernesto (VEN)

Player Statistics	WONG Ting Ting (HKG)					Match	FERNEY Lea (FRA)					Match	
	Game						Match	Game					
	1	2	3	4	5			1	2	3	4		5
Points won	12	3	11	12		38	10	11	6	10		37	
Biggest lead	2	2	5	2		5	2	8	2	7		8	
Points won on own serve	7	1	6	6		20	6	6	3	5		20	
Points lost on own serve	4	5	3	5		17	5	2	5	6		18	
Most consecutive points won	4	2	5	7		7	3	7	3	6		7	
Greatest deficit overcome	2	-	2	7		7	-	2	-	-		2	
Handedness/Grip	/						/						

Game/Match Statistics	Game					Match
	1	2	3	4	5	
Longest rally (strokes)	9	8	6	9		9
Average rally	4	4	3	4		4

### Game Progress

1	WONG Ting Ting (HKG)	*0	0	0	1	*2	3	4	4	*4	4	5	6	*6	6	7	7	*7	8	9	10	*10	11	12
	FERNEY Lea (FRA)	0	1	*2	2	2	2	*2	3	4	5	*5	5	6	7	*7	8	9	9	*9	9	10	*10	10
2	WONG Ting Ting (HKG)	0	1	*2	2	2	2	*2	3	3	3	*3	3	3	3	3	3							
	FERNEY Lea (FRA)	*0	0	0	1	*2	3	4	4	*5	6	7	8	*9	10	11								
3	WONG Ting Ting (HKG)	*0	0	0	1	*2	3	4	5	*5	6	7	7	*7	7	8	9	*10	11					
	FERNEY Lea (FRA)	0	1	*2	2	2	2	*2	2	3	3	*3	4	5	6	*6	6	6	6					
4	WONG Ting Ting (HKG)	0	0	*0	1	1	2	*2	2	2	2	*2	2	3	4	*5	5	6	7	*8	9	10	*11	12
	FERNEY Lea (FRA)	*0	1	2	2	*3	3	4	5	*6	7	8	9	*9	9	9	10	*10	10	10	10	*10	10	10

**Note:**  
The "Greatest deficit overcome" only applies when the player ends up winning the game.

**Legend:**  
\* Server  
No. Number



## Match Results

試合結果

ITO Maki (JPN) 3-0 LYSIK Krystyna (POL)

Game Summary		Match	Game 1	Game 2	Game 3	Game 4	Game 5
ITO Maki	JPN	3	11	11	11		
LYSIK Krystyna	POL	0	9	8	6		
Duration:		16min	4min	5min	5min		

Match No.: 7 Table: 1

Umpires: SAMAL Jiban Ballav (IND) ZAKI Khaled (EGY)

Player Statistics	ITO Maki (JPN)					Match	LYSIK Krystyna (POL)					Match	
	Game						Match	Game					
	1	2	3	4	5			1	2	3	4		5
Points won	11	11	11			33	9	8	6			23	
Biggest lead	4	3	5			5	-	1	-			1	
Points won on own serve	7	5	5			17	7	4	2			13	
Points lost on own serve	2	4	4			10	3	6	6			15	
Most consecutive points won	3	4	4			4	3	2	3			3	
Greatest deficit overcome	-	1	-			1	-	-	-			-	
Handedness/Grip						/						/	

Game/Match Statistics	Game					Match
	1	2	3	4	5	
Longest rally (strokes)	11	12	9			12
Average rally	5	5	5			5

### Game Progress

1	ITO Maki (JPN)	0	*1	2	2	*3	4	5	5	*5	6	7	7	*8	8	9	9	*9	9	10	10	11
	LYSIK Krystyna (POL)	0	0	*0	1	1	1	*1	2	3	3	*3	4	4	5	*5	6	7	8	*8	9	9
2	ITO Maki (JPN)	0	1	*1	1	2	3	*4	5	5	6	*6	6	7	7	*8	9	9	9	*10	11	
	LYSIK Krystyna (POL)	*0	0	1	2	*2	2	2	2	*3	3	4	5	*5	6	6	6	*7	8	8	8	
3	ITO Maki (JPN)	*0	1	2	3	*4	4	5	5	*6	6	7	8	*8	8	8	9	*10	11			
	LYSIK Krystyna (POL)	0	0	*0	0	0	1	*1	2	2	3	*3	3	4	5	*6	6	6	6			

**Note:**  
The "Greatest deficit overcome" only applies when the player ends up winning the game.

**Legend:**  
\* Server No. Number



## Match Results

試合結果

**FERNEY Lea (FRA) 3-0 FURUKAWA Kanami (JPN)**

Game Summary		Match	Game 1	Game 2	Game 3	Game 4	Game 5
FERNEY Lea	FRA	3	11	12	14		
FURUKAWA Kanami	JPN	0	5	10	12		
Duration:		22min	4min	7min	9min		

Match No.: 8 Table: 2

Umpires: VARAYANON Chusakul (THA) BYSTRICAN Marian (SVK)

Player Statistics	FERNEY Lea (FRA)					Match	FURUKAWA Kanami (JPN)					Match
	Game						Game					
	1	2	3	4	5		1	2	3	4	5	
Points won	11	12	14			37	5	10	12			27
Biggest lead	6	2	2			6	-	3	2			3
Points won on own serve	5	6	8			19	2	5	7			14
Points lost on own serve	3	5	5			13	6	6	6			18
Most consecutive points won	5	5	3			5	4	3	4			4
Greatest deficit overcome	-	3	2			3	-	-	-			-
Handedness/Grip	/						/					

Game/Match Statistics	Game					Match
	1	2	3	4	5	
Longest rally (strokes)	6	8	9			9
Average rally	4	4	4			4

### Game Progress

1	FERNEY Lea (FRA)	*0	1	2	3	*4	4	5	6	*6	6	6	6	*7	8	9	10	11	FURUKAWA Kanami (JPN)	0	0	*0	0	0	1	*1	1	2	3	*4	5	5	5	*5	5	5																					
2	FERNEY Lea (FRA)	0	1	*1	2	2	2	*3	3	3	3	*4	4	5	6	*7	8	9	9	*9	9	10	*11	12	FURUKAWA Kanami (JPN)	*0	0	1	1	*2	3	3	4	*5	6	6	7	*7	7	7	7	*7	8	9	10	*10	10	10									
3	FERNEY Lea (FRA)	*0	1	2	2	*3	3	4	4	*5	5	5	5	*5	6	7	8	*8	9	9	9	*10	11	*11	11	*12	13	FURUKAWA Kanami (JPN)	0	0	*0	1	1	2	*2	3	3	4	*5	6	7	7	*7	7	8	8	*8	9	10	10	*10	11	*11	11	*12	12	*12
		14																																																							
		12																																																							

**Note:**  
The "Greatest deficit overcome" only applies when the player ends up winning the game.

**Legend:**  
\* Server  
No. Number



## Match Results 試合結果

NG Mui Wui (HKG) 0-3 PROKOFEVA Elena (RPC)

Game Summary		Match	Game 1	Game 2	Game 3	Game 4	Game 5
NG Mui Wui	HKG	0	9	7	7		
PROKOFEVA Elena	RPC	3	11	11	11		
Duration:		16min	6min	5min	5min		

Match No.: 5 Table: 1

Umpires: BENCSIK Imre (HUN) PICHARDO Luz (DOM)

Player Statistics	NG Mui Wui (HKG)					Match	PROKOFEVA Elena (RPC)					Match
	Game						Game					
	1	2	3	4	5		1	2	3	4	5	
Points won	9	7	7			23	11	11	11			33
Biggest lead	4	-	-			4	3	7	6			7
Points won on own serve	4	4	4			12	5	7	5			17
Points lost on own serve	6	4	6			16	5	3	3			11
Most consecutive points won	4	4	3			4	7	4	5			7
Greatest deficit overcome	-	-	-			-	4	-	-			4
Handedness/Grip	/						/					

Game/Match Statistics	Game					Match
	1	2	3	4	5	
Longest rally (strokes)	14	10	10			14
Average rally	6	4	4			5

### Game Progress

1	NG Mui Wui (HKG)	*0	0	0	1	*2	3	3	4	*5	6	7	7	*7	7	7	7	*7	7	8	9	9
	PROKOFEVA Elena (RPC)	0	1	*2	2	2	*3	3	3	3	*3	4	5	6	*7	8	9	10	*10	10	11	
2	NG Mui Wui (HKG)	0	0	*0	1	1	1	*1	1	2	2	*2	2	3	4	*5	6	6	7	7		
	PROKOFEVA Elena (RPC)	*0	1	2	2	*3	4	5	6	*6	7	8	9	*9	9	9	9	*10	10	11		
3	NG Mui Wui (HKG)	*0	0	1	1	*1	2	2	2	*2	2	2	3	*4	5	5	6	*6	7	7		
	PROKOFEVA Elena (RPC)	0	1	*1	2	3	3	*4	5	6	7	*8	8	8	8	*9	9	10	10	11		

### Note:

The "Greatest deficit overcome" only applies when the player ends up winning the game.

### Legend:

\* Server

No. Number



## Match Results 試合結果

**WONG Ting Ting (HKG) 3-1 KOSMINA Natalya (UKR)**

Game Summary		Match	Game 1	Game 2	Game 3	Game 4	Game 5
WONG Ting Ting	HKG	3	11	11	8	11	
KOSMINA Natalya	UKR	1	7	9	11	6	
Duration:		31min	6min	8min	8min	7min	

Match No.: 6 Table: 4

Umpires: SELIG Gert (GER) RASINEN Asko (FIN)

Player Statistics	WONG Ting Ting (HKG)					Match	KOSMINA Natalya (UKR)					Match	
	Game						Match	Game					
	1	2	3	4	5			1	2	3	4		5
Points won	11	11	8	11		41	7	9	11	6		33	
Biggest lead	4	5	-	5		5	-	1	5	1		5	
Points won on own serve	8	7	6	6		27	5	6	7	4		22	
Points lost on own serve	2	3	4	2		11	3	4	2	5		14	
Most consecutive points won	3	4	3	4		4	4	3	4	3		4	
Greatest deficit overcome	-	1	-	1		1	-	-	-	-		-	
Handedness/Grip	/						/						

Game/Match Statistics	Game					Match
	1	2	3	4	5	
Longest rally (strokes)	8	8	7	10		10
Average rally	4	3	3	4		4

### Game Progress

1	WONG Ting Ting (HKG)	*0	1	2	3	*3	4	5	5	*5	5	5	6	*6	7	8	8	*9	10	11		
	KOSMINA Natalya (UKR)	0	0	*0	0	1	1	*1	2	3	4	*5	5	6	6	*6	7	7	7	7		
2	WONG Ting Ting (HKG)	0	0	*1	2	3	4	*4	5	6	6	*7	8	8	9	*9	9	10	10	*10	10	11
	KOSMINA Natalya (UKR)	*0	1	1	1	*1	1	2	2	*2	3	3	3	*4	4	5	6	*6	7	8	9	9
3	WONG Ting Ting (HKG)	*0	0	0	0	*1	2	3	3	*3	4	4	4	*4	4	5	5	*6	7	8	8	
	KOSMINA Natalya (UKR)	0	1	*2	3	3	3	*3	4	5	5	*6	7	8	9	*9	10	10	10	*10	11	
4	WONG Ting Ting (HKG)	0	0	*1	2	3	4	*4	5	5	6	*7	8	8	8	*8	9	10	11			
	KOSMINA Natalya (UKR)	*0	1	1	1	*1	1	2	2	*3	3	3	3	*4	5	6	6	*6	6			

### Note:

The "Greatest deficit overcome" only applies when the player ends up winning the game.

### Legend:

\* Server

No. Number



## Match Results

試合結果

PROKOFEVA Elena (RPC) 3-0 ITO Maki (JPN)

Game Summary		Match	Game 1	Game 2	Game 3	Game 4	Game 5
PROKOFEVA Elena	RPC	3	11	11	11		
ITO Maki	JPN	0	5	3	8		
Duration:		17min	5min	5min	6min		

Match No.: 9 Table: 1

Umpires: NG Tsz Kin (HKG) SHIBATA Keiko (JPN)

Player Statistics	PROKOFEVA Elena (RPC)					Match	ITO Maki (JPN)					Match
	Game						Game					
	1	2	3	4	5		1	2	3	4	5	
Points won	11	11	11			33	5	3	8			16
Biggest lead	6	8	4			8	-	-	-			-
Points won on own serve	7	6	5			18	4	3	3			10
Points lost on own serve	1	0	5			6	4	5	6			15
Most consecutive points won	3	6	4			6	2	2	2			2
Greatest deficit overcome	-	-	-			-	-	-	-			-
Handedness/Grip						/						/

Game/Match Statistics	Game					Match
	1	2	3	4	5	
Longest rally (strokes)	32	25	23			32
Average rally	9	9	7			8

### Game Progress

1	PROKOFEVA Elena (RPC)	*0	1	2	2	*3	4	5	5	*6	7	7	7	*8	9	10	10	11			
	ITO Maki (JPN)	0	0	*0	1	1	1	*1	2	2	2	*3	4	4	4	*4	5	5			
2	PROKOFEVA Elena (RPC)	0	1	*1	2	3	4	*5	6	7	7	*7	8	9	10	11					
	ITO Maki (JPN)	*0	0	1	1	*1	1	1	1	*1	2	3	3	*3	3	3					
3	PROKOFEVA Elena (RPC)	*0	1	1	2	*3	3	4	4	*5	5	5	6	*7	8	9	9	*9	10	10	11
	ITO Maki (JPN)	0	0	*1	1	1	2	*2	3	3	4	*5	5	5	5	*5	6	7	7	*8	8

### Note:

The "Greatest deficit overcome" only applies when the player ends up winning the game.

### Legend:

\* Server

No. Number



## Match Results

試合結果

KOSMINA Natalya (UKR) 1-3 FERNEY Lea (FRA)

Game Summary		Match	Game 1	Game 2	Game 3	Game 4	Game 5
KOSMINA Natalya	UKR	1	9	2	11	8	
FERNEY Lea	FRA	3	11	11	9	11	
Duration:		25min	6min	5min	6min	6min	

Match No.: 11 Table: 3

Umpires: FUKUDA Tomoko (JPN) BYSTRICAN Marian (SVK)

Player Statistics	KOSMINA Natalya (UKR)					Match	FERNEY Lea (FRA)					Match
	Game						Game					
	1	2	3	4	5		1	2	3	4	5	
Points won	9	2	11	8		30	11	11	9	11		42
Biggest lead	1	-	2	1		2	5	9	3	3		9
Points won on own serve	5	1	6	3		15	6	5	5	4		20
Points lost on own serve	5	6	4	7		22	4	1	5	5		15
Most consecutive points won	5	2	5	2		5	3	8	3	4		8
Greatest deficit overcome	-	-	3	-		3	1	-	-	1		1
Handedness/Grip	/						/					

Game/Match Statistics	Game					Match
	1	2	3	4	5	
Longest rally (strokes)	7	9	8	8		9
Average rally	4	4	4	4		4

### Game Progress

1	KOSMINA Natalya (UKR)	0	0	*0	1	1	1	*1	2	2	2	*3	4	5	6	*7	7	8	9	*9	9	9
	FERNEY Lea (FRA)	*0	1	2	2	*3	4	5	5	*6	7	7	7	*7	7	7	8	*8	8	9	10	11
2	KOSMINA Natalya (UKR)	*0	0	0	0	*1	2	2	2	*2	2	2	2	*2	2							
	FERNEY Lea (FRA)	0	1	*2	3	3	3	*4	5	6	7	*8	9	10	11							
3	KOSMINA Natalya (UKR)	0	0	*0	1	2	3	*3	3	3	4	*4	5	5	5	*6	7	8	9	*10	10	11
	FERNEY Lea (FRA)	*0	1	2	2	*2	2	3	4	*5	5	6	6	*7	8	8	8	*8	8	8	9	9
4	KOSMINA Natalya (UKR)	*0	1	1	2	*2	2	3	4	*4	4	4	4	*5	6	6	7	*8	8	8	8	8
	FERNEY Lea (FRA)	0	0	*1	1	2	3	*3	3	4	5	*6	7	7	7	*8	8	8	9	*10	11	

### Note:

The "Greatest deficit overcome" only applies when the player ends up winning the game.

### Legend:

\* Server

No. Number





## Match Results 試合結果

NG Mui Wui (HKG) 2-3 LYSIK Krystyna (POL)

Game Summary		Match	Game 1	Game 2	Game 3	Game 4	Game 5
NG Mui Wui	HKG	2	11	11	8	10	7
LYSIK Krystyna	POL	3	7	7	11	12	11
Duration:		24min	4min	4min	4min	5min	5min

Match No.: 10 Table: 4

Umpires: ALIOTTA Esther (USA) IOKI Setsuko (JPN)

Player Statistics	NG Mui Wui (HKG)						LYSIK Krystyna (POL)					
	Game					Match	Game					Match
	1	2	3	4	5		1	2	3	4	5	
Points won	11	11	8	10	7	47	7	7	11	12	11	48
Biggest lead	5	5	1	2	-	5	-	-	3	2	4	4
Points won on own serve	5	6	5	6	5	27	4	3	7	7	8	29
Points lost on own serve	3	4	4	5	3	19	6	5	3	4	2	20
Most consecutive points won	5	4	3	2	2	5	4	2	4	4	3	4
Greatest deficit overcome	-	-	-	-	-	-	-	-	1	2	-	2
Handedness/Grip	/						/					

Game/Match Statistics	Game					Match
	1	2	3	4	5	
Longest rally (strokes)	8	7	8	8	9	9
Average rally	4	3	3	4	4	4

### Game Progress

1	NG Mui Wui (HKG)	0	1	*2	3	4	5	*5	5	5	5	*6	6	7	8	*8	9	10	10	11				
	LYSIK Krystyna (POL)	*0	0	0	0	*0	0	1	2	*3	4	4	5	*5	5	6	6	*6	7	7				
2	NG Mui Wui (HKG)	*0	1	2	2	*3	3	4	5	*6	7	7	7	*8	8	9	9	*10	10	11				
	LYSIK Krystyna (POL)	0	0	*0	1	1	2	*2	2	2	2	*3	4	4	5	*5	6	6	7	7				
3	NG Mui Wui (HKG)	0	1	*1	1	1	1	*2	3	4	4	*4	5	5	6	*6	7	8	8	*8	8			
	LYSIK Krystyna (POL)	*0	0	1	2	*3	4	4	4	*4	5	6	6	*7	7	8	8	*8	9	10	11			
4	NG Mui Wui (HKG)	*0	0	1	2	*2	3	3	3	*4	4	5	6	*6	7	8	8	*9	9	10	10	*10	10	10
	LYSIK Krystyna (POL)	0	1	*1	1	2	2	*3	4	4	5	*5	5	6	6	*6	7	7	8	*8	9	10	*11	12
5	NG Mui Wui (HKG)	0	0	*0	0	1	2	*2	3	3	3	*3	4	5	5	*5	6	6	7	7				
	LYSIK Krystyna (POL)	*0	1	2	3	*3	3	4	4	*5	6	7	7	*7	8	9	9	*10	10	11				

### Note:

The "Greatest deficit overcome" only applies when the player ends up winning the game.

### Legend:

\* Server

No. Number



## Match Results 試合結果

WONG Ting Ting (HKG) 1-3 FURUKAWA Kanami (JPN)

Game Summary		Match	Game 1	Game 2	Game 3	Game 4	Game 5
WONG Ting Ting	HKG	1	8	8	11	8	
FURUKAWA Kanami	JPN	3	11	11	9	11	
Duration:		32min	7min	7min	7min	7min	

Match No.: 12 Table: 2

Umpires: FOUCHARD Frederic (FRA) ZAKI Khaled (EGY)

Player Statistics	WONG Ting Ting (HKG)					Match	FURUKAWA Kanami (JPN)					Match
	Game						Game					
	1	2	3	4	5		1	2	3	4	5	
Points won	8	8	11	8		35	11	11	9	11		42
Biggest lead	2	1	2	1		2	3	3	1	5		5
Points won on own serve	5	6	7	5		23	6	8	6	7		27
Points lost on own serve	5	3	3	4		15	3	2	4	3		12
Most consecutive points won	2	2	3	3		3	5	3	3	6		6
Greatest deficit overcome	-	-	1	-		1	2	1	-	1		2
Handedness/Grip	/						/					

Game/Match Statistics	Game					Match
	1	2	3	4	5	
Longest rally (strokes)	19	35	8	33		35
Average rally	4	5	4	5		5

### Game Progress

1	WONG Ting Ting (HKG)	*0	1	2	2	*3	3	4	4	*4	4	4	4	*5	5	6	6	*7	7	8	8	
	FURUKAWA Kanami (JPN)	0	0	*0	1	1	2	*2	3	4	5	*6	7	7	8	*8	9	9	10	*10	11	
2	WONG Ting Ting (HKG)	0	1	*1	2	2	3	*3	4	4	4	*4	5	6	6	*6	7	8	8	*8	8	
	FURUKAWA Kanami (JPN)	*0	0	1	1	*2	2	3	3	*4	5	6	6	*6	7	8	8	*8	9	10	11	
3	WONG Ting Ting (HKG)	*0	0	1	2	*2	3	3	3	*4	5	6	6	*6	6	7	7	*8	9	10	10	11
	FURUKAWA Kanami (JPN)	0	1	*1	1	2	2	*3	4	4	4	*4	5	6	7	*7	8	8	8	*8	9	9
4	WONG Ting Ting (HKG)	0	0	*1	2	2	2	*2	2	2	2	*3	4	5	5	*5	6	7	8	*8	8	
	FURUKAWA Kanami (JPN)	*0	1	1	1	*2	3	4	5	*6	7	7	7	*7	8	9	9	*9	9	10	11	

### Note:

The "Greatest deficit overcome" only applies when the player ends up winning the game.

### Legend:

\* Server

No. Number



## Match Results 試合結果

PROKOFEVA Elena (RPC) 3-1 WONG Ting Ting (HKG)

Game Summary		Match	Game 1	Game 2	Game 3	Game 4	Game 5
PROKOFEVA Elena	RPC	3	9	11	11	11	
WONG Ting Ting	HKG	1	11	5	6	8	
Duration:		30min	7min	5min	6min	8min	

Match No.: 13 Table: 3

Umpires: KONNO Kazuko (JPN) KAMIYA Akiko (JPN)

Player Statistics	PROKOFEVA Elena (RPC)					Match	WONG Ting Ting (HKG)					Match
	Game						Game					
	1	2	3	4	5		1	2	3	4	5	
Points won	9	11	11	11		42	11	5	6	8		30
Biggest lead	2	7	5	6		7	2	-	-	-		2
Points won on own serve	4	5	6	4		19	5	2	4	2		13
Points lost on own serve	6	3	2	6		17	5	6	5	7		23
Most consecutive points won	4	5	4	5		5	3	3	4	6		6
Greatest deficit overcome	-	-	-	-		-	2	-	-	-		2
Handedness/Grip	/						/					

Game/Match Statistics	Game					Match
	1	2	3	4	5	
Longest rally (strokes)	10	19	15	18		19
Average rally	5	6	6	7		6

### Game Progress

1	PROKOFEVA Elena (RPC)	0	1	*1	2	2	2	*2	3	4	5	*6	6	6	7	*7	7	8	8	*9	9	9
	WONG Ting Ting (HKG)	*0	0	1	1	*2	3	4	4	*4	4	4	5	*6	6	7	8	*8	9	9	10	11
2	PROKOFEVA Elena (RPC)	*0	1	2	2	*3	4	5	6	*7	7	8	9	*9	9	9	10	11				
	WONG Ting Ting (HKG)	0	0	*0	1	1	1	*1	1	1	2	*2	2	3	4	*5	5	5				
3	PROKOFEVA Elena (RPC)	0	1	*1	2	3	4	*4	5	6	7	*7	7	7	7	*8	9	10	11			
	WONG Ting Ting (HKG)	*0	0	1	1	*1	1	2	2	*2	2	3	4	*5	6	6	6	*6	6			
4	PROKOFEVA Elena (RPC)	*0	1	2	3	*4	5	5	6	*7	7	7	7	*7	7	7	8	*9	9	10	11	
	WONG Ting Ting (HKG)	0	0	*0	0	0	0	*1	1	1	2	*3	4	5	6	*7	7	7	8	*8	8	

**Note:**  
The "Greatest deficit overcome" only applies when the player ends up winning the game.

**Legend:**  
\* Server  
No. Number



## Match Results 試合結果

ITO Maki (JPN) 0-3 FERNEY Lea (FRA)

Game Summary		Match	Game 1	Game 2	Game 3	Game 4	Game 5
ITO Maki	JPN	0	8	6	10		
FERNEY Lea	FRA	3	11	11	12		
Duration:		17min	5min	5min	6min		

Match No.: 14 Table: 4

Umpires: NG Tsz Kin (HKG) RIVERO Ernesto (VEN)

Player Statistics	ITO Maki (JPN)					Match	FERNEY Lea (FRA)					Match
	Game						Game					
	1	2	3	4	5		1	2	3	4	5	
Points won	8	6	10			24	11	11	12			34
Biggest lead	3	1	1			3	3	5	4			5
Points won on own serve	3	4	5			12	5	6	6			17
Points lost on own serve	6	5	6			17	5	2	5			12
Most consecutive points won	4	3	5			5	4	4	4			4
Greatest deficit overcome	-	-	-			-	3	1	1			3
Handedness/Grip	/						/					

Game/Match Statistics	Game					Match
	1	2	3	4	5	
Longest rally (strokes)	7	8	7			8
Average rally	4	4	4			4

### Game Progress

1	ITO Maki (JPN)	0	1	*2	2	2	2	*3	4	5	6	*6	6	6	7	*7	8	8	8	*8	8			
	FERNEY Lea (FRA)	*0	0	0	1	*2	3	3	3	*3	3	4	5	*6	6	7	7	*8	9	10	11			
2	ITO Maki (JPN)	*0	1	1	1	*1	1	2	2	*3	4	5	5	*5	5	5	6	*6	6					
	FERNEY Lea (FRA)	0	0	*1	2	3	4	*4	5	5	5	*5	6	7	8	*9	9	10	11					
3	ITO Maki (JPN)	0	1	*1	1	2	2	*3	3	4	4	*4	4	4	5	*5	6	7	8	*9	10	10	*10	10
	FERNEY Lea (FRA)	*0	0	1	2	*2	3	3	4	*4	5	6	7	*8	8	9	9	*9	9	9	9	*10	11	12

### Note:

The "Greatest deficit overcome" only applies when the player ends up winning the game.

### Legend:

\* Server

No. Number



## Match Results 試合結果

PROKOFEVA Elena (RPC) 3-1 FERNEY Lea (FRA)

Game Summary		Match	Game 1	Game 2	Game 3	Game 4	Game 5
PROKOFEVA Elena	RPC	3	11	8	11	11	
FERNEY Lea	FRA	1	4	11	8	5	
Duration:		21min	4min	5min	4min	6min	

Match No.: 15 Table: 2

Umpires: GULLBERG Jens (DEN) IBA Yoko (JPN)

Player Statistics	PROKOFEVA Elena (RPC)					Match	FERNEY Lea (FRA)					Match
	Game						Game					
	1	2	3	4	5		1	2	3	4	5	
Points won	11	8	11	11		41	4	11	8	5		28
Biggest lead	7	2	4	6		7	1	3	1	-		3
Points won on own serve	6	5	5	6		22	2	7	3	3		15
Points lost on own serve	2	4	5	2		13	5	3	6	5		19
Most consecutive points won	6	3	3	4		6	2	4	5	3		5
Greatest deficit overcome	1	-	1	-		1	-	2	-	-		2
Handedness/Grip	/						/					

Game/Match Statistics	Game				Match
	1	2	3	4	
Longest rally (strokes)	15	15	13	24	24
Average rally	6	5	6	8	6

### Game Progress

1	PROKOFEVA Elena (RPC)	*0	1	1	1	*2	3	4	5	*5	5	6	7	*8	9	10	11				
	FERNEY Lea (FRA)	0	0	*1	2	2	2	*2	2	3	4	*4	4	4	4	*4	4				
2	PROKOFEVA Elena (RPC)	0	0	*0	1	2	2	*3	4	5	5	*5	5	5	6	*7	8	8	8	*8	8
	FERNEY Lea (FRA)	*0	1	2	2	*2	3	3	3	*3	4	5	6	*7	7	7	7	*8	9	10	11
3	PROKOFEVA Elena (RPC)	*0	1	1	2	*3	3	4	5	*6	6	6	6	*6	6	7	8	*8	9	10	11
	FERNEY Lea (FRA)	0	0	*1	1	1	2	*2	2	2	3	*4	5	6	7	*7	7	8	8	*8	8
4	PROKOFEVA Elena (RPC)	0	1	*1	2	3	3	*4	5	6	7	*7	7	7	8	*9	10	11			
	FERNEY Lea (FRA)	*0	0	1	1	*1	2	2	2	*2	2	3	4	*5	5	5	5	5			

### Note:

The "Greatest deficit overcome" only applies when the player ends up winning the game.

### Legend:

\* Server

No. Number



## Player Statistics

プレーヤーの統計

As of SAT 28 AUG 2021

Players	NPC Code	Matches				Games				Match Duration	
		Played	Won	Lost	%Won	Played	Won	Lost	%Won	All	Average
FERNEY Lea	FRA	5	3	2	60%	18	11	7	61%	1h51min	22min
		Points Won				Points Lost					
		Total	Own Serve:	91	Most Consecutive:	8	Total	Own Serve:	77	Most Consecutive:	7
		178	Opp. Serve:	87	GDO:	3	160	Opp. Serve:	83	GLL:	7
FURUKAWA Kanami	JPN	Matches				Games				Match Duration	
		Played	Won	Lost	%Won	Played	Won	Lost	%Won	All	Average
		3	2	1	67%	11	6	5	55%	1h19min	26min
		Points Won				Points Lost					
Total	Own Serve:	57	Most Consecutive:	6	Total	Own Serve:	48	Most Consecutive:	5		
105	Opp. Serve:	48	GDO:	3	106	Opp. Serve:	58	GLL:	3		
ITO Maki	JPN	Matches				Games				Match Duration	
		Played	Won	Lost	%Won	Played	Won	Lost	%Won	All	Average
		4	1	3	25%	13	4	9	31%	1h15min	19min
		Points Won				Points Lost					
Total	Own Serve:	59	Most Consecutive:	5	Total	Own Serve:	62	Most Consecutive:	7		
107	Opp. Serve:	48	GDO:	2	134	Opp. Serve:	72	GLL:	3		
KOSMINA Natalya	UKR	Matches				Games				Match Duration	
		Played	Won	Lost	%Won	Played	Won	Lost	%Won	All	Average
		3	0	3	0%	12	3	9	25%	1h21min	27min
		Points Won				Points Lost					
Total	Own Serve:	53	Most Consecutive:	5	Total	Own Serve:	56	Most Consecutive:	8		
97	Opp. Serve:	44	GDO:	3	119	Opp. Serve:	63	GLL:	3		
LYSIAK Krystyna	POL	Matches				Games				Match Duration	
		Played	Won	Lost	%Won	Played	Won	Lost	%Won	All	Average
		3	1	2	33%	11	3	8	27%	56min	19min
		Points Won				Points Lost					
Total	Own Serve:	50	Most Consecutive:	4	Total	Own Serve:	52	Most Consecutive:	7		
88	Opp. Serve:	38	GDO:	2	112	Opp. Serve:	60	GLL:	2		
NG Mui Wui	HKG	Matches				Games				Match Duration	
		Played	Won	Lost	%Won	Played	Won	Lost	%Won	All	Average
		3	1	2	33%	12	5	7	42%	1h5min	22min
		Points Won				Points Lost					
Total	Own Serve:	63	Most Consecutive:	7	Total	Own Serve:	50	Most Consecutive:	7		
114	Opp. Serve:	51	GDO:	2	116	Opp. Serve:	66	GLL:	4		
PROKOFEVA Elena	RPC	Matches				Games				Match Duration	
		Played	Won	Lost	%Won	Played	Won	Lost	%Won	All	Average
		5	5	0	100%	17	15	2	88%	1h40min	20min
		Points Won				Points Lost					
Total	Own Serve:	92	Most Consecutive:	7	Total	Own Serve:	56	Most Consecutive:	6		
182	Opp. Serve:	90	GDO:	4	114	Opp. Serve:	58	GLL:	2		



## Player Statistics

プレイヤーの統計

As of SAT 28 AUG 2021

Players	NPC Code	Matches				Games				Match Duration	
		Played	Won	Lost	%Won	Played	Won	Lost	%Won	All	Average
WONG Ting Ting	HKG	4	2	2	50%	16	8	8	50%	1h59min	30min
<b>Points Won</b>						<b>Points Lost</b>					
		Total	Own Serve:	83	Most Consecutive:	7	Total	Own Serve:	66	Most Consecutive:	7
		144	Opp. Serve:	61	GDO:	7	154	Opp. Serve:	88	GLL:	2

**Note:**

The "Greatest deficit overcome" only applies when the player ends up winning the game and "Greatest lead lost" only when losing.

**Legend:**

**GDO** Greatest deficit overcome    **GLL** Greatest lead lost    **Opp.** Opponent's



## Tournament Statistics

トーナメントの統計

As of SAT 28 AUG 2021

Statistics	Preliminaries	Semifinals	Finals	Total
<b>Matches</b>				
Total	12	2	1	15
Game Margin: 3:0	5 42%	1 50%		6 40%
3:1	6 50%	1 50%	1 100%	8 53%
3:2	1 8%			1 7%
Invalid Results Mark				
Duration: Total	4h35min	47min	21min	5h43min
Longest	32min	30min	21min	32min
Shortest	16min	17min	21min	16min
Average	23min	24min	21min	23min
<b>Games</b>				
Total	44	7	4	55
Point Margin: 11				
10				
9	1 2%			1 2%
8	4 9%			4 7%
7			1 25%	1 2%
6	3 7%	1 14%	1 25%	5 9%
5	5 11%	2 29%		7 13%
4	8 18%			8 15%
3	9 20%	2 29%	2 50%	13 24%
2	14 32%	2 29%		16 29%
Invalid Results Mark				
Duration: Total	4h10min	42min	19min	5h11min
Longest	9min	8min	6min	9min
Shortest	4min	5min	4min	4min
Average	6min	6min	5min	6min
<b>Points</b>				
Total	817	130	69	1016
Per game	18.57	18.57	17.25	18.47
Most consecutive won	8	6	6	8
Greatest deficit overcome	7	3	2	7
Longest rally	35	19	24	35
Average rally	4	5	6	5

**Note:**

The "Greatest deficit overcome" only applies when the player ends up winning the game.





**Medallists**  
メダリスト

Medal	Name	NPC
GOLD	PROKOFEVA Elena	RPC - RPC
SILVER	FERNEY Lea	FRA - France
BRONZE	ITO Maki	JPN - Japan
	WONG Ting Ting	HKG - Hong Kong, China



## Tournament Statistics

トーナメントの統計

As of MON 30 AUG 2021

Statistics	Preliminaries	Round of 16	Quarterfinals	Semifinals	Finals	Total
<b>Matches</b>						
Total	300	28	66	42	21	457
Game Margin: 3:0	164 55%	9 32%	29 44%	14 33%	5 24%	221 48%
3:1	80 27%	11 39%	24 36%	18 43%	9 43%	142 31%
3:2	52 17%	8 29%	13 20%	10 24%	7 33%	90 20%
Invalid Results Mark	4 1%					4 1%
Duration: Total	128h	14h16min	31h53min	21h2min	10h27min	205h38min
Longest	1h7min	49min	57min	55min	43min	1h7min
Shortest	11min	16min	16min	14min	15min	11min
Average	26min	31min	29min	30min	30min	27min
<b>Games</b>						
Total	1072	111	248	164	86	1681
Point Margin: 11	1 0%					1 0%
10	18 2%	2 2%	1 0%	1 1%		22 1%
9	31 3%	1 1%	5 2%	6 4%	3 3%	46 3%
8	77 7%	5 5%	19 8%	8 5%	4 5%	113 7%
7	82 8%	11 10%	17 7%	11 7%	8 9%	129 8%
6	111 10%	9 8%	28 11%	12 7%	11 13%	171 10%
5	151 14%	14 13%	26 10%	19 12%	11 13%	221 13%
4	147 14%	14 13%	31 13%	24 15%	11 13%	227 14%
3	143 13%	11 10%	40 16%	29 18%	13 15%	236 14%
2	311 29%	44 40%	81 33%	54 33%	25 29%	515 31%
Invalid Results Mark						
Duration: Total	113h54min	12h38min	28h44min	18h38min	9h27min	183h21min
Longest	16min	17min	16min	17min	13min	17min
Shortest	2min	2min	4min	2min	4min	2min
Average	6min	7min	7min	7min	7min	7min
<b>Points</b>						
Total	19456	2087	4632	3027	1575	30777
Per game	18.15	18.80	18.68	18.46	18.31	18.31
Most consecutive won	11	9	10	11	9	11
Greatest deficit overcome	7	6	7	5	5	7
Longest rally	51	30	57	46	55	57
Average rally	5	5	5	5	6	5

**Note:**

The "Greatest deficit overcome" only applies when the player ends up winning the game.



## Entry List by Event

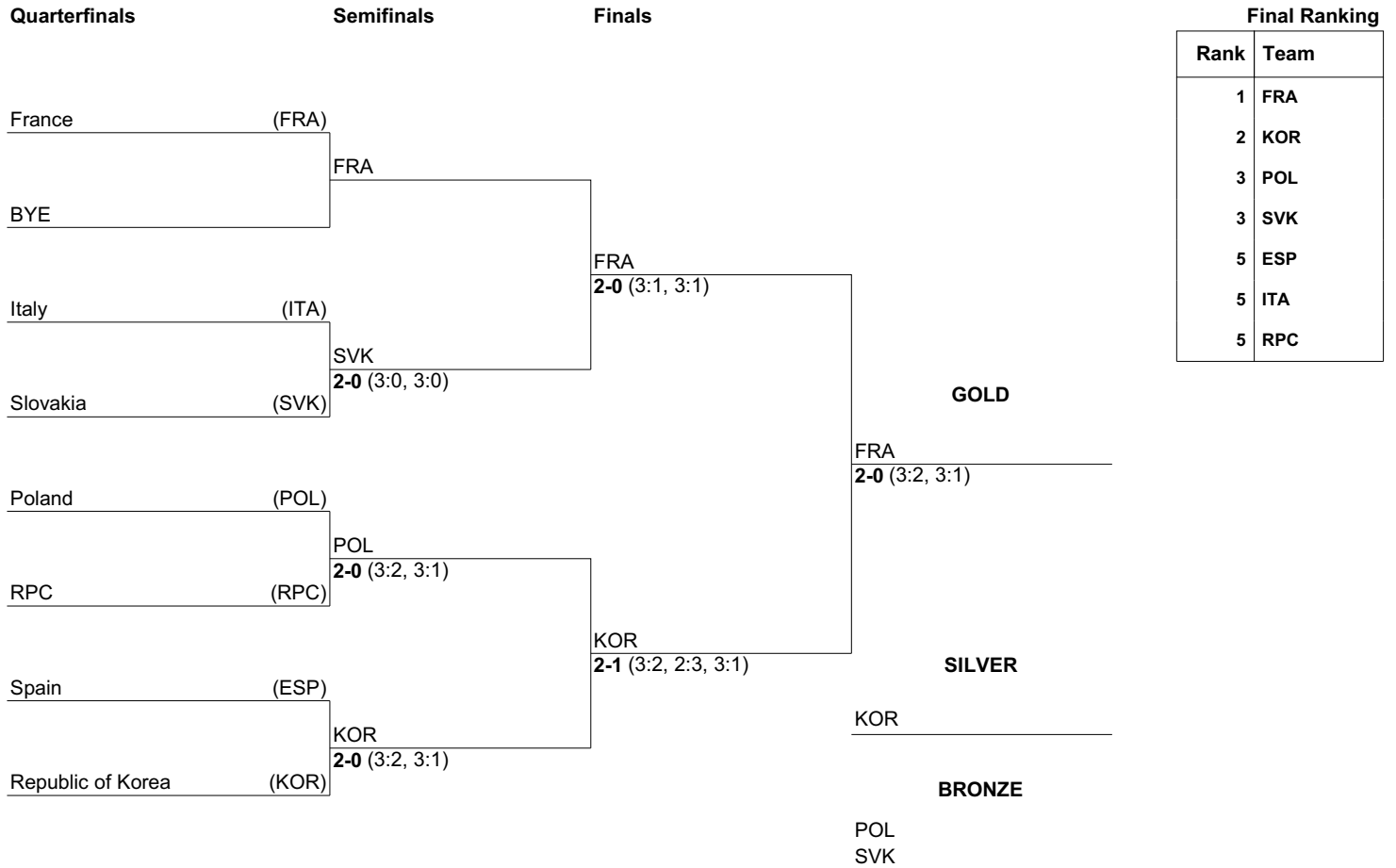
種目別エントリーリスト

As of SUN 22 AUG 2021

NPC	Name	Date of Birth
ESP - Spain	SASTRE Iker	19 JUN 1977
	TOLEDO BACHILLER Miguel	30 MAR 1968
FRA - France	LAMIRAULT Fabien	17 MAR 1980
	MOLLIENS Stephane	23 SEP 1974
ITA - Italy	BORGATO Andrea	14 DEC 1972
	FALCO Federico	22 MAR 1994
KOR - Republic of Korea	CHA Soo Yong	30 AUG 1980
	KIM Hyeon Uk	25 DEC 1995
	PARK Jin Cheol	12 JUN 1982
POL - Poland	CZUPER Rafal	19 FEB 1988
	JAKIMCZUK Tomasz	17 MAR 1978
RPC - RPC	LAVROV Dmitrii	7 JAN 1973
	NAZIROV Rasul	10 OCT 1985
SVK - Slovakia	LUDROVSKY Martin	1 SEP 1973
	RIAPOS Jan	28 SEP 1968



Draw  
トーナメント表





## Detailed Team Match Results

チームの試合結果詳細

Italy (ITA) 0 - 2 Slovakia (SVK)

Team Match No.: 1 Table : 5 Umpires : FERREIRA Maria (BRA) GRIAZNOVA Liudmila (RUS)

Match 1			Match	Game 1	Game 2	Game 3	Game 4	Game 5
A/B	FALCO F / BORGATO A	ITA	0	5	5	7		
X/Y	LUDROVSKY M / RIAPOS J	SVK	3	11	11	11		
Duration of Match 1:			25min	7min	7min	8min		

Match 2			Match	Game 1	Game 2	Game 3	Game 4	Game 5
A	FALCO Federico	ITA	0	5	6	9		
X	LUDROVSKY Martin	SVK	3	11	11	11		
Duration of Match 2:			26min	5min	6min	12min		

Duration of Team Match			56min
------------------------	--	--	-------

Player Statistics	Italy (ITA)			Team Match	Slovakia (SVK)			Team Match
	Match				Match			
	1	2	3		1	2	3	
Points won	17	20		37	33	33		66
Biggest lead	1	2		2	6	7		7
Points won on own serve	10	14		24	17	21		38
Points lost on own serve	16	12		28	7	6		13
Most consecutive points won	3	3		3	6	6		6
Greatest deficit overcome	-	-		-	1	2		2

Match/Team Match Statistics	Match			Team Match
	1	2	3	
Longest rally (strokes)	15	10		15
Average rally	3	3		3

**Note:**

The "Greatest deficit overcome" only applies when the player/pair ends up winning the game.

**Legend:**

No. Number



## Detailed Team Match Results

チームの試合結果詳細

Italy (ITA) 0 - 2 Slovakia (SVK)

### Match 1:

FALCO Federico (ITA) 0-3 LUDROVSKY Martin (SVK)  
BORGATO Andrea (ITA) RIAPOS Jan (SVK)

### Match Summary

	Match	Game 1	Game 2	Game 3	Game 4	Game 5
FALCO Federico / BORGATO A	ITA 0	5	5	7		
LUDROVSKY Martin / RIAPOS J	SVK 3	11	11	11		
Duration	25min	7min	7min	8min		

Team Match No.: 1 Table : 5 Umpires : FERREIRA Maria (BRA) GRIAZNOVA Liudmila (RUS)

Player Statistics	FALCO F / BORGATO A (ITA)						LUDROVSKY M / RIAPOS J (SVK)					
	Game					Match	Game					Match
	1	2	3	4	5		1	2	3	4	5	
Points won	5	5	7			17	11	11	11			33
Biggest lead	-	1	-			1	6	6	6			6
Points won on own serve	2	3	5			10	5	6	6			17
Points lost on own serve	6	5	5			16	3	2	2			7
Most consecutive points won	1	3	2			3	5	6	3			6
Greatest deficit overcome	-	-	-			-	-	1	-			1
Handedness/Grip	/ - /						/ - /					

Game/Match Statistics	Game					Match
	1	2	3	4	5	
Longest rally (strokes)	15	13	8			15
Average rally	4	4	3			3

### Game Progress

1	FALCO F / BORGATO A (ITA)	*-0	0	1	1	-*2	2	2	3	*-3	3	3	3	*-3	4	4	5	5		
	LUDROVSKY M / RIAPOS J (SVK)	0	1	*-1	2	2	3	*-4	4	5	6	*-7	8	9	9	*-10	10	11		
2	FALCO F / BORGATO A (ITA)	0	0	*-0	1	2	3	*-3	3	3	3	*-3	3	4	5	*-5	5	5		
	LUDROVSKY M / RIAPOS J (SVK)	*-0	1	2	2	*-2	2	3	4	*-5	6	7	8	*-8	8	9	10	11		
3	FALCO F / BORGATO A (ITA)	*-0	0	0	0	*-1	1	2	2	*-2	3	3	3	*-3	4	5	5	*-6	7	7
	LUDROVSKY M / RIAPOS J (SVK)	0	1	*-2	3	3	4	*-4	5	6	6	*-7	8	9	9	*-9	10	10	10	11

### Note:

The "Greatest deficit overcome" only applies when the pair ends up winning the game.

### Legend:

\*- First player of pair is serving      \*- Second player of pair is serving      No. Number



## Detailed Team Match Results

チームの試合結果詳細

Italy (ITA) 0 - 2 Slovakia (SVK)

Match 2: FALCO Federico (ITA) 0-3 LUDROVSKY Martin (SVK)

Match Summary		Match	Game 1	Game 2	Game 3	Game 4	Game 5
FALCO Federico	ITA	0	5	6	9		
LUDROVSKY Martin	SVK	3	11	11	11		
Duration		26min	5min	6min	12min		

Team Match No.: 1 Table : 5 Umpires : FERREIRA Maria (BRA) GRIAZNOVA Liudmila (RUS)

Player Statistics	FALCO Federico (ITA)						LUDROVSKY Martin (SVK)					
	Game					Match	Game					Match
	1	2	3	4	5		1	2	3	4	5	
Points won	5	6	9			20	11	11	11			33
Biggest lead	1	1	2			2	7	6	2			7
Points won on own serve	3	5	6			14	6	8	7			21
Points lost on own serve	5	3	4			12	2	1	3			6
Most consecutive points won	2	2	3			3	6	6	3			6
Greatest deficit overcome	-	-	-			-	1	1	2			2
Handedness/Grip	/						/					

Game/Match Statistics	Game					Match
	1	2	3	4	5	
Longest rally (strokes)	8	7	10			10
Average rally	3	3	4			3

### Game Progress

1	FALCO Federico (ITA)	*0	1	1	1	*1	2	2	2	*2	2	2	2	*3	3	4	5	5				
	LUDROVSKY Martin (SVK)	0	0	*1	2	3	3	*4	5	6	7	*8	9	9	10	*10	10	11				
2	FALCO Federico (ITA)	0	1	*1	1	2	2	*2	3	4	4	*4	4	4	4	*4	5	6	6			
	LUDROVSKY Martin (SVK)	*0	0	1	2	*2	3	4	4	*4	5	6	7	*8	9	10	10	*10	11			
3	FALCO Federico (ITA)	*0	0	1	1	*2	3	4	4	*4	5	6	6	*6	6	7	8	*8	8	8	9	9
	LUDROVSKY Martin (SVK)	0	1	*1	2	2	2	*2	3	4	4	*4	5	6	7	*7	7	8	9	*10	10	11

**Note:**  
The "Greatest deficit overcome" only applies when the player ends up winning the game.

**Legend:**  
\* Server  
No. Number



## Detailed Team Match Results

チームの試合結果詳細

**Poland (POL) 2 - 0 RPC (RPC)**

Team Match No.: 2 Table : 8 Umpires : SAMAL Jiban Ballav (IND) DZIOBA Grzegorz (CAN)

Match 1		Match	Game 1	Game 2	Game 3	Game 4	Game 5
A/B	CZUPER R / JAKIMCZUK T	POL	3	11	10	11	10
X/Y	NAZIROV R / LAVROV D	RPC	2	6	12	5	12
Duration of Match 1:		46min	7min	9min	6min	10min	9min

Match 2		Match	Game 1	Game 2	Game 3	Game 4	Game 5
A	CZUPER Rafal	POL	3	8	11	11	11
X	NAZIROV Rasul	RPC	1	11	8	4	4
Duration of Match 2:		21min	5min	5min	4min	4min	

Duration of Team Match	1h17min
------------------------	---------

Player Statistics	Poland (POL)			Team Match	RPC (RPC)			Team Match
	Match				Match			
	1	2	3		1	2	3	
Points won	53	41		94	42	27		69
Biggest lead	6	7		7	4	5		5
Points won on own serve	27	21		48	23	14		37
Points lost on own serve	19	13		32	26	20		46
Most consecutive points won	8	7		8	4	5		5
Greatest deficit overcome	4	2		4	2	-		2

Match/Team Match Statistics	Match			Team Match
	1	2	3	
Longest rally (strokes)	18	25		25
Average rally	5	5		5

**Note:**

The "Greatest deficit overcome" only applies when the player/pair ends up winning the game.

**Legend:**

No. Number





## Detailed Team Match Results

チームの試合結果詳細

Poland (POL) 2 - 0 RPC (RPC)

### Match 1:

CZUPER Rafal (POL) 3-2 NAZIROV Rasul (RPC)  
JAKIMCZUK Tomasz (POL) LAVROV Dmitrii (RPC)

#### Match Summary

	Match	Game 1	Game 2	Game 3	Game 4	Game 5
CZUPER Rafal / JAKIMCZUK T	POL 3	11	10	11	10	11
NAZIROV Rasul / LAVROV D	RPC 2	6	12	5	12	7
	Duration	46min	7min	9min	6min	10min

Team Match No.: 2 Table : 8 Umpires : SAMAL Jiban Ballav (IND) DZIOBA Grzegorz (CAN)

Player Statistics	CZUPER R / JAKIMCZUK T (POL)						NAZIROV R / LAVROV D (RPC)					
	Game					Match	Game					Match
	1	2	3	4	5		1	2	3	4	5	
Points won	11	10	11	10	11	53	6	12	5	12	7	42
Biggest lead	6	1	6	2	4	6	2	3	1	2	4	4
Points won on own serve	6	5	6	4	6	27	4	6	3	5	5	23
Points lost on own serve	2	6	2	7	2	19	5	5	5	6	5	26
Most consecutive points won	6	4	4	4	8	8	2	3	2	4	3	4
Greatest deficit overcome	2	-	1	-	4	4	-	1	-	2	-	2
Handedness/Grip	/ - /						/ - /					

Game/Match Statistics	Game					Match
	1	2	3	4	5	
Longest rally (strokes)	14	15	11	18	12	18
Average rally	4	6	4	6	6	5

#### Game Progress

1	CZUPER R / JAKIMCZUK T (POL)	0	0	*-0	1	2	3	*-3	4	5	6	*-7	8	9	9	*-10	10	10	11					
	NAZIROV R / LAVROV D (RPC)	*-0	1	2	2	*-2	2	3	3	*-3	3	3	3	*-3	4	4	5	*-6	6					
2	CZUPER R / JAKIMCZUK T (POL)	*-0	0	1	1	*-2	2	2	2	*-3	4	4	5	*-5	5	6	6	*-7	8	9	10	*-10	10	10
	NAZIROV R / LAVROV D (RPC)	0	1	*-1	2	2	3	*-4	5	5	5	*-6	6	7	8	*-8	9	9	9	*-9	9	10	*-11	12
3	CZUPER R / JAKIMCZUK T (POL)	0	0	*-1	2	3	4	*-4	5	6	7	*-7	7	8	9	*-10	10	11						
	NAZIROV R / LAVROV D (RPC)	*-0	1	1	1	*-1	1	2	2	*-2	2	3	4	*-4	4	4	5	5						
4	CZUPER R / JAKIMCZUK T (POL)	*-0	1	1	1	*-2	3	3	4	*-5	5	5	6	*-6	6	6	7	*-8	9	10	10	*-10	10	10
	NAZIROV R / LAVROV D (RPC)	0	0	*-1	2	2	2	*-3	3	3	4	*-5	5	6	7	*-8	8	8	8	*-8	9	10	*-11	12
5	CZUPER R / JAKIMCZUK T (POL)	0	0	*-0	1	1	1	*-1	2	3	4	*-5	6	7	8	*-9	9	10	10	11				
	NAZIROV R / LAVROV D (RPC)	*-0	1	2	2	*-3	4	5	5	*-5	5	5	5	*-5	5	5	6	*-6	7	7				

#### Note:

The "Greatest deficit overcome" only applies when the pair ends up winning the game.

#### Legend:

\*- First player of pair is serving      \*- Second player of pair is serving      No. Number



## Detailed Team Match Results

チームの試合結果詳細

Poland (POL) 2 - 0 RPC (RPC)

Match 2:

CZUPER Rafal (POL) 3-1 NAZIROV Rasul (RPC)

Match Summary		Match	Game 1	Game 2	Game 3	Game 4	Game 5
CZUPER Rafal	POL	3	8	11	11	11	
NAZIROV Rasul	RPC	1	11	8	4	4	
Duration		21min	5min	5min	4min	4min	

Team Match No.: 2 Table : 8 Umpires : SAMAL Jiban Ballav (IND) DZIOBA Grzegorz (CAN)

Player Statistics	CZUPER Rafal (POL)						NAZIROV Rasul (RPC)					
	Game					Match	Game					Match
	1	2	3	4	5		1	2	3	4	5	
Points won	8	11	11	11		41	11	8	4	4		27
Biggest lead	-	4	7	7		7	5	2	-	1		5
Points won on own serve	4	6	6	5		21	5	5	3	1		14
Points lost on own serve	6	3	1	3		13	4	5	5	6		20
Most consecutive points won	4	5	7	6		7	5	2	2	3		5
Greatest deficit overcome	-	2	-	1		2	-	-	-	-		-
Handedness/Grip	/						/					

Game/Match Statistics	Game					Match
	1	2	3	4	5	
Longest rally (strokes)	17	25	21	15		25
Average rally	4	6	6	6		5

### Game Progress

1	CZUPER Rafal (POL)	*0	0	1	1	*1	1	1	1	*2	2	3	4	*5	6	6	7	*7	7	8	8
	NAZIROV Rasul (RPC)	0	1	*1	2	3	4	*5	6	6	7	*7	7	7	7	*8	8	9	10	*10	11
2	CZUPER Rafal (POL)	0	0	*0	1	2	2	*3	4	4	*4	5	6	*7	8	9	9	*10	10	10	11
	NAZIROV Rasul (RPC)	*0	1	2	2	*2	3	3	3	*4	5	*5	5	5	5	*5	6	6	7	*8	8
3	CZUPER Rafal (POL)	0	1	*2	2	3	3	*3	4	5	6	*7	8	9	10	*10	11				
	NAZIROV Rasul (RPC)	*0	0	0	1	*1	2	3	3	*3	3	3	3	*3	3	4	4				
4	CZUPER Rafal (POL)	*0	0	1	2	*3	4	5	6	*6	6	6	7	*8	9	10	11				
	NAZIROV Rasul (RPC)	0	1	*1	1	1	1	*1	1	2	3	*4	4	4	4	*4	4				

### Note:

The "Greatest deficit overcome" only applies when the player ends up winning the game.

### Legend:

\* Server

No. Number



## Detailed Team Match Results

チームの試合結果詳細

Spain (ESP) 0 - 2 Republic of Korea (KOR)

Team Match No.: 3 Table : 6 Umpires : SHIBATA Keiko (JPN) TANAKA Rieko (JPN)

Match 1			Match	Game 1	Game 2	Game 3	Game 4	Game 5
A/B	SASTRE I / TOLEDO BACHILLER M	ESP	2	3	11	6	12	6
X/Y	PARK JC / CHA SY	KOR	3	11	6	11	10	11
Duration of Match 1:			42min	5min	6min	6min	9min	8min

Match 2			Match	Game 1	Game 2	Game 3	Game 4	Game 5
A	SASTRE Iker	ESP	1	11	9	7	5	
X	PARK Jin Cheol	KOR	3	8	11	11	11	
Duration of Match 2:			28min	6min	6min	7min	5min	

Duration of Team Match	1h19min
------------------------	---------

Player Statistics	Spain (ESP)			Team Match	Republic of Korea (KOR)			Team Match
	Match				Match			
	1	2	3		1	2	3	
Points won	38	32		70	49	41		90
Biggest lead	5	4		5	8	6		8
Points won on own serve	17	15		32	24	21		45
Points lost on own serve	25	20		45	21	17		38
Most consecutive points won	4	4		4	7	7		7
Greatest deficit overcome	3	2		3	3	2		3

Match/Team Match Statistics	Match			Team Match
	1	2	3	
Longest rally (strokes)	17	11		17
Average rally	5	4		5

**Note:**  
The "Greatest deficit overcome" only applies when the player/pair ends up winning the game.

**Legend:**  
No. Number



## Detailed Team Match Results

チームの試合結果詳細

Spain (ESP) 0 - 2 Republic of Korea (KOR)

### Match 1:

SASTRE Iker / TOLEDO BACHILLER Miguel (ESP) 2-3 PARK Jin Cheol / CHA Soo Yong (KOR)

#### Match Summary

		Match	Game 1	Game 2	Game 3	Game 4	Game 5
SASTRE Iker / TOLEDO BACHILLER M	ESP	2	3	11	6	12	6
PARK Jin Cheol / CHA SY	KOR	3	11	6	11	10	11
	Duration	42min	5min	6min	6min	9min	8min

Team Match No.: 3 Table : 6 Umpires : SHIBATA Keiko (JPN) TANAKA Rieko (JPN)

Player Statistics	SASTRE I / TOLEDO BACHILLER M (ESP)						PARK JC / CHA SY (KOR)					
	Game					Match	Game					Match
	1	2	3	4	5		1	2	3	4	5	
Points won	3	11	6	12	6	38	11	6	11	10	11	49
Biggest lead	-	5	3	2	-	5	8	1	5	3	5	8
Points won on own serve	1	5	2	7	2	17	6	2	5	6	5	24
Points lost on own serve	5	4	6	4	6	25	2	6	4	5	4	21
Most consecutive points won	1	3	3	4	2	4	7	2	6	3	4	7
Greatest deficit overcome	-	1	-	3	-	3	-	-	3	-	-	3
Handedness/Grip	/ - /						/ - /					

Game/Match Statistics	Game					Match
	1	2	3	4	5	
Longest rally (strokes)	10	8	14	17	11	17
Average rally	5	5	6	6	6	5

#### Game Progress

1	SASTRE I / TOLEDO BACHILLER M (ESP)	0	0	*-0	0	0	0	*-0	0	1	1	*-2	2	2	3	3								
	PARK JC / CHA SY (KOR)	*-0	1	2	3	*-4	5	6	7	*-7	8	8	9	*-10	10	11								
2	SASTRE I / TOLEDO BACHILLER M (ESP)	*-0	1	1	1	*-2	3	3	3	*-4	5	5	6	*-7	8	8	9	*-10	11					
	PARK JC / CHA SY (KOR)	0	0	*-1	2	2	2	*-3	4	4	4	*-5	5	5	5	*-6	6	6	6					
3	SASTRE I / TOLEDO BACHILLER M (ESP)	0	1	*-2	3	3	3	*-3	3	3	3	*-4	4	4	5	*-5	6	6	6					
	PARK JC / CHA SY (KOR)	*-0	0	0	0	*-1	2	3	4	*-5	6	6	7	*-8	8	9	9	*-10	11					
4	SASTRE I / TOLEDO BACHILLER M (ESP)	*-0	0	0	0	*-1	2	3	4	*-4	5	6	6	*-7	7	8	8	*-8	8	9	9	*-10	11	12
	PARK JC / CHA SY (KOR)	0	1	*-2	3	3	3	*-3	3	4	4	*-4	5	5	6	*-6	7	8	9	*-9	10	10	*-10	10
5	SASTRE I / TOLEDO BACHILLER M (ESP)	0	0	*-0	0	0	1	*-2	2	2	2	*-3	3	4	5	*-5	5	6	6					
	PARK JC / CHA SY (KOR)	*-0	1	2	3	*-4	4	4	5	*-6	7	7	8	*-8	8	9	10	*-10	11					

#### Note:

The "Greatest deficit overcome" only applies when the pair ends up winning the game.

#### Legend:

\*- First player of pair is serving      -\* Second player of pair is serving      No. Number



## Detailed Team Match Results

チームの試合結果詳細

Spain (ESP) 0 - 2 Republic of Korea (KOR)

Match 2: SASTRE Iker (ESP) 1-3 PARK Jin Cheol (KOR)

Match Summary		Match	Game 1	Game 2	Game 3	Game 4	Game 5
SASTRE Iker	ESP	1	11	9	7	5	
PARK Jin Cheol	KOR	3	8	11	11	11	
Duration		28min	6min	6min	7min	5min	

Team Match No.: 3 Table : 6 Umpires : SHIBATA Keiko (JPN) TANAKA Rieko (JPN)

Player Statistics	SASTRE Iker (ESP)						PARK Jin Cheol (KOR)					
	Game					Match	Game					Match
	1	2	3	4	5		1	2	3	4	5	
Points won	11	9	7	5		32	8	11	11	11		41
Biggest lead	4	-	2	1		4	2	3	4	6		6
Points won on own serve	5	4	2	4		15	4	5	5	7		21
Points lost on own serve	4	6	6	4		20	6	5	5	1		17
Most consecutive points won	4	2	2	2		4	3	2	5	7		7
Greatest deficit overcome	2	-	-	-		2	-	-	2	1		2
Handedness/Grip	/						/					

Game/Match Statistics	Game					Match
	1	2	3	4	5	
Longest rally (strokes)	11	9	9	9		11
Average rally	5	4	4	3		4

### Game Progress

1	SASTRE Iker (ESP)	0	1	*1	1	1	2	*3	3	4	5	*5	6	7	8	*9	9	10	10	*10	11	
	PARK Jin Cheol (KOR)	*0	0	1	2	*3	3	3	4	*4	4	5	5	*5	5	5	6	*6	7	8	8	
2	SASTRE Iker (ESP)	*0	0	0	1	*1	2	2	2	*3	3	4	4	*5	5	6	6	*7	8	8	9	9
	PARK Jin Cheol (KOR)	0	1	*2	2	3	3	*4	5	5	6	*6	7	7	8	*8	9	9	9	*10	10	11
3	SASTRE Iker (ESP)	0	1	*1	2	2	3	*4	4	4	4	*5	6	6	6	*6	6	6	7	7		
	PARK Jin Cheol (KOR)	*0	0	1	1	*2	2	2	3	*4	5	5	5	*6	7	8	9	*10	10	11		
4	SASTRE Iker (ESP)	*0	1	1	1	*1	1	1	1	*1	2	3	3	*3	4	4	5	5				
	PARK Jin Cheol (KOR)	0	0	*1	2	3	4	*5	6	7	7	*7	8	9	9	*10	10	11				

### Note:

The "Greatest deficit overcome" only applies when the player ends up winning the game.

### Legend:

\* Server

No. Number



## Detailed Team Match Results

チームの試合結果詳細

France (FRA) 2 - 0 Slovakia (SVK)

Team Match No.: 4 Table : 5 Umpires : KRMEJ Milana (SLO) NG Tsz Kin (HKG)

Match 1		Match	Game 1	Game 2	Game 3	Game 4	Game 5
A/B	LAMIRAULT F / MOLLIENS S	FRA	3	9	12	11	11
X/Y	LUDROVSKY M / RIAPOS J	SVK	1	11	10	8	7
Duration of Match 1:			43min	8min	10min	9min	10min

Match 2		Match	Game 1	Game 2	Game 3	Game 4	Game 5
A	LAMIRAULT Fabien	FRA	3	11	8	11	11
X	LUDROVSKY Martin	SVK	1	9	11	8	3
Duration of Match 2:			42min	10min	9min	10min	8min

Duration of Team Match	1h30min
------------------------	---------

Player Statistics	France (FRA)			Team Match	Slovakia (SVK)			Team Match
	Match				Match			
	1	2	3		1	2	3	
Points won	43	41		84	36	31		67
Biggest lead	6	8		8	5	3		5
Points won on own serve	22	25		47	19	19		38
Points lost on own serve	17	12		29	21	16		37
Most consecutive points won	6	6		6	5	3		5
Greatest deficit overcome	5	2		5	3	1		3

Match/Team Match Statistics	Match			Team Match
	1	2	3	
Longest rally (strokes)	37	14		37
Average rally	7	5		6

**Note:**  
The "Greatest deficit overcome" only applies when the player/pair ends up winning the game.

**Legend:**  
No. Number



## Detailed Team Match Results

チームの試合結果詳細

France (FRA) 2 - 0 Slovakia (SVK)

Match 1: LAMIRAULT Fabien / MOLLIENS Stephane (FRA) 3-1 LUDROVSKY Martin / RIAPOS Jan (SVK)

Match Summary	Match	Game 1	Game 2	Game 3	Game 4	Game 5
LAMIRAULT Fabien / MOLLIENS S	FRA 3	9	12	11	11	
LUDROVSKY Martin / RIAPOS J	SVK 1	11	10	8	7	
Duration	43min	8min	10min	9min	10min	

Team Match No.: 4 Table : 5 Umpires : KRMEJ Milana (SLO) NG Tsz Kin (HKG)

Player Statistics	LAMIRAULT F / MOLLIENS S (FRA)						LUDROVSKY M / RIAPOS J (SVK)					
	Game					Match	Game					Match
	1	2	3	4	5		1	2	3	4	5	
Points won	9	12	11	11		43	11	10	8	7		36
Biggest lead	3	2	5	6		6	2	5	-	-		5
Points won on own serve	5	8	6	3		22	6	7	4	2		19
Points lost on own serve	5	3	4	5		17	4	4	5	8		21
Most consecutive points won	4	4	4	6		6	5	4	3	3		5
Greatest deficit overcome	-	5	-	-		5	3	-	-	-		3
Handedness/Grip	/ - /						/ - /					

Game/Match Statistics	Game					Match
	1	2	3	4	5	
Longest rally (strokes)	16	20	22	37		37
Average rally	6	7	8	10		7

### Game Progress

1	LAMIRAULT F / MOLLIENS S (FRA)	-*0	0	1	1	*-2	3	4	4	*-4	4	5	6	*-7	8	8	8	*-8	8	8	9	9		
	LUDROVSKY M / RIAPOS J (SVK)	0	1	*-1	2	2	2	*-2	3	4	5	*-5	5	5	5	*-6	7	8	9	*-10	10	11		
2	LAMIRAULT F / MOLLIENS S (FRA)	0	0	*-0	1	1	1	*-1	1	2	2	*-3	4	5	6	*-6	6	7	8	*-8	9	10	*-11	12
	LUDROVSKY M / RIAPOS J (SVK)	*-0	1	2	2	*-3	4	5	6	*-6	7	7	7	*-7	7	8	9	*-9	9	10	10	*-10	10	10
3	LAMIRAULT F / MOLLIENS S (FRA)	*-0	1	2	2	*-3	3	4	5	*-6	7	7	7	*-8	8	9	9	*-9	9	10	11			
	LUDROVSKY M / RIAPOS J (SVK)	0	0	*-0	1	1	2	*-2	2	2	2	*-3	4	4	5	*-5	6	7	8	*-8	8			
4	LAMIRAULT F / MOLLIENS S (FRA)	0	1	*-2	3	4	5	*-6	6	6	7	*-7	7	7	8	*-9	10	10	10	11				
	LUDROVSKY M / RIAPOS J (SVK)	*-0	0	0	0	*-0	0	0	1	*-2	2	3	4	*-5	5	5	5	*-6	7	7				

### Note:

The "Greatest deficit overcome" only applies when the pair ends up winning the game.

### Legend:

\*- First player of pair is serving      \*- Second player of pair is serving      No. Number



## Detailed Team Match Results

チームの試合結果詳細

France (FRA) 2 - 0 Slovakia (SVK)

Match 2: LAMIRAULT Fabien (FRA) 3-1 LUDROVSKY Martin (SVK)

Match Summary		Match	Game 1	Game 2	Game 3	Game 4	Game 5
LAMIRAULT Fabien	FRA	3	11	8	11	11	
LUDROVSKY Martin	SVK	1	9	11	8	3	
	Duration	42min	10min	9min	10min	8min	

Team Match No.: 4 Table : 5 Umpires : KRMEJ Milana (SLO) NG Tsz Kin (HKG)

Player Statistics	LAMIRAULT Fabien (FRA)						LUDROVSKY Martin (SVK)					
	Game					Match	Game					Match
	1	2	3	4	5		1	2	3	4	5	
Points won	11	8	11	11		41	9	11	8	3		31
Biggest lead	5	1	4	8		8	-	3	2	-		3
Points won on own serve	6	5	7	7		25	5	6	6	2		19
Points lost on own serve	4	5	2	1		12	5	3	4	4		16
Most consecutive points won	3	2	4	6		6	3	3	2	3		3
Greatest deficit overcome	-	-	2	-		2	-	1	-	-		1
Handedness/Grip	/						/					

Game/Match Statistics	Game					Match
	1	2	3	4	5	
Longest rally (strokes)	10	12	14	11		14
Average rally	4	5	5	5		5

### Game Progress

1	LAMIRAULT Fabien (FRA)	0	1	*1	2	3	3	*4	4	5	6	*7	7	8	9	*9	9	10	10	*10	10	11
	LUDROVSKY Martin (SVK)	*0	0	1	1	*1	2	2	3	*3	3	3	4	*4	4	5	6	*6	7	8	9	9
2	LAMIRAULT Fabien (FRA)	*0	0	1	2	*2	3	3	3	*3	4	4	4	*5	6	6	7	*7	8	8	8	8
	LUDROVSKY Martin (SVK)	0	1	*1	1	2	2	*3	4	5	5	*6	7	7	7	*8	8	9	9	*10	11	11
3	LAMIRAULT Fabien (FRA)	0	0	*0	1	2	2	*3	3	4	5	*6	7	7	7	*8	9	10	10	*10	11	11
	LUDROVSKY Martin (SVK)	*0	1	2	2	*2	3	3	4	*4	4	4	4	*5	6	6	6	*6	7	8	8	8
4	LAMIRAULT Fabien (FRA)	*0	1	2	3	*4	5	6	6	*6	6	7	8	*9	10	11						
	LUDROVSKY Martin (SVK)	0	0	*0	0	0	0	*0	1	2	3	*3	3	3	3	3						

### Note:

The "Greatest deficit overcome" only applies when the player ends up winning the game.

### Legend:

\* Server

No. Number





## Detailed Team Match Results

チームの試合結果詳細

Poland (POL) 1 - 2 Republic of Korea (KOR)

Team Match No.: 5 Table : 6 Umpires : PICHARDO Luz (DOM) KAMIYA Akiko (JPN)

Match 1			Match	Game 1	Game 2	Game 3	Game 4	Game 5
A/B	CZUPER R / JAKIMCZUK T	POL	2	2	11	13	9	11
X/Y	PARK JC / CHA SY	KOR	3	11	8	11	11	13
Duration of Match 1:			41min	4min	5min	8min	8min	11min

Match 2			Match	Game 1	Game 2	Game 3	Game 4	Game 5
A	CZUPER Rafal	POL	3	7	9	11	11	11
X	PARK Jin Cheol	KOR	2	11	11	2	8	5
Duration of Match 2:			28min	5min	6min	3min	5min	6min

Match 3			Match	Game 1	Game 2	Game 3	Game 4	Game 5
B	JAKIMCZUK Tomasz	POL	1	12	10	9	5	
Y	CHA Soo Yong	KOR	3	10	12	11	11	
Duration of Match 3:			25min	6min	6min	6min	5min	

Duration of Team Match	1h47min
------------------------	---------

Player Statistics	Poland (POL)				Republic of Korea (KOR)			
	Match			Team Match	Match			Team Match
	1	2	3		1	2	3	
Points won	46	49	36	131	54	37	44	135
Biggest lead	5	9	3	9	9	6	6	9
Points won on own serve	23	32	17	72	27	27	21	75
Points lost on own serve	27	10	23	60	23	17	19	59
Most consecutive points won	6	6	4	6	7	6	6	7
Greatest deficit overcome	7	2	3	7	5	3	1	5

Match/Team Match Statistics	Match			Team Match
	1	2	3	
Longest rally (strokes)	19	11	11	19
Average rally	5	4	5	5

**Note:**  
The "Greatest deficit overcome" only applies when the player/pair ends up winning the game.

**Legend:**  
No. Number



## Detailed Team Match Results

チームの試合結果詳細

Poland (POL) 1 - 2 Republic of Korea (KOR)

### Match 1:

CZUPER Rafal (POL) 2-3 PARK Jin Cheol (KOR)  
JAKIMCZUK Tomasz (POL) CHA Soo Yong (KOR)

#### Match Summary

		Match	Game 1	Game 2	Game 3	Game 4	Game 5
CZUPER Rafal / JAKIMCZUK T	POL	2	2	11	13	9	11
PARK Jin Cheol / CHA SY	KOR	3	11	8	11	11	13
	Duration	41min	4min	5min	8min	8min	11min

Team Match No.: 5 Table : 6 Umpires : PICHARDO Luz (DOM) KAMIYA Akiko (JPN)

Player Statistics	CZUPER R / JAKIMCZUK T (POL)						PARK JC / CHA SY (KOR)					
	Game					Match	Game					Match
	1	2	3	4	5		1	2	3	4	5	
Points won	2	11	13	9	11	46	11	8	11	11	13	54
Biggest lead	-	4	2	2	5	5	9	-	7	2	2	9
Points won on own serve	1	7	5	3	7	23	6	5	4	4	8	27
Points lost on own serve	5	3	7	7	5	27	1	4	8	6	4	23
Most consecutive points won	1	3	6	3	3	6	6	4	7	4	3	7
Greatest deficit overcome	-	-	7	-	-	7	-	-	-	2	5	5
Handedness/Grip	/ - /						/ - /					

Game/Match Statistics	Game					Match
	1	2	3	4	5	
Longest rally (strokes)	8	11	19	11	11	19
Average rally	5	4	6	5	5	5

#### Game Progress

1	CZUPER R / JAKIMCZUK T (POL)	0	0	*-0	0	0	0	-*0	1	1	1	*-2	2	2	2									
	PARK JC / CHA SY (KOR)	*-0	1	2	3	*-4	5	6	6	*-7	8	8	9	*-10	11									
2	CZUPER R / JAKIMCZUK T (POL)	*-0	1	2	2	*-2	3	4	5	*-5	5	6	7	*-8	8	8	8	-*8	9	10	11			
	PARK JC / CHA SY (KOR)	0	0	*-0	1	2	2	*-2	2	3	4	*-4	4	4	5	*-6	7	8	8	-*8	8			
3	CZUPER R / JAKIMCZUK T (POL)	0	0	*-1	1	1	1	*-1	1	1	1	*-2	3	3	4	*-5	6	7	8	*-9	9	10	*-11	11
	PARK JC / CHA SY (KOR)	*-0	1	1	2	*-3	4	5	6	*-7	8	8	8	*-9	9	9	9	*-9	9	9	10	*-10	10	*-11
		*-12	13																					
		11	11																					
4	CZUPER R / JAKIMCZUK T (POL)	*-0	1	2	2	*-2	2	2	3	*-4	4	5	6	*-7	7	7	7	*-8	8	8	9	9		
	PARK JC / CHA SY (KOR)	0	0	*-0	1	2	3	*-4	4	4	5	*-5	5	5	6	*-7	8	8	9	*-10	10	11		
5	CZUPER R / JAKIMCZUK T (POL)	0	1	*-1	2	3	3	*-4	5	5	6	*-7	8	8	8	*-8	9	9	9	*-9	10	10	*-10	11
	PARK JC / CHA SY (KOR)	*-0	0	1	1	*-1	2	2	2	*-3	3	3	3	*-4	5	6	6	*-7	8	9	9	*-10	11	*-11
		*-11	11																					
		12	13																					

#### Note:

The "Greatest deficit overcome" only applies when the pair ends up winning the game.

#### Legend:

\*- First player of pair is serving      -\* Second player of pair is serving      No. Number



## Detailed Team Match Results

チームの試合結果詳細

Poland (POL) 1 - 2 Republic of Korea (KOR)

Match 2: CZUPER Rafal (POL) 3-2 PARK Jin Cheol (KOR)

Match Summary		Match	Game 1	Game 2	Game 3	Game 4	Game 5
CZUPER Rafal	POL	3	7	9	11	11	11
PARK Jin Cheol	KOR	2	11	11	2	8	5
	Duration	28min	5min	6min	3min	5min	6min

Team Match No.: 5 Table : 6 Umpires : PICHARDO Luz (DOM) KAMIYA Akiko (JPN)

Player Statistics	CZUPER Rafal (POL)						PARK Jin Cheol (KOR)					
	Game					Match	Game					Match
	1	2	3	4	5		1	2	3	4	5	
Points won	7	9	11	11	11	49	11	11	2	8	5	37
Biggest lead	-	3	9	3	6	9	6	2	-	1	2	6
Points won on own serve	5	8	5	7	7	32	8	9	1	5	4	27
Points lost on own serve	3	2	1	3	1	10	2	1	6	4	4	17
Most consecutive points won	3	2	6	3	6	6	6	3	2	3	2	6
Greatest deficit overcome	-	-	-	1	2	2	-	3	-	-	-	3
Handedness/Grip	/						/					

Game/Match Statistics	Game					Match
	1	2	3	4	5	
Longest rally (strokes)	10	11	7	7	10	11
Average rally	4	4	4	3	5	4

### Game Progress

1	CZUPER Rafal (POL)	0	0	*0	0	0	0	*0	1	1	2	*2	3	4	5	*5	6	7	7	7		
	PARK Jin Cheol (KOR)	*0	1	2	3	*4	5	6	6	*7	7	8	8	*8	8	9	9	*9	10	11		
2	CZUPER Rafal (POL)	*0	1	2	2	*3	4	4	4	*4	5	6	6	*6	7	8	8	*8	9	9	9	9
	PARK Jin Cheol (KOR)	0	0	*0	1	1	1	*2	3	4	4	*4	5	6	6	*6	7	8	8	*9	10	11
3	CZUPER Rafal (POL)	0	1	*2	3	4	5	*5	5	6	7	*8	9	10	11							
	PARK Jin Cheol (KOR)	*0	0	0	0	*0	0	1	2	*2	2	2	2	*2	2							
4	CZUPER Rafal (POL)	*0	1	2	3	*3	3	4	4	*4	4	5	6	*6	7	8	9	*9	9	10	11	
	PARK Jin Cheol (KOR)	0	0	*0	0	1	2	*2	3	4	5	*5	5	6	6	*6	6	7	8	*8	8	
5	CZUPER Rafal (POL)	0	0	*0	1	1	2	*2	3	4	5	*6	7	8	8	*9	10	11				
	PARK Jin Cheol (KOR)	*0	1	2	2	*3	3	4	4	*4	4	4	4	*4	5	5	5	5				

### Note:

The "Greatest deficit overcome" only applies when the player ends up winning the game.

### Legend:

\* Server No. Number



## Detailed Team Match Results

チームの試合結果詳細

Poland (POL) 1 - 2 Republic of Korea (KOR)

Match 3: JAKIMCZUK Tomasz (POL) 1-3 CHA Soo Yong (KOR)

Match Summary		Match	Game 1	Game 2	Game 3	Game 4	Game 5
JAKIMCZUK Tomasz	POL	1	12	10	9	5	
CHA Soo Yong	KOR	3	10	12	11	11	
Duration		25min	6min	6min	6min	5min	

Team Match No.: 5 Table : 6 Umpires : PICHARDO Luz (DOM) KAMIYA Akiko (JPN)

Player Statistics	JAKIMCZUK Tomasz (POL)						CHA Soo Yong (KOR)					
	Game					Match	Game					Match
	1	2	3	4	5		1	2	3	4	5	
Points won	12	10	9	5		36	10	12	11	11		44
Biggest lead	3	1	-	-		3	3	2	3	6		6
Points won on own serve	7	3	4	3		17	6	4	5	6		21
Points lost on own serve	4	8	6	5		23	5	7	5	2		19
Most consecutive points won	4	3	2	2		4	6	3	3	4		6
Greatest deficit overcome	3	-	-	-		3	-	1	-	-		1
Handedness/Grip	/						/					

Game/Match Statistics	Game					Match
	1	2	3	4	5	
Longest rally (strokes)	11	9	11	11		11
Average rally	5	5	4	5		5

### Game Progress

1	JAKIMCZUK Tomasz (POL)	*0	1	2	3	*3	3	3	3	*3	3	4	4	*5	6	7	8	*8	9	9	9	*10	11	12
	CHA Soo Yong (KOR)	0	0	*0	0	1	2	*3	4	5	6	*6	7	7	7	*7	7	8	8	*9	10	10	*10	10
2	JAKIMCZUK Tomasz (POL)	0	0	*1	1	1	2	*3	4	4	5	*5	5	5	6	*7	7	8	9	*9	9	10	*10	10
	CHA Soo Yong (KOR)	*0	1	1	2	*3	3	3	3	*4	4	5	6	*7	7	7	8	*8	8	9	10	*10	11	12
3	JAKIMCZUK Tomasz (POL)	*0	0	0	1	*2	2	2	2	*3	3	4	5	*5	6	6	7	*7	8	9	9	9	9	9
	CHA Soo Yong (KOR)	0	1	*2	2	2	3	*4	5	5	6	*6	6	7	7	*8	8	9	9	*9	10	10	11	11
4	JAKIMCZUK Tomasz (POL)	0	0	*0	1	2	2	*2	2	2	3	*3	4	4	5	*5	5	5	5	5	5	5	5	5
	CHA Soo Yong (KOR)	*0	1	2	2	*2	3	4	5	*6	6	7	7	*8	8	9	10	10	10	10	10	10	10	10

### Note:

The "Greatest deficit overcome" only applies when the player ends up winning the game.

### Legend:

\* Server

No. Number



## Detailed Team Match Results

チームの試合結果詳細

Republic of Korea (KOR) 0 - 2 France (FRA)

Team Match No.: 6 Table : 6 Umpires : ZAKI Khaled (EGY) HIGASHIJIMA Masae (JPN)

Match 1			Match	Game 1	Game 2	Game 3	Game 4	Game 5
A/B	CHA SY / PARK JC	KOR	2	11	4	8	14	8
X/Y	LAMIRAULT F / MOLLIENS S	FRA	3	4	11	11	12	11
Duration of Match 1:			51min	5min	6min	9min	16min	11min

Match 2			Match	Game 1	Game 2	Game 3	Game 4	Game 5
A	CHA Soo Yong	KOR	1	5	12	5	6	
X	LAMIRAULT Fabien	FRA	3	11	10	11	11	
Duration of Match 2:			37min	7min	11min	6min	9min	

Duration of Team Match	1h32min
------------------------	---------

Player Statistics	Republic of Korea (KOR)			Team Match	France (FRA)			Team Match
	Match				Match			
	1	2	3		1	2	3	
Points won	45	28		73	49	43		92
Biggest lead	7	3		7	7	7		7
Points won on own serve	23	16		39	24	24		48
Points lost on own serve	25	19		44	22	12		34
Most consecutive points won	5	5		5	6	5		6
Greatest deficit overcome	2	2		2	2	2		2

Match/Team Match Statistics	Match			Team Match
	1	2	3	
Longest rally (strokes)	21	13		21
Average rally	6	4		5

**Note:**

The "Greatest deficit overcome" only applies when the player/pair ends up winning the game.

**Legend:**

No. Number



## Detailed Team Match Results

チームの試合結果詳細

Republic of Korea (KOR) 0 - 2 France (FRA)

### Match 1:

CHA Soo Yong / PARK Jin Cheol (KOR) 2-3 LAMIRAULT Fabien / MOLLIENS Stephane (FRA)

Match Summary		Match	Game 1	Game 2	Game 3	Game 4	Game 5
CHA Soo Yong / PARK JC	KOR	2	11	4	8	14	8
LAMIRAULT Fabien / MOLLIENS S	FRA	3	4	11	11	12	11
Duration		51min	5min	6min	9min	16min	11min

Team Match No.: 6 Table : 6 Umpires : ZAKI Khaled (EGY) HIGASHIJIMA Masae (JPN)

Player Statistics	CHA SY / PARK JC (KOR)						LAMIRAULT F / MOLLIENS S (FRA)					
	Game					Match	Game					Match
	1	2	3	4	5		1	2	3	4	5	
Points won	11	4	8	14	8	45	4	11	11	12	11	49
Biggest lead	7	1	1	2	2	7	1	7	3	2	3	7
Points won on own serve	5	1	4	11	2	23	1	5	5	10	3	24
Points lost on own serve	3	6	6	2	8	25	6	3	4	3	6	22
Most consecutive points won	5	1	3	3	3	5	1	6	3	3	4	6
Greatest deficit overcome	1	-	-	2	-	2	-	1	1	-	2	2
Handedness/Grip	/ - /						/ - /					

Game/Match Statistics	Game					Match
	1	2	3	4	5	
Longest rally (strokes)	15	13	21	18	21	21
Average rally	4	4	8	6	9	6

### Game Progress

1	CHA SY / PARK JC (KOR)	-*0	0	1	2	*-3	4	4	5	*-5	6	6	7	*-8	9	10	11							
	LAMIRAULT F / MOLLIENS S (FRA)	0	1	*-1	1	1	1	*-2	2	3	3	*-4	4	4	4	*-4	4							
2	CHA SY / PARK JC (KOR)	0	1	*-1	1	1	1	*-1	1	2	2	*-3	3	3	3	*-4	4							
	LAMIRAULT F / MOLLIENS S (FRA)	*-0	0	1	2	*-3	4	5	6	*-6	7	7	8	*-9	10	10	11							
3	CHA SY / PARK JC (KOR)	*-0	1	1	1	*-1	2	2	3	*-3	3	4	5	*-6	6	6	7	*-7	8	8	8			
	LAMIRAULT F / MOLLIENS S (FRA)	0	0	*-1	2	3	3	*-4	4	5	6	*-6	6	6	7	*-8	8	9	9	*-10	11			
4	CHA SY / PARK JC (KOR)	0	1	*-1	2	3	3	*-3	3	4	4	*-5	6	6	6	*-6	7	8	8	*-8	9	10	*-10	11
	LAMIRAULT F / MOLLIENS S (FRA)	*-0	0	1	1	*-1	2	3	4	*-4	5	5	5	*-6	7	8	8	*-8	9	10	10	*-10	11	*-11
		*-11	12	*-13	14																			
		12	*-12	12	12																			
5	CHA SY / PARK JC (KOR)	*-0	0	1	2	*-2	2	2	3	*-4	4	5	6	*-7	7	7	8	*-8	8	8	8	8		
	LAMIRAULT F / MOLLIENS S (FRA)	0	1	*-1	1	2	3	*-4	4	4	5	*-5	5	5	6	*-7	7	8	9	*-10	11			

### Note:

The "Greatest deficit overcome" only applies when the pair ends up winning the game.

### Legend:

\*- First player of pair is serving      \*- Second player of pair is serving      No. Number



## Detailed Team Match Results

チームの試合結果詳細

Republic of Korea (KOR) 0 - 2 France (FRA)

Match 2: CHA Soo Yong (KOR) 1-3 LAMIRAULT Fabien (FRA)

Match Summary		Match	Game 1	Game 2	Game 3	Game 4	Game 5
CHA Soo Yong	KOR	1	5	12	5	6	
LAMIRAULT Fabien	FRA	3	11	10	11	11	
Duration		37min	7min	11min	6min	9min	

Team Match No.: 6 Table : 6 Umpires : ZAKI Khaled (EGY) HIGASHIJIMA Masae (JPN)

Player Statistics	CHA Soo Yong (KOR)						LAMIRAULT Fabien (FRA)					
	Game					Match	Game					Match
	1	2	3	4	5		1	2	3	4	5	
Points won	5	12	5	6		28	11	10	11	11		43
Biggest lead	-	3	1	2		3	7	2	7	5		7
Points won on own serve	4	6	3	3		16	7	5	6	6		24
Points lost on own serve	4	5	5	5		19	1	6	2	3		12
Most consecutive points won	3	5	2	3		5	4	4	5	4		5
Greatest deficit overcome	-	2	-	-		2	-	-	1	2		2
Handedness/Grip	/						/					

Game/Match Statistics	Game					Match
	1	2	3	4	5	
Longest rally (strokes)	8	9	9	13		13
Average rally	4	3	4	4		4

### Game Progress

1	CHA Soo Yong (KOR)	*0	0	0	0	*0	1	1	1	*1	2	2	2	*3	4	5	5	5	LAMIRAULT Fabien (FRA)	0	1	*2	3	4	4	*5	6	7	7	*8	9	9	9	*9	10	11												
2	CHA Soo Yong (KOR)	0	0	*1	1	1	2	*3	4	5	6	*6	6	6	6	*7	8	8	8	*8	9	10	*11	12	LAMIRAULT Fabien (FRA)	*0	1	1	2	*3	3	3	3	*3	3	4	5	*6	7	7	7	*8	9	10	10	*10	10	10
3	CHA Soo Yong (KOR)	*0	1	1	1	*1	2	2	2	*2	2	2	3	*3	3	4	5	5	LAMIRAULT Fabien (FRA)	0	0	*1	2	3	3	*4	5	6	7	*8	8	9	10	*10	10	11												
4	CHA Soo Yong (KOR)	0	1	*1	2	2	2	*3	4	5	5	*5	5	5	6	*6	6	6	6	LAMIRAULT Fabien (FRA)	*0	0	1	1	*2	3	3	3	*3	4	5	6	*7	7	8	9	*10	11										

**Note:**  
The "Greatest deficit overcome" only applies when the player ends up winning the game.

**Legend:**  
\* Server  
No. Number



## Player Statistics

プレーヤーの統計

As of FRI 3 SEP 2021

Players	NPC Code	Matches				Games				Match Duration		
		Played	Won	Lost	%Won	Played	Won	Lost	%Won	All	Average	
CHA Soo Yong	KOR	2	1	1	50%	8	4	4	50%	1h2min	31min	
		Points Won				Points Lost						
		Total	Own Serve: 37			Most Consecutive: 6		Total	Own Serve: 38			Most Consecutive: 5
		72	Opp. Serve: 35			GDO: 2		79	Opp. Serve: 41			GLL: 3
CZUPER Rafal	POL	2	2	0	100%	9	6	3	67%	49min	25min	
		Points Won				Points Lost						
		Total	Own Serve: 53			Most Consecutive: 7		Total	Own Serve: 23			Most Consecutive: 6
		90	Opp. Serve: 37			GDO: 2		64	Opp. Serve: 41			GLL: 3
FALCO Federico	ITA	1	0	1	0%	3	0	3	0%	26min	26min	
		Points Won				Points Lost						
		Total	Own Serve: 14			Most Consecutive: 3		Total	Own Serve: 12			Most Consecutive: 6
		20	Opp. Serve: 6			GDO: 0		33	Opp. Serve: 21			GLL: 2
JAKIMCZUK Tomasz	POL	1	0	1	0%	4	1	3	25%	25min	25min	
		Points Won				Points Lost						
		Total	Own Serve: 17			Most Consecutive: 4		Total	Own Serve: 23			Most Consecutive: 6
		36	Opp. Serve: 19			GDO: 3		44	Opp. Serve: 21			GLL: 1
LAMIRAULT Fabien	FRA	2	2	0	100%	8	6	2	75%	1h19min	40min	
		Points Won				Points Lost						
		Total	Own Serve: 49			Most Consecutive: 6		Total	Own Serve: 24			Most Consecutive: 5
		84	Opp. Serve: 35			GDO: 2		59	Opp. Serve: 35			GLL: 2
LUDROVSKY Martin	SVK	2	1	1	50%	7	4	3	57%	1h8min	34min	
		Points Won				Points Lost						
		Total	Own Serve: 40			Most Consecutive: 6		Total	Own Serve: 22			Most Consecutive: 6
		64	Opp. Serve: 24			GDO: 2		61	Opp. Serve: 39			GLL: 2
NAZIROV Rasul	RPC	1	0	1	0%	4	1	3	25%	21min	21min	
		Points Won				Points Lost						
		Total	Own Serve: 14			Most Consecutive: 5		Total	Own Serve: 20			Most Consecutive: 7
		27	Opp. Serve: 13			GDO: 0		41	Opp. Serve: 21			GLL: 2





## Player Statistics

プレイヤーの統計

As of FRI 3 SEP 2021

Players	NPC Code	Matches				Games				Match Duration	
		Played	Won	Lost	%Won	Played	Won	Lost	%Won	All	Average
PARK Jin Cheol	KOR	2	1	1	50%	9	5	4	56%	56min	28min
		Points Won				Points Lost					
		Total	Own Serve: 48		Most Consecutive: 7		Total	Own Serve: 34		Most Consecutive: 6	
		78	Opp. Serve: 30		GDO: 3		81	Opp. Serve: 47		GLL: 2	
SASTRE Iker	ESP	Matches				Games				Match Duration	
		Played	Won	Lost	%Won	Played	Won	Lost	%Won	All	Average
		1	0	1	0%	4	1	3	25%	28min	28min
		Points Won				Points Lost					
Total	Own Serve: 15		Most Consecutive: 4		Total	Own Serve: 20		Most Consecutive: 7			
32	Opp. Serve: 17		GDO: 2		41	Opp. Serve: 21		GLL: 2			

**Note:**  
The "Greatest deficit overcome" only applies when the player ends up winning the game and "Greatest lead lost" only when losing.

**Legend:**  
**GDO** Greatest deficit overcome    **GLL** Greatest lead lost    **Opp.** Opponent's



## Tournament Statistics

トーナメントの統計

As of FRI 3 SEP 2021

Statistics	Quarterfinals	Semifinals	Finals	Total
<b>Team Matches</b>				
Total	3	2	1	6
Game Margin: 2:0	3 100%	1 50%	1 100%	5 83%
2:1		1 50%		1 17%
Invalid Results Mark				
Duration: Total	3h32min	3h17min	1h32min	8h21min
Longest	1h19min	1h47min	1h32min	1h47min
Shortest	56min	1h30min	1h32min	56min
Average	1h11min	1h39min	1h32min	1h24min
<b>Matches</b>				
Total	6	5	2	13
Game Margin: 3:0	2 33%			2 15%
3:1	2 33%	3 60%	1 50%	6 46%
3:2	2 33%	2 40%	1 50%	5 38%
Invalid Results Mark				
Duration: Total	3h8min	2h59min	1h28min	7h35min
Longest	46min	43min	51min	51min
Shortest	21min	25min	37min	21min
Average	31min	36min	44min	35min
<b>Games</b>				
Total	24	22	9	55
Point Margin: 11				
10				
9		2 9%		2 4%
8	1 4%	1 5%		2 4%
7	2 8%		2 22%	4 7%
6	5 21%	2 9%	2 22%	9 16%
5	5 21%		1 11%	6 11%
4	3 13%	2 9%		5 9%
3	3 13%	5 23%	2 22%	10 18%
2	5 21%	10 45%	2 22%	17 31%
Invalid Results Mark				
Duration: Total	2h42min	2h38min	1h20min	6h40min
Longest	12min	11min	16min	16min
Shortest	4min	3min	5min	3min
Average	7min	7min	9min	7min
<b>Points</b>				
Total	426	417	165	1008
Per game	17.75	18.95	18.33	18.33
Most consecutive won	8	7	6	8
Greatest deficit overcome	4	7	2	7
Longest rally	25	37	21	37
Average rally	5	5	5	5

**Note:**

The "Greatest deficit overcome" only applies when the player/pair ends up winning the game.



**Medallists**  
メダリスト

Medal	NPC	Name
GOLD	FRA - France	LAMIRAULT Fabien MOLLIENS Stephane
SILVER	KOR - Republic of Korea	CHA Soo Yong KIM Hyeon Uk PARK Jin Cheol
BRONZE	POL - Poland	CZUPER Rafal JAKIMCZUK Tomasz
	SVK - Slovakia	LUDROVSKY Martin RIAPOS Jan



Entry List by Event  
種目別エントリーリスト

As of SUN 29 AUG 2021

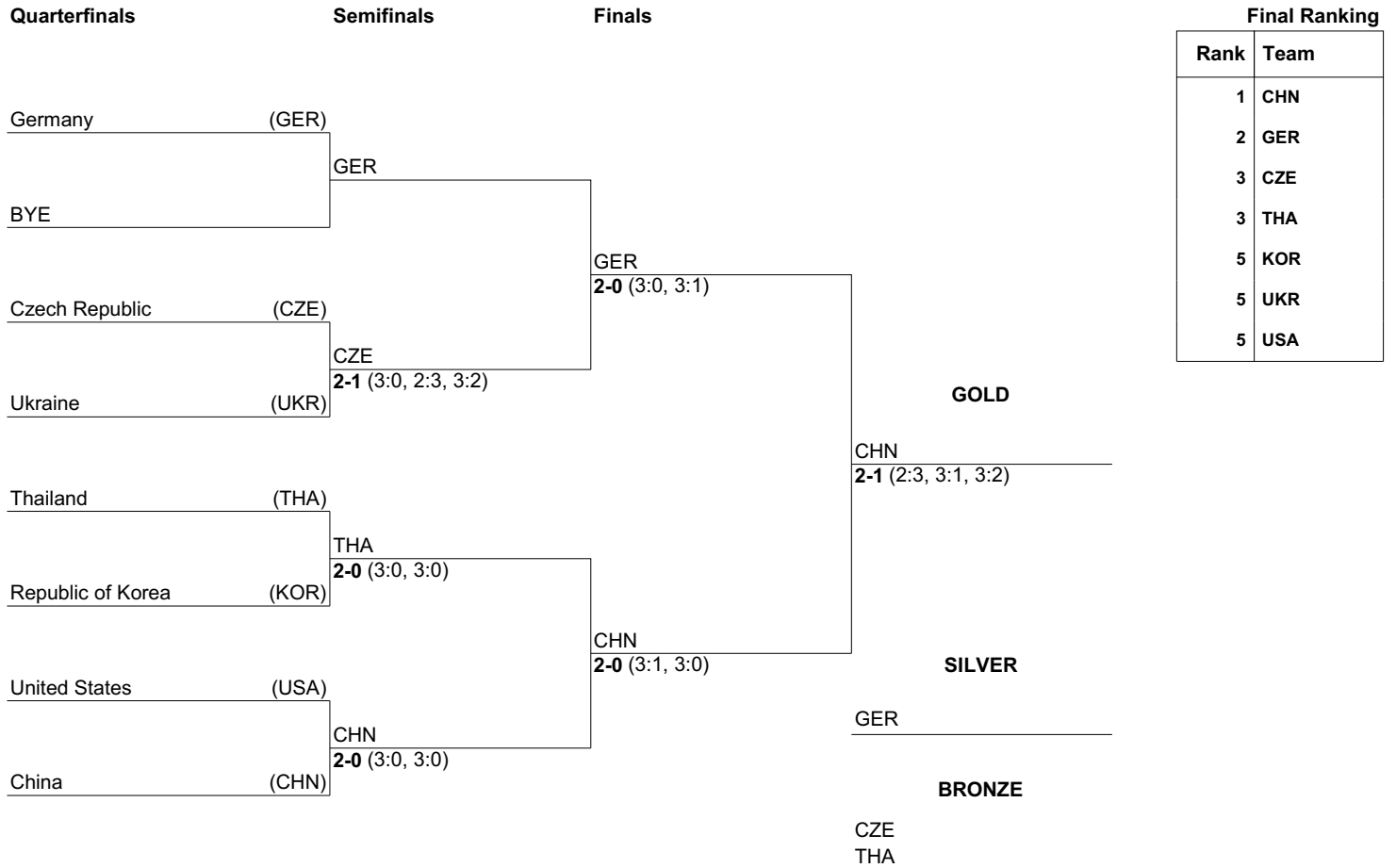
REVISED  
29 AUG 17:40

NPC	Name	Date of Birth
CHN - People's Republic of China	FENG Panfeng	20 DEC 1989
	ZHAI Xiang	3 DEC 1992
	ZHAO Ping	31 MAR 1965
CZE - Czech Republic	SUCHANEK Jiri	9 MAY 1982
	SVATOS Petr	31 AUG 1990
GER - Germany	BRUECHLE Thomas	29 JUL 1976
	SCHMIDBERGER Thomas	23 OCT 1991
KOR - Republic of Korea	JOO Young Dae	15 JAN 1973
	NAM Ki Won	26 MAY 1966
THA - Thailand	CHUEAWONG Thirayu	22 DEC 1998
	GLINBANCHEUN Yuttajak	20 DEC 1996
	LAOWONG Anurak	21 JAN 1982
UKR - Ukraine	PETRUNIV Vasyl	31 DEC 1973
	YEZYK Oleksandr	8 DEC 1972
USA - United States of America	GODFREY Michael	8 AUG 1964
	van EMBURGH Jenson	28 MAY 2000

REVISED Brazil team withdrawn from MT3.



Draw  
トーナメント表





## Detailed Team Match Results

チームの試合結果詳細

**Czech Republic (CZE) 2 - 1 Ukraine (UKR)**

Team Match No.: 1 Table : 6 Umpires : OH Yong Seng (SGP) RASINEN Asko (FIN)

Match 1			Match	Game 1	Game 2	Game 3	Game 4	Game 5
A/B	SUCHANEK J / SVATOS P	CZE	3	11	11	11		
X/Y	PETRUNIV V / YEZYK O	UKR	0	8	9	9		
Duration of Match 1:			28min	7min	8min	10min		

Match 2			Match	Game 1	Game 2	Game 3	Game 4	Game 5
A	SUCHANEK Jiri	CZE	2	11	11	7	5	10
X	PETRUNIV Vasyi	UKR	3	6	8	11	11	12
Duration of Match 2:			39min	6min	7min	7min	5min	10min

Match 3			Match	Game 1	Game 2	Game 3	Game 4	Game 5
B	SVATOS Petr	CZE	3	9	11	9	11	11
Y	YEZYK Oleksandr	UKR	2	11	5	11	8	8
Duration of Match 3:			45min	7min	6min	7min	9min	9min

Duration of Team Match	2h1min
------------------------	--------

Player Statistics	Czech Republic (CZE)				Ukraine (UKR)			
	Match			Team Match	Match			Team Match
	1	2	3		1	2	3	
Points won	33	44	51	128	26	48	43	117
Biggest lead	5	5	6	6	3	6	7	7
Points won on own serve	16	26	24	66	13	27	20	60
Points lost on own serve	13	21	23	57	17	18	27	62
Most consecutive points won	5	5	5	5	4	5	5	5
Greatest deficit overcome	3	3	4	4	-	3	1	3

Match/Team Match Statistics	Match			Team Match
	1	2	3	
Longest rally (strokes)	13	15	9	15
Average rally	5	5	4	4

**Note:**

The "Greatest deficit overcome" only applies when the player/pair ends up winning the game.

**Legend:**

No. Number



## Detailed Team Match Results

チームの試合結果詳細

Czech Republic (CZE) 2 - 1 Ukraine (UKR)

### Match 1:

SUCHANEK Jiri (CZE) 3-0 PETRUNIV Vasyl (UKR)  
SVATOS Petr (CZE) YEZYK Oleksandr (UKR)

Match Summary		Match	Game 1	Game 2	Game 3	Game 4	Game 5
SUCHANEK Jiri / SVATOS P	CZE	3	11	11	11		
PETRUNIV Vasyl / YEZYK O	UKR	0	8	9	9		
	Duration	28min	7min	8min	10min		

Team Match No.: 1 Table : 6 Umpires : OH Yong Seng (SGP) RASINEN Asko (FIN)

Player Statistics	SUCHANEK J / SVATOS P (CZE)						PETRUNIV V / YEZYK O (UKR)					
	Game					Match	Game					Match
	1	2	3	4	5		1	2	3	4	5	
Points won	11	11	11			33	8	9	9			26
Biggest lead	5	3	2			5	-	1	3			3
Points won on own serve	5	5	6			16	4	4	5			13
Points lost on own serve	4	5	4			13	6	6	5			17
Most consecutive points won	5	3	4			5	4	2	3			4
Greatest deficit overcome	-	1	3			3	-	-	-			-
Handedness/Grip	/ - /						/ - /					

Game/Match Statistics	Game					Match
	1	2	3	4	5	
Longest rally (strokes)	12	13	11			13
Average rally	5	5	5			5

### Game Progress

1	SUCHANEK J / SVATOS P (CZE)	0	1	*-2	3	4	5	*-5	6	6	6	*-6	6	7	7	*-8	8	8	9	*-10	11	
	PETRUNIV V / YEZYK O (UKR)	-*0	0	0	0	*-0	0	1	1	*-2	3	4	5	*-5	6	6	7	*-8	8	8	8	
2	SUCHANEK J / SVATOS P (CZE)	*-0	1	1	1	*-2	3	4	4	*-5	5	5	6	*-7	7	8	9	*-9	9	10	10	11
	PETRUNIV V / YEZYK O (UKR)	0	0	*-1	2	2	2	*-2	3	3	4	*-5	5	5	6	*-6	6	7	8	*-8	9	9
3	SUCHANEK J / SVATOS P (CZE)	0	0	*-0	1	2	2	*-2	2	3	4	*-5	5	5	6	*-6	7	8	9	*-10	10	11
	PETRUNIV V / YEZYK O (UKR)	-*0	1	2	2	*-2	3	4	5	*-5	5	5	6	*-7	7	8	8	*-8	8	8	8	9

### Note:

The "Greatest deficit overcome" only applies when the pair ends up winning the game.

### Legend:

\*- First player of pair is serving      -\* Second player of pair is serving      No. Number



## Detailed Team Match Results

チームの試合結果詳細

Czech Republic (CZE) 2 - 1 Ukraine (UKR)

Match 2:

SUCHANEK Jiri (CZE) 2-3 PETRUNIV Vasyi (UKR)

Match Summary		Match	Game 1	Game 2	Game 3	Game 4	Game 5
SUCHANEK Jiri	CZE	2	11	11	7	5	10
PETRUNIV Vasyi	UKR	3	6	8	11	11	12
Duration		39min	6min	7min	7min	5min	10min

Team Match No.: 1 Table : 6 Umpires : OH Yong Seng (SGP) RASINEN Asko (FIN)

Player Statistics	SUCHANEK Jiri (CZE)						PETRUNIV Vasyi (UKR)					
	Game					Match	Game					Match
	1	2	3	4	5		1	2	3	4	5	
Points won	11	11	7	5	10	44	6	8	11	11	12	48
Biggest lead	5	3	-	-	3	5	-	3	5	6	2	6
Points won on own serve	7	6	4	3	6	26	4	5	5	6	7	27
Points lost on own serve	2	3	6	5	5	21	4	5	3	2	4	18
Most consecutive points won	4	3	5	1	3	5	2	2	5	4	4	5
Greatest deficit overcome	-	3	-	-	-	3	-	-	-	-	3	3
Handedness/Grip	/						/					

Game/Match Statistics	Game					Match
	1	2	3	4	5	
Longest rally (strokes)	10	10	15	11	12	15
Average rally	5	5	5	4	5	5

### Game Progress

1	SUCHANEK Jiri (CZE)	*0	1	2	2	*3	4	5	6	*6	6	7	7	*8	8	9	10	*10	11					
	PETRUNIV Vasyi (UKR)	0	0	*0	1	1	1	*1	1	2	3	*3	4	4	5	*5	5	6	6					
2	SUCHANEK Jiri (CZE)	0	0	*0	1	1	2	*2	2	3	4	*5	5	6	7	*7	8	9	10	*10	11			
	PETRUNIV Vasyi (UKR)	*0	1	2	2	*3	3	4	5	*5	5	5	6	*6	6	7	7	*7	7	8	8			
3	SUCHANEK Jiri (CZE)	*0	0	0	0	*0	0	1	2	*3	4	5	5	*5	5	5	5	*6	7	7				
	PETRUNIV Vasyi (UKR)	0	1	*2	3	4	5	*5	5	5	5	*5	6	7	8	*9	10	10	10	11				
4	SUCHANEK Jiri (CZE)	0	0	*1	1	2	2	*3	3	3	3	*3	4	4	4	*4	5	5	5					
	PETRUNIV Vasyi (UKR)	*0	1	1	2	*2	3	3	4	*5	6	7	7	*8	9	10	10	11	11					
5	SUCHANEK Jiri (CZE)	*0	1	2	3	*3	3	4	5	*5	5	5	6	*7	8	8	8	*8	9	10	10	*10	10	10
	PETRUNIV Vasyi (UKR)	0	0	*0	0	1	2	*2	2	3	4	*5	5	5	5	*6	7	8	8	*8	9	10	*11	12

### Note:

The "Greatest deficit overcome" only applies when the player ends up winning the game.

### Legend:

\* Server

No. Number





## Detailed Team Match Results

チームの試合結果詳細

Czech Republic (CZE) 2 - 1 Ukraine (UKR)

Match 3: SVATOS Petr (CZE) 3-2 YEZYK Oleksandr (UKR)

Match Summary		Match	Game 1	Game 2	Game 3	Game 4	Game 5
SVATOS Petr	CZE	3	9	11	9	11	11
YEZYK Oleksandr	UKR	2	11	5	11	8	8
	Duration	45min	7min	6min	7min	9min	9min

Team Match No.: 1 Table : 6 Umpires : OH Yong Seng (SGP) RASINEN Asko (FIN)

Player Statistics	SVATOS Petr (CZE)						YEZYK Oleksandr (UKR)					
	Game					Match	Game					Match
	1	2	3	4	5		1	2	3	4	5	
Points won	9	11	9	11	11	51	11	5	11	8	8	43
Biggest lead	-	6	1	3	3	6	7	-	4	1	4	7
Points won on own serve	4	4	5	5	6	24	5	1	6	3	5	20
Points lost on own serve	6	4	5	5	3	23	5	7	4	6	5	27
Most consecutive points won	5	4	3	2	5	5	4	2	5	2	4	5
Greatest deficit overcome	-	-	-	1	4	4	-	-	1	-	-	1
Handedness/Grip	/						/					

Game/Match Statistics	Game					Match
	1	2	3	4	5	
Longest rally (strokes)	9	6	7	8	8	9
Average rally	4	4	4	4	3	4

### Game Progress

1	SVATOS Petr (CZE)	0	0	*0	0	0	1	*1	1	1	1	*2	2	3	4	*4	5	6	7	*8	9	9
	YEZYK Oleksandr (UKR)	*0	1	2	3	*4	4	5	6	*7	8	8	9	*9	9	10	10	*10	10	10	10	11
2	SVATOS Petr (CZE)	*0	1	1	2	*3	3	4	5	*6	7	7	7	*8	9	9	10	11				
	YEZYK Oleksandr (UKR)	0	0	*1	1	1	2	*2	2	2	2	*3	4	4	4	*5	5	5				
3	SVATOS Petr (CZE)	0	1	*1	1	1	1	*1	2	3	4	*4	5	5	5	*5	6	6	7	*8	9	9
	YEZYK Oleksandr (UKR)	*0	0	1	2	*3	4	5	5	*5	5	6	6	*7	8	9	9	*10	10	10	10	11
4	SVATOS Petr (CZE)	*0	1	1	1	*2	3	3	4	*5	5	5	6	*6	7	8	8	*9	9	10	11	
	YEZYK Oleksandr (UKR)	0	0	*1	2	2	2	*3	3	3	4	*5	5	6	6	*6	7	7	8	*8	8	
5	SVATOS Petr (CZE)	0	0	*0	0	0	1	*2	3	4	4	*4	5	6	7	*8	9	9	10	*10	11	
	YEZYK Oleksandr (UKR)	*0	1	2	3	*4	4	4	4	*4	5	6	6	*6	6	6	6	*7	7	8	8	

### Note:

The "Greatest deficit overcome" only applies when the player ends up winning the game.

### Legend:

\* Server

No. Number



## Detailed Team Match Results

チームの試合結果詳細

Republic of Korea (KOR) **0 - 2** Thailand (THA)

Team Match No.: 2 Table : 8 Umpires : HERMANS Michel (BEL) RIVERO Ernesto (VEN)

Match 1			Match	Game 1	Game 2	Game 3	Game 4	Game 5
A/B	JOO YD / NAM KW	KOR	0	4	1	1		
X/Y	GLINBANCHEUN Y / LAOWONG A	THA	3	11	11	11		
Duration of Match 1:			18min	9min	4min	4min		

Match 2			Match	Game 1	Game 2	Game 3	Game 4	Game 5
A	JOO Young Dae	KOR	0	2	1	3		
X	GLINBANCHEUN Yuttajak	THA	3	11	11	11		
Duration of Match 2:			10min	3min	3min	3min		

Duration of Team Match	34min
------------------------	-------

Player Statistics	Republic of Korea (KOR)			Team Match	Thailand (THA)			Team Match
	Match				Match			
	1	2	3		1	2	3	
Points won	6	6		12	33	33		66
Biggest lead	-	1		1	10	10		10
Points won on own serve	3	3		6	16	15		31
Points lost on own serve	17	18		35	3	3		6
Most consecutive points won	1	2		2	10	9		10
Greatest deficit overcome	-	-		-	-	1		1

Match/Team Match Statistics	Match			Team Match
	1	2	3	
Longest rally (strokes)	6	9		9
Average rally	3	3		3

**Note:**

The "Greatest deficit overcome" only applies when the player/pair ends up winning the game.

**Legend:**

No. Number



## Detailed Team Match Results

チームの試合結果詳細

Republic of Korea (KOR) **0 - 2** Thailand (THA)

**Match 1:** JOO Young Dae / NAM Ki Won (KOR) **0-3** GLINBANCHEUN Yuttajak / LAOWONG Anurak (THA)

Match Summary		Match	Game 1	Game 2	Game 3	Game 4	Game 5
JOO Young Dae / NAM KW	KOR	0	4	1	1		
GLINBANCHEUN Yuttajak / LAOWONG A	THA	3	11	11	11		
Duration		18min	9min	4min	4min		

Team Match No.: 2 Table : 8 Umpires : HERMANS Michel (BEL) RIVERO Ernesto (VEN)

Player Statistics	JOO YD / NAM KW (KOR)					Match	GLINBANCHEUN Y / LAOWONG A (THA)					Match
	Game						Game					
	1	2	3	4	5		1	2	3	4	5	
Points won	4	1	1			6	11	11	11			33
Biggest lead	-	-	-			-	7	10	10			10
Points won on own serve	3	0	0			3	6	5	5			16
Points lost on own serve	5	6	6			17	1	1	1			3
Most consecutive points won	1	1	1			1	5	8	10			10
Greatest deficit overcome	-	-	-			-	-	-	-			-
Handedness/Grip	/ - /						/ - /					

Game/Match Statistics	Game					Match
	1	2	3	4	5	
Longest rally (strokes)	5	6	5			6
Average rally	3	3	3			3

### Game Progress

1	JOO YD / NAM KW (KOR)	*-0	0	0	0	-*0	0	1	1	*-2	2	3	3	-*3	4	4	4
	GLINBANCHEUN Y / LAOWONG A (THA)	0	1	*-2	3	4	5	-*5	6	6	7	*-7	8	9	9	-*10	11
2	JOO YD / NAM KW (KOR)	0	0	*-0	0	0	0	-*0	0	0	1	*-1	1	1			
	GLINBANCHEUN Y / LAOWONG A (THA)	*-0	1	2	3	-*4	5	6	7	*-8	8	9	10	11			
3	JOO YD / NAM KW (KOR)	*-0	0	0	0	-*0	0	0	0	*-0	0	0	1	1			
	GLINBANCHEUN Y / LAOWONG A (THA)	0	1	*-2	3	4	5	-*6	7	8	9	*-10	10	11			

**Note:**  
The "Greatest deficit overcome" only applies when the pair ends up winning the game.

**Legend:**  
\*- First player of pair is serving      \*- Second player of pair is serving      No. Number



## Detailed Team Match Results

チームの試合結果詳細

Republic of Korea (KOR) **0 - 2** Thailand (THA)

**Match 2:** JOO Young Dae (KOR) **0-3** GLINBANCHEUN Yuttajak (THA)

Match Summary		Match	Game 1	Game 2	Game 3	Game 4	Game 5
JOO Young Dae	KOR	0	2	1	3		
GLINBANCHEUN Yuttajak	THA	3	11	11	11		
Duration		10min	3min	3min	3min		

Team Match No.: 2 Table : 8 Umpires : HERMANS Michel (BEL) RIVERO Ernesto (VEN)

Player Statistics	JOO Young Dae (KOR)						GLINBANCHEUN Yuttajak (THA)					
	Game					Match	Game					Match
	1	2	3	4	5		1	2	3	4	5	
Points won	2	1	3			6	11	11	11			33
Biggest lead	-	-	1			1	9	10	8			10
Points won on own serve	1	0	2			3	5	5	5			15
Points lost on own serve	6	6	6			18	1	1	1			3
Most consecutive points won	1	1	2			2	9	7	9			9
Greatest deficit overcome	-	-	-			-	-	-	1			1
Handedness/Grip	/						/					

Game/Match Statistics	Game					Match
	1	2	3	4	5	
Longest rally (strokes)	6	4	9			9
Average rally	4	3	4			3

### Game Progress

1	JOO Young Dae (KOR)	*0	0	1	1	*2	2	2	2	*2	2	2	2	*2	2
	GLINBANCHEUN Yuttajak (THA)	0	1	*1	2	2	3	*4	5	6	7	*8	9	10	11
2	JOO Young Dae (KOR)	0	0	*0	0	0	1	*1	1	1	1	*1	1	1	
	GLINBANCHEUN Yuttajak (THA)	*0	1	2	3	*4	4	5	6	*7	8	9	10	11	
3	JOO Young Dae (KOR)	*0	1	1	1	*2	3	3	3	*3	3	3	3	*3	3
	GLINBANCHEUN Yuttajak (THA)	0	0	*1	2	2	2	*3	4	5	6	*7	8	9	10

**Note:**  
The "Greatest deficit overcome" only applies when the player ends up winning the game.

**Legend:**  
\* Server  
No. Number



## Detailed Team Match Results

チームの試合結果詳細

United States of America (USA) 0 - 2 People's Republic of China (CHN)

Team Match No.: 3 Table : 5 Umpires : FUKUDA Tomoko (JPN) DAIRA Hiroe (JPN)

Match 1			Match	Game 1	Game 2	Game 3	Game 4	Game 5
A/B	van EMBURGH J / GODFREY M	USA	0	2	2	9		
X/Z	FENG P / ZHAO P	CHN	3	11	11	11		
Duration of Match 1:			19min	5min	5min	8min		

Match 2			Match	Game 1	Game 2	Game 3	Game 4	Game 5
A	van EMBURGH Jenson	USA	0	7	3	4		
X	FENG Panfeng	CHN	3	11	11	11		
Duration of Match 2:			15min	6min	4min	5min		

Duration of Team Match	43min
------------------------	-------

Player Statistics	United States of America (USA)			Team Match	People's Republic of China (CHN)			Team Match
	Match				Match			
	1	2	3		1	2	3	
Points won	13	14		27	33	33		66
Biggest lead	1	2		2	9	8		9
Points won on own serve	9	5		14	19	15		34
Points lost on own serve	14	18		32	4	9		13
Most consecutive points won	3	2		3	8	6		8
Greatest deficit overcome	-	-		-	1	2		2

Match/Team Match Statistics	Match			Team Match
	1	2	3	
Longest rally (strokes)	12	24		24
Average rally	4	6		5

**Note:**

The "Greatest deficit overcome" only applies when the player/pair ends up winning the game.

**Legend:**

No. Number



## Detailed Team Match Results

チームの試合結果詳細

United States of America (USA) 0 - 2 People's Republic of China (CHN)

### Match 1:

van EMBURGH Jenson / GODFREY Michael (USA) 0-3 FENG Panfeng / ZHAO Ping (CHN)

Match Summary		Match	Game 1	Game 2	Game 3	Game 4	Game 5
van EMBURGH Jenson / GODFREY M	USA	0	2	2	9		
FENG Panfeng / ZHAO P	CHN	3	11	11	11		
	Duration	19min	5min	5min	8min		

Team Match No.: 3 Table : 5 Umpires : FUKUDA Tomoko (JPN) DAIRA Hiroe (JPN)

Player Statistics	van EMBURGH J / GODFREY M (USA)						FENG P / ZHAO P (CHN)					
	Game					Match	Game					Match
	1	2	3	4	5		1	2	3	4	5	
Points won	2	2	9			13	11	11	11			33
Biggest lead	1	1	1			1	9	9	2			9
Points won on own serve	1	2	6			9	6	6	7			19
Points lost on own serve	5	5	4			14	1	0	3			4
Most consecutive points won	1	1	3			3	6	8	3			8
Greatest deficit overcome	-	-	-			-	1	1	1			1
Handedness/Grip	/ - /						/ - /					

Game/Match Statistics	Game					Match
	1	2	3	4	5	
Longest rally (strokes)	7	9	12			12
Average rally	4	4	4			4

### Game Progress

1	van EMBURGH J / GODFREY M (USA)	0	1	*-1	1	1	1	*-1	1	2	2	*-2	2	2	2							
	FENG P / ZHAO P (CHN)	-*0	0	1	2	*-3	4	5	6	*-6	7	8	9	*-10	11							
2	van EMBURGH J / GODFREY M (USA)	*-0	1	1	1	*-1	1	1	1	*-1	1	2	2	*-2	2							
	FENG P / ZHAO P (CHN)	0	0	*-1	2	3	4	*-5	6	7	8	*-8	9	10	11							
3	van EMBURGH J / GODFREY M (USA)	0	1	*-1	2	2	2	*-2	3	4	5	*-5	6	6	6	*-6	7	8	9	*-9	9	9
	FENG P / ZHAO P (CHN)	-*0	0	1	1	*-2	3	4	4	*-4	4	5	5	*-6	7	8	8	*-8	8	9	10	11

### Note:

The "Greatest deficit overcome" only applies when the pair ends up winning the game.

### Legend:

\*- First player of pair is serving      -\* Second player of pair is serving      No. Number



## Detailed Team Match Results

チームの試合結果詳細

United States of America (USA) 0 - 2 People's Republic of China (CHN)

Match 2: van EMBURGH Jenson (USA) 0-3 FENG Panfeng (CHN)

Match Summary		Match	Game 1	Game 2	Game 3	Game 4	Game 5
van EMBURGH Jenson	USA	0	7	3	4		
FENG Panfeng	CHN	3	11	11	11		
	Duration	15min	6min	4min	5min		

Team Match No.: 3 Table : 5 Umpires : FUKUDA Tomoko (JPN) DAIRA Hiroe (JPN)

Player Statistics	van EMBURGH Jenson (USA)						FENG Panfeng (CHN)					
	Game					Match	Game					Match
	1	2	3	4	5		1	2	3	4	5	
Points won	7	3	4			14	11	11	11			33
Biggest lead	2	1	1			2	4	8	7			8
Points won on own serve	1	2	2			5	4	5	6			15
Points lost on own serve	7	6	5			18	6	1	2			9
Most consecutive points won	2	1	1			2	3	5	6			6
Greatest deficit overcome	-	-	-			-	2	1	1			2
Handedness/Grip	/						/					

Game/Match Statistics	Game					Match
	1	2	3	4	5	
Longest rally (strokes)	24	10	18			24
Average rally	7	5	6			6

### Game Progress

1	van EMBURGH Jenson (USA)	0	1	*2	2	2	3	*3	3	3	4	*5	5	5	5	*6	7	7	7	7
	FENG Panfeng (CHN)	*0	0	0	1	*2	2	3	4	*5	5	5	6	*7	8	8	8	*9	10	11
2	van EMBURGH Jenson (USA)	*0	1	1	1	*2	2	2	2	*2	2	3	3	*3	3	3				
	FENG Panfeng (CHN)	0	0	*1	2	2	3	*4	5	6	7	*7	8	9	10	11				
3	van EMBURGH Jenson (USA)	0	1	*1	1	2	2	*2	2	2	2	*2	3	3	3	*4	4			
	FENG Panfeng (CHN)	*0	0	1	2	*2	3	4	5	*6	7	8	8	*9	10	10	11			

### Note:

The "Greatest deficit overcome" only applies when the player ends up winning the game.

### Legend:

\* Server

No. Number



## Detailed Team Match Results

チームの試合結果詳細

Czech Republic (CZE) 0 - 2 Germany (GER)

Team Match No.: 4 Table : 6 Umpires : DAIRA Hiroe (JPN) ZAKI Khaled (EGY)

Match 1			Match	Game 1	Game 2	Game 3	Game 4	Game 5
A/B	SVATOS P / SUCHANEK J	CZE	0	7	8	3		
X/Y	BRUECHLE T / SCHMIDBERGER T	GER	3	11	11	11		
Duration of Match 1:			20min	6min	7min	5min		

Match 2			Match	Game 1	Game 2	Game 3	Game 4	Game 5
A	SVATOS Petr	CZE	1	3	11	6	4	
X	BRUECHLE Thomas	GER	3	11	8	11	11	
Duration of Match 2:			21min	4min	5min	5min	6min	

Duration of Team Match			44min
------------------------	--	--	-------

Player Statistics	Czech Republic (CZE)			Team Match	Germany (GER)			Team Match
	Match				Match			
	1	2	3		1	2	3	
Points won	18	24		42	33	41		74
Biggest lead	5	4		5	8	8		8
Points won on own serve	13	13		26	19	21		40
Points lost on own serve	14	20		34	5	11		16
Most consecutive points won	3	4		4	7	5		7
Greatest deficit overcome	-	1		1	5	1		5

Match/Team Match Statistics	Match			Team Match
	1	2	3	
Longest rally (strokes)	20	14		20
Average rally	5	5		5

**Note:**

The "Greatest deficit overcome" only applies when the player/pair ends up winning the game.

**Legend:**

No. Number





## Detailed Team Match Results

チームの試合結果詳細

Czech Republic (CZE) 0 - 2 Germany (GER)

### Match 1:

SVATOS Petr / SUCHANEK Jiri (CZE) 0-3 BRUECHLE Thomas / SCHMIDBERGER Thomas (GER)

Match Summary		Match	Game 1	Game 2	Game 3	Game 4	Game 5
SVATOS Petr / SUCHANEK J	CZE	0	7	8	3		
BRUECHLE Thomas / SCHMIDBERGER T	GER	3	11	11	11		
Duration		20min	6min	7min	5min		

Team Match No.: 4 Table : 6 Umpires : DAIRA Hiroe (JPN) ZAKI Khaled (EGY)

Player Statistics	SVATOS P / SUCHANEK J (CZE)					Match	BRUECHLE T / SCHMIDBERGER T (GER)					Match
	Game						Game					
	1	2	3	4	5		1	2	3	4	5	
Points won	7	8	3			18	11	11	11			33
Biggest lead	-	5	1			5	5	3	8			8
Points won on own serve	5	5	3			13	6	7	6			19
Points lost on own serve	5	4	5			14	2	3	0			5
Most consecutive points won	2	3	1			3	5	5	7			7
Greatest deficit overcome	-	-	-			-	-	5	1			5
Handedness/Grip	/ - /						/ - /					

Game/Match Statistics	Game					Match
	1	2	3	4	5	
Longest rally (strokes)	20	13	8			20
Average rally	6	5	4			5

### Game Progress

1	SVATOS P / SUCHANEK J (CZE)	-*0	0	1	1	*-1	2	2	3	*-3	4	5	5	*-5	5	5	5	*-6	7	7	
	BRUECHLE T / SCHMIDBERGER T (GER)	0	1	*-1	2	3	*-4	4	5	5	*-5	6	7	8	*-9	10	10	10	10	11	
2	SVATOS P / SUCHANEK J (CZE)	0	1	*-1	2	3	4	*-4	5	6	7	*-7	7	7	7	*-7	8	8	8	*-8	8
	BRUECHLE T / SCHMIDBERGER T (GER)	*-0	0	1	1	*-1	1	2	2	*-2	2	3	4	*-5	6	7	7	*-8	9	10	11
3	SVATOS P / SUCHANEK J (CZE)	-*0	1	1	1	*-1	1	1	1	*-1	2	2	2	*-2	3	3					
	BRUECHLE T / SCHMIDBERGER T (GER)	0	0	*-1	2	3	4	*-5	6	7	7	*-8	9	10	10	11					

### Note:

The "Greatest deficit overcome" only applies when the pair ends up winning the game.

### Legend:

\*- First player of pair is serving      \*- Second player of pair is serving      No. Number



## Detailed Team Match Results

チームの試合結果詳細

Czech Republic (CZE) **0 - 2** Germany (GER)

**Match 2:** SVATOS Petr (CZE) **1-3** BRUECHLE Thomas (GER)

Match Summary		Match	Game 1	Game 2	Game 3	Game 4	Game 5
SVATOS Petr	CZE	1	3	11	6	4	
BRUECHLE Thomas	GER	3	11	8	11	11	
Duration		21min	4min	5min	5min	6min	

Team Match No.: 4 Table : 6 Umpires : DAIRA Hiroe (JPN) ZAKI Khaled (EGY)

Player Statistics	SVATOS Petr (CZE)						BRUECHLE Thomas (GER)					
	Game					Match	Game					Match
	1	2	3	4	5		1	2	3	4	5	
Points won	3	11	6	4		24	11	8	11	11		41
Biggest lead	-	4	1	-		4	8	1	5	7		8
Points won on own serve	2	5	3	3		13	5	4	5	7		21
Points lost on own serve	6	4	6	4		20	1	6	3	1		11
Most consecutive points won	2	4	1	2		4	5	2	5	3		5
Greatest deficit overcome	-	1	-	-		1	-	-	1	-		1
Handedness/Grip	/						/					

Game/Match Statistics	Game					Match
	1	2	3	4	5	
Longest rally (strokes)	7	10	14	14		14
Average rally	4	5	5	5		5

### Game Progress

1	SVATOS Petr (CZE)	*0	0	0	0	*0	1	2	2	*2	2	2	2	*3	3	3	BRUECHLE Thomas (GER)	0	1	*2	3	4	4	*4	5	6	7	*8	9	9	10	11										
2	SVATOS Petr (CZE)	0	1	*1	1	2	3	*3	4	5	6	*7	7	7	8	*9	9	10	10	*10	11	BRUECHLE Thomas (GER)	*0	0	1	2	*2	2	3	3	*3	3	3	4	*5	5	5	6	*6	7	8	8
3	SVATOS Petr (CZE)	*0	1	1	2	*2	3	3	3	*3	3	3	4	*4	4	5	5	*6	6	BRUECHLE Thomas (GER)	0	0	*1	1	2	2	*3	4	5	6	*7	7	8	9	*9	10	10	11				
4	SVATOS Petr (CZE)	0	0	*0	0	1	2	*2	2	3	3	*3	3	4	4	*4	4	BRUECHLE Thomas (GER)	*0	1	2	3	*3	3	4	5	*5	6	7	8	*8	9	10	11								

**Note:**  
The "Greatest deficit overcome" only applies when the player ends up winning the game.

**Legend:**  
\* Server  
No. Number



## Detailed Team Match Results

チームの試合結果詳細

Thailand (THA) 0 - 2 People's Republic of China (CHN)

Team Match No.: 5 Table : 5 Umpires : IBA Yoko (JPN) IGARASHI Kumiko (JPN)

Match 1			Match	Game 1	Game 2	Game 3	Game 4	Game 5
A/B	LAOWONG A / GLINBANCHEUN Y	THA	1	6	17	6	10	
X/Y	FENG P / ZHAI X	CHN	3	11	15	11	12	
Duration of Match 1:			49min	7min	18min	9min	11min	

Match 2			Match	Game 1	Game 2	Game 3	Game 4	Game 5
A	LAOWONG Anurak	THA	0	7	14	4		
X	FENG Panfeng	CHN	3	11	16	11		
Duration of Match 2:			26min	6min	11min	7min		

Duration of Team Match	1h19min
------------------------	---------

Player Statistics	Thailand (THA)			Team Match	People's Republic of China (CHN)			Team Match
	Match				Match			
	1	2	3		1	2	3	
Points won	39	25		64	49	38		87
Biggest lead	5	1		5	5	7		7
Points won on own serve	20	14		34	26	19		45
Points lost on own serve	23	19		42	19	11		30
Most consecutive points won	5	4		5	6	5		6
Greatest deficit overcome	1	-		1	1	1		1

Match/Team Match Statistics	Match			Team Match
	1	2	3	
Longest rally (strokes)	50	15		50
Average rally	13	5		10

**Note:**

The "Greatest deficit overcome" only applies when the player/pair ends up winning the game.

**Legend:**

No. Number



## Detailed Team Match Results

チームの試合結果詳細

Thailand (THA) **0 - 2** People's Republic of China (CHN)

### Match 1:

LAOWONG Anurak (THA) **1-3** FENG Panfeng (CHN)  
GLINBANACHEUN Yuttajak (THA) ZHAI Xiang (CHN)

#### Match Summary

	Match	Game 1	Game 2	Game 3	Game 4	Game 5
LAOWONG Anurak / GLINBANACHEUN Y	THA 1	6	17	6	10	
FENG Panfeng / ZHAI X	CHN 3	11	15	11	12	
	Duration	49min	7min	18min	9min	11min

Team Match No.: 5 Table : 5 Umpires : IBA Yoko (JPN) IGARASHI Kumiko (JPN)

Player Statistics	LAOWONG A / GLINBANACHEUN Y (THA)						FENG P / ZHAI X (CHN)					
	Game					Match	Game					Match
	1	2	3	4	5		1	2	3	4	5	
Points won	6	17	6	10		39	11	15	11	12		49
Biggest lead	1	5	1	1		5	5	1	5	4		5
Points won on own serve	3	9	3	5		20	6	8	6	6		26
Points lost on own serve	5	7	5	6		23	3	8	3	5		19
Most consecutive points won	1	5	3	2		5	3	6	4	4		6
Greatest deficit overcome	-	1	-	-		1	1	-	1	1		1
Handedness/Grip	/ - /						/ - /					

Game/Match Statistics	Game					Match
	1	2	3	4	5	
Longest rally (strokes)	25	46	50	34		50
Average rally	13	13	15	12		13

#### Game Progress

1	LAOWONG A / GLINBANACHEUN Y (THA)	0	1	*-1	1	1	2	*-2	3	3	3	*-4	4	5	5	*-5	6	6	6					
	FENG P / ZHAI X (CHN)	*-0	0	1	2	*-3	3	4	4	*-5	6	6	7	*-7	8	9	9	*-10	11					
2	LAOWONG A / GLINBANACHEUN Y (THA)	*-0	1	2	3	*-3	3	4	4	*-4	5	6	7	*-8	9	9	9	*-9	9	9	9	*-10	10	*-11
	FENG P / ZHAI X (CHN)	0	0	*-0	0	1	2	*-2	3	4	4	*-4	4	4	4	*-5	6	7	8	*-9	10	10	*-11	11
		12	*-12	13	*-13	13	*-14	14	*-15	16	17													
		*-11	12	*-12	13	*-14	14	*-15	15	*-15	15													
3	LAOWONG A / GLINBANACHEUN Y (THA)	0	0	*-0	1	2	3	*-3	3	3	4	*-5	5	5	5	*-5	6	6	6					
	FENG P / ZHAI X (CHN)	*-0	1	2	2	*-2	2	3	4	*-5	5	5	6	*-7	8	9	9	*-10	11					
4	LAOWONG A / GLINBANACHEUN Y (THA)	*-0	0	1	2	*-2	2	3	3	*-4	4	4	4	*-4	5	6	6	*-7	8	8	9	*-10	10	10
	FENG P / ZHAI X (CHN)	0	1	*-1	1	2	3	*-3	4	4	5	*-6	7	8	8	*-8	9	9	9	*-10	10	10	*-11	12

#### Note:

The "Greatest deficit overcome" only applies when the pair ends up winning the game.

#### Legend:

\*- First player of pair is serving      \*- Second player of pair is serving      No. Number



## Detailed Team Match Results

チームの試合結果詳細

Thailand (THA) **0 - 2** People's Republic of China (CHN)

**Match 2:** LAOWONG Anurak (THA) **0-3** FENG Panfeng (CHN)

Match Summary		Match	Game 1	Game 2	Game 3	Game 4	Game 5
LAOWONG Anurak	THA	0	7	14	4		
FENG Panfeng	CHN	3	11	16	11		
Duration		26min	6min	11min	7min		

Team Match No.: 5 Table : 5 Umpires : IBA Yoko (JPN) IGARASHI Kumiko (JPN)

Player Statistics	LAOWONG Anurak (THA)						FENG Panfeng (CHN)					
	Game					Match	Game					Match
	1	2	3	4	5		1	2	3	4	5	
Points won	7	14	4			25	11	16	11			38
Biggest lead	1	1	-			1	5	3	7			7
Points won on own serve	4	7	3			14	5	8	6			19
Points lost on own serve	6	8	5			19	3	7	1			11
Most consecutive points won	2	4	1			4	5	3	4			5
Greatest deficit overcome	-	-	-			-	1	1	-			1
Handedness/Grip	/						/					

Game/Match Statistics	Game					Match
	1	2	3	4	5	
Longest rally (strokes)	13	11	15			15
Average rally	5	5	5			5

### Game Progress

1	LAOWONG Anurak (THA)	*0	1	1	2	*2	2	3	3	*3	3	3	3	*4	4	5	5	*6	7	7				
	FENG Panfeng (CHN)	0	0	*1	1	2	3	*3	4	5	6	*7	8	8	9	*9	10	10	10	11				
2	LAOWONG Anurak (THA)	0	0	*1	2	2	3	*3	4	4	5	*5	5	5	6	*6	6	7	8	*9	10	10	*11	11
	FENG Panfeng (CHN)	*0	1	1	1	*2	2	3	3	*4	4	5	6	*7	7	8	9	*9	9	9	9	*10	10	*11
		*11	12	*12	13	*13	14	*14	14															
		12	*12	13	*13	14	*14	15	16															
3	LAOWONG Anurak (THA)	*0	0	1	1	*1	1	1	2	*2	3	3	3	*3	4	4	4							
	FENG Panfeng (CHN)	0	1	*1	2	3	4	*5	5	6	6	*7	8	9	9	*10	11							

**Note:**  
The "Greatest deficit overcome" only applies when the player ends up winning the game.

**Legend:**  
\* Server  
No. Number



## Detailed Team Match Results

チームの試合結果詳細

China (CHN) 2 - 1 Germany (GER)

Team Match No.: 6 Table : 6 Umpires : DZIOBA Grzegorz (CAN) KRMEJ Milana (SLO)

Match 1			Match	Game 1	Game 2	Game 3	Game 4	Game 5
A/B	FENG P / ZHAI X	CHN	2	8	13	11	11	9
X/Y	BRUECHLE T / SCHMIDBERGER T	GER	3	11	15	4	7	11
Duration of Match 1:			47min	8min	11min	6min	7min	12min

Match 2			Match	Game 1	Game 2	Game 3	Game 4	Game 5
A	FENG Panfeng	CHN	3	11	11	11	11	
X	BRUECHLE Thomas	GER	1	13	3	8	9	
Duration of Match 2:			30min	8min	5min	8min	8min	

Match 3			Match	Game 1	Game 2	Game 3	Game 4	Game 5
B	ZHAI Xiang	CHN	3	7	10	11	11	11
Y	SCHMIDBERGER Thomas	GER	2	11	12	4	4	4
Duration of Match 3:			33min	5min	7min	5min	5min	7min

Duration of Team Match	1h59min
------------------------	---------

Player Statistics	China (CHN)				Germany (GER)			
	Match			Team Match	Match			Team Match
	1	2	3		1	2	3	
Points won	52	44	50	146	48	33	35	116
Biggest lead	7	8	7	8	3	4	7	7
Points won on own serve	25	24	26	75	23	18	17	58
Points lost on own serve	25	15	18	58	27	20	24	71
Most consecutive points won	6	7	8	8	5	4	5	5
Greatest deficit overcome	1	4	1	4	3	2	6	6

Match/Team Match Statistics	Match			Team Match
	1	2	3	
Longest rally (strokes)	33	29	44	44
Average rally	11	6	9	9

**Note:**

The "Greatest deficit overcome" only applies when the player/pair ends up winning the game.

**Legend:**

No. Number



### Detailed Team Match Results

チームの試合結果詳細

China (CHN) 2 - 1 Germany (GER)

#### Match 1:

FENG Panfeng / ZHAI Xiang (CHN) 2-3 BRUECHLE Thomas / SCHMIDBERGER Thomas (GER)

#### Match Summary

		Match	Game 1	Game 2	Game 3	Game 4	Game 5
FENG Panfeng / ZHAI X	CHN	2	8	13	11	11	9
BRUECHLE Thomas / SCHMIDBERGER T	GER	3	11	15	4	7	11
	Duration	47min	8min	11min	6min	7min	12min

Team Match No.: 6 Table : 6 Umpires : DZIOBA Grzegorz (CAN) KRMEJ Milana (SLO)

Player Statistics	FENG P / ZHAI X (CHN)						BRUECHLE T / SCHMIDBERGER T (GER)					
	Game					Match	Game					Match
	1	2	3	4	5		1	2	3	4	5	
Points won	8	13	11	11	9	52	11	15	4	7	11	48
Biggest lead	-	1	7	6	3	7	3	2	1	1	3	3
Points won on own serve	4	6	6	5	4	25	5	7	2	4	5	23
Points lost on own serve	6	8	2	3	6	25	4	7	5	6	5	27
Most consecutive points won	2	3	5	5	6	6	3	3	1	2	5	5
Greatest deficit overcome	-	-	1	1	-	1	-	1	-	-	3	3
Handedness/Grip	/ - /						/ - /					

Game/Match Statistics	Game					Match
	1	2	3	4	5	
Longest rally (strokes)	25	24	33	24	33	33
Average rally	13	8	9	10	13	11

#### Game Progress

1	FENG P / ZHAI X (CHN)	-*0	0	0	1	*-2	2	3	3	*-4	4	5	5	*-5	6	7	7	*-8	8	8	8			
	BRUECHLE T / SCHMIDBERGER T (GER)	0	1	*-2	2	2	3	*-3	4	4	5	*-5	6	7	7	*-7	8	8	9	*-10	11			
2	FENG P / ZHAI X (CHN)	0	0	*-1	2	2	2	*-2	3	3	4	*-5	5	5	6	*-6	7	7	8	*-9	10	10	*-10	11
	BRUECHLE T / SCHMIDBERGER T (GER)	*-0	1	1	1	*-2	3	4	4	*-5	5	5	6	*-7	7	8	8	*-9	9	9	9	*-10	11	*-11
			*-11	12	*-13	13	*-13	13																
			12	*-12	12	*-13	14	15																
3	FENG P / ZHAI X (CHN)	*-0	0	1	1	*-2	3	4	5	*-5	6	7	8	*-9	10	10	11							
	BRUECHLE T / SCHMIDBERGER T (GER)	0	1	*-1	2	2	2	*-2	2	3	3	*-3	3	3	3	*-4	4							
4	FENG P / ZHAI X (CHN)	0	0	*-1	2	2	3	*-4	4	5	6	*-7	8	9	9	*-9	10	10	10	10	11			
	BRUECHLE T / SCHMIDBERGER T (GER)	*-0	1	1	1	*-2	2	2	3	*-3	3	3	3	*-3	4	5	5	*-6	7	7				
5	FENG P / ZHAI X (CHN)	*-0	0	0	0	*-1	1	2	3	*-4	5	6	7	*-7	8	8	8	*-8	8	8	9	9		
	BRUECHLE T / SCHMIDBERGER T (GER)	0	1	*-2	3	3	4	*-4	4	4	4	*-4	4	5	5	*-6	7	8	9	*-10	10	11		

#### Note:

The "Greatest deficit overcome" only applies when the pair ends up winning the game.

#### Legend:

\*- First player of pair is serving      \*- Second player of pair is serving      No. Number



## Detailed Team Match Results

チームの試合結果詳細

China (CHN) 2 - 1 Germany (GER)

Match 2: FENG Panfeng (CHN) 3-1 BRUECHLE Thomas (GER)

Match Summary		Match	Game 1	Game 2	Game 3	Game 4	Game 5
FENG Panfeng	CHN	3	11	11	11	11	
BRUECHLE Thomas	GER	1	13	3	8	9	
Duration		30min	8min	5min	8min	8min	

Team Match No.: 6 Table : 6 Umpires : DZIOBA Grzegorz (CAN) KRMEJ Milana (SLO)

Player Statistics	FENG Panfeng (CHN)						BRUECHLE Thomas (GER)					
	Game					Match	Game					Match
	1	2	3	4	5		1	2	3	4	5	
Points won	11	11	11	11		44	13	3	8	9		33
Biggest lead	2	8	3	5		8	2	-	4	-		4
Points won on own serve	8	7	5	4		24	9	2	4	3		18
Points lost on own serve	4	1	4	6		15	3	4	6	7		20
Most consecutive points won	2	5	7	5		7	3	1	4	4		4
Greatest deficit overcome	-	-	4	-		4	2	-	-	-		2
Handedness/Grip	/						/					

Game/Match Statistics	Game					Match
	1	2	3	4	5	
Longest rally (strokes)	11	9	11	29		29
Average rally	5	5	5	8		6

### Game Progress

1	FENG Panfeng (CHN)	0	0	*1	2	2	3	*3	4	5	5	*5	6	7	7	*7	8	9	9	*9	10	10	*11	11
	BRUECHLE Thomas (GER)	*0	1	1	1	*2	2	3	3	*3	4	5	5	*5	6	7	7	*7	8	9	9	*10	10	*11
		*11	11																					
		12	13																					
2	FENG Panfeng (CHN)	*0	1	2	2	*3	4	5	5	*6	7	8	9	*10	10	11								
	BRUECHLE Thomas (GER)	0	0	*0	1	1	1	*1	2	2	2	*2	2	2	3	3								
3	FENG Panfeng (CHN)	0	0	*0	1	2	3	*3	3	3	3	*4	4	4	5	*6	7	8	9	*10	11			
	BRUECHLE Thomas (GER)	*0	1	2	2	*2	2	3	4	*5	6	6	7	*8	8	8	8	*8	8	8	8			
4	FENG Panfeng (CHN)	*0	1	2	3	*4	5	5	5	*6	6	6	7	*8	8	9	10	*10	10	10	10	11		
	BRUECHLE Thomas (GER)	0	0	*0	0	0	0	*1	2	2	3	*4	4	4	5	*5	5	6	7	*8	9	9		

**Note:**  
The "Greatest deficit overcome" only applies when the player ends up winning the game.

**Legend:**  
\* Server No. Number





## Detailed Team Match Results

チームの試合結果詳細

China (CHN) 2 - 1 Germany (GER)

Match 3: ZHAI Xiang (CHN) 3-2 SCHMIDBERGER Thomas (GER)

Match Summary		Match	Game 1	Game 2	Game 3	Game 4	Game 5
ZHAI Xiang	CHN	3	7	10	11	11	11
SCHMIDBERGER Thomas	GER	2	11	12	4	4	4
Duration		33min	5min	7min	5min	5min	7min

Team Match No.: 6 Table : 6 Umpires : DZIOBA Grzegorz (CAN) KRMEJ Milana (SLO)

Player Statistics	ZHAI Xiang (CHN)						SCHMIDBERGER Thomas (GER)					
	Game					Match	Game					Match
	1	2	3	4	5		1	2	3	4	5	
Points won	7	10	11	11	11	50	11	12	4	4	4	35
Biggest lead	-	6	7	7	7	7	7	2	1	-	-	7
Points won on own serve	4	5	6	6	5	26	5	6	2	3	1	17
Points lost on own serve	6	6	2	1	3	18	3	5	5	5	6	24
Most consecutive points won	3	6	8	5	4	8	5	5	3	3	1	5
Greatest deficit overcome	-	-	1	-	-	1	-	6	-	-	-	6
Handedness/Grip	/						/					

Game/Match Statistics	Game					Match
	1	2	3	4	5	
Longest rally (strokes)	22	32	44	29	27	44
Average rally	8	9	9	10	12	9

### Game Progress

1	ZHAI Xiang (CHN)	*0	0	0	0	*0	0	1	1	*1	1	2	3	*4	4	5	6	*6	7	7				
	SCHMIDBERGER Thomas (GER)	0	1	*2	3	4	5	*5	6	7	8	*8	8	8	9	*9	9	10	10	11				
2	ZHAI Xiang (CHN)	0	1	*2	3	4	5	*6	6	6	7	*7	7	7	7	*7	8	8	8	*8	9	10	*10	10
	SCHMIDBERGER Thomas (GER)	*0	0	0	0	*0	0	0	1	*2	2	3	4	*5	6	7	7	*8	9	10	10	*10	11	12
3	ZHAI Xiang (CHN)	*0	0	1	2	*3	4	5	6	*7	8	8	8	*8	9	10	11							
	SCHMIDBERGER Thomas (GER)	0	1	*1	1	1	1	*1	1	1	1	*2	3	4	4	*4	4							
4	ZHAI Xiang (CHN)	0	1	*2	3	4	5	*5	6	6	6	*6	7	8	9	*10	11							
	SCHMIDBERGER Thomas (GER)	*0	0	0	0	*0	0	1	1	*2	3	4	4	*4	4	4	4							
5	ZHAI Xiang (CHN)	*0	1	1	2	*3	4	5	5	*6	6	7	8	*9	10	10	11							
	SCHMIDBERGER Thomas (GER)	0	0	*1	1	1	1	*1	2	2	3	*3	3	3	3	*4	4							

### Note:

The "Greatest deficit overcome" only applies when the player ends up winning the game.

### Legend:

\* Server

No. Number



## Player Statistics

プレーヤーの統計

As of THU 2 SEP 2021

Players	NPC Code	Matches				Games				Match Duration					
		Played	Won	Lost	%Won	Played	Won	Lost	%Won	All	Average				
BRUECHLE Thomas	GER	2	1	1	50%	8	4	4	50%	51min	26min				
		Points Won				Points Lost									
		Total	Own Serve:		39	Most Consecutive:		5	Total	Own Serve:		31	Most Consecutive:		7
		74	Opp. Serve:		35	GDO:		2	68	Opp. Serve:		37	GLL:		4
FENG Panfeng	CHN	Matches				Games				Match Duration					
		Played	Won	Lost	%Won	Played	Won	Lost	%Won	All	Average				
		3	3	0	100%	10	9	1	90%	1h11min	24min				
		Points Won				Points Lost									
Total	Own Serve:		58	Most Consecutive:		7	Total	Own Serve:		35	Most Consecutive:		4		
115	Opp. Serve:		57	GDO:		4	72	Opp. Serve:		37	GLL:		2		
GLINBANCHEUN Yuttajak	THA	Matches				Games				Match Duration					
		Played	Won	Lost	%Won	Played	Won	Lost	%Won	All	Average				
		1	1	0	100%	3	3	0	100%	10min	10min				
		Points Won				Points Lost									
Total	Own Serve:		15	Most Consecutive:		9	Total	Own Serve:		3	Most Consecutive:		2		
33	Opp. Serve:		18	GDO:		1	6	Opp. Serve:		3	GLL:		0		
JOO Young Dae	KOR	Matches				Games				Match Duration					
		Played	Won	Lost	%Won	Played	Won	Lost	%Won	All	Average				
		1	0	1	0%	3	0	3	0%	10min	10min				
		Points Won				Points Lost									
Total	Own Serve:		3	Most Consecutive:		2	Total	Own Serve:		18	Most Consecutive:		9		
6	Opp. Serve:		3	GDO:		0	33	Opp. Serve:		15	GLL:		1		
LAOWONG Anurak	THA	Matches				Games				Match Duration					
		Played	Won	Lost	%Won	Played	Won	Lost	%Won	All	Average				
		1	0	1	0%	3	0	3	0%	26min	26min				
		Points Won				Points Lost									
Total	Own Serve:		14	Most Consecutive:		4	Total	Own Serve:		19	Most Consecutive:		5		
25	Opp. Serve:		11	GDO:		0	38	Opp. Serve:		19	GLL:		1		
PETRUNIV Vasyi	UKR	Matches				Games				Match Duration					
		Played	Won	Lost	%Won	Played	Won	Lost	%Won	All	Average				
		1	1	0	100%	5	3	2	60%	39min	39min				
		Points Won				Points Lost									
Total	Own Serve:		27	Most Consecutive:		5	Total	Own Serve:		18	Most Consecutive:		5		
48	Opp. Serve:		21	GDO:		3	44	Opp. Serve:		26	GLL:		3		
SCHMIDBERGER Thomas	GER	Matches				Games				Match Duration					
		Played	Won	Lost	%Won	Played	Won	Lost	%Won	All	Average				
		1	0	1	0%	5	2	3	40%	33min	33min				
		Points Won				Points Lost									
Total	Own Serve:		17	Most Consecutive:		5	Total	Own Serve:		24	Most Consecutive:		8		
35	Opp. Serve:		18	GDO:		6	50	Opp. Serve:		26	GLL:		1		



## Player Statistics

プレイヤーの統計

As of THU 2 SEP 2021

Players	NPC Code	Matches				Games				Match Duration	
		Played	Won	Lost	%Won	Played	Won	Lost	%Won	All	Average
SUCHANEK Jiri	CZE	1	0	1	0%	5	2	3	40%	39min	39min
		Points Won				Points Lost					
		Total	Own Serve: 26		Most Consecutive: 5		Total	Own Serve: 21		Most Consecutive: 5	
		44	Opp. Serve: 18		GDO: 3		48	Opp. Serve: 27		GLL: 3	
SVATOS Petr	CZE	2	1	1	50%	9	4	5	44%	1h6min	33min
		Points Won				Points Lost					
		Total	Own Serve: 37		Most Consecutive: 5		Total	Own Serve: 43		Most Consecutive: 5	
		75	Opp. Serve: 38		GDO: 4		84	Opp. Serve: 41		GLL: 1	
van EMBURGH Jenson	USA	1	0	1	0%	3	0	3	0%	15min	15min
		Points Won				Points Lost					
		Total	Own Serve: 5		Most Consecutive: 2		Total	Own Serve: 18		Most Consecutive: 6	
		14	Opp. Serve: 9		GDO: 0		33	Opp. Serve: 15		GLL: 2	
YEZYK Oleksandr	UKR	1	0	1	0%	5	2	3	40%	45min	45min
		Points Won				Points Lost					
		Total	Own Serve: 20		Most Consecutive: 5		Total	Own Serve: 27		Most Consecutive: 5	
		43	Opp. Serve: 23		GDO: 1		51	Opp. Serve: 24		GLL: 4	
ZHAI Xiang	CHN	1	1	0	100%	5	3	2	60%	33min	33min
		Points Won				Points Lost					
		Total	Own Serve: 26		Most Consecutive: 8		Total	Own Serve: 18		Most Consecutive: 5	
		50	Opp. Serve: 24		GDO: 1		35	Opp. Serve: 17		GLL: 6	

**Note:**

The "Greatest deficit overcome" only applies when the player ends up winning the game and "Greatest lead lost" only when losing.

**Legend:**

**GDO** Greatest deficit overcome    **GLL** Greatest lead lost    **Opp.** Opponent's



## Tournament Statistics

トーナメントの統計

As of THU 2 SEP 2021

Statistics	Quarterfinals	Semifinals	Finals	Total
<b>Team Matches</b>				
Total	3	2	1	6
Game Margin: 2:0	2 67%	2 100%		4 67%
2:1	1 33%		1 100%	2 33%
Invalid Results Mark				
Duration: Total	3h18min	2h3min	1h59min	7h20min
Longest	2h1min	1h19min	1h59min	2h1min
Shortest	34min	44min	1h59min	34min
Average	1h6min	1h2min	1h59min	1h13min
<b>Matches</b>				
Total	7	4	3	14
Game Margin: 3:0	5 71%	2 50%		7 50%
3:1		2 50%	1 33%	3 21%
3:2	2 29%		2 67%	4 29%
Invalid Results Mark				
Duration: Total	2h54min	1h56min	1h50min	6h40min
Longest	45min	49min	47min	49min
Shortest	10min	20min	30min	10min
Average	25min	29min	37min	29min
<b>Games</b>				
Total	25	14	14	53
Point Margin: 11				
10	3 12%			3 6%
9	3 12%			3 6%
8	2 8%	2 14%	1 7%	5 9%
7	2 8%	2 14%	4 29%	8 15%
6	2 8%			2 4%
5	1 4%	3 21%		4 8%
4	2 8%	2 14%	2 14%	6 11%
3	4 16%	2 14%	2 14%	8 15%
2	6 24%	3 21%	5 36%	14 26%
Invalid Results Mark				
Duration: Total	2h37min	1h47min	1h42min	6h6min
Longest	10min	18min	12min	18min
Shortest	3min	4min	5min	3min
Average	6min	8min	7min	7min
<b>Points</b>				
Total	416	267	262	945
Per game	16.64	19.07	18.71	17.83
Most consecutive won	10	7	8	10
Greatest deficit overcome	4	5	6	6
Longest rally	24	50	44	50
Average rally	4	8	9	7

**Note:**

The "Greatest deficit overcome" only applies when the player/pair ends up winning the game.



**Medallists**  
メダリスト

Medal	NPC	Name
GOLD	CHN - People's Republic of China	FENG Panfeng ZHAI Xiang ZHAO Ping
SILVER	GER - Germany	BRUECHLE Thomas SCHMIDBERGER Thomas
BRONZE	CZE - Czech Republic	SUCHANEK Jiri SVATOS Petr
	THA - Thailand	CHUEAWONG Thirayu GLINBANCHEUN Yuttajak LAOWONG Anurak



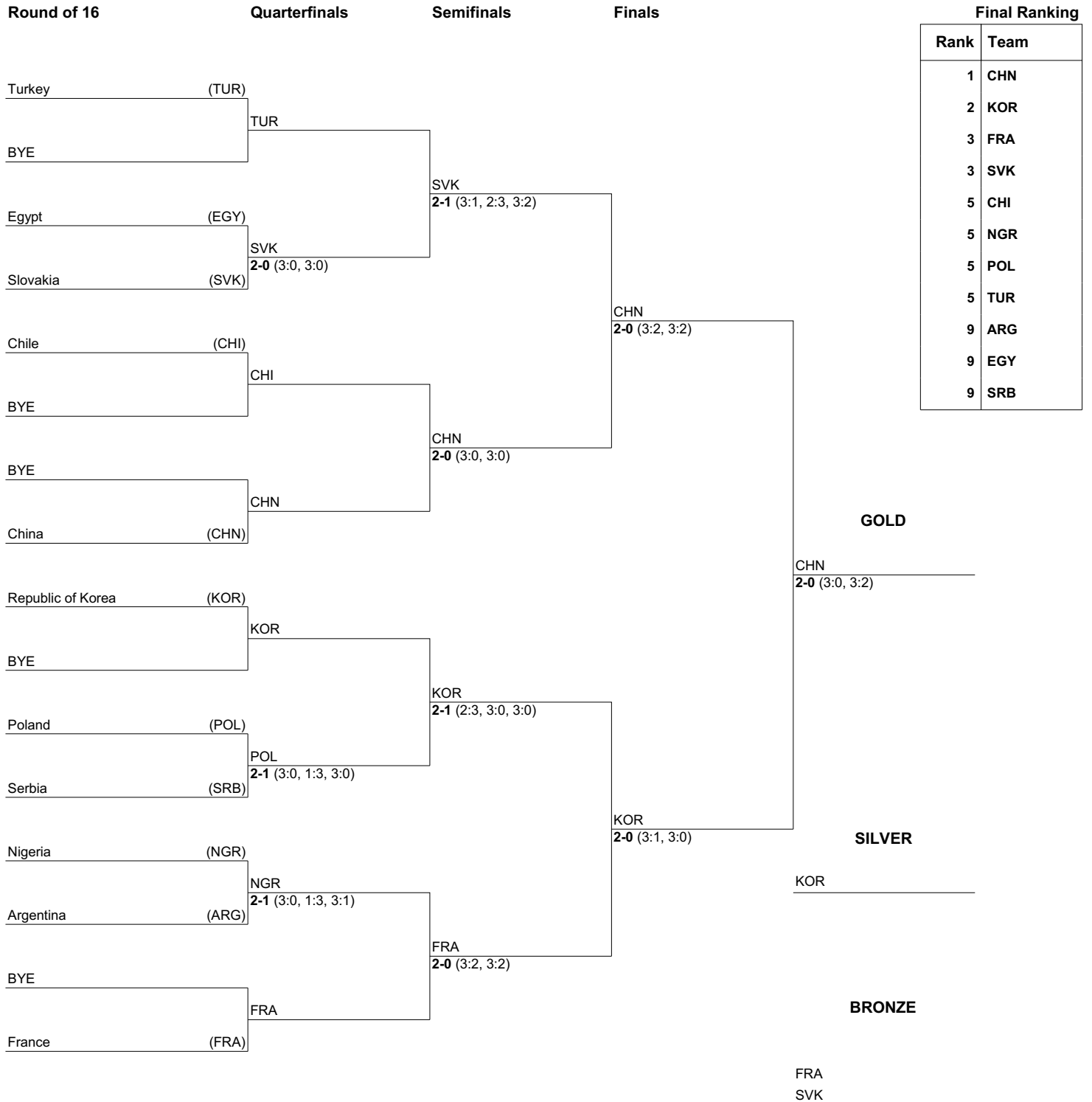
Entry List by Event  
種目別エントリーリスト

As of SUN 22 AUG 2021

NPC	Name	Date of Birth
ARG - Argentina	COPOLA Gabriel	20 JAN 1984
	DEPERGOLA Mauro	20 MAY 1981
	EBERHARDT Fernando	21 JUN 1977
CHI - Chile	FLORES Luis	30 OCT 1987
	GONZALEZ Cristian	24 AUG 1980
CHN - People's Republic of China	CAO Ningning	20 NOV 1987
	GUO Xingyuan	20 OCT 1988
	ZHANG Yan	25 JUL 1967
EGY - Egypt	SALEH Sameh Mohamed	17 MAR 1978
	ZENATY Ayman Kamal	26 JAN 1975
FRA - France	MERRIEN Florian	21 NOV 1984
	SAVANT AIRA Nicolas	3 NOV 1980
	THOMAS Maxime	17 DEC 1983
KOR - Republic of Korea	BAEK Youngbok	16 JUL 1977
	KIM Jung-Gil	28 MAY 1986
	KIM Young-Gun	24 NOV 1984
NGR - Nigeria	KOLEOSHO Ahmed	20 JUL 1986
	OGUNKUNLE Isau	10 FEB 1986
POL - Poland	LIS Rafal	20 MAR 1979
	NALEPKA Maciej	18 JAN 1977
	ZYLKA Krzysztof	10 DEC 1979
SRB - Serbia	PALIKUCA Mitar	21 OCT 1974
	PERLIC Goran	1 DEC 1973
SVK - Slovakia	MIHALIK Peter	30 SEP 1976
	TRAVNICEK Boris	19 MAY 1998
TUR - Turkey	OZTURK Abdullah	1 OCT 1989
	OZTURK Ali	1 APR 1993
	TURAN Nesim	20 MAR 1992



Draw  
トーナメント表





## Detailed Team Match Results

チームの試合結果詳細

**Slovakia (SVK) 2 - 0 Egypt (EGY)**

Team Match No.: 1 Table : 5 Umpires : FOUCHARD Frederic (FRA) CHOI Chang Seong (KOR)

Match 1		Match	Game 1	Game 2	Game 3	Game 4	Game 5
A/B	TRAVNICEK B / MIHALIK P	SVK	3	12	11	13	
X/Y	ZENATY AK / SALEH SM	EGY	0	10	8	11	
Duration of Match 1:			27min	7min	6min	9min	

Match 2		Match	Game 1	Game 2	Game 3	Game 4	Game 5
A	TRAVNICEK Boris	SVK	3	11	11	11	
X	ZENATY Ayman Kamal	EGY	0	8	6	9	
Duration of Match 2:			19min	5min	5min	6min	

Duration of Team Match		48min
------------------------	--	-------

Player Statistics	Slovakia (SVK)			Team Match	Egypt (EGY)			Team Match
	Match				Match			
	1	2	3		1	2	3	
Points won	36	33		69	29	23		52
Biggest lead	6	6		6	3	3		3
Points won on own serve	20	18		38	17	13		30
Points lost on own serve	12	10		22	16	15		31
Most consecutive points won	6	6		6	3	4		4
Greatest deficit overcome	3	3		3	-	-		-

Match/Team Match Statistics	Match			Team Match
	1	2	3	
Longest rally (strokes)	18	19		19
Average rally	7	6		6

**Note:**

The "Greatest deficit overcome" only applies when the player/pair ends up winning the game.

**Legend:**

No. Number





## Detailed Team Match Results

チームの試合結果詳細

Slovakia (SVK) 2 - 0 Egypt (EGY)

### Match 1:

TRAVNICEK Boris / MIHALIK Peter (SVK) 3-0 ZENATY Ayman Kamal / SALEH Sameh Mohamed (EGY)

#### Match Summary

		Match	Game 1	Game 2	Game 3	Game 4	Game 5
TRAVNICEK Boris / MIHALIK P	SVK	3	12	11	13		
ZENATY Ayman Kamal / SALEH SM	EGY	0	10	8	11		
	Duration	27min	7min	6min	9min		

Team Match No.: 1 Table : 5 Umpires : FOUCHARD Frederic (FRA) CHOI Chang Seong (KOR)

Player Statistics	TRAVNICEK B / MIHALIK P (SVK)						ZENATY AK / SALEH SM (EGY)					
	Game					Match	Game					Match
	1	2	3	4	5		1	2	3	4	5	
Points won	12	11	13			36	10	8	11			29
Biggest lead	2	6	2			6	3	-	3			3
Points won on own serve	6	6	8			20	5	5	7			17
Points lost on own serve	5	3	4			12	6	5	5			16
Most consecutive points won	4	6	3			6	3	3	3			3
Greatest deficit overcome	3	-	3			3	-	-	-			-
Handedness/Grip	/ - /						/ - /					

Game/Match Statistics	Game					Match
	1	2	3	4	5	
Longest rally (strokes)	18	15	16			18
Average rally	8	7	6			7

#### Game Progress

1	TRAVNICEK B / MIHALIK P (SVK)	-*0	0	0	1	*-2	2	3	3	*-3	3	4	5	*-6	7	7	8	*-8	9	10	10	*-10	11	12
	ZENATY AK / SALEH SM (EGY)	0	1	*-2	2	2	3	*-3	4	5	6	*-6	6	6	6	*-7	7	8	8	*-8	9	10	*-10	10
2	TRAVNICEK B / MIHALIK P (SVK)	0	1	*-2	3	4	5	*-6	6	6	6	*-7	8	9	9	*-9	9	10	10	*-10	11			
	ZENATY AK / SALEH SM (EGY)	*-0	0	0	0	*-0	0	0	1	*-2	3	3	3	*-3	4	5	6	*-6	7	8	8			
3	TRAVNICEK B / MIHALIK P (SVK)	*-0	0	0	0	*-1	2	2	2	*-3	4	5	5	*-5	6	7	8	*-8	9	9	9	*-10	11	*-11
	ZENATY AK / SALEH SM (EGY)	0	1	*-2	3	3	3	*-4	5	5	5	*-5	6	7	7	*-7	7	8	8	*-9	10	10	*-10	11
			12	13																				
			*-11	11																				

#### Note:

The "Greatest deficit overcome" only applies when the pair ends up winning the game.

#### Legend:

\*- First player of pair is serving      \*- Second player of pair is serving      No. Number



## Detailed Team Match Results

チームの試合結果詳細

Slovakia (SVK) 2 - 0 Egypt (EGY)

Match 2: TRAVNICEK Boris (SVK) 3-0 ZENATY Ayman Kamal (EGY)

Match Summary		Match	Game 1	Game 2	Game 3	Game 4	Game 5
TRAVNICEK Boris	SVK	3	11	11	11		
ZENATY Ayman Kamal	EGY	0	8	6	9		
Duration		19min	5min	5min	6min		

Team Match No.: 1 Table : 5 Umpires : FOUCHARD Frederic (FRA) CHOI Chang Seong (KOR)

Player Statistics	TRAVNICEK Boris (SVK)						ZENATY Ayman Kamal (EGY)					
	Game					Match	Game					Match
	1	2	3	4	5		1	2	3	4	5	
Points won	11	11	11			33	8	6	9			23
Biggest lead	6	5	3			6	-	3	1			3
Points won on own serve	4	7	7			18	3	4	6			13
Points lost on own serve	5	2	3			10	7	4	4			15
Most consecutive points won	5	6	3			6	4	3	3			4
Greatest deficit overcome	-	3	1			3	-	-	-			-
Handedness/Grip						/						/

Game/Match Statistics	Game					Match
	1	2	3	4	5	
Longest rally (strokes)	10	19	16			19
Average rally	5	6	6			6

### Game Progress

1	TRAVNICEK Boris (SVK)	0	1	*2	2	3	4	*5	6	7	7	*7	7	7	8	*9	9	9	10	*10	11	
	ZENATY Ayman Kamal (EGY)	*0	0	0	1	*1	1	1	1	*1	2	3	4	*5	5	5	6	*7	7	8	8	
2	TRAVNICEK Boris (SVK)	*0	0	1	1	*1	1	2	3	*4	5	6	7	*7	8	9	10	*10	11			
	ZENATY Ayman Kamal (EGY)	0	1	*1	2	3	4	*4	4	4	4	*4	4	5	5	*5	5	6	6			
3	TRAVNICEK Boris (SVK)	0	0	*1	2	3	3	*4	5	5	5	*5	6	6	7	*8	8	9	9	*9	10	11
	ZENATY Ayman Kamal (EGY)	*0	1	1	1	*1	2	2	2	*3	4	5	5	*6	6	6	7	*7	8	9	9	9

### Note:

The "Greatest deficit overcome" only applies when the player ends up winning the game.

### Legend:

\* Server

No. Number



## Detailed Team Match Results

チームの試合結果詳細

Poland (POL) 2 - 1 Serbia (SRB)

Team Match No.: 2 Table : 8 Umpires : SELIG Gert (GER) YAMAGUCHI Yumi (JPN)

Match 1			Match	Game 1	Game 2	Game 3	Game 4	Game 5
A/B	ZYLKA K / LIS R	POL	3	11	11	11		
X/Y	PALIKUCA M / PERLIC G	SRB	0	6	8	3		
Duration of Match 1:			18min	5min	6min	5min		

Match 2			Match	Game 1	Game 2	Game 3	Game 4	Game 5
A	ZYLKA Krzysztof	POL	1	8	8	11	8	
X	PALIKUCA Mitar	SRB	3	11	11	6	11	
Duration of Match 2:			24min	5min	5min	5min	7min	

Match 3			Match	Game 1	Game 2	Game 3	Game 4	Game 5
B	LIS Rafal	POL	3	11	11	11		
Y	PERLIC Goran	SRB	0	4	5	1		
Duration of Match 3:			13min	4min	4min	3min		

Duration of Team Match	1h
------------------------	----

Player Statistics	Poland (POL)				Serbia (SRB)			
	Match			Team Match	Match			Team Match
	1	2	3		1	2	3	
Points won	33	35	33	101	17	39	10	66
Biggest lead	8	6	10	10	3	5	1	5
Points won on own serve	16	22	18	56	9	24	6	39
Points lost on own serve	8	15	4	27	17	13	15	45
Most consecutive points won	8	6	10	10	3	4	2	4
Greatest deficit overcome	3	1	1	3	-	1	-	1

Match/Team Match Statistics	Match			Team Match
	1	2	3	
Longest rally (strokes)	20	12	11	20
Average rally	6	4	4	5

**Note:**  
The "Greatest deficit overcome" only applies when the player/pair ends up winning the game.

**Legend:**  
No. Number



## Detailed Team Match Results

チームの試合結果詳細

Poland (POL) 2 - 1 Serbia (SRB)

### Match 1:

ZYLKA Krzysztof / LIS Rafal (POL) 3-0 PALIKUCA Mitar / PERLIC Goran (SRB)

Match Summary		Match	Game 1	Game 2	Game 3	Game 4	Game 5
ZYLKA Krzysztof / LIS R	POL	3	11	11	11		
PALIKUCA Mitar / PERLIC G	SRB	0	6	8	3		
	Duration	18min	5min	6min	5min		

Team Match No.: 2 Table : 8 Umpires : SELIG Gert (GER) YAMAGUCHI Yumi (JPN)

Player Statistics	ZYLKA K / LIS R (POL)					Match	PALIKUCA M / PERLIC G (SRB)					Match
	Game						Game					
	1	2	3	4	5		1	2	3	4	5	
Points won	11	11	11			33	6	8	3			17
Biggest lead	5	3	8			8	-	3	1			3
Points won on own serve	6	5	5			16	4	3	2			9
Points lost on own serve	2	5	1			8	5	6	6			17
Most consecutive points won	4	3	8			8	2	3	1			3
Greatest deficit overcome	-	3	1			3	-	-	-			-
Handedness/Grip	/ - /						/ - /					

Game/Match Statistics	Game					Match
	1	2	3	4	5	
Longest rally (strokes)	20	13	9			20
Average rally	5	7	5			6

### Game Progress

1	ZYLKA K / LIS R (POL)	0	1	*-2	3	3	4	*-4	4	5	5	*-5	6	7	7	*-8	9	10	11		
	PALIKUCA M / PERLIC G (SRB)	*-0	0	0	0	*-1	1	2	3	*-3	4	5	5	*-5	6	6	6	*-6	6		
2	ZYLKA K / LIS R (POL)	*-0	0	1	1	*-1	1	2	3	*-3	4	4	5	*-6	7	7	8	*-9	10	10	11
	PALIKUCA M / PERLIC G (SRB)	0	1	*-1	2	3	4	*-4	4	5	5	*-6	6	6	6	*-7	7	7	7	*-8	8
3	ZYLKA K / LIS R (POL)	0	0	*-1	2	2	3	*-4	5	6	7	*-8	9	10	10	11					
	PALIKUCA M / PERLIC G (SRB)	*-0	1	1	1	*-2	2	2	2	*-2	2	2	2	*-2	3	3					

### Note:

The "Greatest deficit overcome" only applies when the pair ends up winning the game.

### Legend:

\*- First player of pair is serving      \*- Second player of pair is serving      No. Number



## Detailed Team Match Results

チームの試合結果詳細

Poland (POL) 2 - 1 Serbia (SRB)

Match 2: ZYLKA Krzysztof (POL) 1-3 PALIKUCA Mitar (SRB)

Match Summary		Match	Game 1	Game 2	Game 3	Game 4	Game 5
ZYLKA Krzysztof	POL	1	8	8	11	8	
PALIKUCA Mitar	SRB	3	11	11	6	11	
Duration		24min	5min	5min	5min	7min	

Team Match No.: 2 Table : 8 Umpires : SELIG Gert (GER) YAMAGUCHI Yumi (JPN)

Player Statistics	ZYLKA Krzysztof (POL)						PALIKUCA Mitar (SRB)					
	Game					Match	Game					Match
	1	2	3	4	5		1	2	3	4	5	
Points won	8	8	11	8		35	11	11	6	11		39
Biggest lead	1	-	6	1		6	3	5	1	4		5
Points won on own serve	3	6	6	7		22	5	7	4	8		24
Points lost on own serve	6	4	2	3		15	5	2	5	1		13
Most consecutive points won	2	2	6	2		6	4	4	3	4		4
Greatest deficit overcome	-	-	1	-		1	1	-	-	1		1
Handedness/Grip	/						/					

Game/Match Statistics	Game					Match
	1	2	3	4	5	
Longest rally (strokes)	9	8	12	10		12
Average rally	4	4	5	4		4

### Game Progress

1	ZYLKA Krzysztof (POL)	0	0	*1	2	2	2	*2	2	3	3	*4	5	5	6	*7	7	7	8	*8	8
	PALIKUCA Mitar (SRB)	*0	1	1	1	*2	3	4	5	*5	6	6	6	*7	7	7	8	*9	9	10	11
2	ZYLKA Krzysztof (POL)	*0	0	0	0	*0	1	2	2	*2	2	3	4	*4	4	5	6	*6	7	8	8
	PALIKUCA Mitar (SRB)	0	1	*2	3	4	4	*4	5	6	7	*7	7	8	9	*9	9	10	10	*10	11
3	ZYLKA Krzysztof (POL)	0	1	*1	1	2	3	*3	4	5	6	*7	8	9	9	*9	9	10	11		
	PALIKUCA Mitar (SRB)	*0	0	1	2	*2	2	3	3	*3	3	3	3	*3	4	5	6	*6	6		
4	ZYLKA Krzysztof (POL)	*0	0	1	2	*2	3	3	3	*3	3	4	4	*4	5	6	6	*6	7	8	8
	PALIKUCA Mitar (SRB)	0	1	*1	1	2	2	*3	4	5	6	*6	7	8	8	*8	9	10	10	*10	11

### Note:

The "Greatest deficit overcome" only applies when the player ends up winning the game.

### Legend:

\* Server No. Number



## Detailed Team Match Results

チームの試合結果詳細

Poland (POL) 2 - 1 Serbia (SRB)

Match 3:

LIS Rafal (POL) 3-0 PERLIC Goran (SRB)

Match Summary		Match	Game 1	Game 2	Game 3	Game 4	Game 5
LIS Rafal	POL	3	11	11	11		
PERLIC Goran	SRB	0	4	5	1		
Duration		13min	4min	4min	3min		

Team Match No.: 2 Table : 8 Umpires : SELIG Gert (GER) YAMAGUCHI Yumi (JPN)

Player Statistics	LIS Rafal (POL)						PERLIC Goran (SRB)					
	Game					Match	Game					Match
	1	2	3	4	5		1	2	3	4	5	
Points won	11	11	11			33	4	5	1			10
Biggest lead	7	6	10			10	-	1	-			1
Points won on own serve	6	7	5			18	2	4	0			6
Points lost on own serve	2	1	1			4	5	4	6			15
Most consecutive points won	5	4	10			10	2	2	1			2
Greatest deficit overcome	-	1	-			1	-	-	-			-
Handedness/Grip	/						/					

Game/Match Statistics	Game					Match
	1	2	3	4	5	
Longest rally (strokes)	11	8	7			11
Average rally	4	4	4			4

### Game Progress

1 LIS Rafal (POL)	*0	1	2	3	*4	4	5	5	*5	6	6	7	*8	9	10	11	
PERLIC Goran (SRB)	0	0	*0	0	0	1	*1	2	3	3	*4	4	4	4	*4	4	
2 LIS Rafal (POL)	0	1	*1	2	2	2	*3	4	5	6	*6	7	8	8	*9	10	11
PERLIC Goran (SRB)	*0	0	1	1	*2	3	3	3	*3	3	4	4	*4	5	5	5	5
3 LIS Rafal (POL)	*0	1	1	2	*3	4	5	6	*7	8	9	10	11				
PERLIC Goran (SRB)	0	0	*1	1	1	1	*1	1	1	1	*1	1	1				

### Note:

The "Greatest deficit overcome" only applies when the player ends up winning the game.

### Legend:

\* Server

No. Number



## Detailed Team Match Results

チームの試合結果詳細

**Nigeria (NGR) 2 - 1 Argentina (ARG)**

Team Match No.: 3 Table : 6 Umpires : TANAKA Rieko (JPN) SHIBATA Keiko (JPN)

Match 1			Match	Game 1	Game 2	Game 3	Game 4	Game 5
A/B	OGUNKUNLE I / KOLEOSHO A	NGR	3	11	13	11		
X/Y	COPOLA G / DEPERGOLA M	ARG	0	3	11	7		
Duration of Match 1:			22min	5min	7min	7min		

Match 2			Match	Game 1	Game 2	Game 3	Game 4	Game 5
A	OGUNKUNLE Isau	NGR	1	11	9	3	9	
X	COPOLA Gabriel	ARG	3	5	11	11	11	
Duration of Match 2:			24min	5min	6min	4min	6min	

Match 3			Match	Game 1	Game 2	Game 3	Game 4	Game 5
B	KOLEOSHO Ahmed	NGR	3	11	5	13	11	
Y	DEPERGOLA Mauro	ARG	1	3	11	11	5	
Duration of Match 3:			25min	4min	4min	7min	7min	

Duration of Team Match	1h19min
------------------------	---------

Player Statistics	Nigeria (NGR)				Argentina (ARG)			
	Match			Team Match	Match			Team Match
	1	2	3		1	2	3	
Points won	35	32	40	107	21	38	30	89
Biggest lead	8	6	8	8	3	8	6	8
Points won on own serve	19	19	21	59	10	21	15	46
Points lost on own serve	11	17	15	43	16	13	19	48
Most consecutive points won	6	8	10	10	4	5	5	5
Greatest deficit overcome	3	2	2	3	-	2	1	2

Match/Team Match Statistics	Match			Team Match
	1	2	3	
Longest rally (strokes)	14	22	10	22
Average rally	5	6	4	5

**Note:**

The "Greatest deficit overcome" only applies when the player/pair ends up winning the game.

**Legend:**

No. Number



## Detailed Team Match Results

チームの試合結果詳細

Nigeria (NGR) 2 - 1 Argentina (ARG)

### Match 1:

**OGUNKUNLE Isau / KOLEOSHO Ahmed (NGR) 3-0** COPOLA Gabriel / DEPERGOLA Mauro (ARG)

#### Match Summary

		Match	Game 1	Game 2	Game 3	Game 4	Game 5
OGUNKUNLE Isau / KOLEOSHO A	NGR	3	11	13	11		
COPOLA Gabriel / DEPERGOLA M	ARG	0	3	11	7		
	Duration	22min	5min	7min	7min		

Team Match No.: 3 Table : 6 Umpires : TANAKA Rieko (JPN) SHIBATA Keiko (JPN)

Player Statistics	OGUNKUNLE I / KOLEOSHO A (NGR)						COPOLA G / DEPERGOLA M (ARG)					
	Game					Match	Game					Match
	1	2	3	4	5		1	2	3	4	5	
Points won	11	13	11			35	3	11	7			21
Biggest lead	8	2	4			8	2	3	-			3
Points won on own serve	6	6	7			19	1	5	4			10
Points lost on own serve	2	6	3			11	5	7	4			16
Most consecutive points won	6	4	4			6	2	4	3			4
Greatest deficit overcome	2	3	-			3	-	-	-			-
Handedness/Grip	/ - /						/ - /					

Game/Match Statistics	Game					Match
	1	2	3	4	5	
Longest rally (strokes)	14	8	12			14
Average rally	7	4	5			5

#### Game Progress

1	OGUNKUNLE I / KOLEOSHO A (NGR)	*-0	0	0	1	*-2	3	4	5	*-5	6	7	8	*-9	10	11								
	COPOLA G / DEPERGOLA M (ARG)	0	1	*-2	2	2	2	*-2	2	3	3	*-3	3	3	3	3								
2	OGUNKUNLE I / KOLEOSHO A (NGR)	0	1	*-2	2	2	2	*-3	4	4	4	*-4	4	5	6	*-7	8	8	9	*-9	10	10	*-10	11
	COPOLA G / DEPERGOLA M (ARG)	*-0	0	0	1	*-2	3	3	3	*-4	5	6	7	*-7	7	7	7	*-8	8	9	9	*-10	11	*-11
3	OGUNKUNLE I / KOLEOSHO A (NGR)	*-0	1	1	2	*-3	4	5	5	*-5	5	6	7	*-7	7	8	8	*-9	10	11				
	COPOLA G / DEPERGOLA M (ARG)	0	0	*-1	1	1	1	*-1	2	3	4	*-4	4	5	6	*-6	7	7	7	7				

#### Note:

The "Greatest deficit overcome" only applies when the pair ends up winning the game.

#### Legend:

\*- First player of pair is serving      \*- Second player of pair is serving      No. Number





## Detailed Team Match Results

チームの試合結果詳細

Nigeria (NGR) 2 - 1 Argentina (ARG)

Match 2: OGUNKUNLE Isau (NGR) 1-3 COPOLA Gabriel (ARG)

Match Summary		Match	Game 1	Game 2	Game 3	Game 4	Game 5
OGUNKUNLE Isau	NGR	1	11	9	3	9	
COPOLA Gabriel	ARG	3	5	11	11	11	
	Duration	24min	5min	6min	4min	6min	

Team Match No.: 3 Table : 6 Umpires : TANAKA Rieko (JPN) SHIBATA Keiko (JPN)

Player Statistics	OGUNKUNLE Isau (NGR)						COPOLA Gabriel (ARG)					
	Game					Match	Game					Match
	1	2	3	4	5		1	2	3	4	5	
Points won	11	9	3	9		32	5	11	11	11		38
Biggest lead	6	2	-	-		6	2	3	8	4		8
Points won on own serve	5	4	3	7		19	2	5	6	8		21
Points lost on own serve	3	6	5	3		17	6	5	0	2		13
Most consecutive points won	8	3	1	2		8	3	4	5	3		5
Greatest deficit overcome	2	-	-	-		2	-	2	-	-		2
Handedness/Grip	/						/					

Game/Match Statistics	Game					Match
	1	2	3	4	5	
Longest rally (strokes)	18	22	15	15		22
Average rally	6	7	5	6		6

### Game Progress

1	OGUNKUNLE Isau (NGR)	*0	1	1	2	*2	2	2	3	*4	5	6	7	*8	9	10	10	11				
	COPOLA Gabriel (ARG)	0	0	*1	1	2	3	*4	4	4	4	*4	4	4	4	*4	5	5				
2	OGUNKUNLE Isau (NGR)	0	0	*1	2	3	3	*3	3	3	4	*5	5	6	6	*7	7	7	7	*8	9	9
	COPOLA Gabriel (ARG)	*0	1	1	1	*1	2	3	4	*5	5	5	6	*6	7	7	8	*9	10	10	10	11
3	OGUNKUNLE Isau (NGR)	*0	0	0	0	*0	0	1	1	*1	2	2	2	*2	3	3						
	COPOLA Gabriel (ARG)	0	1	*2	3	4	5	*5	6	7	7	*8	9	10	10	11						
4	OGUNKUNLE Isau (NGR)	0	0	*0	0	1	1	*2	2	3	3	*3	4	5	5	*5	6	7	7	*8	9	9
	COPOLA Gabriel (ARG)	*0	1	2	3	*3	4	4	5	*5	6	7	7	*7	8	9	9	*9	10	10	10	11

### Note:

The "Greatest deficit overcome" only applies when the player ends up winning the game.

### Legend:

\* Server

No. Number



## Detailed Team Match Results

チームの試合結果詳細

Nigeria (NGR) 2 - 1 Argentina (ARG)

Match 3: KOLEOSHO Ahmed (NGR) 3-1 DEPERGOLA Mauro (ARG)

Match Summary		Match	Game 1	Game 2	Game 3	Game 4	Game 5
KOLEOSHO Ahmed	NGR	3	11	5	13	11	
DEPERGOLA Mauro	ARG	1	3	11	11	5	
Duration		25min	4min	4min	7min	7min	

Team Match No.: 3 Table : 6 Umpires : TANAKA Rieko (JPN) SHIBATA Keiko (JPN)

Player Statistics	KOLEOSHO Ahmed (NGR)						DEPERGOLA Mauro (ARG)					
	Game					Match	Game					Match
	1	2	3	4	5		1	2	3	4	5	
Points won	11	5	13	11		40	3	11	11	5		30
Biggest lead	8	1	2	8		8	-	6	1	2		6
Points won on own serve	5	3	6	7		21	0	6	5	4		15
Points lost on own serve	3	5	6	1		15	6	2	7	4		19
Most consecutive points won	5	2	3	10		10	1	5	2	3		5
Greatest deficit overcome	-	-	1	2		2	-	1	-	-		1
Handedness/Grip	/						/					

Game/Match Statistics	Game					Match
	1	2	3	4	5	
Longest rally (strokes)	9	8	10	6		10
Average rally	4	4	4	4		4

### Game Progress

1	KOLEOSHO Ahmed (NGR)	*0	1	2	3	*4	5	5	6	*7	7	8	9	*10	10	11								
	DEPERGOLA Mauro (ARG)	0	0	*0	0	0	0	*1	1	1	2	*2	2	2	3	3								
2	KOLEOSHO Ahmed (NGR)	0	1	*1	1	1	1	*1	2	3	3	*3	3	4	4	*5	5	5						
	DEPERGOLA Mauro (ARG)	*0	0	1	2	*3	4	5	5	*5	6	7	8	*8	9	9	10	11						
3	KOLEOSHO Ahmed (NGR)	*0	1	1	1	*2	3	3	3	*4	4	5	6	*6	7	7	8	*8	8	9	9	*10	10	*11
	DEPERGOLA Mauro (ARG)	0	0	*1	2	2	2	*3	4	4	5	*5	5	6	6	*7	7	8	9	*9	10	10	*11	11
		12	13																					
		*11	11																					
4	KOLEOSHO Ahmed (NGR)	0	0	*0	1	2	3	*4	5	6	7	*8	9	10	10	*10	10	11						
	DEPERGOLA Mauro (ARG)	*0	1	2	2	*2	2	2	2	*2	2	2	2	*2	3	4	5	5						

**Note:**  
The "Greatest deficit overcome" only applies when the player ends up winning the game.

**Legend:**  
\* Server  
No. Number



## Detailed Team Match Results

チームの試合結果詳細

Turkey (TUR) 1 - 2 Slovakia (SVK)

Team Match No.: 4 Table : 5 Umpires : BOGREN Ingrid (SWE) VARAYANON Chusakul (THA)

Match 1			Match	Game 1	Game 2	Game 3	Game 4	Game 5
A/B	OZTURK A / OZTURK A	TUR	1	7	11	11	7	
X/Y	TRAVNICEK B / MIHALIK P	SVK	3	11	8	13	11	
Duration of Match 1:			36min	6min	7min	11min	9min	

Match 2			Match	Game 1	Game 2	Game 3	Game 4	Game 5
A	OZTURK Abdullah	TUR	3	11	11	9	6	11
X	TRAVNICEK Boris	SVK	2	3	4	11	11	6
Duration of Match 2:			33min	5min	5min	8min	6min	7min

Match 3			Match	Game 1	Game 2	Game 3	Game 4	Game 5
B	OZTURK Ali	TUR	2	11	11	9	5	8
Y	MIHALIK Peter	SVK	3	7	9	11	11	11
Duration of Match 3:			41min	6min	7min	8min	7min	10min

Duration of Team Match	1h55min
------------------------	---------

Player Statistics	Turkey (TUR)				Slovakia (SVK)			
	Match			Team Match	Match			Team Match
	1	2	3		1	2	3	
Points won	36	48	44	128	43	35	49	127
Biggest lead	4	8	4	8	7	5	6	7
Points won on own serve	16	27	28	71	20	20	29	69
Points lost on own serve	23	15	20	58	20	21	16	57
Most consecutive points won	5	5	3	5	4	6	4	6
Greatest deficit overcome	-	-	1	1	1	4	1	4

Match/Team Match Statistics	Match			Team Match
	1	2	3	
Longest rally (strokes)	23	30	21	30
Average rally	6	7	7	7

**Note:**

The "Greatest deficit overcome" only applies when the player/pair ends up winning the game.

**Legend:**

No. Number



## Detailed Team Match Results

チームの試合結果詳細

Turkey (TUR) 1 - 2 Slovakia (SVK)

### Match 1:

OZTURK Abdullah (TUR) 1-3 TRAVNICEK Boris (SVK)  
OZTURK Ali (TUR) MIHALIK Peter (SVK)

Match Summary		Match	Game 1	Game 2	Game 3	Game 4	Game 5
OZTURK Abdullah / OZTURK A	TUR	1	7	11	11	7	
TRAVNICEK Boris / MIHALIK P	SVK	3	11	8	13	11	
Duration		36min	6min	7min	11min	9min	

Team Match No.: 4 Table : 5 Umpires : BOGREN Ingrid (SWE) VARAYANON Chusakul (THA)

Player Statistics	OZTURK A / OZTURK A (TUR)						TRAVNICEK B / MIHALIK P (SVK)					
	Game					Match	Game					Match
	1	2	3	4	5		1	2	3	4	5	
Points won	7	11	11	7		36	11	8	13	11		43
Biggest lead	-	4	1	-		4	7	-	5	4		7
Points won on own serve	2	6	5	3		16	3	5	6	6		20
Points lost on own serve	8	3	7	5		23	5	5	6	4		20
Most consecutive points won	4	3	5	3		5	4	2	3	3		4
Greatest deficit overcome	-	-	-	-		-	-	-	1	-		1
Handedness/Grip	/ - /						/ - /					

Game/Match Statistics	Game					Match
	1	2	3	4	5	
Longest rally (strokes)	15	23	17	15		23
Average rally	6	8	6	7		6

### Game Progress

1	OZTURK A / OZTURK A (TUR)	-*0	0	0	0	*-1	1	1	2	*-2	2	2	2	*-3	3	4	5	*-6	7	7				
	TRAVNICEK B / MIHALIK P (SVK)	0	1	*-2	3	3	4	*-5	5	6	7	*-8	9	9	10	*-10	10	10	10	11				
2	OZTURK A / OZTURK A (TUR)	0	1	*-1	2	2	3	*-3	4	4	5	*-6	7	7	8	*-8	9	10	10	*-10	11			
	TRAVNICEK B / MIHALIK P (SVK)	*-0	0	1	1	*-2	2	3	3	*-4	4	4	4	*-5	5	6	6	*-6	7	8	8			
3	OZTURK A / OZTURK A (TUR)	-*0	0	0	0	*-1	1	2	2	*-3	3	3	3	*-4	4	5	6	*-6	7	8	9	*-10	11	*-11
	TRAVNICEK B / MIHALIK P (SVK)	0	1	*-2	3	3	4	*-4	5	5	6	*-7	8	8	9	*-9	9	10	10	*-10	10	10	*-10	11
		11	11																					
		*-12	13																					
4	OZTURK A / OZTURK A (TUR)	0	0	*-0	0	1	1	*-2	2	3	4	*-5	5	5	6	*-6	6	7	7	7				
	TRAVNICEK B / MIHALIK P (SVK)	*-0	1	2	3	*-3	4	4	5	*-5	5	5	6	*-7	7	8	9	*-9	10	11				

### Note:

The "Greatest deficit overcome" only applies when the pair ends up winning the game.

### Legend:

\*- First player of pair is serving      \*- Second player of pair is serving      No. Number



## Detailed Team Match Results

チームの試合結果詳細

Turkey (TUR) 1 - 2 Slovakia (SVK)

Match 2: OZTURK Abdullah (TUR) 3-2 TRAVNICEK Boris (SVK)

Match Summary		Match	Game 1	Game 2	Game 3	Game 4	Game 5
OZTURK Abdullah	TUR	3	11	11	9	6	11
TRAVNICEK Boris	SVK	2	3	4	11	11	6
	Duration	33min	5min	5min	8min	6min	7min

Team Match No.: 4 Table : 5 Umpires : BOGREN Ingrid (SWE) VARAYANON Chusakul (THA)

Player Statistics	OZTURK Abdullah (TUR)						TRAVNICEK Boris (SVK)					
	Game					Match	Game					Match
	1	2	3	4	5		1	2	3	4	5	
Points won	11	11	9	6	11	48	3	4	11	11	6	35
Biggest lead	8	7	4	-	6	8	-	-	2	5	-	5
Points won on own serve	6	5	5	4	7	27	1	2	6	7	4	20
Points lost on own serve	2	2	5	4	2	15	5	6	4	2	4	21
Most consecutive points won	4	5	5	2	4	5	1	2	6	5	2	6
Greatest deficit overcome	-	-	-	-	-	-	-	-	4	-	-	4
Handedness/Grip	/						/					

Game/Match Statistics	Game					Match
	1	2	3	4	5	
Longest rally (strokes)	14	15	30	13	28	30
Average rally	6	6	8	5	10	7

### Game Progress

1	OZTURK Abdullah (TUR)	*0	1	1	2	*3	4	5	5	*6	7	7	8	*9	10	11									
	TRAVNICEK Boris (SVK)	0	0	*1	1	1	1	*1	2	2	2	*3	3	3	3	3									
2	OZTURK Abdullah (TUR)	0	1	*2	3	4	5	*5	5	6	7	*8	9	9	9	*10	11								
	TRAVNICEK Boris (SVK)	*0	0	0	0	*0	0	1	2	*2	2	2	2	*3	4	4	4								
3	OZTURK Abdullah (TUR)	*0	1	2	3	*3	3	3	3	*4	5	6	7	*8	8	9	9	*9	9	9	9	9	9	9	9
	TRAVNICEK Boris (SVK)	0	0	*0	0	1	2	*3	4	4	4	*4	4	4	4	5	*5	6	7	8	*9	10	11		
4	OZTURK Abdullah (TUR)	0	0	*0	1	1	2	*2	3	4	4	*5	5	5	5	*5	5	6	6	6	6	6	6	6	
	TRAVNICEK Boris (SVK)	*0	1	2	2	*3	3	4	4	*4	5	5	6	*7	8	9	10	*10	11						
5	OZTURK Abdullah (TUR)	*0	1	2	3	*4	4	5	5	*5	6	7	8	*9	9	10	10	*10	11						
	TRAVNICEK Boris (SVK)	0	0	*0	0	0	1	*1	2	3	3	*3	3	3	4	*4	5	6	6						

### Note:

The "Greatest deficit overcome" only applies when the player ends up winning the game.

### Legend:

\* Server No. Number



## Detailed Team Match Results

チームの試合結果詳細

Turkey (TUR) 1 - 2 Slovakia (SVK)

Match 3:

OZTURK Ali (TUR) 2-3 MIHALIK Peter (SVK)

Match Summary		Match	Game 1	Game 2	Game 3	Game 4	Game 5
OZTURK Ali	TUR	2	11	11	9	5	8
MIHALIK Peter	SVK	3	7	9	11	11	11
Duration		41min	6min	7min	8min	7min	10min

Team Match No.: 4 Table : 5 Umpires : BOGREN Ingrid (SWE) VARAYANON Chusakul (THA)

Player Statistics	OZTURK Ali (TUR)						MIHALIK Peter (SVK)					
	Game					Match	Game					Match
	1	2	3	4	5		1	2	3	4	5	
Points won	11	11	9	5	8	44	7	9	11	11	11	49
Biggest lead	4	2	-	-	1	4	1	1	4	6	5	6
Points won on own serve	6	8	5	3	6	28	3	7	6	6	7	29
Points lost on own serve	4	2	5	5	4	20	5	3	4	2	2	16
Most consecutive points won	2	2	3	2	3	3	1	3	4	4	4	4
Greatest deficit overcome	1	1	-	-	-	1	-	-	-	-	1	1
Handedness/Grip	/						/					

Game/Match Statistics	Game					Match
	1	2	3	4	5	
Longest rally (strokes)	9	13	16	14	21	21
Average rally	4	6	6	7	8	7

### Game Progress

1	OZTURK Ali (TUR)	*0	0	1	1	*2	3	3	4	*4	5	6	6	*7	8	8	9	*10	10	11		
	MIHALIK Peter (SVK)	0	1	*1	2	2	*3	3	4	4	*4	5	5	5	*6	6	6	7	7			
2	OZTURK Ali (TUR)	0	1	*2	2	3	3	*3	4	5	5	*5	5	6	7	*7	8	9	9	*9	10	11
	MIHALIK Peter (SVK)	*0	0	0	1	*1	2	3	3	*3	4	5	6	*6	6	7	7	*7	8	9	9	9
3	OZTURK Ali (TUR)	*0	0	1	1	*1	2	3	3	*3	3	3	4	*5	5	6	7	*8	8	9	9	9
	MIHALIK Peter (SVK)	0	1	*1	2	3	3	*3	4	5	6	*7	7	7	8	*8	8	8	9	*9	10	11
4	OZTURK Ali (TUR)	0	0	*0	0	1	1	*2	2	2	3	*3	4	5	5	*5	5	5	5	5		
	MIHALIK Peter (SVK)	*0	1	2	3	*3	4	4	5	*6	6	7	7	*7	8	9	10	11				
5	OZTURK Ali (TUR)	*0	1	1	1	*1	1	2	2	*2	3	3	3	*4	5	5	5	*6	7	8	8	
	MIHALIK Peter (SVK)	0	0	*1	2	3	4	*4	5	6	6	*7	8	8	8	*9	10	10	10	*10	11	

### Note:

The "Greatest deficit overcome" only applies when the player ends up winning the game.

### Legend:

\* Server

No. Number



## Detailed Team Match Results

チームの試合結果詳細

China (CHN) 2 - 0 Chile (CHI)

Team Match No.: 5 Table : 6 Umpires : GRIAZNOVA Liudmila (RUS) FERREIRA Maria (BRA)

Match 1		Match	Game 1	Game 2	Game 3	Game 4	Game 5
A/B	CAO N / GUO X	CHN	3	11	11	11	
X/Y	GONZALEZ C / FLORES L	CHI	0	1	2	4	
Duration of Match 1:			18min	5min	5min	5min	

Match 2		Match	Game 1	Game 2	Game 3	Game 4	Game 5
A	CAO Ningning	CHN	3	11	11	11	
X	GONZALEZ Cristian	CHI	0	4	4	5	
Duration of Match 2:			20min	6min	6min	7min	

Duration of Team Match		44min
------------------------	--	-------

Player Statistics	China (CHN)			Team Match	Chile (CHI)			Team Match
	Match				Match			
	1	2	3		1	2	3	
Points won	33	33		66	7	13		20
Biggest lead	10	7		10	-	1		1
Points won on own serve	16	17		33	3	7		10
Points lost on own serve	4	6		10	17	16		33
Most consecutive points won	9	6		9	1	2		2
Greatest deficit overcome	-	1		1	-	-		-

Match/Team Match Statistics	Match			Team Match
	1	2	3	
Longest rally (strokes)	10	15		15
Average rally	4	5		4

**Note:**

The "Greatest deficit overcome" only applies when the player/pair ends up winning the game.

**Legend:**

No. Number



## Detailed Team Match Results

チームの試合結果詳細

China (CHN) 2 - 0 Chile (CHI)

### Match 1:

CAO Ningning (CHN) 3-0 GONZALEZ Cristian (CHI)  
GUO Xingyuan (CHN) FLORES Luis (CHI)

Match Summary		Match	Game 1	Game 2	Game 3	Game 4	Game 5
CAO Ningning / GUO X	CHN	3	11	11	11		
GONZALEZ Cristian / FLORES L	CHI	0	1	2	4		
	Duration	18min	5min	5min	5min		

Team Match No.: 5 Table : 6 Umpires : GRIAZNOVA Liudmila (RUS) FERREIRA Maria (BRA)

Player Statistics	CAO N / GUO X (CHN)						GONZALEZ C / FLORES L (CHI)					
	Game					Match	Game					Match
	1	2	3	4	5		1	2	3	4	5	
Points won	11	11	11			33	1	2	4			7
Biggest lead	10	9	7			10	-	-	-			-
Points won on own serve	5	5	6			16	0	1	2			3
Points lost on own serve	1	1	2			4	6	6	5			17
Most consecutive points won	6	9	3			9	1	1	1			1
Greatest deficit overcome	-	-	-			-	-	-	-			-
Handedness/Grip	/ - /						/ - /					

Game/Match Statistics	Game					Match
	1	2	3	4	5	
Longest rally (strokes)	6	9	10			10
Average rally	3	3	4			4

### Game Progress

1	CAO N / GUO X (CHN)	-*0	1	2	3	*-4	5	5	6	*-7	8	9	10	11			
	GONZALEZ C / FLORES L (CHI)	0	0	*-0	0	0	-*1	1	1	1	*-1	1	1	1			
2	CAO N / GUO X (CHN)	0	1	*-2	3	4	5	*-6	7	8	9	*-9	10	10	11		
	GONZALEZ C / FLORES L (CHI)	*-0	0	0	0	*-0	0	0	0	*-0	0	1	1	*-2	2		
3	CAO N / GUO X (CHN)	*-0	1	2	3	*-3	4	4	5	*-6	6	7	8	*-8	9	10	11
	GONZALEZ C / FLORES L (CHI)	0	0	*-0	0	1	1	*-2	2	2	3	*-3	3	4	4	*-4	4

### Note:

The "Greatest deficit overcome" only applies when the pair ends up winning the game.

### Legend:

\*- First player of pair is serving      \*- Second player of pair is serving      No. Number





## Detailed Team Match Results

チームの試合結果詳細

China (CHN) 2 - 0 Chile (CHI)

Match 2: CAO Ningning (CHN) 3-0 GONZALEZ Cristian (CHI)

Match Summary		Match	Game 1	Game 2	Game 3	Game 4	Game 5
CAO Ningning	CHN	3	11	11	11		
GONZALEZ Cristian	CHI	0	4	4	5		
Duration		20min	6min	6min	7min		

Team Match No.: 5 Table : 6 Umpires : GRIAZNOVA Liudmila (RUS) FERREIRA Maria (BRA)

Player Statistics	CAO Ningning (CHN)						GONZALEZ Cristian (CHI)					
	Game					Match	Game					Match
	1	2	3	4	5		1	2	3	4	5	
Points won	11	11	11			33	4	4	5			13
Biggest lead	7	7	6			7	-	-	1			1
Points won on own serve	7	6	4			17	3	3	1			7
Points lost on own serve	1	1	4			6	4	5	7			16
Most consecutive points won	4	5	6			6	2	1	2			2
Greatest deficit overcome	-	-	1			1	-	-	-			-
Handedness/Grip	/						/					

Game/Match Statistics	Game					Match
	1	2	3	4	5	
Longest rally (strokes)	8	13	15			15
Average rally	4	4	6			5

### Game Progress

1	CAO Ningning (CHN)	*0	1	2	2	*3	4	5	6	*6	6	7	8	*8	9	10	11	
	GONZALEZ Cristian (CHI)	0	0	*0	1	1	1	*1	1	2	3	*3	3	4	4	*4	4	
2	CAO Ningning (CHN)	0	1	*1	2	3	4	*4	5	6	7	*8	9	9	10	*10	11	
	GONZALEZ Cristian (CHI)	*0	0	1	1	*1	1	2	2	*2	2	2	2	*3	3	4	4	
3	CAO Ningning (CHN)	*0	0	1	1	*2	2	3	4	*5	5	5	6	*7	8	9	10	11
	GONZALEZ Cristian (CHI)	0	1	*1	2	2	3	*3	3	3	4	*5	5	5	5	*5	5	5

### Note:

The "Greatest deficit overcome" only applies when the player ends up winning the game.

### Legend:

\* Server

No. Number



## Detailed Team Match Results

チームの試合結果詳細

Poland (POL) 1 - 2 Republic of Korea (KOR)

Team Match No.: 6 Table : 7 Umpires : TANAKA Rieko (JPN) SHIBATA Keiko (JPN)

Match 1			Match	Game 1	Game 2	Game 3	Game 4	Game 5
A/B	ZYLKA K / LIS R	POL	3	6	11	8	11	11
X/Y	KIM YG / KIM JG	KOR	2	11	8	11	5	5
Duration of Match 1:			33min	5min	6min	6min	5min	8min

Match 2			Match	Game 1	Game 2	Game 3	Game 4	Game 5
A	ZYLKA Krzysztof	POL	0	3	7	5		
X	KIM Young-Gun	KOR	3	11	11	11		
Duration of Match 2:			18min	3min	5min	4min		

Match 3			Match	Game 1	Game 2	Game 3	Game 4	Game 5
B	LIS Rafal	POL	0	5	7	8		
Y	KIM Jung-Gil	KOR	3	11	11	11		
Duration of Match 3:			19min	4min	6min	7min		

Duration of Team Match	1h17min
------------------------	---------

Player Statistics	Poland (POL)				Republic of Korea (KOR)			
	Match			Team Match	Match			Team Match
	1	2	3		1	2	3	
Points won	47	15	20	82	40	33	33	106
Biggest lead	6	1	1	6	5	8	6	8
Points won on own serve	27	8	11	46	23	17	17	57
Points lost on own serve	17	16	16	49	20	7	9	36
Most consecutive points won	4	4	2	4	5	5	5	5
Greatest deficit overcome	1	-	-	1	2	1	1	2

Match/Team Match Statistics	Match			Team Match
	1	2	3	
Longest rally (strokes)	21	20	31	31
Average rally	6	5	7	6

**Note:**  
The "Greatest deficit overcome" only applies when the player/pair ends up winning the game.

**Legend:**  
No. Number



## Detailed Team Match Results

チームの試合結果詳細

Poland (POL) 1 - 2 Republic of Korea (KOR)

### Match 1:

ZYLKA Krzysztof / LIS Rafal (POL) 3-2 KIM Young-Gun / KIM Jung-Gil (KOR)

Match Summary		Match	Game 1	Game 2	Game 3	Game 4	Game 5
ZYLKA Krzysztof / LIS R	POL	3	6	11	8	11	11
KIM Young-Gun / KIM JG	KOR	2	11	8	11	5	5
	Duration	33min	5min	6min	6min	5min	8min

Team Match No.: 6 Table : 7 Umpires : TANAKA Rieko (JPN) SHIBATA Keiko (JPN)

Player Statistics	ZYLKA K / LIS R (POL)						KIM YG / KIM JG (KOR)					
	Game					Match	Game					Match
	1	2	3	4	5		1	2	3	4	5	
Points won	6	11	8	11	11	47	11	8	11	5	5	40
Biggest lead	2	4	1	6	6	6	5	-	3	1	-	5
Points won on own serve	4	5	5	6	7	27	6	4	6	3	4	23
Points lost on own serve	5	4	5	2	1	17	2	6	3	5	4	20
Most consecutive points won	2	4	4	3	4	4	5	4	4	1	2	5
Greatest deficit overcome	-	-	-	1	-	1	2	-	1	-	-	2
Handedness/Grip	/ - /						/ - /					

Game/Match Statistics	Game					Match
	1	2	3	4	5	
Longest rally (strokes)	18	21	20	16	12	21
Average rally	6	7	6	8	6	6

### Game Progress

1	ZYLKA K / LIS R (POL)	*-0	1	2	2	*-3	3	3	3	*-3	3	4	4	*-5	6	6	6	*-6	6		
	KIM YG / KIM JG (KOR)	0	0	*-0	1	1	2	*-3	4	5	6	*-6	7	7	7	*-8	9	10	11		
2	ZYLKA K / LIS R (POL)	0	1	*-2	3	4	4	*-4	4	4	5	*-5	6	6	7	*-8	9	9	10	*-10	11
	KIM YG / KIM JG (KOR)	*-0	0	0	0	*-0	1	2	3	*-4	4	5	5	*-6	6	6	6	*-7	7	8	8
3	ZYLKA K / LIS R (POL)	*-0	1	1	1	*-1	2	2	3	*-3	3	4	5	*-6	7	7	7	*-7	7	8	8
	KIM YG / KIM JG (KOR)	0	0	*-1	2	3	3	*-4	4	5	6	*-6	6	6	6	*-7	8	9	10	*-10	11
4	ZYLKA K / LIS R (POL)	0	0	*-1	2	2	3	*-4	4	5	6	*-6	7	8	9	*-9	10	11			
	KIM YG / KIM JG (KOR)	*-0	1	1	1	*-2	2	2	3	*-3	3	4	4	*-4	4	5	5	5			
5	ZYLKA K / LIS R (POL)	*-0	1	2	3	*-3	3	4	5	*-5	6	7	7	*-7	8	9	10	11			
	KIM YG / KIM JG (KOR)	0	0	*-0	0	1	2	*-2	2	3	3	*-3	4	5	5	*-5	5	5			

### Note:

The "Greatest deficit overcome" only applies when the pair ends up winning the game.

### Legend:

\*- First player of pair is serving      -\* Second player of pair is serving      No. Number



## Detailed Team Match Results

チームの試合結果詳細

Poland (POL) 1 - 2 Republic of Korea (KOR)

Match 2: ZYLKA Krzysztof (POL) 0-3 KIM Young-Gun (KOR)

Match Summary		Match	Game 1	Game 2	Game 3	Game 4	Game 5
ZYLKA Krzysztof	POL	0	3	7	5		
KIM Young-Gun	KOR	3	11	11	11		
Duration		18min	3min	5min	4min		

Team Match No.: 6 Table : 7 Umpires : TANAKA Rieko (JPN) SHIBATA Keiko (JPN)

Player Statistics	ZYLKA Krzysztof (POL)						KIM Young-Gun (KOR)					
	Game					Match	Game					Match
	1	2	3	4	5		1	2	3	4	5	
Points won	3	7	5			15	11	11	11			33
Biggest lead	-	1	-			1	8	4	6			8
Points won on own serve	2	4	2			8	5	7	5			17
Points lost on own serve	6	4	6			16	1	3	3			7
Most consecutive points won	1	4	2			4	4	4	5			5
Greatest deficit overcome	-	-	-			-	-	1	-			1
Handedness/Grip	/						/					

Game/Match Statistics	Game					Match
	1	2	3	4	5	
Longest rally (strokes)	10	20	14			20
Average rally	4	6	5			5

### Game Progress

1	ZYLKA Krzysztof (POL)	*0	0	0	0	*0	1	1	2	*2	2	3	3	*3	3	3	KIM Young-Gun (KOR)	0	1	*2	3	4	4	*5	5	6	7	*7	8	9	10	11									
2	ZYLKA Krzysztof (POL)	0	1	*1	2	2	2	*2	3	3	3	*3	4	5	6	*7	7	7	7	7	7	KIM Young-Gun (KOR)	*0	0	1	1	*2	3	4	4	*5	6	7	7	*7	7	7	8	*9	10	11
3	ZYLKA Krzysztof (POL)	*0	0	0	0	*0	0	1	2	*2	2	3	4	*4	4	4	5	5	KIM Young-Gun (KOR)	0	1	*2	3	4	5	*5	5	6	7	*7	7	8	9	*10	10	11					

### Note:

The "Greatest deficit overcome" only applies when the player ends up winning the game.

### Legend:

\* Server

No. Number



## Detailed Team Match Results

チームの試合結果詳細

Poland (POL) 1 - 2 Republic of Korea (KOR)

Match 3: LIS Rafal (POL) 0-3 KIM Jung-Gil (KOR)

Match Summary		Match	Game 1	Game 2	Game 3	Game 4	Game 5
LIS Rafal	POL	0	5	7	8		
KIM Jung-Gil	KOR	3	11	11	11		
Duration		19min	4min	6min	7min		

Team Match No.: 6 Table : 7 Umpires : TANAKA Rieko (JPN) SHIBATA Keiko (JPN)

Player Statistics	LIS Rafal (POL)						KIM Jung-Gil (KOR)					
	Game					Match	Game					Match
	1	2	3	4	5		1	2	3	4	5	
Points won	5	7	8			20	11	11	11			33
Biggest lead	1	1	1			1	6	4	3			6
Points won on own serve	2	4	5			11	5	5	7			17
Points lost on own serve	6	6	4			16	3	3	3			9
Most consecutive points won	2	2	2			2	5	4	3			5
Greatest deficit overcome	-	-	-			-	1	1	1			1
Handedness/Grip	/						/					

Game/Match Statistics	Game					Match
	1	2	3	4	5	
Longest rally (strokes)	9	31	24			31
Average rally	5	8	9			7

### Game Progress

1	LIS Rafal (POL)	0	1	*1	1	1	1	*1	2	3	3	*4	4	4	4	*5	5	5	
	KIM Jung-Gil (KOR)	*0	0	1	2	*3	4	5	5	*5	6	6	7	*8	9	9	10	11	
2	LIS Rafal (POL)	*0	0	1	1	*2	3	3	3	*4	5	5	5	*5	5	6	7	*7	7
	KIM Jung-Gil (KOR)	0	1	*1	2	2	2	*3	4	4	4	*5	6	7	8	*8	8	9	10
3	LIS Rafal (POL)	0	1	*1	1	2	2	*2	3	4	4	*5	6	6	7	*7	7	8	8
	KIM Jung-Gil (KOR)	*0	0	1	2	*2	3	4	4	*4	5	5	5	*6	6	7	8	*8	9

### Note:

The "Greatest deficit overcome" only applies when the player ends up winning the game.

### Legend:

\* Server

No. Number



## Detailed Team Match Results

チームの試合結果詳細

Nigeria (NGR) 0 - 2 France (FRA)

Team Match No.: 7 Table : 8 Umpires : BYSTRICAN Marian (SVK) ZAKI Khaled (EGY)

Match 1			Match	Game 1	Game 2	Game 3	Game 4	Game 5
A/B	KOLEOSHO A / OGUNKUNLE I	NGR	2	11	9	4	11	10
Y/Z	MERRIEN F / SAVANT AIRA N	FRA	3	5	11	11	7	12
Duration of Match 1:			33min	5min	6min	3min	5min	7min

Match 2			Match	Game 1	Game 2	Game 3	Game 4	Game 5
A	KOLEOSHO Ahmed	NGR	2	4	13	7	11	4
X	THOMAS Maxime	FRA	3	11	11	11	8	11
Duration of Match 2:			26min	4min	7min	4min	6min	4min

Duration of Team Match	1h4min
------------------------	--------

Player Statistics	Nigeria (NGR)				France (FRA)			
	Match			Team Match	Match			Team Match
	1	2	3		1	2	3	
Points won	45	39		84	46	52		98
Biggest lead	6	3		6	7	8		8
Points won on own serve	26	24		50	27	29		56
Points lost on own serve	19	23		42	19	15		34
Most consecutive points won	5	4		5	5	7		7
Greatest deficit overcome	1	3		3	3	2		3

Match/Team Match Statistics	Match			Team Match
	1	2	3	
Longest rally (strokes)	15	17		17
Average rally	5	5		5

**Note:**  
The "Greatest deficit overcome" only applies when the player/pair ends up winning the game.

**Legend:**  
No. Number



## Detailed Team Match Results

チームの試合結果詳細

Nigeria (NGR) 0 - 2 France (FRA)

### Match 1:

KOLEOSHO Ahmed / OGUNKUNLE Isau (NGR) 2-3 MERRIEN Florian / SAVANT AIRA Nicolas (FRA)

Match Summary		Match	Game 1	Game 2	Game 3	Game 4	Game 5
KOLEOSHO Ahmed / OGUNKUNLE I	NGR	2	11	9	4	11	10
MERRIEN Florian / SAVANT AIRA N	FRA	3	5	11	11	7	12
Duration		33min	5min	6min	3min	5min	7min

Team Match No.: 7 Table : 8 Umpires : BYSTRICAN Marian (SVK) ZAKI Khaled (EGY)

Player Statistics	KOLEOSHO A / OGUNKUNLE I (NGR)						MERRIEN F / SAVANT AIRA N (FRA)					
	Game					Match	Game					Match
	1	2	3	4	5		1	2	3	4	5	
Points won	11	9	4	11	10	45	5	11	11	7	12	46
Biggest lead	6	-	1	4	3	6	-	4	7	1	2	7
Points won on own serve	5	7	3	5	6	26	2	8	6	4	7	27
Points lost on own serve	3	3	5	3	5	19	6	2	1	6	4	19
Most consecutive points won	4	3	1	5	3	5	2	3	5	4	4	5
Greatest deficit overcome	-	-	-	1	-	1	-	-	1	-	3	3
Handedness/Grip	/ - /						/ - /					

Game/Match Statistics	Game					Match
	1	2	3	4	5	
Longest rally (strokes)	8	14	12	12	15	15
Average rally	5	5	6	5	5	5

### Game Progress

1	KOLEOSHO A / OGUNKUNLE I (NGR)	*-0	1	2	3	*-4	4	4	5	*-5	6	7	8	*-9	9	10	10	11						
	MERRIEN F / SAVANT AIRA N (FRA)	0	0	*-0	0	0	1	*-2	2	3	*-3	3	3	4	*-4	5	5							
2	KOLEOSHO A / OGUNKUNLE I (NGR)	0	0	*-0	1	1	1	*-1	2	3	3	*-3	4	5	6	*-6	7	8	8	*-9	9	9		
	MERRIEN F / SAVANT AIRA N (FRA)	*-0	1	2	2	*-3	4	5	5	*-5	6	7	7	*-7	7	8	8	*-8	9	9	10	11		
3	KOLEOSHO A / OGUNKUNLE I (NGR)	*-0	1	1	1	*-1	1	1	2	*-2	3	3	3	*-3	4	4	4							
	MERRIEN F / SAVANT AIRA N (FRA)	0	0	*-1	2	3	4	*-5	5	6	6	*-7	8	9	9	*-10	11							
4	KOLEOSHO A / OGUNKUNLE I (NGR)	0	1	*-1	1	2	3	*-3	4	5	6	*-6	6	6	6	*-7	8	9	10	11				
	MERRIEN F / SAVANT AIRA N (FRA)	*-0	0	1	2	*-2	2	3	3	*-3	3	4	5	*-6	7	7	7	*-7	7	7				
5	KOLEOSHO A / OGUNKUNLE I (NGR)	*-0	0	1	2	*-2	3	3	4	*-4	5	6	7	*-7	7	8	9	*-9	9	10	10	*-10	10	10
	MERRIEN F / SAVANT AIRA N (FRA)	0	1	*-1	1	2	2	*-3	3	4	4	*-4	4	5	6	*-6	6	7	8	*-8	9	10	*-11	12

#### Note:

The "Greatest deficit overcome" only applies when the pair ends up winning the game.

#### Legend:

\*- First player of pair is serving      \*- Second player of pair is serving      No. Number



## Detailed Team Match Results

チームの試合結果詳細

Nigeria (NGR) 0 - 2 France (FRA)

Match 2: KOLEOSHO Ahmed (NGR) 2-3 THOMAS Maxime (FRA)

Match Summary		Match	Game 1	Game 2	Game 3	Game 4	Game 5
KOLEOSHO Ahmed	NGR	2	4	13	7	11	4
THOMAS Maxime	FRA	3	11	11	11	8	11
Duration		26min	4min	7min	4min	6min	4min

Team Match No.: 7 Table : 8 Umpires : BYSTRICAN Marian (SVK) ZAKI Khaled (EGY)

Player Statistics	KOLEOSHO Ahmed (NGR)							THOMAS Maxime (FRA)						
	Game					Match	Game					Match		
	1	2	3	4	5		1	2	3	4	5			
Points won	4	13	7	11	4	39	11	11	11	8	11	52		
Biggest lead	1	2	2	3	-	3	7	2	6	3	8	8		
Points won on own serve	2	7	6	5	4	24	5	6	7	4	7	29		
Points lost on own serve	6	5	4	4	4	23	2	6	1	6	0	15		
Most consecutive points won	1	3	2	4	2	4	6	3	7	3	5	7		
Greatest deficit overcome	-	2	-	3	-	3	1	-	2	-	-	2		
Handedness/Grip	/							/						

Game/Match Statistics	Game					Match
	1	2	3	4	5	
Longest rally (strokes)	9	17	11	13	9	17
Average rally	4	5	4	6	5	5

### Game Progress

1	KOLEOSHO Ahmed (NGR)	*0	1	1	1	*2	2	2	2	*2	2	2	3	*3	4	4	4							
	THOMAS Maxime (FRA)	0	0	*1	2	2	3	*4	5	6	7	*8	8	9	9	*10	11							
2	KOLEOSHO Ahmed (NGR)	0	1	*2	2	2	2	*3	3	3	4	*4	5	6	7	*7	8	9	9	*9	9	10	*10	11
	THOMAS Maxime (FRA)	*0	0	0	1	*2	3	3	4	*5	5	6	6	*6	6	7	7	*7	8	9	10	*10	11	*11
		*12	13																					
		11	11																					
3	KOLEOSHO Ahmed (NGR)	*0	1	2	2	*2	2	2	2	*2	2	3	3	*3	4	5	5	*6	7	7				
	THOMAS Maxime (FRA)	0	0	*0	1	2	3	*4	5	6	7	*7	8	9	9	*9	10	10	10	10	11			
4	KOLEOSHO Ahmed (NGR)	0	0	*1	1	1	1	*2	3	4	5	*5	6	6	7	*7	7	8	9	*10	11			
	THOMAS Maxime (FRA)	*0	1	1	2	*3	4	4	4	*4	4	5	5	*6	6	7	8	*8	8	8	8			
5	KOLEOSHO Ahmed (NGR)	*0	0	0	0	*0	0	1	1	*1	2	2	2	*2	3	4	4							
	THOMAS Maxime (FRA)	0	1	*2	3	4	5	*5	6	7	7	*8	9	10	10	*10	11							

**Note:**  
The "Greatest deficit overcome" only applies when the player ends up winning the game.

**Legend:**  
\* Server No. Number





## Detailed Team Match Results

チームの試合結果詳細

Slovakia (SVK) **0 - 2** People's Republic of China (CHN)

Team Match No.: 8 Table : 5 Umpires : CHOI Chang Seong (KOR) IOKI Setsuko (JPN)

Match 1		Match	Game 1	Game 2	Game 3	Game 4	Game 5	
A/B	TRAVNICEK B / MIHALIK P	SVK	2	8	11	6	11	7
X/Y	CAO N / GUO X	CHN	3	11	7	11	9	11
Duration of Match 1:			51min	7min	7min	7min	7min	12min

Match 2		Match	Game 1	Game 2	Game 3	Game 4	Game 5	
A	TRAVNICEK Boris	SVK	2	3	9	11	11	9
X	CAO Ningning	CHN	3	11	11	7	8	11
Duration of Match 2:			43min	5min	8min	9min	9min	9min

Duration of Team Match	1h41min
------------------------	---------

Player Statistics	Slovakia (SVK)			Team Match	People's Republic of China (CHN)			Team Match
	Match				Match			
	1	2	3		1	2	3	
Points won	43	43		86	49	48		97
Biggest lead	6	5		6	5	8		8
Points won on own serve	25	21		46	29	22		51
Points lost on own serve	20	26		46	18	22		40
Most consecutive points won	5	8		8	7	7		7
Greatest deficit overcome	2	4		4	2	5		5

Match/Team Match Statistics	Match			Team Match
	1	2	3	
Longest rally (strokes)	35	31		35
Average rally	8	7		8

**Note:**

The "Greatest deficit overcome" only applies when the player/pair ends up winning the game.

**Legend:**

No. Number



## Detailed Team Match Results

チームの試合結果詳細

Slovakia (SVK) **0 - 2** People's Republic of China (CHN)

### Match 1:

TRAVNICEK Boris / MIHALIK Peter (SVK) **2-3** CAO Ningning / GUO Xingyuan (CHN)

#### Match Summary

		Match	Game 1	Game 2	Game 3	Game 4	Game 5
TRAVNICEK Boris / MIHALIK P	SVK	2	8	11	6	11	7
CAO Ningning / GUO X	CHN	3	11	7	11	9	11
	Duration	51min	7min	7min	7min	7min	12min

Team Match No.: 8 Table : 5 Umpires : CHOI Chang Seong (KOR) IOKI Setsuko (JPN)

Player Statistics	TRAVNICEK B / MIHALIK P (SVK)						CAO N / GUO X (CHN)					
	Game					Match	Game					Match
	1	2	3	4	5		1	2	3	4	5	
Points won	8	11	6	11	7	43	11	7	11	9	11	49
Biggest lead	2	6	2	2	-	6	3	-	5	2	4	5
Points won on own serve	4	8	4	6	3	25	6	5	7	5	6	29
Points lost on own serve	5	2	4	4	5	20	4	3	2	5	4	18
Most consecutive points won	3	5	2	3	3	5	5	3	7	3	4	7
Greatest deficit overcome	-	-	-	2	-	2	2	-	2	-	-	2
Handedness/Grip	/ - /						/ - /					

Game/Match Statistics	Game					Match
	1	2	3	4	5	
Longest rally (strokes)	18	26	18	25	35	35
Average rally	7	7	7	8	12	8

#### Game Progress

1	TRAVNICEK B / MIHALIK P (SVK)	0	1	*-1	1	1	1	*-2	3	4	4	*-5	6	7	7	*-7	7	7	7	*-8	8	
	CAO N / GUO X (CHN)	*-0	0	1	2	*-3	4	4	4	*-4	5	5	5	*-5	6	7	8	*-9	10	10	11	
2	TRAVNICEK B / MIHALIK P (SVK)	*-0	1	2	2	*-3	3	4	5	*-6	7	8	8	*-8	9	10	10	*-10	10	11		
	CAO N / GUO X (CHN)	0	0	*-0	1	1	2	*-2	2	2	2	*-2	3	4	4	*-4	5	6	7	7		
3	TRAVNICEK B / MIHALIK P (SVK)	0	1	*-1	2	3	3	*-3	3	3	3	*-3	3	4	4	*-5	6	6	6			
	CAO N / GUO X (CHN)	*-0	0	1	1	*-1	2	3	4	*-5	6	7	8	*-8	9	9	9	*-10	11			
4	TRAVNICEK B / MIHALIK P (SVK)	*-0	0	0	1	*-2	3	3	3	*-3	4	5	5	*-6	6	7	8	*-8	9	10	10	11
	CAO N / GUO X (CHN)	0	1	*-2	2	2	2	*-3	4	5	5	*-5	6	6	7	*-7	7	8	8	*-8	9	9
5	TRAVNICEK B / MIHALIK P (SVK)	0	0	*-0	0	1	1	*-1	2	2	3	*-4	4	5	6	*-7	7	7	7	7		
	CAO N / GUO X (CHN)	*-0	1	2	3	*-3	4	5	5	*-6	6	6	7	*-7	7	7	8	*-9	10	11		

#### Note:

The "Greatest deficit overcome" only applies when the pair ends up winning the game.

#### Legend:

\*- First player of pair is serving      \*- Second player of pair is serving      No. Number



## Detailed Team Match Results

チームの試合結果詳細

Slovakia (SVK) 0 - 2 People's Republic of China (CHN)

Match 2: TRAVNICEK Boris (SVK) 2-3 CAO Ningning (CHN)

Match Summary		Match	Game 1	Game 2	Game 3	Game 4	Game 5
TRAVNICEK Boris	SVK	2	3	9	11	11	9
CAO Ningning	CHN	3	11	11	7	8	11
Duration		43min	5min	8min	9min	9min	9min

Team Match No.: 8 Table : 5 Umpires : CHOI Chang Seong (KOR) IOKI Setsuko (JPN)

Player Statistics	TRAVNICEK Boris (SVK)						CAO Ningning (CHN)					
	Game					Match	Game					Match
	1	2	3	4	5		1	2	3	4	5	
Points won	3	9	11	11	9	43	11	11	7	8	11	48
Biggest lead	1	1	4	3	5	5	8	3	4	3	2	8
Points won on own serve	1	4	6	4	6	21	4	5	3	3	7	22
Points lost on own serve	7	6	4	5	4	26	2	5	5	7	3	22
Most consecutive points won	1	4	8	4	4	8	6	3	3	3	7	7
Greatest deficit overcome	-	-	4	3	-	4	1	1	-	-	5	5
Handedness/Grip	/						/					

Game/Match Statistics	Game					Match
	1	2	3	4	5	
Longest rally (strokes)	17	25	31	28	19	31
Average rally	6	6	7	9	7	7

### Game Progress

1	TRAVNICEK Boris (SVK)	*0	1	1	2	*2	2	2	2	*3	3	3	3	*3	3	3						
	CAO Ningning (CHN)	0	0	*1	1	2	3	*4	5	5	6	*7	8	9	10	11						
2	TRAVNICEK Boris (SVK)	0	1	*1	1	2	2	*3	3	3	3	*4	5	6	7	*7	7	8	8	*9	9	9
	CAO Ningning (CHN)	*0	0	1	2	*2	3	3	4	*5	6	6	6	*6	6	7	8	*8	9	9	10	11
3	TRAVNICEK Boris (SVK)	*0	0	1	1	*1	2	2	3	*3	3	3	4	*5	6	7	8	*9	10	11		
	CAO Ningning (CHN)	0	1	*1	2	3	3	*4	4	5	6	*7	7	7	7	*7	7	7	7	7		
4	TRAVNICEK Boris (SVK)	0	0	*0	0	1	2	*3	3	3	4	*5	5	6	7	*7	7	8	9	*10	11	
	CAO Ningning (CHN)	*0	1	2	3	*3	3	3	4	*5	5	5	6	*6	6	7	8	*8	8	8	8	
5	TRAVNICEK Boris (SVK)	*0	1	2	3	*3	4	4	4	*5	6	7	8	*8	9	9	9	*9	9	9	9	9
	CAO Ningning (CHN)	0	0	*0	0	1	1	*2	3	3	3	*3	3	4	4	*5	6	7	8	*9	10	11

**Note:**  
The "Greatest deficit overcome" only applies when the player ends up winning the game.

**Legend:**  
\* Server  
No. Number



## Detailed Team Match Results

チームの試合結果詳細

Republic of Korea (KOR) 2 - 0 France (FRA)

Team Match No.: 9 Table : 6 Umpires : SELIG Gert (GER) RIVERO Ernesto (VEN)

Match 1		Match	Game 1	Game 2	Game 3	Game 4	Game 5
A/B	KIM YG / KIM JG	KOR	3	14	9	11	11
Y/Z	MERRIEN F / SAVANT AIRA N	FRA	1	12	11	9	8
Duration of Match 1:			38min	10min	7min	8min	10min

Match 2		Match	Game 1	Game 2	Game 3	Game 4	Game 5
A	KIM Young-Gun	KOR	3	11	11	11	
X	THOMAS Maxime	FRA	0	9	2	5	
Duration of Match 2:			18min	6min	4min	5min	

Duration of Team Match	1h1min
------------------------	--------

Player Statistics	Republic of Korea (KOR)			Team Match	France (FRA)			Team Match
	Match				Match			
	1	2	3		1	2	3	
Points won	45	33		78	40	16		56
Biggest lead	4	9		9	4	1		4
Points won on own serve	24	15		39	22	7		29
Points lost on own serve	18	9		27	21	18		39
Most consecutive points won	5	6		6	4	2		4
Greatest deficit overcome	2	1		2	-	-		-

Match/Team Match Statistics	Match			Team Match
	1	2	3	
Longest rally (strokes)	41	23		41
Average rally	9	8		9

**Note:**  
The "Greatest deficit overcome" only applies when the player/pair ends up winning the game.

**Legend:**  
No. Number



## Detailed Team Match Results

チームの試合結果詳細

Republic of Korea (KOR) 2 - 0 France (FRA)

### Match 1:

KIM Young-Gun (KOR) 3-1 MERRIEN Florian (FRA)  
KIM Jung-Gil (KOR) SAVANT AIRA Nicolas (FRA)

Match Summary		Match	Game 1	Game 2	Game 3	Game 4	Game 5
KIM Young-Gun / KIM JG	KOR	3	14	9	11	11	
MERRIEN Florian / SAVANT AIRA N	FRA	1	12	11	9	8	
	Duration	38min	10min	7min	8min	10min	

Team Match No.: 9 Table : 6 Umpires : SELIG Gert (GER) RIVERO Ernesto (VEN)

Player Statistics	KIM YG / KIM JG (KOR)						MERRIEN F / SAVANT AIRA N (FRA)					
	Game					Match	Game					Match
	1	2	3	4	5		1	2	3	4	5	
Points won	14	9	11	11		45	12	11	9	8		40
Biggest lead	3	-	2	4		4	2	4	2	2		4
Points won on own serve	6	6	5	7		24	5	7	4	6		22
Points lost on own serve	7	4	5	2		18	8	3	6	4		21
Most consecutive points won	5	3	3	5		5	4	3	3	2		4
Greatest deficit overcome	2	-	2	2		2	-	-	-	-		-
Handedness/Grip	/ - /						/ - /					

Game/Match Statistics	Game					Match
	1	2	3	4	5	
Longest rally (strokes)	31	17	22	29		41
Average rally	9	7	10	10		9

### Game Progress

1	KIM YG / KIM JG (KOR)	*-0	1	2	2	*-3	3	3	3	*-3	4	5	6	*-7	8	8	8	*-9	9	9	9	*-10	10	*-11
	MERRIEN F / SAVANT AIRA N (FRA)	0	0	*-0	1	1	2	*-3	4	5	5	*-5	5	5	5	*-6	7	7	8	*-9	10	10	*-11	11
			11	*-12	13	14																		
			*-12	12	*-12	12																		
2	KIM YG / KIM JG (KOR)	0	0	*-0	1	1	1	*-1	2	3	4	*-4	5	5	5	*-5	6	6	7	*-8	9	9		9
	MERRIEN F / SAVANT AIRA N (FRA)	*-0	1	2	2	*-3	4	5	5	*-5	5	6	6	*-7	8	9	9	*-10	10	10	10	10	10	11
3	KIM YG / KIM JG (KOR)	*-0	0	1	2	*-2	2	3	3	*-4	5	5	5	*-5	6	6	7	*-8	9	9	10	10	11	
	MERRIEN F / SAVANT AIRA N (FRA)	0	1	*-1	1	2	3	*-3	4	4	4	*-5	6	7	7	*-8	8	8	8	*-9	9	9	9	9
4	KIM YG / KIM JG (KOR)	0	1	*-1	1	2	2	*-2	3	4	5	*-6	7	7	7	*-8	9	10	10	*-10	11			
	MERRIEN F / SAVANT AIRA N (FRA)	*-0	0	1	2	*-2	3	4	4	*-4	4	4	4	*-5	6	6	6	*-6	7	8	8	8	8	8

#### Note:

The "Greatest deficit overcome" only applies when the pair ends up winning the game.

#### Legend:

\*- First player of pair is serving      -\* Second player of pair is serving      No. Number



## Detailed Team Match Results

チームの試合結果詳細

Republic of Korea (KOR) 2 - 0 France (FRA)

Match 2: KIM Young-Gun (KOR) 3-0 THOMAS Maxime (FRA)

Match Summary		Match	Game 1	Game 2	Game 3	Game 4	Game 5
KIM Young-Gun	KOR	3	11	11	11		
THOMAS Maxime	FRA	0	9	2	5		
	Duration	18min	6min	4min	5min		

Team Match No.: 9 Table : 6 Umpires : SELIG Gert (GER) RIVERO Ernesto (VEN)

Player Statistics	KIM Young-Gun (KOR)						THOMAS Maxime (FRA)					
	Game					Match	Game					Match
	1	2	3	4	5		1	2	3	4	5	
Points won	11	11	11			33	9	2	5			16
Biggest lead	2	9	6			9	1	-	-			1
Points won on own serve	5	5	5			15	4	1	2			7
Points lost on own serve	5	1	3			9	6	6	6			18
Most consecutive points won	2	6	5			6	2	1	2			2
Greatest deficit overcome	1	-	-			1	-	-	-			-
Handedness/Grip	/						/					

Game/Match Statistics	Game					Match
	1	2	3	4	5	
Longest rally (strokes)	19	23	21			23
Average rally	8	10	6			8

### Game Progress

1	KIM Young-Gun (KOR)	*0	1	2	2	*3	3	3	4	*4	4	5	5	*6	6	7	7	*8	9	9	10	11
	THOMAS Maxime (FRA)	0	0	*0	1	1	2	*3	3	4	5	*5	6	6	7	*7	8	8	8	*9	9	9
2	KIM Young-Gun (KOR)	0	1	*2	2	3	4	*5	6	7	8	*8	9	10	11							
	THOMAS Maxime (FRA)	*0	0	0	1	*1	1	1	1	*1	1	2	2	*2	2							
3	KIM Young-Gun (KOR)	*0	1	1	2	*3	4	4	4	*5	5	6	7	*8	9	10	10	11				
	THOMAS Maxime (FRA)	0	0	*1	1	1	1	*2	3	3	4	*4	4	4	4	*4	5	5				

### Note:

The "Greatest deficit overcome" only applies when the player ends up winning the game.

### Legend:

\* Server

No. Number



## Detailed Team Match Results

チームの試合結果詳細

Republic of Korea (KOR) 0 - 2 China (CHN)

Team Match No.: 10 Table : 6 Umpires : SELIG Gert (GER) BYSTRICAN Marian (SVK)

Match 1		Match	Game 1	Game 2	Game 3	Game 4	Game 5
A/B	KIM JG / KIM YG	KOR	0	5	11	11	
X/Y	CAO N / GUO X	CHN	3	11	13	13	
Duration of Match 1:		29min	5min	10min	12min		

Match 2		Match	Game 1	Game 2	Game 3	Game 4	Game 5
A	KIM Jung-Gil	KOR	2	5	11	8	11
X	CAO Ningning	CHN	3	11	8	11	9
Duration of Match 2:		45min	4min	6min	8min	9min	7min

Duration of Team Match	1h24min
------------------------	---------

Player Statistics	Republic of Korea (KOR)			Team Match	China (CHN)			Team Match
	Match				Match			
	1	2	3		1	2	3	
Points won	27	39		66	37	50		87
Biggest lead	2	5		5	6	7		7
Points won on own serve	15	20		35	20	25		45
Points lost on own serve	17	24		41	12	19		31
Most consecutive points won	3	4		4	4	7		7
Greatest deficit overcome	-	1		1	2	1		2

Match/Team Match Statistics	Match			Team Match
	1	2	3	
Longest rally (strokes)	27	36		36
Average rally	6	8		7

**Note:**

The "Greatest deficit overcome" only applies when the player/pair ends up winning the game.

**Legend:**

No. Number



## Detailed Team Match Results

チームの試合結果詳細

Republic of Korea (KOR) **0 - 2** China (CHN)

### Match 1:

KIM Jung-Gil (KOR) **0-3** CAO Ningning (CHN)  
KIM Young-Gun (KOR)

Match Summary		Match	Game 1	Game 2	Game 3	Game 4	Game 5
KIM Jung-Gil / KIM YG	KOR	0	5	11	11		
CAO Ningning / GUO X	CHN	3	11	13	13		
Duration		29min	5min	10min	12min		

Team Match No.: 10 Table : 6 Umpires : SELIG Gert (GER) BYSTRICAN Marian (SVK)

Player Statistics	KIM JG / KIM YG (KOR)						CAO N / GUO X (CHN)					
	Game					Match	Game					Match
	1	2	3	4	5		1	2	3	4	5	
Points won	5	11	11			27	11	13	13			37
Biggest lead	2	2	2			2	6	2	2			6
Points won on own serve	4	6	5			15	7	7	6			20
Points lost on own serve	4	6	7			17	1	5	6			12
Most consecutive points won	2	3	3			3	4	4	3			4
Greatest deficit overcome	-	-	-			-	2	2	2			2
Handedness/Grip	/ - /						/ - /					

Game/Match Statistics	Game					Match
	1	2	3	4	5	
Longest rally (strokes)	7	27	22			27
Average rally	3	6	7			6

### Game Progress

1	KIM JG / KIM YG (KOR)	-*0	1	2	2	*-2	3	3	3	*-3	3	4	4	*-4	4	4	5	5						
	CAO N / GUO X (CHN)	0	0	*-0	1	2	2	*-3	4	5	6	*-6	7	8	9	*-10	10	11						
2	KIM JG / KIM YG (KOR)	0	0	*-1	2	3	3	*-3	4	4	4	*-5	6	6	7	*-8	8	8	8	*-8	9	10	*-11	11
	CAO N / GUO X (CHN)	*-0	1	1	1	*-1	2	3	3	*-4	5	5	5	*-6	6	6	7	*-8	9	10	10	*-10	10	*-11
		*-11	11																					
		12	13																					
3	KIM JG / KIM YG (KOR)	-*0	0	1	1	*-2	2	3	4	*-5	5	5	6	*-6	6	7	8	*-8	9	9	9	*-10	11	*-11
	CAO N / GUO X (CHN)	0	1	*-1	2	2	3	*-3	3	3	4	*-5	5	6	7	*-7	7	8	8	*-9	10	10	*-10	11
		11	11																					
		*-12	13																					

### Note:

The "Greatest deficit overcome" only applies when the pair ends up winning the game.

### Legend:

\*- First player of pair is serving      \*- Second player of pair is serving      No. Number





## Detailed Team Match Results

チームの試合結果詳細

Republic of Korea (KOR) 0 - 2 China (CHN)

Match 2: KIM Jung-Gil (KOR) 2-3 CAO Ningning (CHN)

Match Summary		Match	Game 1	Game 2	Game 3	Game 4	Game 5
KIM Jung-Gil	KOR	2	5	11	8	11	4
CAO Ningning	CHN	3	11	8	11	9	11
Duration		45min	4min	6min	8min	9min	7min

Team Match No.: 10 Table : 6 Umpires : SELIG Gert (GER) BYSTRICAN Marian (SVK)

Player Statistics	KIM Jung-Gil (KOR)						CAO Ningning (CHN)					
	Game					Match	Game					Match
	1	2	3	4	5		1	2	3	4	5	
Points won	5	11	8	11	4	39	11	8	11	9	11	50
Biggest lead	1	5	-	3	-	5	7	-	3	1	7	7
Points won on own serve	3	4	5	5	3	20	6	3	6	4	6	25
Points lost on own serve	5	5	4	5	5	24	2	7	3	6	1	19
Most consecutive points won	2	3	3	4	2	4	7	3	2	3	4	7
Greatest deficit overcome	-	-	-	1	-	1	1	-	-	-	-	1
Handedness/Grip	/						/					

Game/Match Statistics	Game					Match
	1	2	3	4	5	
Longest rally (strokes)	15	21	36	36	16	36
Average rally	7	7	10	11	7	8

### Game Progress

1	KIM Jung-Gil (KOR)	*0	1	1	2	*2	2	3	3	*3	3	3	3	*3	3	4	5	5
	CAO Ningning (CHN)	0	0	*1	1	2	3	*3	4	5	6	*7	8	9	10	*10	10	11
2	KIM Jung-Gil (KOR)	0	1	*2	2	3	4	*4	5	5	6	*7	8	8	8	*9	9	9
	CAO Ningning (CHN)	*0	0	0	1	*1	1	2	2	*3	3	3	*4	5	5	6	*7	8
3	KIM Jung-Gil (KOR)	0	*0	0	1	*1	1	2	2	*3	4	5	5	*5	6	6	6	*7
	CAO Ningning (CHN)	0	1	*2	2	3	4	*4	5	5	5	*5	6	7	7	*8	9	9
4	KIM Jung-Gil (KOR)	0	1	*1	2	2	3	*4	4	4	4	*5	6	7	8	*8	8	8
	CAO Ningning (CHN)	*0	0	1	1	*2	2	2	3	*4	5	5	5	*5	5	6	7	*8
5	KIM Jung-Gil (KOR)	*0	0	0	0	*0	1	1	1	*2	3	3	3	*3	3	4	4	
	CAO Ningning (CHN)	0	1	*2	3	4	4	*5	6	6	6	*7	8	9	10	*10	11	

### Note:

The "Greatest deficit overcome" only applies when the player ends up winning the game.

### Legend:

\* Server

No. Number



## Player Statistics

プレーヤーの統計

As of THU 2 SEP 2021

Players	NPC Code	Matches				Games				Match Duration	
		Played	Won	Lost	%Won	Played	Won	Lost	%Won	All	Average
CAO Ningning	CHN	3	3	0	100%	13	9	4	69%	1h48min	36min
		Points Won				Points Lost					
		Total	Own Serve: 64		Most Consecutive: 7		Total	Own Serve: 47		Most Consecutive: 8	
		130	Opp. Serve: 66		GDO: 5		95	Opp. Serve: 48		GLL: 4	
COPOLA Gabriel	ARG	Matches				Games				Match Duration	
		1	1	0	100%	4	3	1	75%	24min	24min
		Points Won				Points Lost					
		Total	Own Serve: 21		Most Consecutive: 5		Total	Own Serve: 13		Most Consecutive: 8	
38	Opp. Serve: 17		GDO: 2		32	Opp. Serve: 19		GLL: 2			
DEPERGOLA Mauro	ARG	Matches				Games				Match Duration	
		1	0	1	0%	4	1	3	25%	25min	25min
		Points Won				Points Lost					
		Total	Own Serve: 15		Most Consecutive: 5		Total	Own Serve: 19		Most Consecutive: 10	
30	Opp. Serve: 15		GDO: 1		40	Opp. Serve: 21		GLL: 2			
GONZALEZ Cristian	CHI	Matches				Games				Match Duration	
		1	0	1	0%	3	0	3	0%	20min	20min
		Points Won				Points Lost					
		Total	Own Serve: 7		Most Consecutive: 2		Total	Own Serve: 16		Most Consecutive: 6	
13	Opp. Serve: 6		GDO: 0		33	Opp. Serve: 17		GLL: 1			
KIM Jung-Gil	KOR	Matches				Games				Match Duration	
		2	1	1	50%	8	5	3	63%	1h4min	32min
		Points Won				Points Lost					
		Total	Own Serve: 37		Most Consecutive: 5		Total	Own Serve: 33		Most Consecutive: 7	
72	Opp. Serve: 35		GDO: 1		69	Opp. Serve: 36		GLL: 1			
KIM Young-Gun	KOR	Matches				Games				Match Duration	
		2	2	0	100%	6	6	0	100%	36min	18min
		Points Won				Points Lost					
		Total	Own Serve: 32		Most Consecutive: 6		Total	Own Serve: 16		Most Consecutive: 4	
66	Opp. Serve: 34		GDO: 1		31	Opp. Serve: 15		GLL: 0			
KOLEOSHO Ahmed	NGR	Matches				Games				Match Duration	
		2	1	1	50%	9	5	4	56%	51min	26min
		Points Won				Points Lost					
		Total	Own Serve: 45		Most Consecutive: 10		Total	Own Serve: 38		Most Consecutive: 7	
79	Opp. Serve: 34		GDO: 3		82	Opp. Serve: 44		GLL: 2			



## Player Statistics

プレーヤーの統計

As of THU 2 SEP 2021

Players	NPC Code	Matches				Games				Match Duration	
		Played	Won	Lost	%Won	Played	Won	Lost	%Won	All	Average
LIS Rafal	POL	2	1	1	50%	6	3	3	50%	32min	16min
		Points Won				Points Lost					
		Total	Own Serve:	29	Most Consecutive:	10	Total	Own Serve:	20	Most Consecutive:	5
		53	Opp. Serve:	24	GDO:	1	43	Opp. Serve:	23	GLL:	1
MIHALIK Peter	SVK	Matches				Games				Match Duration	
		Played	Won	Lost	%Won	Played	Won	Lost	%Won	All	Average
		1	1	0	100%	5	3	2	60%	41min	41min
		Points Won				Points Lost					
Total	Own Serve:	29	Most Consecutive:	4	Total	Own Serve:	16	Most Consecutive:	3		
49	Opp. Serve:	20	GDO:	1	44	Opp. Serve:	28	GLL:	1		
OGUNKUNLE Isau	NGR	Matches				Games				Match Duration	
		Played	Won	Lost	%Won	Played	Won	Lost	%Won	All	Average
		1	0	1	0%	4	1	3	25%	24min	24min
		Points Won				Points Lost					
Total	Own Serve:	19	Most Consecutive:	8	Total	Own Serve:	17	Most Consecutive:	5		
32	Opp. Serve:	13	GDO:	2	38	Opp. Serve:	21	GLL:	2		
OZTURK Abdullah	TUR	Matches				Games				Match Duration	
		Played	Won	Lost	%Won	Played	Won	Lost	%Won	All	Average
		1	1	0	100%	5	3	2	60%	33min	33min
		Points Won				Points Lost					
Total	Own Serve:	27	Most Consecutive:	5	Total	Own Serve:	15	Most Consecutive:	6		
48	Opp. Serve:	21	GDO:	0	35	Opp. Serve:	20	GLL:	4		
OZTURK Ali	TUR	Matches				Games				Match Duration	
		Played	Won	Lost	%Won	Played	Won	Lost	%Won	All	Average
		1	0	1	0%	5	2	3	40%	41min	41min
		Points Won				Points Lost					
Total	Own Serve:	28	Most Consecutive:	3	Total	Own Serve:	20	Most Consecutive:	4		
44	Opp. Serve:	16	GDO:	1	49	Opp. Serve:	29	GLL:	1		
PALIKUCA Mitar	SRB	Matches				Games				Match Duration	
		Played	Won	Lost	%Won	Played	Won	Lost	%Won	All	Average
		1	1	0	100%	4	3	1	75%	24min	24min
		Points Won				Points Lost					
Total	Own Serve:	24	Most Consecutive:	4	Total	Own Serve:	13	Most Consecutive:	6		
39	Opp. Serve:	15	GDO:	1	35	Opp. Serve:	22	GLL:	1		
PERLIC Goran	SRB	Matches				Games				Match Duration	
		Played	Won	Lost	%Won	Played	Won	Lost	%Won	All	Average
		1	0	1	0%	3	0	3	0%	13min	13min
		Points Won				Points Lost					
Total	Own Serve:	6	Most Consecutive:	2	Total	Own Serve:	15	Most Consecutive:	10		
10	Opp. Serve:	4	GDO:	0	33	Opp. Serve:	18	GLL:	1		



## Player Statistics

プレイヤーの統計

As of THU 2 SEP 2021

Players	NPC Code	Matches				Games				Match Duration	
		Played	Won	Lost	%Won	Played	Won	Lost	%Won	All	Average
THOMAS Maxime	FRA	2	1	1	50%	8	3	5	38%	44min	22min
		Points Won				Points Lost					
		Total	Own Serve: 36		Most Consecutive: 7		Total	Own Serve: 33		Most Consecutive: 6	
		68	Opp. Serve: 32		GDO: 2		72	Opp. Serve: 39		GLL: 3	
TRAVNICEK Boris	SVK	Matches				Games				Match Duration	
		Played	Won	Lost	%Won	Played	Won	Lost	%Won	All	Average
		3	1	2	33%	13	7	6	54%	1h35min	32min
		Points Won				Points Lost					
Total	Own Serve: 59		Most Consecutive: 8		Total	Own Serve: 57		Most Consecutive: 7			
111	Opp. Serve: 52		GDO: 4		119	Opp. Serve: 62		GLL: 5			
ZENATY Ayman Kamal	EGY	Matches				Games				Match Duration	
		Played	Won	Lost	%Won	Played	Won	Lost	%Won	All	Average
		1	0	1	0%	3	0	3	0%	19min	19min
		Points Won				Points Lost					
Total	Own Serve: 13		Most Consecutive: 4		Total	Own Serve: 15		Most Consecutive: 6			
23	Opp. Serve: 10		GDO: 0		33	Opp. Serve: 18		GLL: 3			
ZYLKA Krzysztof	POL	Matches				Games				Match Duration	
		Played	Won	Lost	%Won	Played	Won	Lost	%Won	All	Average
		2	0	2	0%	7	1	6	14%	42min	21min
		Points Won				Points Lost					
Total	Own Serve: 30		Most Consecutive: 6		Total	Own Serve: 31		Most Consecutive: 5			
50	Opp. Serve: 20		GDO: 1		72	Opp. Serve: 41		GLL: 1			

**Note:**  
The "Greatest deficit overcome" only applies when the player ends up winning the game and "Greatest lead lost" only when losing.

**Legend:**  
**GDO** Greatest deficit overcome    **GLL** Greatest lead lost    **Opp.** Opponent's



## Tournament Statistics

トーナメントの統計

As of THU 2 SEP 2021

Statistics	Round of 16	Quarterfinals	Semifinals	Finals	Total
<b>Team Matches</b>					
Total	3	4	2	1	10
Game Margin: 2:0	1 33%	2 50%	2 100%	1 100%	6 60%
2:1	2 67%	2 50%			4 40%
Invalid Results Mark					
Duration: Total	3h7min	5h	2h42min	1h24min	12h13min
Longest	1h19min	1h55min	1h41min	1h24min	1h55min
Shortest	48min	44min	1h1min	1h24min	44min
Average	1h2min	1h15min	1h21min	1h24min	1h13min
<b>Matches</b>					
Total	8	10	4	2	24
Game Margin: 3:0	5 63%	4 40%	1 25%	1 50%	11 46%
3:1	3 38%	1 10%	1 25%		5 21%
3:2		5 50%	2 50%	1 50%	8 33%
Invalid Results Mark					
Duration: Total	2h52min	4h37min	2h30min	1h14min	11h13min
Longest	27min	41min	51min	45min	51min
Shortest	13min	18min	18min	29min	13min
Average	22min	28min	38min	37min	28min
<b>Games</b>					
Total	27	41	17	8	93
Point Margin: 11					
10	1 4%	1 2%			2 2%
9		1 2%	1 6%		2 2%
8	4 15%	2 5%	1 6%		7 8%
7	1 4%	7 17%		1 13%	9 10%
6	4 15%	7 17%	1 6%	2 25%	14 15%
5	3 11%	3 7%	1 6%		7 8%
4	1 4%	7 17%	3 18%		11 12%
3	6 22%	6 15%	3 18%	2 25%	17 18%
2	7 26%	7 17%	7 41%	3 38%	24 26%
Invalid Results Mark					
Duration: Total	2h29min	4h6min	2h10min	1h1min	9h46min
Longest	9min	11min	12min	12min	12min
Shortest	3min	3min	4min	4min	3min
Average	6min	6min	8min	8min	6min
<b>Points</b>					
Total	484	711	317	153	1665
Per game	17.93	17.34	18.65	19.13	17.90
Most consecutive won	10	9	8	7	10
Greatest deficit overcome	3	4	5	2	5
Longest rally	22	31	35	36	36
Average rally	5	6	8	7	6

**Note:**

The "Greatest deficit overcome" only applies when the player/pair ends up winning the game.



**Medallists**  
メダリスト

Medal	NPC	Name
GOLD	CHN - People's Republic of China	CAO Ningning GUO Xingyuan ZHANG Yan
SILVER	KOR - Republic of Korea	BAEK Youngbok KIM Jung-Gil KIM Young-Gun
BRONZE	FRA - France	MERRIEN Florian SAVANT AIRA Nicolas THOMAS Maxime
	SVK - Slovakia	MIHALIK Peter TRAVNICEK Boris



## Entry List by Event

種目別エントリーリスト

As of SUN 22 AUG 2021

NPC	Name	Date of Birth
AUS - Australia	BALLESTRINO Jake	27 JUL 1991
	HIRTH Trevor	29 FEB 1984
BRA - Brazil	PEREIRA STROH Israel	6 SEP 1986
	SALMIN FILHO Paulo Sergio	12 NOV 1993
CHN - People's Republic of China	CHEN Chao	25 JAN 1987
	LIAO Keli	5 JAN 1990
	YAN Shuo	26 JUL 1995
EGY - Egypt	HAMADTOU Ibrahim Elhusseiny	1 JUL 1973
	YOUSSEF Sayed Mohamed	8 MAY 1984
ESP - Spain	MORALES Jordi	17 NOV 1985
	VALERA Alvaro	16 OCT 1982
GBR - Great Britain	BAYLEY William	17 JAN 1988
	KARABARDAK Paul	3 OCT 1985
GER - Germany	RAU Thomas	6 APR 1984
	SCHNAKE Bjoern	13 DEC 1971
JPN - Japan	INOUE Masachika	12 AUG 1995
	YAGI Katsuyoshi	17 JUN 1990
THA - Thailand	PUNPOO Chalermpong	25 MAR 1981
	THAINIYOM Rungroj	16 DEC 1986







## Detailed Team Match Results

チームの試合結果詳細

**Brazil (BRA) 2 - 0 Japan (JPN)**

Team Match No.: 1 Table : 2 Umpires : BENCSIK Imre (HUN) ALIOTTA Esther (USA)

Match 1			Match	Game 1	Game 2	Game 3	Game 4	Game 5
A/B	PEREIRA STROH I / SALMIN FILHO PS	BRA	3	11	2	11	11	
X/Y	INOUE M / YAGI K	JPN	1	7	11	5	8	
Duration of Match 1:			31min	7min	5min	6min	9min	

Match 2			Match	Game 1	Game 2	Game 3	Game 4	Game 5
A	PEREIRA STROH Israel	BRA	3	10	11	7	11	12
X	INOUE Masachika	JPN	2	12	9	11	4	10
Duration of Match 2:			44min	9min	8min	6min	2min	8min

Duration of Team Match	1h24min
------------------------	---------

Player Statistics	Brazil (BRA)			Team Match	Japan (JPN)			Team Match
	Match				Match			
	1	2	3		1	2	3	
Points won	35	51		86	31	46		77
Biggest lead	7	10		10	9	4		9
Points won on own serve	22	30		52	20	28		48
Points lost on own serve	11	18		29	13	21		34
Most consecutive points won	7	10		10	7	4		7
Greatest deficit overcome	2	2		2	-	1		1

Match/Team Match Statistics	Match			Team Match
	1	2	3	
Longest rally (strokes)	8	13		13
Average rally	4	4		4

**Note:**

The "Greatest deficit overcome" only applies when the player/pair ends up winning the game.

**Legend:**

No. Number



## Detailed Team Match Results

チームの試合結果詳細

Brazil (BRA) 2 - 0 Japan (JPN)

### Match 1:

PEREIRA STROH Israel (BRA) 3-1 INOUE Masachika (JPN)  
SALMIN FILHO Paulo Sergio (BRA) YAGI Katsuyoshi (JPN)

Match Summary		Match	Game 1	Game 2	Game 3	Game 4	Game 5
PEREIRA STROH Israel / SALMIN FILHO PS	BRA	3	11	2	11	11	
INOUE Masachika / YAGI K	JPN	1	7	11	5	8	
	Duration	31min	7min	5min	6min	9min	

Team Match No.: 1 Table : 2 Umpires : BENCSIK Imre (HUN) ALIOTTA Esther (USA)

Player Statistics	PEREIRA STROH I / SALMIN FILHO PS (BRA)						INOUE M / YAGI K (JPN)					
	Game					Match	Game					Match
	1	2	3	4	5		1	2	3	4	5	
Points won	11	2	11	11		35	7	11	5	8		31
Biggest lead	4	-	7	3		7	2	9	-	1		9
Points won on own serve	8	2	5	7		22	5	7	2	6		20
Points lost on own serve	2	4	3	2		11	3	0	6	4		13
Most consecutive points won	3	1	7	3		7	3	7	2	3		7
Greatest deficit overcome	2	-	-	1		2	-	-	-	-		-
Handedness/Grip	/ - /						/ - /					

Game/Match Statistics	Game					Match
	1	2	3	4	5	
Longest rally (strokes)	7	7	7	8		8
Average rally	4	4	4	4		4

### Game Progress

1	PEREIRA STROH I / SALMIN FILHO PS (BRA)	*-0	0	1	2	*-2	3	3	3	*-3	4	5	6	*-6	7	8	8	*-9	10	11	
	INOUE M / YAGI K (JPN)	0	1	*-1	1	2	2	*-3	4	5	5	*-5	5	6	6	*-6	7	7	7	7	
2	PEREIRA STROH I / SALMIN FILHO PS (BRA)	0	0	*-0	1	1	1	*-1	1	1	1	*-1	2	2	2						
	INOUE M / YAGI K (JPN)	*-0	1	2	2	*-3	4	5	6	*-7	8	9	9	*-10	11						
3	PEREIRA STROH I / SALMIN FILHO PS (BRA)	*-0	1	2	3	*-4	5	6	7	*-7	7	8	8	*-9	9	9	10	11			
	INOUE M / YAGI K (JPN)	0	0	*-0	0	0	0	*-0	0	1	2	*-2	3	3	4	*-5	5	5			
4	PEREIRA STROH I / SALMIN FILHO PS (BRA)	0	1	*-1	2	3	3	*-3	3	4	5	*-5	6	7	7	*-7	8	8	9	*-10	11
	INOUE M / YAGI K (JPN)	*-0	0	1	1	*-1	2	3	4	*-4	4	5	5	*-5	6	7	7	*-8	8	8	8

### Note:

The "Greatest deficit overcome" only applies when the pair ends up winning the game.

### Legend:

\*- First player of pair is serving      \*- Second player of pair is serving      No. Number



## Detailed Team Match Results

チームの試合結果詳細

Brazil (BRA) 2 - 0 Japan (JPN)

Match 2: PEREIRA STROH Israel (BRA) 3-2 INOUE Masachika (JPN)

Match Summary		Match	Game 1	Game 2	Game 3	Game 4	Game 5
PEREIRA STROH Israel	BRA	3	10	11	7	11	12
INOUE Masachika	JPN	2	12	9	11	4	10
	Duration	44min	9min	8min	6min	2min	8min

Team Match No.: 1 Table : 2 Umpires : BENCSIK Imre (HUN) ALIOTTA Esther (USA)

Player Statistics	PEREIRA STROH Israel (BRA)						INOUE Masachika (JPN)					
	Game					Match	Game					Match
	1	2	3	4	5		1	2	3	4	5	
Points won	10	11	7	11	12	51	12	9	11	4	10	46
Biggest lead	-	3	1	10	5	10	4	2	4	-	-	4
Points won on own serve	7	6	3	6	8	30	8	5	6	2	7	28
Points lost on own serve	4	4	5	2	3	18	3	5	4	5	4	21
Most consecutive points won	2	5	2	10	3	10	3	3	4	4	4	4
Greatest deficit overcome	-	2	-	-	-	2	-	-	1	-	-	1
Handedness/Grip	/						/					

Game/Match Statistics	Game					Match
	1	2	3	4	5	
Longest rally (strokes)	8	9	7	8	13	13
Average rally	4	4	4	5	4	4

### Game Progress

1	PEREIRA STROH Israel (BRA)	0	0	*0	1	1	1	*1	2	2	3	*3	4	5	5	*6	7	7	8	*8	9	10	*10	10
	INOUE Masachika (JPN)	*0	1	2	2	*3	4	5	5	*6	6	7	7	*7	8	8	8	*9	9	10	10	*10	11	12
2	PEREIRA STROH Israel (BRA)	*0	1	1	1	*2	2	3	4	*4	5	5	5	*5	6	7	8	*9	10	10	10	10	11	
	INOUE Masachika (JPN)	0	0	*1	2	2	3	*3	3	4	4	*5	6	7	7	*7	7	7	7	*8	9	9		
3	PEREIRA STROH Israel (BRA)	0	1	*1	1	2	3	*3	4	4	4	*5	5	6	6	*7	7	7	7	7	7			
	INOUE Masachika (JPN)	*0	0	1	2	*2	2	3	3	*4	5	5	6	*6	7	7	8	*9	10	11				
4	PEREIRA STROH Israel (BRA)	*0	1	2	3	*4	5	6	7	*8	9	10	10	*10	10	10	11							
	INOUE Masachika (JPN)	0	0	*0	0	0	0	*0	0	0	0	*0	1	2	3	*4	4							
5	PEREIRA STROH Israel (BRA)	0	1	*1	2	3	4	*4	5	6	6	*7	8	8	8	*8	8	9	9	*9	10	10	*11	12
	INOUE Masachika (JPN)	*0	0	1	1	*1	1	2	2	*2	3	3	3	*4	5	6	7	*7	8	9	9	*10	10	10

**Note:**  
The "Greatest deficit overcome" only applies when the player ends up winning the game.

**Legend:**  
\* Server  
No. Number



## Detailed Team Match Results

チームの試合結果詳細

People's Republic of China (CHN) 2 - 0 Brazil (BRA)

Team Match No.: 2 Table : 3 Umpires : IGARASHI Kumiko (JPN) KHALILI MARANDI Pari (MAS)

Match 1			Match	Game 1	Game 2	Game 3	Game 4	Game 5
A/B	YAN S / LIAO K	CHN	3	11	11	9	10	11
X/Y	PEREIRA STROH I / SALMIN FILHO PS	BRA	2	4	9	11	12	1
Duration of Match 1:			46min	6min	8min	8min	10min	6min

Match 2			Match	Game 1	Game 2	Game 3	Game 4	Game 5
A	YAN Shuo	CHN	3	11	11	7	11	
X	PEREIRA STROH Israel	BRA	1	5	9	11	6	
Duration of Match 2:			29min	5min	7min	7min	7min	

Duration of Team Match	1h20min
------------------------	---------

Player Statistics	People's Republic of China (CHN)				Brazil (BRA)			
	Match			Team Match	Match			Team Match
	1	2	3		1	2	3	
Points won	52	40		92	37	31		68
Biggest lead	10	6		10	3	5		5
Points won on own serve	27	21		48	19	17		36
Points lost on own serve	18	14		32	25	19		44
Most consecutive points won	7	6		7	7	4		7
Greatest deficit overcome	2	3		3	4	2		4

Match/Team Match Statistics	Match			Team Match
	1	2	3	
Longest rally (strokes)	7	15		15
Average rally	4	5		4

**Note:**  
The "Greatest deficit overcome" only applies when the player/pair ends up winning the game.

**Legend:**  
No. Number



## Detailed Team Match Results

チームの試合結果詳細

People's Republic of China (CHN) 2 - 0 Brazil (BRA)

### Match 1:

YAN Shuo / LIAO Keli (CHN) 3-2 PEREIRA STROH Israel / SALMIN FILHO Paulo Sergio (BRA)

Match Summary		Match	Game 1	Game 2	Game 3	Game 4	Game 5
YAN Shuo / LIAO K	CHN	3	11	11	9	10	11
PEREIRA STROH Israel / SALMIN FILHO PS	BRA	2	4	9	11	12	1
Duration		46min	6min	8min	8min	10min	6min

Team Match No.: 2 Table : 3 Umpires : IGARASHI Kumiko (JPN) KHALILI MARANDI Pari (MAS)

Player Statistics	YAN S / LIAO K (CHN)						PEREIRA STROH I / SALMIN FILHO PS (BRA)					
	Game					Match	Game					Match
	1	2	3	4	5		1	2	3	4	5	
Points won	11	11	9	10	11	52	4	9	11	12	1	37
Biggest lead	7	3	4	1	10	10	2	-	3	3	-	3
Points won on own serve	4	7	5	5	6	27	0	6	6	6	1	19
Points lost on own serve	4	3	5	6	0	18	7	4	4	5	5	25
Most consecutive points won	5	3	3	3	7	7	2	2	7	3	1	7
Greatest deficit overcome	2	-	-	-	-	2	-	-	4	1	-	4
Handedness/Grip	/ - /						/ - /					

Game/Match Statistics	Game					Match
	1	2	3	4	5	
Longest rally (strokes)	7	6	7	7	7	7
Average rally	4	4	4	4	4	4

### Game Progress

1	YAN S / LIAO K (CHN)	-*0	0	0	1	*-2	3	3	4	-*5	6	6	7	*-8	9	10	11							
	PEREIRA STROH I / SALMIN FILHO PS (BRA)	0	1	*-2	2	2	*-3	3	3	3	*-4	4	4	4	*-4	4	4							
2	YAN S / LIAO K (CHN)	0	1	*-2	3	3	*-4	4	5	5	*-6	6	7	7	*-7	8	9	9	*-9	10	11			
	PEREIRA STROH I / SALMIN FILHO PS (BRA)	*-0	0	0	0	*-1	2	2	3	*-3	4	4	5	*-5	6	7	7	*-7	8	9	9			
3	YAN S / LIAO K (CHN)	-*0	1	1	2	*-3	4	4	4	*-5	6	7	7	*-7	7	7	7	*-7	7	8	9	9		
	PEREIRA STROH I / SALMIN FILHO PS (BRA)	0	0	*-1	1	1	*-2	3	3	3	*-3	4	5	6	*-7	8	9	10	*-10	10	11	11		
4	YAN S / LIAO K (CHN)	0	0	*-1	2	2	3	*-3	4	4	4	*-5	5	5	5	*-6	7	7	7	*-8	9	10	*-10	10
	PEREIRA STROH I / SALMIN FILHO PS (BRA)	*-0	1	1	1	*-2	2	3	3	*-4	5	5	6	*-7	8	8	8	*-9	10	10	10	*-10	11	12
5	YAN S / LIAO K (CHN)	-*0	1	2	3	*-4	5	6	7	*-7	8	9	10	11										
	PEREIRA STROH I / SALMIN FILHO PS (BRA)	0	0	*-0	0	0	0	*-0	0	1	1	*-1	1	1										

### Note:

The "Greatest deficit overcome" only applies when the pair ends up winning the game.

### Legend:

\*- First player of pair is serving      \*- Second player of pair is serving      No. Number



## Detailed Team Match Results

チームの試合結果詳細

People's Republic of China (CHN) 2 - 0 Brazil (BRA)

Match 2: YAN Shuo (CHN) 3-1 PEREIRA STROH Israel (BRA)

Match Summary		Match	Game 1	Game 2	Game 3	Game 4	Game 5
YAN Shuo	CHN	3	11	11	7	11	
PEREIRA STROH Israel	BRA	1	5	9	11	6	
Duration		29min	5min	7min	7min	7min	

Team Match No.: 2 Table : 3 Umpires : IGARASHI Kumiko (JPN) KHALILI MARANDI Pari (MAS)

Player Statistics	YAN Shuo (CHN)						PEREIRA STROH Israel (BRA)					
	Game					Match	Game					Match
	1	2	3	4	5		1	2	3	4	5	
Points won	11	11	7	11		40	5	9	11	6		31
Biggest lead	6	4	2	5		6	-	2	5	3		5
Points won on own serve	6	4	4	7		21	3	3	7	4		17
Points lost on own serve	2	6	4	2		14	5	7	3	4		19
Most consecutive points won	5	6	2	5		6	2	3	4	3		4
Greatest deficit overcome	-	2	-	3		3	-	-	2	-		2
Handedness/Grip	/						/					

Game/Match Statistics	Game					Match
	1	2	3	4	5	
Longest rally (strokes)	10	10	13	15		15
Average rally	4	4	5	6		5

### Game Progress

1	YAN Shuo (CHN)	0	1	*1	2	3	3	*3	4	4	5	*6	6	7	8	*9	10	11				
	PEREIRA STROH Israel (BRA)	*0	0	1	1	*1	2	3	3	*4	4	4	5	*5	5	5	5	5				
2	YAN Shuo (CHN)	*0	0	0	1	*2	3	4	5	*6	6	6	7	*8	8	9	9	*9	9	10	10	11
	PEREIRA STROH Israel (BRA)	0	1	*2	2	2	2	*2	2	2	3	*4	4	4	5	*5	6	7	8	*8	9	9
3	YAN Shuo (CHN)	0	1	*2	2	3	3	*3	4	4	4	*4	4	5	5	*5	5	6	7	7		
	PEREIRA STROH Israel (BRA)	*0	0	0	1	*1	2	3	3	*4	5	6	7	*7	8	9	10	*10	10	11		
4	YAN Shuo (CHN)	*0	1	1	1	*1	2	2	2	*3	4	5	6	*6	7	8	9	*10	11			
	PEREIRA STROH Israel (BRA)	0	0	*1	2	3	3	*4	5	5	5	*5	5	6	6	*6	6	6	6			

### Note:

The "Greatest deficit overcome" only applies when the player ends up winning the game.

### Legend:

\* Server

No. Number



## Detailed Team Match Results

チームの試合結果詳細

Thailand (THA) 1 - 2 Germany (GER)

Team Match No.: 3 Table : 1 Umpires : HIGASHIJIMA Masae (JPN) FUJIMOTO Shigeko (JPN)

Match 1			Match	Game 1	Game 2	Game 3	Game 4	Game 5
A/B	PUNPOO C / THAINIYOM R	THA	3	11	11	5	11	
X/Y	RAU T / SCHNAKE B	GER	1	5	4	11	9	
Duration of Match 1:			27min	6min	5min	5min	7min	

Match 2			Match	Game 1	Game 2	Game 3	Game 4	Game 5
A	PUNPOO Chalermpong	THA	2	16	8	11	3	10
X	RAU Thomas	GER	3	14	11	3	11	12
Duration of Match 2:			43min	10min	8min	5min	5min	10min

Match 3			Match	Game 1	Game 2	Game 3	Game 4	Game 5
B	THAINIYOM Rungroj	THA	0	7	7	10		
Y	SCHNAKE Bjoern	GER	3	11	11	12		
Duration of Match 3:			21min	5min	6min	8min		

Duration of Team Match	1h42min
------------------------	---------

Player Statistics	Thailand (THA)				Germany (GER)			
	Match			Team Match	Match			Team Match
	1	2	3		1	2	3	
Points won	38	48	24	110	29	51	34	114
Biggest lead	7	8	2	8	6	8	4	8
Points won on own serve	21	29	10	60	16	31	15	62
Points lost on own serve	13	20	19	52	17	19	14	50
Most consecutive points won	7	5	4	7	4	8	4	8
Greatest deficit overcome	2	4	-	4	1	5	2	5

Match/Team Match Statistics	Match			Team Match
	1	2	3	
Longest rally (strokes)	11	12	9	12
Average rally	4	4	4	4

### Note:

The "Greatest deficit overcome" only applies when the player/pair ends up winning the game.

### Legend:

No. Number



## Detailed Team Match Results

チームの試合結果詳細

Thailand (THA) 1 - 2 Germany (GER)

### Match 1:

**PUNPOO Chalermpong THAINIYOM Rungroj (THA) 3-1 RAU Thomas SCHNAKE Bjoern (GER)**

Match Summary		Match	Game 1	Game 2	Game 3	Game 4	Game 5
PUNPOO Chalermpong / THAINIYOM R	THA	3	11	11	5	11	
RAU Thomas / SCHNAKE B	GER	1	5	4	11	9	
	Duration	27min	6min	5min	5min	7min	

Team Match No.: 3 Table : 1 Umpires : HIGASHIJIMA Masae (JPN) FUJIMOTO Shigeko (JPN)

Player Statistics	PUNPOO C / THAINIYOM R (THA)						RAU T / SCHNAKE B (GER)					
	Game					Match	Game					Match
	1	2	3	4	5		1	2	3	4	5	
Points won	11	11	5	11		38	5	4	11	9		29
Biggest lead	6	7	1	2		7	1	-	6	2		6
Points won on own serve	7	7	3	4		21	4	3	6	3		16
Points lost on own serve	1	1	5	6		13	4	4	2	7		17
Most consecutive points won	7	5	2	4		7	2	2	4	2		4
Greatest deficit overcome	1	-	-	2		2	-	-	1	-		1
Handedness/Grip	/ - /						/ - /					

Game/Match Statistics	Game					Match
	1	2	3	4	5	
Longest rally (strokes)	6	8	7	11		11
Average rally	4	4	3	4		4

### Game Progress

1	<b>PUNPOO C / THAINIYOM R (THA)</b>	0	0	*-1	2	3	3	*-3	4	4	4	*-5	6	7	8	*-9	10	11				
	RAU T / SCHNAKE B (GER)	*-0	1	1	1	*-1	2	3	3	*-4	5	5	5	*-5	5	5	5	5				
2	<b>PUNPOO C / THAINIYOM R (THA)</b>	*-0	1	2	2	*-2	3	4	4	*-5	6	6	7	*-8	9	10	11					
	RAU T / SCHNAKE B (GER)	0	0	*-0	1	2	2	*-2	3	3	*-4	4	4	4	*-4	4						
3	<b>PUNPOO C / THAINIYOM R (THA)</b>	0	1	*-1	1	2	3	*-3	4	4	4	*-4	4	5	5	*-5	5	5				
	RAU T / SCHNAKE B (GER)	*-0	0	1	2	*-2	2	3	3	*-4	5	6	7	*-7	8	9	10	11				
4	<b>PUNPOO C / THAINIYOM R (THA)</b>	*-0	0	1	1	*-2	3	3	3	*-4	4	4	5	*-5	6	7	8	*-9	9	9	10	11
	RAU T / SCHNAKE B (GER)	0	1	*-1	2	2	2	*-3	4	4	5	*-6	6	7	7	*-7	7	7	8	*-9	9	9

### Note:

The "Greatest deficit overcome" only applies when the pair ends up winning the game.

### Legend:

\*- First player of pair is serving      \*- Second player of pair is serving      No. Number





## Detailed Team Match Results

チームの試合結果詳細

Thailand (THA) 1 - 2 Germany (GER)

Match 2: PUNPOO Chalermpong (THA) 2-3 RAU Thomas (GER)

Match Summary		Match	Game 1	Game 2	Game 3	Game 4	Game 5
PUNPOO Chalermpong	THA	2	16	8	11	3	10
RAU Thomas	GER	3	14	11	3	11	12
Duration		43min	10min	8min	5min	5min	10min

Team Match No.: 3 Table : 1 Umpires : HIGASHIJIMA Masae (JPN) FUJIMOTO Shigeko (JPN)

Player Statistics	PUNPOO Chalermpong (THA)						RAU Thomas (GER)					
	Game					Match	Game					Match
	1	2	3	4	5		1	2	3	4	5	
Points won	16	8	11	3	10	48	14	11	3	11	12	51
Biggest lead	4	5	8	-	1	8	4	3	1	8	5	8
Points won on own serve	9	5	7	3	5	29	8	7	2	8	6	31
Points lost on own serve	6	4	1	3	6	20	7	3	4	0	5	19
Most consecutive points won	4	3	5	2	5	5	8	5	1	6	5	8
Greatest deficit overcome	4	-	1	-	-	4	-	5	-	-	1	5
Handedness/Grip	/						/					

Game/Match Statistics	Game					Match
	1	2	3	4	5	
Longest rally (strokes)	6	9	8	6	12	12
Average rally	3	4	4	3	4	4

### Game Progress

1	PUNPOO Chalermpong (THA)	*0	1	2	3	*4	4	4	4	*4	4	4	4	*4	5	6	6	*7	8	9	10	*10	11	*11
	RAU Thomas (GER)	0	0	*0	0	0	1	*2	3	4	5	*6	7	8	8	*8	9	9	9	*9	9	10	*10	11
		11	*12	13	*13	13	*14	15	16															
		*12	12	*12	13	*14	14	*14	14															
2	PUNPOO Chalermpong (THA)	0	1	*1	2	3	4	*4	5	6	7	*7	7	7	7	*7	8	8	8	*8	8			8
	RAU Thomas (GER)	*0	0	1	1	*1	1	2	2	*2	2	3	4	*5	6	7	7	*8	9	10	11			11
3	PUNPOO Chalermpong (THA)	*0	0	1	2	*3	4	5	5	*6	7	8	9	*9	10	11								
	RAU Thomas (GER)	0	1	*1	1	1	1	*1	2	2	2	*2	2	3	3	3								
4	PUNPOO Chalermpong (THA)	0	0	*0	0	1	1	*1	2	3	3	*3	3	3	3	3								
	RAU Thomas (GER)	*0	1	2	3	*3	4	5	5	*5	6	7	8	*9	10	11								
5	PUNPOO Chalermpong (THA)	*0	1	1	2	*2	2	2	2	*2	3	4	5	*5	5	5	5	*6	7	8	9	*10	10	10
	RAU Thomas (GER)	0	0	*1	1	2	3	*4	5	6	6	*6	6	7	8	*9	10	10	10	*10	10	10	*11	12

**Note:**  
The "Greatest deficit overcome" only applies when the player ends up winning the game.

**Legend:**  
\* Server  
No. Number



## Detailed Team Match Results

チームの試合結果詳細

Thailand (THA) 1 - 2 Germany (GER)

Match 3: THAINIYOM Rungroj (THA) 0-3 SCHNAKE Bjoern (GER)

Match Summary		Match	Game 1	Game 2	Game 3	Game 4	Game 5
THAINIYOM Rungroj	THA	0	7	7	10		
SCHNAKE Bjoern	GER	3	11	11	12		
Duration		21min	5min	6min	8min		

Team Match No.: 3 Table : 1 Umpires : HIGASHIJIMA Masae (JPN) FUJIMOTO Shigeko (JPN)

Player Statistics	THAINIYOM Rungroj (THA)					Match	SCHNAKE Bjoern (GER)					Match
	Game						Game					
	1	2	3	4	5		1	2	3	4	5	
Points won	7	7	10			24	11	11	12			34
Biggest lead	2	-	1			2	4	4	3			4
Points won on own serve	3	2	5			10	6	3	6			15
Points lost on own serve	5	8	6			19	4	5	5			14
Most consecutive points won	2	2	4			4	4	3	3			4
Greatest deficit overcome	-	-	-			-	2	-	1			2
Handedness/Grip						/						/

Game/Match Statistics	Game					Match
	1	2	3	4	5	
Longest rally (strokes)	9	9	9			9
Average rally	4	4	5			4

### Game Progress

1	THAINIYOM Rungroj (THA)	0	1	*2	2	3	3	*3	3	3	4	*4	4	5	5	*6	6	7	7	7				
	SCHNAKE Bjoern (GER)	*0	0	0	1	*1	2	3	4	*5	5	6	7	*7	8	8	9	*9	10	11				
2	THAINIYOM Rungroj (THA)	*0	0	1	1	*2	2	3	3	*4	4	4	5	*5	5	5	6	*7	7	7				
	SCHNAKE Bjoern (GER)	0	1	*1	2	2	3	*3	4	4	5	*6	6	7	8	*9	9	9	10	11				
3	THAINIYOM Rungroj (THA)	0	0	*0	0	1	1	*2	2	3	4	*5	5	5	5	*6	7	8	9	*9	10	10	*10	10
	SCHNAKE Bjoern (GER)	*0	1	2	3	*3	4	4	5	*5	5	5	6	*7	8	8	8	*8	8	9	9	*10	11	12

### Note:

The "Greatest deficit overcome" only applies when the player ends up winning the game.

### Legend:

\* Server

No. Number



## Detailed Team Match Results

チームの試合結果詳細

Australia (AUS) 0 - 2 Great Britain (GBR)

Team Match No.: 4 Table : 2 Umpires : DZIOBA Grzegorz (CAN) SAMAL Jiban Ballav (IND)

Match 1			Match	Game 1	Game 2	Game 3	Game 4	Game 5
A/B	HIRTH T / BALLESTRINO J	AUS	0	1	6	3		
X/Y	BAYLEY W / KARABARDAK P	GBR	3	11	11	11		
Duration of Match 1:			18min	4min	6min	6min		

Match 2			Match	Game 1	Game 2	Game 3	Game 4	Game 5
A	HIRTH Trevor	AUS	0	5	5	4		
X	BAYLEY William	GBR	3	11	11	11		
Duration of Match 2:			19min	6min	5min	5min		

Duration of Team Match	42min
------------------------	-------

Player Statistics	Australia (AUS)			Team Match	Great Britain (GBR)			Team Match
	Match				Match			
	1	2	3		1	2	3	
Points won	10	14		24	33	33		66
Biggest lead	-	2		2	10	7		10
Points won on own serve	4	8		12	16	18		34
Points lost on own serve	17	15		32	6	6		12
Most consecutive points won	3	2		3	7	6		7
Greatest deficit overcome	-	-		-	-	2		2

Match/Team Match Statistics	Match			Team Match
	1	2	3	
Longest rally (strokes)	8	20		20
Average rally	4	5		4

**Note:**

The "Greatest deficit overcome" only applies when the player/pair ends up winning the game.

**Legend:**

No. Number



## Detailed Team Match Results

チームの試合結果詳細

Australia (AUS) 0 - 2 Great Britain (GBR)

### Match 1:

HIRTH Trevor / BALLESTRINO Jake (AUS) 0-3 BAYLEY William / KARABARDAK Paul (GBR)

### Match Summary

		Match	Game 1	Game 2	Game 3	Game 4	Game 5
HIRTH Trevor / BALLESTRINO J	AUS	0	1	6	3		
BAYLEY William / KARABARDAK P	GBR	3	11	11	11		
	Duration	18min	4min	6min	6min		

Team Match No.: 4 Table : 2 Umpires : DZIOBA Grzegorz (CAN) SAMAL Jiban Ballav (IND)

Player Statistics	HIRTH T / BALLESTRINO J (AUS)						BAYLEY W / KARABARDAK P (GBR)					
	Game					Match	Game					Match
	1	2	3	4	5		1	2	3	4	5	
Points won	1	6	3			10	11	11	11			33
Biggest lead	-	-	-			-	10	5	8			10
Points won on own serve	1	1	2			4	6	3	7			16
Points lost on own serve	5	8	4			17	0	5	1			6
Most consecutive points won	1	3	1			3	7	4	5			7
Greatest deficit overcome	-	-	-			-	-	-	-			-
Handedness/Grip	/ - /						/ - /					

Game/Match Statistics	Game					Match
	1	2	3	4	5	
Longest rally (strokes)	6	7	8			8
Average rally	3	4	4			4

### Game Progress

1	HIRTH T / BALLESTRINO J (AUS)	0	0	*-0	0	0	0	-*0	0	1	1	*-1	1	1					
	BAYLEY W / KARABARDAK P (GBR)	*-0	1	2	3	*-4	5	6	7	*-7	8	9	10	11					
2	HIRTH T / BALLESTRINO J (AUS)	*-0	0	0	1	*-2	2	2	2	*-3	3	3	4	*-5	6	6	6	*-6	6
	BAYLEY W / KARABARDAK P (GBR)	0	1	*-2	2	2	3	*-4	5	5	6	*-7	7	7	7	*-8	9	10	11
3	HIRTH T / BALLESTRINO J (AUS)	0	0	*-0	0	1	1	*-1	1	1	1	*-2	2	3	3	3			
	BAYLEY W / KARABARDAK P (GBR)	*-0	1	2	3	*-3	4	5	6	*-7	8	8	9	*-9	10	11			

### Note:

The "Greatest deficit overcome" only applies when the pair ends up winning the game.

### Legend:

\*- First player of pair is serving      -\* Second player of pair is serving      No. Number



## Detailed Team Match Results

チームの試合結果詳細

Australia (AUS) 0 - 2 Great Britain (GBR)

Match 2: HIRTH Trevor (AUS) 0-3 BAYLEY William (GBR)

Match Summary		Match	Game 1	Game 2	Game 3	Game 4	Game 5
HIRTH Trevor	AUS	0	5	5	4		
BAYLEY William	GBR	3	11	11	11		
Duration		19min	6min	5min	5min		

Team Match No.: 4 Table : 2 Umpires : DZIOBA Grzegorz (CAN) SAMAL Jiban Ballav (IND)

Player Statistics	HIRTH Trevor (AUS)						BAYLEY William (GBR)					
	Game					Match	Game					Match
	1	2	3	4	5		1	2	3	4	5	
Points won	5	5	4			14	11	11	11			33
Biggest lead	2	2	-			2	6	6	7			7
Points won on own serve	3	2	3			8	6	5	7			18
Points lost on own serve	5	6	4			15	2	3	1			6
Most consecutive points won	2	2	2			2	6	6	4			6
Greatest deficit overcome	-	-	-			-	2	2	-			2
Handedness/Grip	/						/					

Game/Match Statistics	Game					Match
	1	2	3	4	5	
Longest rally (strokes)	10	12	20			20
Average rally	5	5	5			5

### Game Progress

1	HIRTH Trevor (AUS)	0	1	*1	2	3	3	*3	3	4	4	*5	5	5	5	*5	5	5
	BAYLEY William (GBR)	*0	0	1	1	*1	2	3	4	*4	5	5	6	*7	8	9	10	11
2	HIRTH Trevor (AUS)	*0	1	2	2	*2	2	2	3	*4	4	4	4	*4	4	4	5	5
	BAYLEY William (GBR)	0	0	*0	1	2	3	*4	4	4	5	*6	7	8	9	*10	10	11
3	HIRTH Trevor (AUS)	0	0	*0	1	1	1	*2	3	3	3	*3	4	4	4	*4	4	
	BAYLEY William (GBR)	*0	1	2	2	*3	4	4	4	*5	6	7	7	*8	9	10	11	

### Note:

The "Greatest deficit overcome" only applies when the player ends up winning the game.

### Legend:

\* Server No. Number



## Detailed Team Match Results

チームの試合結果詳細

Spain (ESP) 2 - 0 Egypt (EGY)

Team Match No.: 5 Table : 4 Umpires : BENCSIK Imre (HUN) ALIOTTA Esther (USA)

Match 1		Match	Game 1	Game 2	Game 3	Game 4	Game 5
A/B	MORALES J / VALERA A	ESP	3	11	11	11	
X/Y	HAMADTOU IE / YOUSSEF SM	EGY	0	6	5	7	
Duration of Match 1:			20min	5min	6min	7min	

Match 2		Match	Game 1	Game 2	Game 3	Game 4	Game 5
A	MORALES Jordi	ESP	3	11	11	11	
X	HAMADTOU Ibrahim Elhusseiny	EGY	0	1	1	3	
Duration of Match 2:			13min	4min	4min	5min	

Duration of Team Match		36min
------------------------	--	-------

Player Statistics	Spain (ESP)			Team Match	Egypt (EGY)			Team Match
	Match				Match			
	1	2	3		1	2	3	
Points won	33	33		66	18	5		23
Biggest lead	6	10		10	-	1		1
Points won on own serve	15	15		30	9	2		11
Points lost on own serve	9	3		12	18	18		36
Most consecutive points won	6	11		11	4	1		4
Greatest deficit overcome	-	1		1	-	-		-

Match/Team Match Statistics	Match			Team Match
	1	2	3	
Longest rally (strokes)	11	12		12
Average rally	4	4		4

**Note:**

The "Greatest deficit overcome" only applies when the player/pair ends up winning the game.

**Legend:**

No. Number



## Detailed Team Match Results

チームの試合結果詳細

Spain (ESP) 2 - 0 Egypt (EGY)

### Match 1:

**MORALES Jordi / VALERA Alvaro (ESP) 3-0** **HAMADTOU Ibrahim Elhusseiny / YOUSSEF Sayed Mohamed (EGY)**

#### Match Summary

		Match	Game 1	Game 2	Game 3	Game 4	Game 5
MORALES Jordi / VALERA A	ESP	3	11	11	11		
HAMADTOU Ibrahim Elhusseiny / YOUSSEF SM	EGY	0	6	5	7		
	Duration	20min	5min	6min	7min		

Team Match No.: 5 Table : 4 Umpires : BENCSIK Imre (HUN) ALIOTTA Esther (USA)

Player Statistics	MORALES J / VALERA A (ESP)						HAMADTOU IE / YOUSSEF SM (EGY)					
	Game					Match	Game					Match
	1	2	3	4	5		1	2	3	4	5	
Points won	11	11	11			33	6	5	7			18
Biggest lead	6	6	6			6	-	-	-			-
Points won on own serve	5	5	5			15	3	2	4			9
Points lost on own serve	3	3	3			9	6	6	6			18
Most consecutive points won	5	5	6			6	2	2	4			4
Greatest deficit overcome	-	-	-			-	-	-	-			-
Handedness/Grip	/ - /						/ - /					

Game/Match Statistics	Game					Match
	1	2	3	4	5	
Longest rally (strokes)	5	11	11			11
Average rally	3	4	3			4

#### Game Progress

1	<b>MORALES J / VALERA A (ESP)</b>	0	1	*2	2	3	4	*4	4	5	6	*7	8	9	9	*9	10	10	11	
	HAMADTOU IE / YOUSSEF SM (EGY)	*0	0	0	1	*1	1	2	3	*3	3	3	3	*3	4	5	5	*6	6	
2	<b>MORALES J / VALERA A (ESP)</b>	*0	1	1	2	*3	3	3	4	*5	6	7	8	*8	9	10	10	11		
	HAMADTOU IE / YOUSSEF SM (EGY)	0	0	*1	1	1	2	*3	3	3	*3	3	4	4	*4	5	5			
3	<b>MORALES J / VALERA A (ESP)</b>	0	1	*2	3	4	5	*6	6	6	6	*6	7	7	8	*8	9	10	10	11
	HAMADTOU IE / YOUSSEF SM (EGY)	*0	0	0	0	*0	0	0	1	*2	3	4	4	*5	5	6	6	*6	7	7

#### Note:

The "Greatest deficit overcome" only applies when the pair ends up winning the game.

#### Legend:

\*- First player of pair is serving      \*- Second player of pair is serving      No. Number



## Detailed Team Match Results

チームの試合結果詳細

Spain (ESP) 2 - 0 Egypt (EGY)

Match 2: **MORALES Jordi (ESP) 3-0 HAMADTOU Ibrahim Elhusseiny (EGY)**

Match Summary		Match	Game 1	Game 2	Game 3	Game 4	Game 5
MORALES Jordi	ESP	3	11	11	11		
HAMADTOU Ibrahim Elhusseiny	EGY	0	1	1	3		
Duration		13min	4min	4min	5min		

Team Match No.: 5 Table : 4 Umpires : BENCSIK Imre (HUN) ALIOTTA Esther (USA)

Player Statistics	MORALES Jordi (ESP)						HAMADTOU Ibrahim Elhusseiny (EGY)					
	Game					Match	Game					Match
	1	2	3	4	5		1	2	3	4	5	
Points won	11	11	11			33	1	1	3			5
Biggest lead	10	10	8			10	-	1	-			1
Points won on own serve	6	5	4			15	1	0	1			2
Points lost on own serve	0	1	2			3	5	6	7			18
Most consecutive points won	10	11	4			11	1	1	1			1
Greatest deficit overcome	-	1	-			1	-	-	-			-
Handedness/Grip	/						/					

Game/Match Statistics	Game					Match
	1	2	3	4	5	
Longest rally (strokes)	5	10	12			12
Average rally	3	4	4			4

### Game Progress

1	<b>MORALES Jordi (ESP)</b>	0	1	*1	2	3	4	*5	6	7	8	*9	10	11		
	HAMADTOU Ibrahim Elhusseiny (EGY)	*0	0	1	1	*1	1	1	1	*1	1	1	1	1		
2	<b>MORALES Jordi (ESP)</b>	*0	0	1	2	*3	4	5	6	*7	8	9	10	11		
	HAMADTOU Ibrahim Elhusseiny (EGY)	0	1	*1	1	1	1	*1	1	1	1	*1	1	1		
3	<b>MORALES Jordi (ESP)</b>	0	1	*2	2	3	4	*4	5	6	7	*8	8	9	10	11
	HAMADTOU Ibrahim Elhusseiny (EGY)	*0	0	0	1	*1	1	2	2	*2	2	2	3	*3	3	3

### Note:

The "Greatest deficit overcome" only applies when the player ends up winning the game.

### Legend:

\* Server

No. Number





## Detailed Team Match Results

チームの試合結果詳細

People's Republic of China (CHN) 2 - 0 Germany (GER)

Team Match No.: 6 Table : 1 Umpires : TANAKA Rieko (JPN) FUJIMOTO Shigeko (JPN)

Match 1		Match	Game 1	Game 2	Game 3	Game 4	Game 5
A/B	YAN S / LIAO K	CHN	3	11	11	7	11
X/Y	RAU T / SCHNAKE B	GER	1	5	4	11	8
Duration of Match 1:		25min	5min	4min	7min	7min	

Match 2		Match	Game 1	Game 2	Game 3	Game 4	Game 5
A	YAN Shuo	CHN	3	11	11	11	
X	RAU Thomas	GER	0	4	7	3	
Duration of Match 2:		14min	3min	4min	5min		

Duration of Team Match	43min
------------------------	-------

Player Statistics	People's Republic of China (CHN)			Team Match	Germany (GER)			Team Match
	Match				Match			
	1	2	3		1	2	3	
Points won	40	33		73	28	14		42
Biggest lead	7	8		8	4	1		4
Points won on own serve	21	17		38	15	8		23
Points lost on own serve	13	6		19	19	16		35
Most consecutive points won	6	9		9	6	5		6
Greatest deficit overcome	3	1		3	2	-		2

Match/Team Match Statistics	Match			Team Match
	1	2	3	
Longest rally (strokes)	10	11		11
Average rally	3	3		3

**Note:**

The "Greatest deficit overcome" only applies when the player/pair ends up winning the game.

**Legend:**

No. Number



## Detailed Team Match Results

チームの試合結果詳細

People's Republic of China (CHN) 2 - 0 Germany (GER)

### Match 1:

YAN Shuo / LIAO Keli (CHN) 3-1 RAU Thomas / SCHNAKE Bjoern (GER)

Match Summary		Match	Game 1	Game 2	Game 3	Game 4	Game 5
YAN Shuo / LIAO K	CHN	3	11	11	7	11	
RAU Thomas / SCHNAKE B	GER	1	5	4	11	8	
	Duration	25min	5min	4min	7min	7min	

Team Match No.: 6 Table : 1 Umpires : TANAKA Rieko (JPN) FUJIMOTO Shigeko (JPN)

Player Statistics	YAN S / LIAO K (CHN)						Match	RAU T / SCHNAKE B (GER)						Match
	Game					Match		Game					Match	
	1	2	3	4	5			1	2	3	4	5		
Points won	11	11	7	11		40	5	4	11	8		28		
Biggest lead	6	7	2	3		7	2	1	4	3		4		
Points won on own serve	7	5	4	5		21	4	1	7	3		15		
Points lost on own serve	1	3	4	5		13	4	6	3	6		19		
Most consecutive points won	6	4	3	5		6	2	1	6	3		6		
Greatest deficit overcome	2	1	-	3		3	-	-	2	-		2		
Handedness/Grip	/ - /							/ - /						

Game/Match Statistics	Game					Match
	1	2	3	4	5	
Longest rally (strokes)	6	4	7	10		10
Average rally	3	3	4	3		3

### Game Progress

1	YAN S / LIAO K (CHN)	0	0	*-0	1	2	3	*-3	4	4	5	*-5	6	7	8	*-9	10	11			
	RAU T / SCHNAKE B (GER)	*-0	1	2	2	*-2	2	3	3	*-4	4	5	5	*-5	5	5	5	5			
2	YAN S / LIAO K (CHN)	*-0	0	1	2	*-3	4	4	5	*-6	7	7	8	*-8	9	10	11				
	RAU T / SCHNAKE B (GER)	0	1	*-1	1	1	1	*-2	2	2	2	*-3	3	4	4	*-4	4				
3	YAN S / LIAO K (CHN)	0	1	*-1	2	3	3	*-3	3	3	3	*-3	4	4	5	*-6	7	7	7		
	RAU T / SCHNAKE B (GER)	*-0	0	1	1	*-1	2	3	4	*-5	6	7	7	*-8	8	8	8	*-9	10		
4	YAN S / LIAO K (CHN)	*-0	0	0	0	*-1	1	2	2	*-3	3	4	5	*-6	7	8	8	*-9	10	10	11
	RAU T / SCHNAKE B (GER)	0	1	*-2	3	3	4	*-4	5	5	6	*-6	6	6	6	*-6	7	7	7	*-8	8

### Note:

The "Greatest deficit overcome" only applies when the pair ends up winning the game.

### Legend:

\*- First player of pair is serving      \*- Second player of pair is serving      No. Number



## Detailed Team Match Results

チームの試合結果詳細

People's Republic of China (CHN) 2 - 0 Germany (GER)

Match 2: YAN Shuo (CHN) 3-0 RAU Thomas (GER)

Match Summary		Match	Game 1	Game 2	Game 3	Game 4	Game 5
YAN Shuo	CHN	3	11	11	11		
RAU Thomas	GER	0	4	7	3		
Duration		14min	3min	4min	5min		

Team Match No.: 6 Table : 1 Umpires : TANAKA Rieko (JPN) FUJIMOTO Shigeko (JPN)

Player Statistics	YAN Shuo (CHN)						RAU Thomas (GER)					
	Game					Match	Game					Match
	1	2	3	4	5		1	2	3	4	5	
Points won	11	11	11			33	4	7	3			14
Biggest lead	7	7	8			8	1	-	1			1
Points won on own serve	5	7	5			17	2	4	2			8
Points lost on own serve	2	3	1			6	6	4	6			16
Most consecutive points won	6	5	9			9	3	5	1			5
Greatest deficit overcome	1	-	1			1	-	-	-			-
Handedness/Grip	/						/					

Game/Match Statistics	Game					Match
	1	2	3	4	5	
Longest rally (strokes)	5	11	6			11
Average rally	3	3	3			3

### Game Progress

1	YAN Shuo (CHN)	0	0	*1	2	3	4	*5	5	5	5	*6	7	8	9	*10	11			
	RAU Thomas (GER)	*0	1	1	1	*1	1	1	2	*3	4	4	4	*4	4	4	4			
2	YAN Shuo (CHN)	*0	1	1	2	*3	4	5	6	*6	7	8	9	*9	9	9	9	*9	10	11
	RAU Thomas (GER)	0	0	*1	1	1	1	*1	1	2	2	*2	2	3	4	*5	6	7	7	7
3	YAN Shuo (CHN)	0	0	*1	1	2	2	*3	4	5	6	*7	8	9	10	11				
	RAU Thomas (GER)	*0	1	1	2	*2	3	3	3	*3	3	3	3	*3	3	3				

### Note:

The "Greatest deficit overcome" only applies when the player ends up winning the game.

### Legend:

\* Server

No. Number



## Detailed Team Match Results

チームの試合結果詳細

Spain (ESP) 1 - 2 Great Britain (GBR)

Team Match No.: 7 Table : 2 Umpires : FERREIRA Maria (BRA) OH Yong Seng (SGP)

Match 1			Match	Game 1	Game 2	Game 3	Game 4	Game 5
A/B	MORALES J / VALERA A	ESP	3	11	11	1	10	17
X/Y	BAYLEY W / KARABARDAK P	GBR	2	4	8	11	12	15
Duration of Match 1:			52min	6min	7min	4min	13min	17min

Match 2			Match	Game 1	Game 2	Game 3	Game 4	Game 5
A	MORALES Jordi	ESP	0	12	8	8		
X	BAYLEY William	GBR	3	14	11	11		
Duration of Match 2:			24min	9min	7min	7min		

Match 3			Match	Game 1	Game 2	Game 3	Game 4	Game 5
B	VALERA Alvaro	ESP	2	11	7	12	11	9
Y	KARABARDAK Paul	GBR	3	5	11	14	5	11
Duration of Match 3:			40min	5min	6min	10min	6min	8min

Duration of Team Match	2h3min
------------------------	--------

Player Statistics	Spain (ESP)				Great Britain (GBR)			
	Match			Team Match	Match			Team Match
	1	2	3		1	2	3	
Points won	50	28	50	128	50	36	46	132
Biggest lead	7	2	6	7	10	3	4	10
Points won on own serve	23	13	25	61	23	17	22	62
Points lost on own serve	27	19	24	70	27	15	25	67
Most consecutive points won	6	3	7	7	10	4	3	10
Greatest deficit overcome	2	-	1	2	4	2	2	4

Match/Team Match Statistics	Match			Team Match
	1	2	3	
Longest rally (strokes)	16	16	22	22
Average rally	5	5	5	5

**Note:**

The "Greatest deficit overcome" only applies when the player/pair ends up winning the game.

**Legend:**

No. Number



## Detailed Team Match Results

チームの試合結果詳細

Spain (ESP) 1 - 2 Great Britain (GBR)

### Match 1:

MORALES Jordi / VALERA Alvaro (ESP) 3-2 BAYLEY William / KARABARDAK Paul (GBR)

Match Summary		Match	Game 1	Game 2	Game 3	Game 4	Game 5
MORALES Jordi / VALERA A	ESP	3	11	11	1	10	17
BAYLEY William / KARABARDAK P	GBR	2	4	8	11	12	15
	Duration	52min	6min	7min	4min	13min	17min

Team Match No.: 7 Table : 2 Umpires : FERREIRA Maria (BRA) OH Yong Seng (SGP)

Player Statistics	MORALES J / VALERA A (ESP)						BAYLEY W / KARABARDAK P (GBR)					
	Game					Match	Game					Match
	1	2	3	4	5		1	2	3	4	5	
Points won	11	11	1	10	17	50	4	8	11	12	15	50
Biggest lead	7	5	-	4	3	7	-	2	10	3	2	10
Points won on own serve	5	4	1	4	9	23	2	2	6	5	8	23
Points lost on own serve	2	6	5	7	7	27	6	7	0	6	8	27
Most consecutive points won	6	5	1	4	5	6	2	2	10	7	5	10
Greatest deficit overcome	-	2	-	-	2	2	-	-	-	4	-	4
Handedness/Grip	/ - /						/ - /					

Game/Match Statistics	Game					Match
	1	2	3	4	5	
Longest rally (strokes)	6	11	6	16	13	16
Average rally	4	5	4	6	5	5

### Game Progress

1	MORALES J / VALERA A (ESP)	0	1	*-2	3	4	5	*-6	6	7	7	*-7	8	8	9	*-10	11							
	BAYLEY W / KARABARDAK P (GBR)	-*0	0	0	0	*-0	0	0	1	*-1	2	3	3	*-4	4	4	4							
2	MORALES J / VALERA A (ESP)	*-0	0	0	1	*-2	3	4	5	*-5	5	6	7	*-8	9	9	9	*-10	10	10	11			
	BAYLEY W / KARABARDAK P (GBR)	0	1	*-2	2	2	2	*-2	2	3	4	*-4	4	4	4	*-5	6	6	7	*-8	8			
3	MORALES J / VALERA A (ESP)	0	0	*-0	0	0	0	*-0	0	0	0	*-0	1	1										
	BAYLEY W / KARABARDAK P (GBR)	*-0	1	2	3	*-4	5	6	7	*-8	9	10	10	11										
4	MORALES J / VALERA A (ESP)	*-0	1	2	3	*-4	4	4	4	*-4	4	4	4	*-5	6	6	6	*-7	8	8	9	*-10	10	10
	BAYLEY W / KARABARDAK P (GBR)	0	0	*-0	0	0	1	*-2	3	4	5	*-6	7	7	7	*-8	9	9	9	*-10	10	10	*-11	12
5	MORALES J / VALERA A (ESP)	0	1	*-2	3	3	3	*-3	3	3	4	*-4	5	6	7	*-8	9	9	9	*-9	9	10	*-11	11
	BAYLEY W / KARABARDAK P (GBR)	*-0	0	0	0	*-1	2	3	4	*-5	5	6	6	*-6	6	6	6	*-7	8	9	10	*-10	10	*-11
		*-12	12	*-12	13	*-13	14	*-14	15	*-16	17													
		11	*-12	13	*-13	14	*-14	15	*-15	15	15													

### Note:

The "Greatest deficit overcome" only applies when the pair ends up winning the game.

### Legend:

\*- First player of pair is serving      \*- Second player of pair is serving      No. Number



## Detailed Team Match Results

チームの試合結果詳細

Spain (ESP) 1 - 2 Great Britain (GBR)

Match 2:

MORALES Jordi (ESP) 0-3 BAYLEY William (GBR)

Match Summary		Match	Game 1	Game 2	Game 3	Game 4	Game 5
MORALES Jordi	ESP	0	12	8	8		
BAYLEY William	GBR	3	14	11	11		
Duration		24min	9min	7min	7min		

Team Match No.: 7 Table : 2 Umpires : FERREIRA Maria (BRA) OH Yong Seng (SGP)

Player Statistics	MORALES Jordi (ESP)						BAYLEY William (GBR)					
	Game					Match	Game					Match
	1	2	3	4	5		1	2	3	4	5	
Points won	12	8	8			28	14	11	11			36
Biggest lead	2	-	1			2	2	3	3			3
Points won on own serve	4	4	5			13	5	5	7			17
Points lost on own serve	9	6	4			19	8	4	3			15
Most consecutive points won	3	2	3			3	3	2	4			4
Greatest deficit overcome	-	-	-			-	2	-	1			2
Handedness/Grip	/						/					

Game/Match Statistics	Game					Match
	1	2	3	4	5	
Longest rally (strokes)	13	16	16			16
Average rally	6	5	5			5

### Game Progress

1	MORALES Jordi (ESP)	0	1	*2	2	3	3	*4	4	4	5	*5	5	5	6	*7	8	8	8	*9	10	10	*11	11
	BAYLEY William (GBR)	*0	0	0	1	*1	2	2	3	*4	4	5	6	*7	7	7	7	*8	9	9	9	*10	10	*11
		*11	12	*12	12																			
		12	*12	13	14																			
2	MORALES Jordi (ESP)	*0	0	1	1	*1	2	3	3	*4	4	4	5	*6	6	6	7	*7	7	8				8
	BAYLEY William (GBR)	0	1	*1	2	3	3	*3	4	4	5	*6	6	6	7	*8	8	9	10	*10	11			
3	MORALES Jordi (ESP)	0	1	*1	2	2	2	*2	3	3	4	*4	5	6	7	*7	8	8	8	*8				8
	BAYLEY William (GBR)	*0	0	1	1	*2	3	4	4	*5	5	6	6	*6	6	7	7	*8	9	10	11			

### Note:

The "Greatest deficit overcome" only applies when the player ends up winning the game.

### Legend:

\* Server

No. Number



## Detailed Team Match Results

チームの試合結果詳細

Spain (ESP) 1 - 2 Great Britain (GBR)

Match 3: VALERA Alvaro (ESP) 2-3 KARABARDAK Paul (GBR)

Match Summary		Match	Game 1	Game 2	Game 3	Game 4	Game 5
VALERA Alvaro	ESP	2	11	7	12	11	9
KARABARDAK Paul	GBR	3	5	11	14	5	11
Duration		40min	5min	6min	10min	6min	8min

Team Match No.: 7 Table : 2 Umpires : FERREIRA Maria (BRA) OH Yong Seng (SGP)

Player Statistics	VALERA Alvaro (ESP)						KARABARDAK Paul (GBR)					
	Game					Match	Game					Match
	1	2	3	4	5		1	2	3	4	5	
Points won	11	7	12	11	9	50	5	11	14	5	11	46
Biggest lead	6	-	2	6	1	6	1	4	2	1	3	4
Points won on own serve	7	2	7	5	4	25	4	3	8	2	5	22
Points lost on own serve	1	8	6	3	6	24	4	5	5	6	5	25
Most consecutive points won	7	2	3	6	4	7	2	3	3	2	3	3
Greatest deficit overcome	1	-	-	1	-	1	-	-	2	-	1	2
Handedness/Grip	/						/					

Game/Match Statistics	Game					Match
	1	2	3	4	5	
Longest rally (strokes)	10	22	18	12	14	22
Average rally	5	6	6	5	5	5

### Game Progress

1 VALERA Alvaro (ESP)	0	0	*1	1	2	2	*3	4	5	6	*7	8	9	9	*9	10	11	KARABARDAK Paul (GBR)	*0	1	1	2	*2	3	3	3	*3	3	3	3	*3	4	5	5	5												
2 VALERA Alvaro (ESP)	*0	0	1	1	*2	2	3	3	*4	4	4	5	*6	6	6	6	*7	7	7	KARABARDAK Paul (GBR)	0	1	*1	2	2	3	*3	4	4	5	*6	6	6	7	*8	9	9	10	11								
3 VALERA Alvaro (ESP)	0	1	*1	1	1	2	*3	3	4	4	*5	6	7	7	*7	8	8	9	*9	9	10	*10	11	KARABARDAK Paul (GBR)	*0	0	1	2	*3	3	3	4	*4	5	5	5	*5	6	7	7	*8	8	9	10	*10	11	*11
	*11	12	*12	12	12	*12	13	14																																							
4 VALERA Alvaro (ESP)	*0	0	1	2	*3	4	5	6	*6	7	8	8	*9	9	9	10	11	KARABARDAK Paul (GBR)	0	1	*1	1	1	1	*1	1	2	2	*2	3	3	4	*5	5	5												
5 VALERA Alvaro (ESP)	0	0	*0	0	1	1	*2	2	3	4	*5	6	6	6	*7	7	8	8	*9	9	9	9	9	KARABARDAK Paul (GBR)	*0	1	2	3	*3	4	4	5	*5	5	5	5	*6	7	7	8	*8	9	9	10	11		

**Note:**  
The "Greatest deficit overcome" only applies when the player ends up winning the game.

**Legend:**  
\* Server  
No. Number



## Detailed Team Match Results

チームの試合結果詳細

Great Britain (GBR) 0 - 2 China (CHN)

Team Match No.: 8 Table : 2 Umpires : NG Tsz Kin (HKG) RASINEN Asko (FIN)

Match 1			Match	Game 1	Game 2	Game 3	Game 4	Game 5
A/B	BAYLEY W / KARABARDAK P	GBR	0	7	10	2		
X/Y	YAN S / LIAO K	CHN	3	11	12	11		
Duration of Match 1:			24min	7min	10min	5min		

Match 2			Match	Game 1	Game 2	Game 3	Game 4	Game 5
A	BAYLEY William	GBR	1	11	13	6	4	
X	YAN Shuo	CHN	3	7	15	11	11	
Duration of Match 2:			30min	6min	10min	5min	6min	

Duration of Team Match	56min
------------------------	-------

Player Statistics	Great Britain (GBR)			Team Match	China (CHN)			Team Match
	Match				Match			
	1	2	3		1	2	3	
Points won	19	34		53	34	44		78
Biggest lead	2	5		5	9	7		9
Points won on own serve	10	13		23	16	19		35
Points lost on own serve	18	25		43	9	21		30
Most consecutive points won	2	5		5	11	5		11
Greatest deficit overcome	-	2		2	2	2		2

Match/Team Match Statistics	Match			Team Match
	1	2	3	
Longest rally (strokes)	9	18		18
Average rally	4	5		5

**Note:**  
The "Greatest deficit overcome" only applies when the player/pair ends up winning the game.

**Legend:**  
No. Number





## Detailed Team Match Results

チームの試合結果詳細

Great Britain (GBR) 0 - 2 China (CHN)

### Match 1:

BAYLEY William (GBR) 0-3 YAN Shuo (CHN)  
KARABARDAK Paul (GBR) LIAO Keli (CHN)

Match Summary		Match	Game 1	Game 2	Game 3	Game 4	Game 5
BAYLEY William / KARABARDAK P	GBR	0	7	10	2		
YAN Shuo / LIAO K	CHN	3	11	12	11		
Duration		24min	7min	10min	5min		

Team Match No.: 8 Table : 2 Umpires : NG Tsz Kin (HKG) RASINEN Asko (FIN)

Player Statistics	BAYLEY W / KARABARDAK P (GBR)						YAN S / LIAO K (CHN)					
	Game					Match	Game					Match
	1	2	3	4	5		1	2	3	4	5	
Points won	7	10	2			19	11	12	11			34
Biggest lead	2	2	2			2	5	2	9			9
Points won on own serve	3	5	2			10	4	6	6			16
Points lost on own serve	7	6	5			18	4	5	0			9
Most consecutive points won	2	2	2			2	4	4	11			11
Greatest deficit overcome	-	-	-			-	2	2	2			2
Handedness/Grip	/ - /						/ - /					

Game/Match Statistics	Game					Match
	1	2	3	4	5	
Longest rally (strokes)	8	9	7			9
Average rally	4	5	4			4

### Game Progress

1	BAYLEY W / KARABARDAK P (GBR)	-*0	1	1	2	*-3	3	3	3	*-3	4	4	5	*-5	5	5	5	*-6	7	7				
	YAN S / LIAO K (CHN)	0	0	*-1	1	1	2	*-3	4	5	5	*-6	6	7	8	*-9	10	10	10	11				
2	BAYLEY W / KARABARDAK P (GBR)	0	1	*-2	2	2	3	*-3	4	5	5	*-5	6	7	7	*-7	8	8	9	*-10	10	10	*-10	10
	YAN S / LIAO K (CHN)	*-0	0	0	1	*-2	2	3	3	*-3	4	5	5	*-5	6	7	7	*-8	8	8	9	*-10	11	12
3	BAYLEY W / KARABARDAK P (GBR)	*-0	1	2	2	*-2	2	2	2	*-2	2	2	2	*-2	2									
	YAN S / LIAO K (CHN)	0	0	*-0	1	2	3	*-4	5	6	7	*-8	9	10	11									

**Note:**  
The "Greatest deficit overcome" only applies when the pair ends up winning the game.

**Legend:**  
\*- First player of pair is serving      \*- Second player of pair is serving      No. Number



## Detailed Team Match Results

チームの試合結果詳細

Great Britain (GBR) 0 - 2 China (CHN)

Match 2: BAYLEY William (GBR) 1-3 YAN Shuo (CHN)

Match Summary		Match	Game 1	Game 2	Game 3	Game 4	Game 5
BAYLEY William	GBR	1	11	13	6	4	
YAN Shuo	CHN	3	7	15	11	11	
Duration		30min	6min	10min	5min	6min	

Team Match No.: 8 Table : 2 Umpires : NG Tsz Kin (HKG) RASINEN Asko (FIN)

Player Statistics	BAYLEY William (GBR)						YAN Shuo (CHN)					
	Game					Match	Game					Match
	1	2	3	4	5		1	2	3	4	5	
Points won	11	13	6	4		34	7	15	11	11		44
Biggest lead	5	2	-	-		5	2	5	5	7		7
Points won on own serve	5	4	3	1		13	4	5	6	4		19
Points lost on own serve	3	10	5	7		25	6	9	3	3		21
Most consecutive points won	5	5	3	2		5	2	5	4	4		5
Greatest deficit overcome	2	-	-	-		2	-	2	-	-		2
Handedness/Grip	/						/					

Game/Match Statistics	Game					Match
	1	2	3	4	5	
Longest rally (strokes)	10	12	11	18		18
Average rally	6	6	4	6		5

### Game Progress

1	BAYLEY William (GBR)	0	0	*0	1	2	3	*4	5	5	6	*6	7	7	8	*9	10	10	10	11				
	YAN Shuo (CHN)	*0	1	2	2	*2	2	2	*3	3	4	4	*5	5	5	5	*6	7	7					
2	BAYLEY William (GBR)	*0	0	0	0	*0	0	1	2	*2	3	4	5	*6	7	7	8	*9	9	9	10	*10	10	*11
	YAN Shuo (CHN)	0	1	*2	3	4	5	*5	5	6	6	*6	6	6	6	*7	7	7	8	*9	9	10	*11	11
		11	*12	12	*13	13	13	11	*12	12	*13	13	*14	15										
3	BAYLEY William (GBR)	0	0	*1	1	1	1	*2	3	4	4	*4	5	5	6	*6	6	6	6					
	YAN Shuo (CHN)	*0	1	1	2	*3	4	4	4	*4	5	6	6	*7	7	8	9	*10	11					
4	BAYLEY William (GBR)	*0	0	0	0	*0	1	1	1	*2	2	2	3	*4	4	4	4							
	YAN Shuo (CHN)	0	1	*2	3	4	4	*5	6	6	7	*8	8	8	9	*10	11							

**Note:**  
The "Greatest deficit overcome" only applies when the player ends up winning the game.

**Legend:**  
\* Server  
No. Number



## Player Statistics

プレーヤーの統計

As of FRI 3 SEP 2021

Players	NPC Code	Matches				Games				Match Duration	
		Played	Won	Lost	%Won	Played	Won	Lost	%Won	All	Average
BAYLEY William	GBR	3	2	1	67%	10	7	3	70%	1h13min	24min
		Points Won				Points Lost					
		Total	Own Serve: 48		Most Consecutive: 6		Total	Own Serve: 46		Most Consecutive: 5	
		103	Opp. Serve: 55		GDO: 2		86	Opp. Serve: 40		GLL: 2	
HAMADTOU IE	EGY	Matches				Games				Match Duration	
		Played	Won	Lost	%Won	Played	Won	Lost	%Won	All	Average
		1	0	1	0%	3	0	3	0%	13min	13min
		Points Won				Points Lost					
Total	Own Serve: 2		Most Consecutive: 1		Total	Own Serve: 18		Most Consecutive: 11			
5	Opp. Serve: 3		GDO: 0		33	Opp. Serve: 15		GLL: 1			
HIRTH Trevor	AUS	Matches				Games				Match Duration	
		Played	Won	Lost	%Won	Played	Won	Lost	%Won	All	Average
		1	0	1	0%	3	0	3	0%	19min	19min
		Points Won				Points Lost					
Total	Own Serve: 8		Most Consecutive: 2		Total	Own Serve: 15		Most Consecutive: 6			
14	Opp. Serve: 6		GDO: 0		33	Opp. Serve: 18		GLL: 2			
INOUE Masachika	JPN	Matches				Games				Match Duration	
		Played	Won	Lost	%Won	Played	Won	Lost	%Won	All	Average
		1	0	1	0%	5	2	3	40%	44min	44min
		Points Won				Points Lost					
Total	Own Serve: 28		Most Consecutive: 4		Total	Own Serve: 21		Most Consecutive: 10			
46	Opp. Serve: 18		GDO: 1		51	Opp. Serve: 30		GLL: 2			
KARABARDAK Paul	GBR	Matches				Games				Match Duration	
		Played	Won	Lost	%Won	Played	Won	Lost	%Won	All	Average
		1	1	0	100%	5	3	2	60%	40min	40min
		Points Won				Points Lost					
Total	Own Serve: 22		Most Consecutive: 3		Total	Own Serve: 25		Most Consecutive: 7			
46	Opp. Serve: 24		GDO: 2		50	Opp. Serve: 25		GLL: 1			
MORALES Jordi	ESP	Matches				Games				Match Duration	
		Played	Won	Lost	%Won	Played	Won	Lost	%Won	All	Average
		2	1	1	50%	6	3	3	50%	37min	19min
		Points Won				Points Lost					
Total	Own Serve: 28		Most Consecutive: 11		Total	Own Serve: 22		Most Consecutive: 4			
61	Opp. Serve: 33		GDO: 1		41	Opp. Serve: 19		GLL: 2			
PEREIRA STROH Israel	BRA	Matches				Games				Match Duration	
		Played	Won	Lost	%Won	Played	Won	Lost	%Won	All	Average
		2	1	1	50%	9	4	5	44%	1h13min	37min
		Points Won				Points Lost					
Total	Own Serve: 47		Most Consecutive: 10		Total	Own Serve: 37		Most Consecutive: 6			
82	Opp. Serve: 35		GDO: 2		86	Opp. Serve: 49		GLL: 3			



## Player Statistics

プレイヤーの統計

As of FRI 3 SEP 2021

Players	NPC Code	Matches				Games				Match Duration		
		Played	Won	Lost	%Won	Played	Won	Lost	%Won	All	Average	
PUNPOO Chalermpong	THA	1	0	1	0%	5	2	3	40%	43min	43min	
		Points Won				Points Lost						
		Total	Own Serve: 29			Most Consecutive: 5		Total	Own Serve: 20			Most Consecutive: 8
		48	Opp. Serve: 19			GDO: 4		51	Opp. Serve: 31			GLL: 5
RAU Thomas	GER	2	1	1	50%	8	3	5	38%	57min	29min	
		Points Won				Points Lost						
		Total	Own Serve: 39			Most Consecutive: 8		Total	Own Serve: 35			Most Consecutive: 9
		65	Opp. Serve: 26			GDO: 5		81	Opp. Serve: 46			GLL: 4
SCHNAKE Bjoern	GER	1	1	0	100%	3	3	0	100%	21min	21min	
		Points Won				Points Lost						
		Total	Own Serve: 15			Most Consecutive: 4		Total	Own Serve: 14			Most Consecutive: 4
		34	Opp. Serve: 19			GDO: 2		24	Opp. Serve: 10			GLL: 0
THAINIYOM Rungroj	THA	1	0	1	0%	3	0	3	0%	21min	21min	
		Points Won				Points Lost						
		Total	Own Serve: 10			Most Consecutive: 4		Total	Own Serve: 19			Most Consecutive: 4
		24	Opp. Serve: 14			GDO: 0		34	Opp. Serve: 15			GLL: 2
VALERA Alvaro	ESP	1	0	1	0%	5	2	3	40%	40min	40min	
		Points Won				Points Lost						
		Total	Own Serve: 25			Most Consecutive: 7		Total	Own Serve: 24			Most Consecutive: 3
		50	Opp. Serve: 25			GDO: 1		46	Opp. Serve: 22			GLL: 2
YAN Shuo	CHN	3	3	0	100%	11	9	2	82%	1h13min	24min	
		Points Won				Points Lost						
		Total	Own Serve: 57			Most Consecutive: 9		Total	Own Serve: 41			Most Consecutive: 5
		117	Opp. Serve: 60			GDO: 3		79	Opp. Serve: 38			GLL: 2

**Note:**  
The "Greatest deficit overcome" only applies when the player ends up winning the game and "Greatest lead lost" only when losing.

**Legend:**  
GDO Greatest deficit overcome    GLL Greatest lead lost    Opp. Opponent's



## Tournament Statistics

トーナメントの統計

As of FRI 3 SEP 2021

Statistics	Round of 16	Quarterfinals	Semifinals	Finals	Total
<b>Team Matches</b>					
Total	1	4	2	1	8
Game Margin: 2:0	1 100%	3 75%	1 50%	1 100%	6 75%
2:1		1 25%	1 50%		2 25%
Invalid Results Mark					
Duration: Total	1h24min	4h20min	2h46min	56min	9h26min
Longest	1h24min	1h42min	2h3min	56min	2h3min
Shortest	1h24min	36min	43min	56min	36min
Average	1h24min	1h5min	1h23min	56min	1h11min
<b>Matches</b>					
Total	2	9	5	2	18
Game Margin: 3:0		5 56%	2 40%	1 50%	8 44%
3:1	1 50%	2 22%	1 20%	1 50%	5 28%
3:2	1 50%	2 22%	2 40%		5 28%
Invalid Results Mark					
Duration: Total	1h15min	3h56min	2h35min	54min	8h40min
Longest	44min	46min	52min	30min	52min
Shortest	31min	13min	14min	24min	13min
Average	38min	26min	31min	27min	29min
<b>Games</b>					
Total	9	33	20	7	69
Point Margin: 11					
10		4 12%	1 5%		5 7%
9	1 11%			1 14%	2 3%
8		4 12%	1 5%		5 7%
7	1 11%	3 9%	3 15%	1 14%	8 12%
6	1 11%	6 18%	3 15%		10 14%
5		3 9%		1 14%	4 6%
4	2 22%	4 12%	3 15%	2 29%	11 16%
3	1 11%	1 3%	4 20%		6 9%
2	3 33%	8 24%	5 25%	2 29%	18 26%
Invalid Results Mark					
Duration: Total	1h	3h27min	2h20min	49min	7h36min
Longest	9min	10min	17min	10min	17min
Shortest	2min	4min	3min	5min	2min
Average	7min	6min	7min	7min	7min
<b>Points</b>					
Total	163	563	375	131	1232
Per game	18.11	17.06	18.75	18.71	17.86
Most consecutive won	10	11	10	11	11
Greatest deficit overcome	2	5	4	2	5
Longest rally	13	20	22	18	22
Average rally	4	4	5	5	4

**Note:**

The "Greatest deficit overcome" only applies when the player/pair ends up winning the game.



**Medallists**  
メダリスト

Medal	NPC	Name
GOLD	CHN - People's Republic of China	CHEN Chao LIAO Keli YAN Shuo
SILVER	GBR - Great Britain	BAYLEY William KARABARDAK Paul
BRONZE	ESP - Spain	MORALES Jordi VALERA Alvaro
	GER - Germany	RAU Thomas SCHNAKE Bjoern



## Entry List by Event

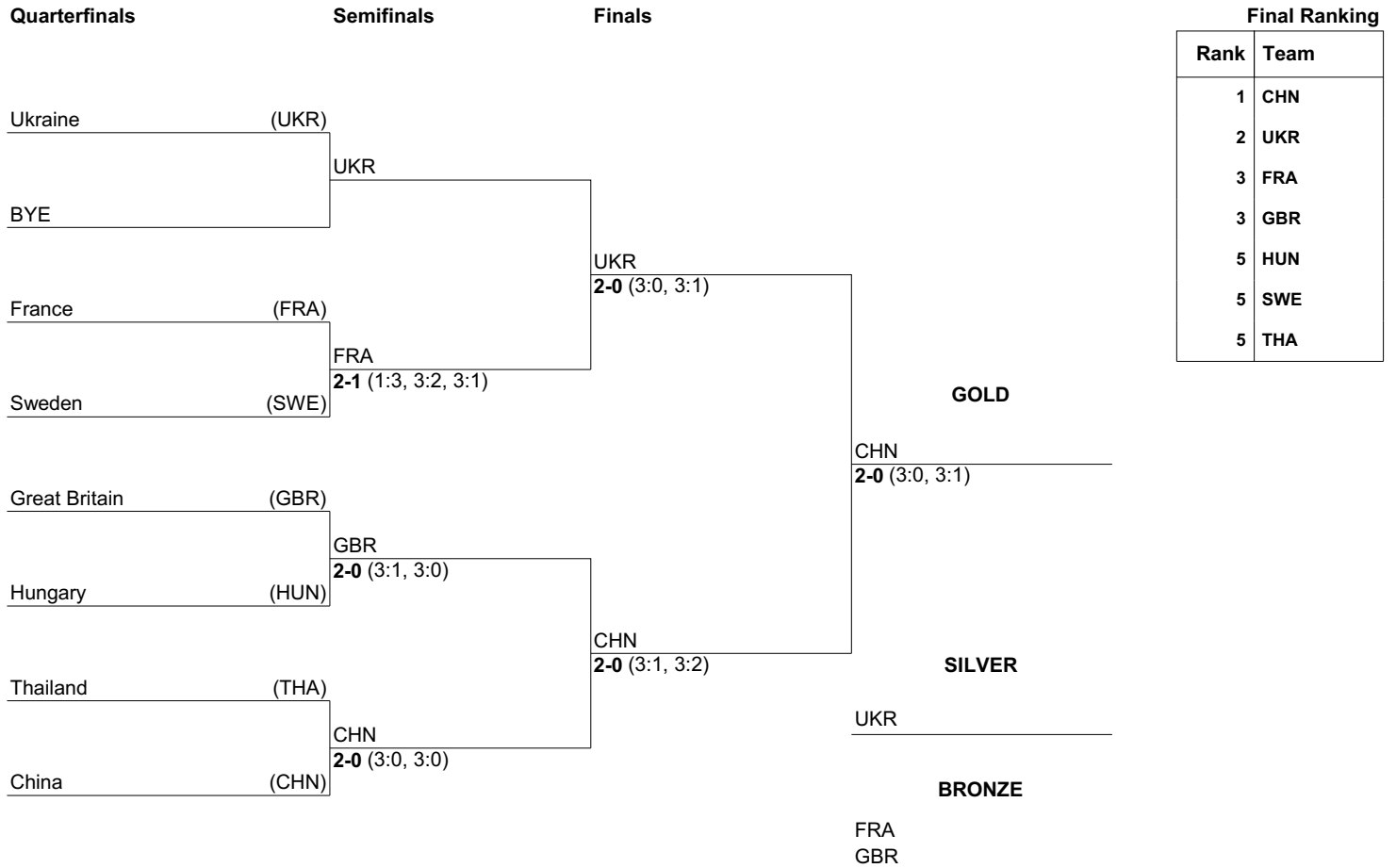
種目別エントリーリスト

As of SUN 22 AUG 2021

NPC	Name	Date of Birth
<b>CHN - People's Republic of China</b>	PENG Weinan	10 APR 2002
	YE Chao Qun	7 OCT 1984
	ZHAO Shuai	28 NOV 1994
<b>FRA - France</b>	BERTHIER Clement	3 FEB 2000
	BOUVAIS Thomas	29 MAY 1991
<b>GBR - Great Britain</b>	McKIBBIN Aaron	27 AUG 1991
	SHILTON Billy	9 OCT 1998
	WILSON Ross	5 JUN 1995
<b>HUN - Hungary</b>	CSONKA Andras	27 NOV 1988
	ZBORAI Gyula	18 DEC 1962
<b>SWE - Sweden</b>	ANDERSSON Emil	29 APR 1993
	KARLSSON Linus	4 JUL 1989
<b>THA - Thailand</b>	CHARITSAT Komkrit	25 JAN 1973
	WANGPHONPHATHANASIRI Phisit	1 JAN 1987
<b>UKR - Ukraine</b>	DIDUKH Viktor	23 JAN 1987
	NIKOLENKO Maksym	14 AUG 1993



Draw  
トーナメント表







## Detailed Team Match Results

チームの試合結果詳細

Sweden (SWE) 1 - 2 France (FRA)

Team Match No.: 1 Table : 1 Umpires : YAMAGUCHI Yumi (JPN) SELIG Gert (GER)

Match 1			Match	Game 1	Game 2	Game 3	Game 4	Game 5
A/B	KARLSSON L / ANDERSSON E	SWE	3	12	11	12	14	
X/Y	BOUVAIS T / BERTHIER C	FRA	1	10	13	10	12	
Duration of Match 1:			39min	9min	9min	10min	10min	

Match 2			Match	Game 1	Game 2	Game 3	Game 4	Game 5
A	KARLSSON Linus	SWE	2	8	11	11	9	8
X	BOUVAIS Thomas	FRA	3	11	7	4	11	11
Duration of Match 2:			37min	7min	6min	5min	7min	9min

Match 3			Match	Game 1	Game 2	Game 3	Game 4	Game 5
B	ANDERSSON Emil	SWE	1	9	5	11	8	
Y	BERTHIER Clement	FRA	3	11	11	2	11	
Duration of Match 3:			27min	7min	6min	5min	9min	

Duration of Team Match	1h54min
------------------------	---------

Player Statistics	Sweden (SWE)				France (FRA)			
	Match			Team Match	Match			Team Match
	1	2	3		1	2	3	
Points won	49	47	33	129	45	44	35	124
Biggest lead	5	7	9	9	2	5	6	6
Points won on own serve	31	23	18	72	29	21	19	69
Points lost on own serve	16	23	16	55	18	24	15	57
Most consecutive points won	4	4	10	10	6	4	5	6
Greatest deficit overcome	2	2	1	2	5	2	1	5

Match/Team Match Statistics	Match			Team Match
	1	2	3	
Longest rally (strokes)	16	22	14	22
Average rally	5	6	4	5

### Note:

The "Greatest deficit overcome" only applies when the player/pair ends up winning the game.

### Legend:

No. Number



## Detailed Team Match Results

チームの試合結果詳細

Sweden (SWE) 1 - 2 France (FRA)

### Match 1:

**KARLSSON Linus / ANDERSSON Emil (SWE) 3-1** BOUVAIS Thomas / BERTHIER Clement (FRA)

Match Summary		Match	Game 1	Game 2	Game 3	Game 4	Game 5
KARLSSON Linus / ANDERSSON E	SWE	3	12	11	12	14	
BOUVAIS Thomas / BERTHIER C	FRA	1	10	13	10	12	
	Duration	39min	9min	9min	10min	10min	

Team Match No.: 1 Table : 1 Umpires : YAMAGUCHI Yumi (JPN) SELIG Gert (GER)

Player Statistics	KARLSSON L / ANDERSSON E (SWE)						BOUVAIS T / BERTHIER C (FRA)					
	Game					Match	Game					Match
	1	2	3	4	5		1	2	3	4	5	
Points won	12	11	12	14		49	10	13	10	12		45
Biggest lead	2	5	4	3		5	2	2	1	2		2
Points won on own serve	8	5	7	11		31	7	6	6	10		29
Points lost on own serve	3	7	4	2		16	4	6	5	3		18
Most consecutive points won	4	3	4	4		4	3	6	4	3		6
Greatest deficit overcome	2	-	1	2		2	-	5	-	-		5
Handedness/Grip	/ - /						/ - /					

Game/Match Statistics	Game					Match
	1	2	3	4	5	
Longest rally (strokes)	16	9	14	10		16
Average rally	5	4	6	5		5

### Game Progress

1	KARLSSON L / ANDERSSON E (SWE)	0	1	*-1	1	2	2	*-3	4	4	5	*-5	6	7	7	*-7	8	8	8	*-8	9	10	*-11	12
	BOUVAIS T / BERTHIER C (FRA)	*-0	0	1	2	*-2	3	3	3	*-4	4	5	5	*-5	6	7	7	*-8	9	10	10	*-10	10	10
			11	11																				
			*-12	13																				
3	KARLSSON L / ANDERSSON E (SWE)	0	1	*-1	1	2	3	*-3	4	4	5	*-6	7	8	8	*-8	9	9	9	*-9	9	10	*-11	12
	BOUVAIS T / BERTHIER C (FRA)	*-0	0	1	2	*-2	2	3	3	*-4	4	4	4	*-4	5	6	6	*-7	8	9	10	*-10	10	10
4	KARLSSON L / ANDERSSON E (SWE)	*-0	1	2	2	*-2	3	3	3	*-3	4	5	5	*-6	7	8	9	*-9	9	10	10	*-10	11	*-11
	BOUVAIS T / BERTHIER C (FRA)	0	0	*-0	1	2	2	*-3	4	5	5	*-5	6	6	6	*-6	6	7	8	*-8	9	10	*-10	11
			12	*-12	13	14																		
			*-11	12	*-12	12																		

### Note:

The "Greatest deficit overcome" only applies when the pair ends up winning the game.

### Legend:

\*- First player of pair is serving      \*- Second player of pair is serving      No. Number



## Detailed Team Match Results

チームの試合結果詳細

Sweden (SWE) 1 - 2 France (FRA)

Match 2: KARLSSON Linus (SWE) 2-3 BOUVAIS Thomas (FRA)

Match Summary		Match	Game 1	Game 2	Game 3	Game 4	Game 5
KARLSSON Linus	SWE	2	8	11	11	9	8
BOUVAIS Thomas	FRA	3	11	7	4	11	11
	Duration	37min	7min	6min	5min	7min	9min

Team Match No.: 1 Table : 1 Umpires : YAMAGUCHI Yumi (JPN) SELIG Gert (GER)

Player Statistics	KARLSSON Linus (SWE)						BOUVAIS Thomas (FRA)					
	Game					Match	Game					Match
	1	2	3	4	5		1	2	3	4	5	
Points won	8	11	11	9	8	47	11	7	4	11	11	44
Biggest lead	-	4	7	2	-	7	5	2	-	4	3	5
Points won on own serve	5	5	6	3	4	23	6	4	2	4	5	21
Points lost on own serve	5	3	2	7	6	23	3	6	5	6	4	24
Most consecutive points won	3	3	4	3	2	4	4	2	1	4	3	4
Greatest deficit overcome	-	2	-	-	-	2	-	-	-	2	-	2
Handedness/Grip	/						/					

Game/Match Statistics	Game					Match
	1	2	3	4	5	
Longest rally (strokes)	13	22	12	9	12	22
Average rally	6	7	7	5	6	6

### Game Progress

1	KARLSSON Linus (SWE)	*0	0	0	0	*1	2	3	3	*3	3	3	4	*4	5	5	5	*6	7	8	8	
	BOUVAIS Thomas (FRA)	0	1	*2	3	3	*3	4	5	6	*7	7	8	8	*9	10	10	10	*10	11	11	
2	KARLSSON Linus (SWE)	0	1	*1	1	2	2	*2	3	4	5	*5	6	6	7	*8	8	9	10	11	11	
	BOUVAIS Thomas (FRA)	*0	0	1	2	*2	3	4	4	*4	4	5	5	*6	6	6	7	*7	7	7	7	
3	KARLSSON Linus (SWE)	*0	1	2	3	*4	4	5	5	*6	6	7	8	*8	9	10	11					
	BOUVAIS Thomas (FRA)	0	0	*0	0	0	1	*1	2	2	3	*3	3	4	4	*4	4					
4	KARLSSON Linus (SWE)	0	1	*2	2	3	3	*3	3	3	4	*5	5	6	6	*6	6	6	7	*8	9	9
	BOUVAIS Thomas (FRA)	*0	0	0	1	*1	2	3	4	*5	5	5	6	*6	7	8	9	*10	10	10	10	11
5	KARLSSON Linus (SWE)	*0	0	1	1	*2	2	2	2	*3	3	4	5	*5	5	6	6	*7	8	8	8	
	BOUVAIS Thomas (FRA)	0	1	*1	2	2	3	*4	5	5	6	*6	6	7	8	*8	9	9	9	*10	11	

### Note:

The "Greatest deficit overcome" only applies when the player ends up winning the game.

### Legend:

\* Server

No. Number



## Detailed Team Match Results

チームの試合結果詳細

Sweden (SWE) 1 - 2 France (FRA)

Match 3: ANDERSSON Emil (SWE) 1-3 BERTHIER Clement (FRA)

Match Summary		Match	Game 1	Game 2	Game 3	Game 4	Game 5
ANDERSSON Emil	SWE	1	9	5	11	8	
BERTHIER Clement	FRA	3	11	11	2	11	
Duration		27min	7min	6min	5min	9min	

Team Match No.: 1 Table : 1 Umpires : YAMAGUCHI Yumi (JPN) SELIG Gert (GER)

Player Statistics	ANDERSSON Emil (SWE)						BERTHIER Clement (FRA)					
	Game					Match	Game					Match
	1	2	3	4	5		1	2	3	4	5	
Points won	9	5	11	8		33	11	11	2	11		35
Biggest lead	1	1	9	1		9	2	6	1	4		6
Points won on own serve	4	4	5	5		18	5	7	1	6		19
Points lost on own serve	6	4	1	5		16	5	1	6	3		15
Most consecutive points won	3	2	10	2		10	3	5	2	3		5
Greatest deficit overcome	-	-	1	-		1	1	1	-	1		1
Handedness/Grip	/						/					

Game/Match Statistics	Game					Match
	1	2	3	4	5	
Longest rally (strokes)	8	14	9	8		14
Average rally	4	4	4	4		4

### Game Progress

1	ANDERSSON Emil (SWE)	0	0	*1	1	1	2	*3	4	4	4	*4	5	5	6	*6	7	7	8	*8	9	9
	BERTHIER Clement (FRA)	*0	1	1	2	*3	3	3	3	*4	5	6	6	*7	7	8	8	*9	9	10	10	11
2	ANDERSSON Emil (SWE)	*0	0	1	2	*2	2	2	2	*2	3	3	3	*3	4	5	5	5				
	BERTHIER Clement (FRA)	0	1	*1	1	2	3	*4	5	6	6	*7	8	9	9	*9	10	11				
3	ANDERSSON Emil (SWE)	0	1	*1	1	2	3	*4	5	6	7	*8	9	10	11							
	BERTHIER Clement (FRA)	*0	0	1	2	*2	2	2	2	*2	2	2	2	*2	2							
4	ANDERSSON Emil (SWE)	*0	1	1	2	*2	2	2	3	*3	4	4	4	*4	5	6	6	*7	7	8	8	
	BERTHIER Clement (FRA)	0	0	*1	1	2	3	*4	4	5	5	*6	7	8	8	*8	9	9	10	*10	11	

### Note:

The "Greatest deficit overcome" only applies when the player ends up winning the game.

### Legend:

\* Server No. Number



## Detailed Team Match Results

チームの試合結果詳細

Hungary (HUN) 0 - 2 Great Britain (GBR)

Team Match No.: 2 Table : 2 Umpires : DAIRA Hiroe (JPN) FUKUDA Tomoko (JPN)

Match 1			Match	Game 1	Game 2	Game 3	Game 4	Game 5
A/B	CSONKA A / ZBORAI G	HUN	1	12	9	6	6	
X/Y	SHILTON B / McKIBBIN A	GBR	3	10	11	11	11	
Duration of Match 1:			33min	8min	7min	6min	5min	

Match 2			Match	Game 1	Game 2	Game 3	Game 4	Game 5
A	CSONKA Andras	HUN	0	8	5	7		
X	SHILTON Billy	GBR	3	11	11	11		
Duration of Match 2:			23min	7min	7min	8min		

Duration of Team Match	1h1min
------------------------	--------

Player Statistics	Hungary (HUN)			Team Match	Great Britain (GBR)			Team Match
	Match				Match			
	1	2	3		1	2	3	
Points won	33	20		53	43	33		76
Biggest lead	2	1		2	6	6		6
Points won on own serve	16	11		27	21	19		40
Points lost on own serve	22	14		36	17	9		26
Most consecutive points won	3	3		3	6	4		6
Greatest deficit overcome	2	-		2	1	1		1

Match/Team Match Statistics	Match			Team Match
	1	2	3	
Longest rally (strokes)	15	9		15
Average rally	4	4		4

**Note:**

The "Greatest deficit overcome" only applies when the player/pair ends up winning the game.

**Legend:**

No. Number



## Detailed Team Match Results

チームの試合結果詳細

Hungary (HUN) **0 - 2** Great Britain (GBR)

### Match 1:

CSONKA Andras (HUN) **1-3** SHILTON Billy (GBR)  
ZBORAI Gyula (HUN) McKIBBIN Aaron (GBR)

### Match Summary

		Match	Game 1	Game 2	Game 3	Game 4	Game 5
CSONKA Andras / ZBORAI G	HUN	1	12	9	6	6	
SHILTON Billy / McKIBBIN A	GBR	3	10	11	11	11	
	Duration	33min	8min	7min	6min	5min	

Team Match No.: 2 Table : 2 Umpires : DAIRA Hiroe (JPN) FUKUDA Tomoko (JPN)

Player Statistics	CSONKA A / ZBORAI G (HUN)						SHILTON B / McKIBBIN A (GBR)					
	Game					Match	Game					Match
	1	2	3	4	5		1	2	3	4	5	
Points won	12	9	6	6		33	10	11	11	11		43
Biggest lead	2	1	1	-		2	2	5	5	6		6
Points won on own serve	5	5	3	3		16	4	6	5	6		21
Points lost on own serve	6	5	6	5		22	7	4	3	3		17
Most consecutive points won	3	3	3	2		3	2	5	6	4		6
Greatest deficit overcome	2	-	-	-		2	-	1	1	-		1
Handedness/Grip	/ - /						/ - /					

Game/Match Statistics	Game					Match
	1	2	3	4	5	
Longest rally (strokes)	15	9	6	8		15
Average rally	4	4	4	4		4

### Game Progress

1	CSONKA A / ZBORAI G (HUN)	*-0	1	1	1	*-2	2	2	3	*-4	5	5	5	*-6	7	7	8	*-8	8	9	10	*-10	11	12
	SHILTON B / McKIBBIN A (GBR)	0	0	*-1	2	2	3	*-4	4	4	4	*-5	6	6	6	*-7	7	8	9	*-9	9	10	*-10	10
2	CSONKA A / ZBORAI G (HUN)	0	0	*-0	0	0	*-1	1	2	3	*-3	4	5	6	*-6	7	8	9	*-9	9	9	9	9	9
	SHILTON B / McKIBBIN A (GBR)	*-0	1	2	3	*-4	5	5	6	*-6	6	7	7	*-7	7	8	8	*-8	8	9	10	11	11	11
3	CSONKA A / ZBORAI G (HUN)	*-0	1	1	2	*-2	2	2	3	*-3	4	5	6	*-6	6	6	6	*-6	6	6	6	6	6	6
	SHILTON B / McKIBBIN A (GBR)	0	0	*-1	1	2	3	*-4	4	5	5	*-5	5	6	7	*-8	9	10	11	11	11	11	11	11
4	CSONKA A / ZBORAI G (HUN)	0	0	*-0	0	1	1	*-1	1	1	2	*-3	3	3	4	*-4	5	6	6	6	6	6	6	6
	SHILTON B / McKIBBIN A (GBR)	*-0	1	2	3	*-3	4	5	6	*-7	7	7	8	*-9	9	10	10	*-10	11	11	11	11	11	11

### Note:

The "Greatest deficit overcome" only applies when the pair ends up winning the game.

### Legend:

\*- First player of pair is serving      \*- Second player of pair is serving      No. Number



## Detailed Team Match Results

チームの試合結果詳細

Hungary (HUN) 0 - 2 Great Britain (GBR)

Match 2: CSONKA Andras (HUN) 0-3 SHILTON Billy (GBR)

Match Summary		Match	Game 1	Game 2	Game 3	Game 4	Game 5
CSONKA Andras	HUN	0	8	5	7		
SHILTON Billy	GBR	3	11	11	11		
	Duration	23min	7min	7min	8min		

Team Match No.: 2 Table : 2 Umpires : DAIRA Hiroe (JPN) FUKUDA Tomoko (JPN)

Player Statistics	CSONKA Andras (HUN)						SHILTON Billy (GBR)					
	Game					Match	Game					Match
	1	2	3	4	5		1	2	3	4	5	
Points won	8	5	7			20	11	11	11			33
Biggest lead	-	-	1			1	4	6	4			6
Points won on own serve	4	4	3			11	6	7	6			19
Points lost on own serve	5	4	5			14	4	1	4			9
Most consecutive points won	3	2	1			3	4	4	4			4
Greatest deficit overcome	-	-	-			-	-	-	1			1
Handedness/Grip	/						/					

Game/Match Statistics	Game					Match
	1	2	3	4	5	
Longest rally (strokes)	9	6	7			9
Average rally	4	4	4			4

### Game Progress

1	CSONKA Andras (HUN)	0	0	*1	1	1	1	*1	2	2	3	*4	5	5	6	*6	7	8	8	*8	8
	SHILTON Billy (GBR)	*0	1	1	2	*3	4	5	5	*6	6	6	6	*7	7	8	8	*8	9	10	11
2	CSONKA Andras (HUN)	*0	0	1	1	*1	1	1	2	*2	3	3	3	*3	4	5	5	5	5		
	SHILTON Billy (GBR)	0	1	*1	2	3	4	*5	5	6	6	*7	8	9	9	*9	10	11			
3	CSONKA Andras (HUN)	0	1	*1	2	2	3	*3	3	3	3	*4	4	5	5	*6	6	7	7	7	
	SHILTON Billy (GBR)	*0	0	1	1	*2	2	3	4	*5	6	6	7	*7	8	8	9	*9	10	11	

### Note:

The "Greatest deficit overcome" only applies when the player ends up winning the game.

### Legend:

\* Server

No. Number



## Detailed Team Match Results

チームの試合結果詳細

China (CHN) 2 - 0 Thailand (THA)

Team Match No.: 3 Table : 4 Umpires : FUJIMOTO Shigeko (JPN) HIGASHIJIMA Masae (JPN)

Match 1			Match	Game 1	Game 2	Game 3	Game 4	Game 5
A/B	ZHAO S / PENG W	CHN	3	11	11	11		
X/Y	WANGPHONPHATHANAS. / CHARITSAT K	THA	0	2	7	8		
Duration of Match 1:			15min	4min	5min	6min		

Match 2			Match	Game 1	Game 2	Game 3	Game 4	Game 5
A	ZHAO Shuai	CHN	3	11	11	11		
X	WANGPHONPHATHANASIRI Phisit	THA	0	4	6	4		
Duration of Match 2:			14min	4min	5min	5min		

Duration of Team Match	32min
------------------------	-------

Player Statistics	China (CHN)			Team Match	Thailand (THA)			Team Match
	Match				Match			
	1	2	3		1	2	3	
Points won	33	33		66	17	14		31
Biggest lead	9	7		9	2	3		3
Points won on own serve	18	17		35	10	7		17
Points lost on own serve	7	7		14	15	16		31
Most consecutive points won	6	5		6	2	3		3
Greatest deficit overcome	2	3		3	-	-		-

Match/Team Match Statistics	Match			Team Match
	1	2	3	
Longest rally (strokes)	8	13		13
Average rally	3	5		4

**Note:**  
The "Greatest deficit overcome" only applies when the player/pair ends up winning the game.

**Legend:**  
No. Number





## Detailed Team Match Results

チームの試合結果詳細

China (CHN) 2 - 0 Thailand (THA)

### Match 1:

ZHAO Shuai (CHN) 3-0 WANGPHONPHATHANASIRI Phisit (THA)  
PENG Weinan (CHN) CHARITSAT Komkrit (THA)

Match Summary		Match	Game 1	Game 2	Game 3	Game 4	Game 5
ZHAO Shuai / PENG W	CHN	3	11	11	11		
WANGPHONPHATHANASIRI Phisit / CHARITSAT K	THA	0	2	7	8		
	Duration	15min	4min	5min	6min		

Team Match No.: 3 Table : 4 Umpires : FUJIMOTO Shigeko (JPN) HIGASHIJIMA Masae (JPN)

Player Statistics	ZHAO S / PENG W (CHN)						WANGPHONPHATHANAS. / CHARITSAT K (THA)					
	Game					Match	Game					Match
	1	2	3	4	5		1	2	3	4	5	
Points won	11	11	11			33	2	7	8			17
Biggest lead	9	5	3			9	-	-	2			2
Points won on own serve	6	7	5			18	2	4	4			10
Points lost on own serve	0	3	4			7	5	4	6			15
Most consecutive points won	6	4	3			6	1	2	2			2
Greatest deficit overcome	-	-	2			2	-	-	-			-
Handedness/Grip	/ - /						/ - /					

Game/Match Statistics	Game					Match
	1	2	3	4	5	
Longest rally (strokes)	8	7	5			8
Average rally	4	3	3			3

### Game Progress

1	ZHAO S / PENG W (CHN)	0	1	*-1	2	3	4	*-5	6	7	7	*-8	9	10	11						
	WANGPHONPHATHANAS. / CHARITSAT K (THA)	*-0	0	1	1	*-1	1	1	1	*-1	2	2	2	*-2	2						
2	ZHAO S / PENG W (CHN)	*-0	1	2	3	*-3	3	4	5	*-5	5	6	6	*-7	8	9	10	*-10	10	11	
	WANGPHONPHATHANAS. / CHARITSAT K (THA)	0	0	*-0	0	1	2	*-2	2	3	4	*-4	5	5	5	*-5	5	6	7	7	
3	ZHAO S / PENG W (CHN)	0	0	*-0	1	1	2	*-2	3	4	4	*-5	5	6	7	*-8	8	8	9	*-10	11
	WANGPHONPHATHANAS. / CHARITSAT K (THA)	*-0	1	2	2	*-3	3	4	4	*-4	5	5	6	*-6	6	6	7	*-8	8	8	8

### Note:

The "Greatest deficit overcome" only applies when the pair ends up winning the game.

### Legend:

\*- First player of pair is serving      \*- Second player of pair is serving      No. Number



## Detailed Team Match Results

チームの試合結果詳細

China (CHN) 2 - 0 Thailand (THA)

Match 2: ZHAO Shuai (CHN) 3-0 WANGPHONPHATHANASIRI Phisit (THA)

Match Summary		Match	Game 1	Game 2	Game 3	Game 4	Game 5
ZHAO Shuai	CHN	3	11	11	11		
WANGPHONPHATHANASIRI Phisit	THA	0	4	6	4		
Duration		14min	4min	5min	5min		

Team Match No.: 3 Table : 4 Umpires : FUJIMOTO Shigeko (JPN) HIGASHIJIMA Masae (JPN)

Player Statistics	ZHAO Shuai (CHN)						WANGPHONPHATHANAS. (THA)					
	Game					Match	Game					Match
	1	2	3	4	5		1	2	3	4	5	
Points won	11	11	11			33	4	6	4			14
Biggest lead	7	5	7			7	1	3	-			3
Points won on own serve	6	4	7			17	2	2	3			7
Points lost on own serve	2	4	1			7	5	7	4			16
Most consecutive points won	5	5	5			5	1	3	2			3
Greatest deficit overcome	1	3	-			3	-	-	-			-
Handedness/Grip	/						/					

Game/Match Statistics	Game					Match
	1	2	3	4	5	
Longest rally (strokes)	13	12	13			13
Average rally	5	4	5			5

### Game Progress

1	ZHAO Shuai (CHN)	*0	0	1	2	*3	4	5	5	*6	6	7	7	*8	9	10	11		
	WANGPHONPHATHANASIRI Phisit (THA)	0	1	*1	1	1	1	*1	2	2	3	*3	4	4	4	*4	4		
2	ZHAO Shuai (CHN)	0	0	*1	1	1	1	*2	3	3	4	*5	6	6	7	*8	9	10	11
	WANGPHONPHATHANASIRI Phisit (THA)	*0	1	1	2	*3	4	4	4	*5	5	5	5	*6	6	6	6	*6	6
3	ZHAO Shuai (CHN)	*0	1	2	2	*2	3	4	4	*5	6	7	8	*9	9	10	11		
	WANGPHONPHATHANASIRI Phisit (THA)	0	0	*0	1	2	2	*2	3	3	3	*3	3	3	4	*4	4		

### Note:

The "Greatest deficit overcome" only applies when the player ends up winning the game.

### Legend:

\* Server No. Number



## Detailed Team Match Results

チームの試合結果詳細

Ukraine (UKR) 2 - 0 France (FRA)

Team Match No.: 4 Table : 1 Umpires : VARAYANON Chusakul (THA) GRIAZNOVA Liudmila (RUS)

Match 1			Match	Game 1	Game 2	Game 3	Game 4	Game 5
A/B	DIDUKH V / NIKOLENKO M	UKR	3	11	11	11		
X/Y	BOUVAIS T / BERTHIER C	FRA	0	7	8	4		
Duration of Match 1:			21min	7min	7min	5min		

Match 2			Match	Game 1	Game 2	Game 3	Game 4	Game 5
A	DIDUKH Viktor	UKR	3	10	11	11	11	
X	BOUVAIS Thomas	FRA	1	12	3	2	4	
Duration of Match 2:			26min	7min	5min	5min	5min	

Duration of Team Match		50min
------------------------	--	-------

Player Statistics	Ukraine (UKR)			Team Match	France (FRA)			Team Match
	Match				Match			
	1	2	3		1	2	3	
Points won	33	43		76	19	21		40
Biggest lead	7	9		9	2	2		2
Points won on own serve	13	21		34	7	9		16
Points lost on own serve	12	12		24	20	22		42
Most consecutive points won	5	8		8	3	4		4
Greatest deficit overcome	2	1		2	-	2		2

Match/Team Match Statistics	Match			Team Match
	1	2	3	
Longest rally (strokes)	8	21		21
Average rally	4	6		5

**Note:**

The "Greatest deficit overcome" only applies when the player/pair ends up winning the game.

**Legend:**

No. Number



## Detailed Team Match Results

チームの試合結果詳細

Ukraine (UKR) 2 - 0 France (FRA)

### Match 1:

DIDUKH Viktor / NIKOLENKO Maksym (UKR) 3-0 BOUVAIS Thomas / BERTHIER Clement (FRA)

Match Summary		Match	Game 1	Game 2	Game 3	Game 4	Game 5
DIDUKH Viktor / NIKOLENKO M	UKR	3	11	11	11		
BOUVAIS Thomas / BERTHIER C	FRA	0	7	8	4		
Duration		21min	7min	7min	5min		

Team Match No.: 4 Table : 1 Umpires : VARAYANON Chusakul (THA) GRIAZNOVA Liudmila (RUS)

Player Statistics	DIDUKH V / NIKOLENKO M (UKR)					Match	BOUVAIS T / BERTHIER C (FRA)					Match
	Game						Game					
	1	2	3	4	5		1	2	3	4	5	
Points won	11	11	11			33	7	8	4			19
Biggest lead	4	3	7			7	1	2	1			2
Points won on own serve	3	5	5			13	2	3	2			7
Points lost on own serve	5	5	2			12	8	6	6			20
Most consecutive points won	4	4	5			5	3	2	1			3
Greatest deficit overcome	1	2	1			2	-	-	-			-
Handedness/Grip	/ - /						/ - /					

Game/Match Statistics	Game					Match
	1	2	3	4	5	
Longest rally (strokes)	7	8	5			8
Average rally	5	4	4			4

### Game Progress

1	DIDUKH V / NIKOLENKO M (UKR)	0	1	*-2	2	2	3	*-4	4	5	5	*-5	5	6	7	*-8	9	9	10	11	
	BOUVAIS T / BERTHIER C (FRA)	*-0	0	0	1	*-2	2	2	3	*-3	4	5	6	*-6	6	6	6	*-7	7	7	
2	DIDUKH V / NIKOLENKO M (UKR)	*-0	0	1	1	*-1	2	3	4	*-5	5	5	6	*-6	7	7	8	*-9	10	10	11
	BOUVAIS T / BERTHIER C (FRA)	0	1	*-1	2	3	3	*-3	3	3	4	*-5	5	6	6	*-7	7	7	7	*-8	8
3	DIDUKH V / NIKOLENKO M (UKR)	0	0	*-1	1	2	2	*-3	4	5	6	*-7	7	8	9	*-10	11				
	BOUVAIS T / BERTHIER C (FRA)	*-0	1	1	2	*-2	3	3	3	*-3	3	3	4	*-4	4	4	4				

### Note:

The "Greatest deficit overcome" only applies when the pair ends up winning the game.

### Legend:

\*- First player of pair is serving      \*- Second player of pair is serving      No. Number



## Detailed Team Match Results

チームの試合結果詳細

Ukraine (UKR) 2 - 0 France (FRA)

Match 2: DIDUKH Viktor (UKR) 3-1 BOUVAIS Thomas (FRA)

Match Summary		Match	Game 1	Game 2	Game 3	Game 4	Game 5
DIDUKH Viktor	UKR	3	10	11	11	11	
BOUVAIS Thomas	FRA	1	12	3	2	4	
Duration		26min	7min	5min	5min	5min	

Team Match No.: 4 Table : 1 Umpires : VARAYANON Chusakul (THA) GRIAZNOVA Liudmila (RUS)

Player Statistics	DIDUKH Viktor (UKR)						BOUVAIS Thomas (FRA)					
	Game					Match	Game					Match
	1	2	3	4	5		1	2	3	4	5	
Points won	10	11	11	11		43	12	3	2	4		21
Biggest lead	2	8	9	7		9	2	1	-	-		2
Points won on own serve	4	5	5	7		21	5	0	1	3		9
Points lost on own serve	7	3	1	1		12	6	6	6	4		22
Most consecutive points won	4	8	8	4		8	4	2	1	2		4
Greatest deficit overcome	-	1	-	-		1	2	-	-	-		2
Handedness/Grip	/						/					

Game/Match Statistics	Game					Match
	1	2	3	4	5	
Longest rally (strokes)	7	12	21	10		21
Average rally	5	7	6	6		6

### Game Progress

1	DIDUKH Viktor (UKR)	0	0	*1	1	1	2	*3	4	5	5	*5	6	6	7	*7	8	8	9	*10	10	10	*10	10
	BOUVAIS Thomas (FRA)	*0	1	1	2	*3	3	3	3	*3	4	5	5	*6	6	7	7	*8	8	8	9	*10	11	12
2	DIDUKH Viktor (UKR)	*0	0	1	2	*3	3	3	4	*5	6	7	8	*9	10	11								
	BOUVAIS Thomas (FRA)	0	1	*1	1	1	2	*3	3	3	3	*3	3	3	3	3								
3	DIDUKH Viktor (UKR)	0	1	*2	3	4	5	*6	7	8	8	*9	10	10	11									
	BOUVAIS Thomas (FRA)	*0	0	0	0	*0	0	0	0	*0	1	1	1	*2	2									
4	DIDUKH Viktor (UKR)	*0	1	1	2	*3	4	5	5	*5	6	7	7	*8	9	10	11							
	BOUVAIS Thomas (FRA)	0	0	*1	1	1	1	*1	2	3	3	*3	4	4	4	*4	4							

### Note:

The "Greatest deficit overcome" only applies when the player ends up winning the game.

### Legend:

\* Server

No. Number



## Detailed Team Match Results

チームの試合結果詳細

Great Britain (GBR) **0 - 2** People's Republic of China (CHN)

Team Match No.: 5 Table : 2 Umpires : YAMAGUCHI Yumi (JPN) HERMANS Michel (BEL)

Match 1			Match	Game 1	Game 2	Game 3	Game 4	Game 5
A/B	WILSON R / McKIBBIN A	GBR	1	11	10	8	8	
X/Y	ZHAO S / PENG W	CHN	3	6	12	11	11	
Duration of Match 1:			32min	6min	9min	7min	8min	

Match 2			Match	Game 1	Game 2	Game 3	Game 4	Game 5
A	WILSON Ross	GBR	2	5	11	11	10	10
X	ZHAO Shuai	CHN	3	11	8	9	12	12
Duration of Match 2:			43min	7min	8min	9min	8min	11min

Duration of Team Match	1h19min
------------------------	---------

Player Statistics	Great Britain (GBR)			Team Match	People's Republic of China (CHN)			Team Match
	Match				Match			
	1	2	3		1	2	3	
Points won	37	47		84	40	52		92
Biggest lead	5	3		5	3	6		6
Points won on own serve	20	27		47	21	30		51
Points lost on own serve	19	22		41	17	20		37
Most consecutive points won	5	5		5	6	5		6
Greatest deficit overcome	-	2		2	4	2		4

Match/Team Match Statistics	Match			Team Match
	1	2	3	
Longest rally (strokes)	6	19		19
Average rally	3	5		4

**Note:**

The "Greatest deficit overcome" only applies when the player/pair ends up winning the game.

**Legend:**

No. Number



## Detailed Team Match Results

チームの試合結果詳細

Great Britain (GBR) **0 - 2** People's Republic of China (CHN)

### Match 1:

WILSON Ross (GBR) **1-3** ZHAO Shuai (CHN)  
McKIBBIN Aaron (GBR) **PENG Weinan (CHN)**

Match Summary		Match	Game 1	Game 2	Game 3	Game 4	Game 5
WILSON Ross / McKIBBIN A	GBR	1	11	10	8	8	
ZHAO Shuai / PENG W	CHN	3	6	12	11	11	
Duration		32min	6min	9min	7min	8min	

Team Match No.: 5 Table : 2 Umpires : YAMAGUCHI Yumi (JPN) HERMANS Michel (BEL)

Player Statistics	WILSON R / McKIBBIN A (GBR)						ZHAO S / PENG W (CHN)					
	Game					Match	Game					Match
	1	2	3	4	5		1	2	3	4	5	
Points won	11	10	8	8		37	6	12	11	11		40
Biggest lead	5	4	-	3		5	-	2	3	3		3
Points won on own serve	6	4	6	4		20	3	5	7	6		21
Points lost on own serve	3	7	4	5		19	5	6	2	4		17
Most consecutive points won	3	4	2	5		5	3	4	3	6		6
Greatest deficit overcome	-	-	-	-		-	-	4	-	3		4
Handedness/Grip	/ - /						/ - /					

Game/Match Statistics	Game					Match
	1	2	3	4	5	
Longest rally (strokes)	6	6	6	5		6
Average rally	3	3	3	4		3

### Game Progress

1	WILSON R / McKIBBIN A (GBR)	-*0	1	2	3	*-3	3	3	4	-*5	5	6	6	*-7	8	9	9	9	9	11				
	ZHAO S / PENG W (CHN)	0	0	*-0	0	1	2	*-3	3	3	4	*-4	5	5	5	*-5	6	6	6	6				
2	WILSON R / McKIBBIN A (GBR)	0	1	*-2	2	3	3	*-3	4	4	5	*-6	7	8	8	*-8	8	8	9	*-10	10	10	*-10	10
	ZHAO S / PENG W (CHN)	*-0	0	0	1	*-1	2	3	3	*-4	4	4	4	*-4	5	6	7	*-8	8	8	9	*-10	11	12
3	WILSON R / McKIBBIN A (GBR)	*-0	0	1	1	*-1	2	3	3	*-3	3	4	5	*-5	5	6	6	*-7	8	8	8			8
	ZHAO S / PENG W (CHN)	0	1	*-1	2	3	3	*-3	4	5	6	*-6	6	7	8	*-8	9	9	9	*-10	11			11
4	WILSON R / McKIBBIN A (GBR)	0	0	*-1	1	2	2	*-2	3	4	5	*-6	7	7	7	*-7	7	7	7	*-8	8			8
	ZHAO S / PENG W (CHN)	*-0	1	1	2	*-2	3	4	4	*-4	4	4	4	*-5	6	7	8	*-9	10	10	11			11

### Note:

The "Greatest deficit overcome" only applies when the pair ends up winning the game.

### Legend:

\*- First player of pair is serving      \*- Second player of pair is serving      No. Number



## Detailed Team Match Results

チームの試合結果詳細

Great Britain (GBR) **0 - 2** People's Republic of China (CHN)

Match 2: WILSON Ross (GBR) **2-3** ZHAO Shuai (CHN)

Match Summary		Match	Game 1	Game 2	Game 3	Game 4	Game 5
WILSON Ross	GBR	2	5	11	11	10	10
ZHAO Shuai	CHN	3	11	8	9	12	12
Duration		43min	7min	8min	9min	8min	11min

Team Match No.: 5 Table : 2 Umpires : YAMAGUCHI Yumi (JPN) HERMANS Michel (BEL)

Player Statistics	WILSON Ross (GBR)						ZHAO Shuai (CHN)					
	Game					Match	Game					Match
	1	2	3	4	5		1	2	3	4	5	
Points won	5	11	11	10	10	47	11	8	9	12	12	52
Biggest lead	2	3	3	1	1	3	6	-	2	3	2	6
Points won on own serve	4	6	6	6	5	27	7	5	5	7	6	30
Points lost on own serve	4	3	4	5	6	22	1	5	5	4	5	20
Most consecutive points won	2	3	5	2	2	5	5	2	4	3	2	5
Greatest deficit overcome	-	-	2	-	-	2	2	-	-	1	1	2
Handedness/Grip	/						/					

Game/Match Statistics	Game					Match
	1	2	3	4	5	
Longest rally (strokes)	9	19	11	9	10	19
Average rally	5	5	5	4	5	5

### Game Progress

1	WILSON Ross (GBR)	*0	1	2	2	*3	3	3	3	*3	3	4	4	*4	4	5	5	5						
	ZHAO Shuai (CHN)	0	0	*0	1	1	2	*3	4	5	6	*6	7	8	9	*9	10	11						
2	WILSON Ross (GBR)	0	1	*1	2	2	3	*3	4	5	6	*6	7	7	7	*8	9	9	10	*10	11			
	ZHAO Shuai (CHN)	*0	0	1	1	*2	2	3	3	*3	3	4	4	*5	6	6	6	*7	7	8	8			
3	WILSON Ross (GBR)	*0	1	2	2	*3	3	4	4	*4	4	4	5	*6	7	8	9	*9	9	10	10	11		
	ZHAO Shuai (CHN)	0	0	*0	1	1	2	*2	3	4	5	*6	6	6	6	*6	6	7	8	*8	9	9		
4	WILSON Ross (GBR)	0	0	*1	2	2	2	*2	3	3	3	*4	4	5	6	*6	7	8	8	*9	9	10	*10	10
	ZHAO Shuai (CHN)	*0	1	1	1	*2	3	4	4	*5	6	6	7	*7	7	8	8	*8	9	9	10	*10	11	12
5	WILSON Ross (GBR)	*0	0	1	1	*2	3	3	3	*4	5	5	6	*6	7	7	8	*8	8	9	9	*10	10	10
	ZHAO Shuai (CHN)	0	1	*1	2	2	2	*3	4	4	4	*5	5	6	6	*7	7	8	9	*9	10	10	*11	12

### Note:

The "Greatest deficit overcome" only applies when the player ends up winning the game.

### Legend:

\* Server

No. Number





## Detailed Team Match Results

チームの試合結果詳細

China (CHN) 2 - 0 Ukraine (UKR)

Team Match No.: 6 Table : 2 Umpires : FOUCHARD Frederic (FRA) SAMAL Jiban Ballav (IND)

Match 1			Match	Game 1	Game 2	Game 3	Game 4	Game 5
A/B	ZHAO S / PENG W	CHN	3	11	11	11		
X/Y	DIDUKH V / NIKOLENKO M	UKR	0	7	8	8		
Duration of Match 1:			21min	5min	7min	6min		

Match 2			Match	Game 1	Game 2	Game 3	Game 4	Game 5
A	ZHAO Shuai	CHN	3	11	14	11	11	
X	DIDUKH Viktor	UKR	1	13	12	5	5	
Duration of Match 2:			33min	9min	10min	6min	6min	

Duration of Team Match			57min
------------------------	--	--	-------

Player Statistics	China (CHN)			Team Match	Ukraine (UKR)			Team Match
	Match				Match			
	1	2	3		1	2	3	
Points won	33	47		80	23	35		58
Biggest lead	5	6		6	2	4		4
Points won on own serve	16	26		42	12	20		32
Points lost on own serve	11	15		26	17	21		38
Most consecutive points won	6	6		6	3	4		4
Greatest deficit overcome	2	4		4	-	1		1

Match/Team Match Statistics	Match			Team Match
	1	2	3	
Longest rally (strokes)	9	18		18
Average rally	4	5		5

**Note:**

The "Greatest deficit overcome" only applies when the player/pair ends up winning the game.

**Legend:**

No. Number



## Detailed Team Match Results

チームの試合結果詳細

China (CHN) 2 - 0 Ukraine (UKR)

### Match 1:

ZHAO Shuai (CHN) 3-0 DIDUKH Viktor (UKR)  
PENG Weinan (CHN) NIKOLENKO Maksym (UKR)

Match Summary		Match	Game 1	Game 2	Game 3	Game 4	Game 5
ZHAO Shuai / PENG W	CHN	3	11	11	11		
DIDUKH Viktor / NIKOLENKO M	UKR	0	7	8	8		
	Duration	21min	5min	7min	6min		

Team Match No.: 6 Table : 2 Umpires : FOUCHARD Frederic (FRA) SAMAL Jiban Ballav (IND)

Player Statistics	ZHAO S / PENG W (CHN)						DIDUKH V / NIKOLENKO M (UKR)					
	Game					Match	Game					Match
	1	2	3	4	5		1	2	3	4	5	
Points won	11	11	11			33	7	8	8			23
Biggest lead	4	3	5			5	2	2	-			2
Points won on own serve	5	7	4			16	4	5	3			12
Points lost on own serve	3	3	5			11	6	4	7			17
Most consecutive points won	6	5	3			6	2	3	3			3
Greatest deficit overcome	2	2	-			2	-	-	-			-
Handedness/Grip	/ - /						/ - /					

Game/Match Statistics	Game					Match
	1	2	3	4	5	
Longest rally (strokes)	9	7	7			9
Average rally	5	4	4			4

### Game Progress

1	ZHAO S / PENG W (CHN)	0	0	*1	1	2	2	*3	3	4	4	*4	5	5	6	*7	8	9	10	11	
	DIDUKH V / NIKOLENKO M (UKR)	*0	1	1	2	*2	3	3	4	*4	5	6	6	*7	7	7	7	*7	7	7	
2	ZHAO S / PENG W (CHN)	*0	1	2	2	*2	3	3	3	*3	4	5	6	*7	8	8	9	*9	9	10	11
	DIDUKH V / NIKOLENKO M (UKR)	0	0	*0	1	2	2	*3	4	5	5	*5	5	5	5	*6	6	7	8	*8	8
3	ZHAO S / PENG W (CHN)	0	1	*2	2	3	4	*5	5	6	6	*7	7	8	9	*9	9	9	10	*10	11
	DIDUKH V / NIKOLENKO M (UKR)	*0	0	0	1	*1	1	1	2	*2	3	3	4	*4	4	5	6	*7	7	8	8

### Note:

The "Greatest deficit overcome" only applies when the pair ends up winning the game.

### Legend:

\*- First player of pair is serving      -\* Second player of pair is serving      No. Number



## Detailed Team Match Results

チームの試合結果詳細

China (CHN) 2 - 0 Ukraine (UKR)

Match 2:

ZHAO Shuai (CHN) 3-1 DIDUKH Viktor (UKR)

Match Summary		Match	Game 1	Game 2	Game 3	Game 4	Game 5
ZHAO Shuai	CHN	3	11	14	11	11	
DIDUKH Viktor	UKR	1	13	12	5	5	
Duration		33min	9min	10min	6min	6min	

Team Match No.: 6 Table : 2 Umpires : FOUCHARD Frederic (FRA) SAMAL Jiban Ballav (IND)

Player Statistics	ZHAO Shuai (CHN)						DIDUKH Viktor (UKR)					
	Game					Match	Game					Match
	1	2	3	4	5		1	2	3	4	5	
Points won	11	14	11	11		47	13	12	5	5		35
Biggest lead	1	2	6	6		6	3	4	1	2		4
Points won on own serve	7	6	6	7		26	8	5	3	4		20
Points lost on own serve	5	7	2	1		15	4	8	5	4		21
Most consecutive points won	4	4	6	6		6	3	4	2	3		4
Greatest deficit overcome	-	4	1	2		4	1	-	-	-		1
Handedness/Grip	/						/					

Game/Match Statistics	Game					Match
	1	2	3	4	5	
Longest rally (strokes)	16	17	18	8		18
Average rally	6	5	5	4		5

### Game Progress

1	ZHAO Shuai (CHN)	*0	1	1	1	*1	2	2	3	*3	3	4	4	*5	6	7	7	*7	7	8	9	*10	11	*11
	DIDUKH Viktor (UKR)	0	0	*1	2	3	*4	4	5	6	*6	7	7	7	*7	8	9	10	*10	10	10	*10	11	
		11	11																					
		*12	13																					
2	ZHAO Shuai (CHN)	0	0	*1	1	2	3	*3	3	4	5	*5	5	5	5	*6	6	6	7	*8	9	10	*10	11
	DIDUKH Viktor (UKR)	*0	1	1	2	*2	2	3	4	*4	4	5	6	*7	8	8	9	*10	10	10	10	*10	11	*11
		*12	12	*13	14																			
		11	*12	12	12																			
3	ZHAO Shuai (CHN)	*0	0	1	2	*3	4	5	6	*6	6	7	7	*7	8	9	10	11						
	DIDUKH Viktor (UKR)	0	1	*1	1	1	1	*1	1	2	3	*3	4	5	5	*5	5	5						
4	ZHAO Shuai (CHN)	0	0	*0	1	2	3	*4	5	6	6	*6	6	7	8	*9	10	11						
	DIDUKH Viktor (UKR)	*0	1	2	2	*2	2	2	2	*2	3	4	5	*5	5	5	5	5						

### Note:

The "Greatest deficit overcome" only applies when the player ends up winning the game.

### Legend:

\* Server

No. Number



## Player Statistics

プレーヤーの統計

As of THU 2 SEP 2021

Players	NPC Code	Matches				Games				Match Duration	
		Played	Won	Lost	%Won	Played	Won	Lost	%Won	All	Average
ANDERSSON Emil	SWE	1	0	1	0%	4	1	3	25%	27min	27min
		Points Won				Points Lost					
		Total	Own Serve: 18		Most Consecutive: 10		Total	Own Serve: 16		Most Consecutive: 5	
		33	Opp. Serve: 15		GDO: 1		35	Opp. Serve: 19		GLL: 1	
BERTHIER Clement	FRA	Matches				Games				Match Duration	
		Played	Won	Lost	%Won	Played	Won	Lost	%Won	All	Average
		1	1	0	100%	4	3	1	75%	27min	27min
		Points Won				Points Lost					
Total	Own Serve: 19		Most Consecutive: 5		Total	Own Serve: 15		Most Consecutive: 10			
35	Opp. Serve: 16		GDO: 1		33	Opp. Serve: 18		GLL: 1			
BOUVAIS Thomas	FRA	Matches				Games				Match Duration	
		Played	Won	Lost	%Won	Played	Won	Lost	%Won	All	Average
		2	1	1	50%	9	4	5	44%	1h3min	32min
		Points Won				Points Lost					
Total	Own Serve: 30		Most Consecutive: 4		Total	Own Serve: 46		Most Consecutive: 8			
65	Opp. Serve: 35		GDO: 2		90	Opp. Serve: 44		GLL: 2			
CSONKA Andras	HUN	Matches				Games				Match Duration	
		Played	Won	Lost	%Won	Played	Won	Lost	%Won	All	Average
		1	0	1	0%	3	0	3	0%	23min	23min
		Points Won				Points Lost					
Total	Own Serve: 11		Most Consecutive: 3		Total	Own Serve: 14		Most Consecutive: 4			
20	Opp. Serve: 9		GDO: 0		33	Opp. Serve: 19		GLL: 1			
DIDUKH Viktor	UKR	Matches				Games				Match Duration	
		Played	Won	Lost	%Won	Played	Won	Lost	%Won	All	Average
		2	1	1	50%	8	4	4	50%	59min	30min
		Points Won				Points Lost					
Total	Own Serve: 41		Most Consecutive: 8		Total	Own Serve: 33		Most Consecutive: 6			
78	Opp. Serve: 37		GDO: 1		68	Opp. Serve: 35		GLL: 4			
KARLSSON Linus	SWE	Matches				Games				Match Duration	
		Played	Won	Lost	%Won	Played	Won	Lost	%Won	All	Average
		1	0	1	0%	5	2	3	40%	37min	37min
		Points Won				Points Lost					
Total	Own Serve: 23		Most Consecutive: 4		Total	Own Serve: 23		Most Consecutive: 4			
47	Opp. Serve: 24		GDO: 2		44	Opp. Serve: 21		GLL: 2			
SHILTON Billy	GBR	Matches				Games				Match Duration	
		Played	Won	Lost	%Won	Played	Won	Lost	%Won	All	Average
		1	1	0	100%	3	3	0	100%	23min	23min
		Points Won				Points Lost					
Total	Own Serve: 19		Most Consecutive: 4		Total	Own Serve: 9		Most Consecutive: 3			
33	Opp. Serve: 14		GDO: 1		20	Opp. Serve: 11		GLL: 0			



## Player Statistics

プレイヤーの統計

As of THU 2 SEP 2021

Players	NPC Code	Matches				Games				Match Duration				
		Played	Won	Lost	%Won	Played	Won	Lost	%Won	All	Average			
WANGPHONPHATHANAS.	THA	1	0	1	0%	3	0	3	0%	14min	14min			
		Points Won				Points Lost								
		Total	Own Serve:		7	Most Consecutive:		3	Total	Own Serve:		16	Most Consecutive:	5
		14	Opp. Serve:		7	GDO:		0	33	Opp. Serve:		17	GLL:	3
WILSON Ross	GBR	Matches				Games				Match Duration				
		Played	Won	Lost	%Won	Played	Won	Lost	%Won	All	Average			
		1	0	1	0%	5	2	3	40%	43min	43min			
		Points Won				Points Lost								
Total	Own Serve:		27	Most Consecutive:		5	Total	Own Serve:		22	Most Consecutive:	5		
47	Opp. Serve:		20	GDO:		2	52	Opp. Serve:		30	GLL:	2		
ZHAO Shuai	CHN	Matches				Games				Match Duration				
		Played	Won	Lost	%Won	Played	Won	Lost	%Won	All	Average			
		3	3	0	100%	12	9	3	75%	1h30min	30min			
		Points Won				Points Lost								
Total	Own Serve:		73	Most Consecutive:		6	Total	Own Serve:		42	Most Consecutive:	5		
132	Opp. Serve:		59	GDO:		4	96	Opp. Serve:		54	GLL:	2		

**Note:**

The "Greatest deficit overcome" only applies when the player ends up winning the game and "Greatest lead lost" only when losing.

**Legend:**

**GDO** Greatest deficit overcome    **GLL** Greatest lead lost    **Opp.** Opponent's



## Tournament Statistics

トーナメントの統計

As of THU 2 SEP 2021

Statistics	Quarterfinals	Semifinals	Finals	Total
<b>Team Matches</b>				
Total	3	2	1	6
Game Margin: 2:0	2 67%	2 100%	1 100%	5 83%
2:1	1 33%			1 17%
Invalid Results Mark				
Duration: Total	3h27min	2h9min	57min	6h33min
Longest	1h54min	1h19min	57min	1h54min
Shortest	32min	50min	57min	32min
Average	1h9min	1h5min	57min	1h6min
<b>Matches</b>				
Total	7	4	2	13
Game Margin: 3:0	3 43%	1 25%	1 50%	5 38%
3:1	3 43%	2 50%	1 50%	6 46%
3:2	1 14%	1 25%		2 15%
Invalid Results Mark				
Duration: Total	3h8min	2h2min	54min	6h4min
Longest	39min	43min	33min	43min
Shortest	14min	21min	21min	14min
Average	27min	31min	27min	28min
<b>Games</b>				
Total	26	16	7	49
Point Margin: 11				
10				
9	2 8%	1 6%		3 6%
8		1 6%		1 2%
7	3 12%	2 13%		5 10%
6	2 8%	1 6%	2 29%	5 10%
5	3 12%	1 6%		4 8%
4	3 12%	1 6%	1 14%	5 10%
3	5 19%	4 25%	2 29%	11 22%
2	8 31%	5 31%	2 29%	15 31%
Invalid Results Mark				
Duration: Total	2h56min	1h54min	49min	5h39min
Longest	10min	11min	10min	11min
Shortest	4min	5min	5min	4min
Average	7min	7min	7min	7min
<b>Points</b>				
Total	479	292	138	909
Per game	18.42	18.25	19.71	18.55
Most consecutive won	10	8	6	10
Greatest deficit overcome	5	4	4	5
Longest rally	22	21	18	22
Average rally	5	4	5	5

**Note:**

The "Greatest deficit overcome" only applies when the player/pair ends up winning the game.



**Medallists**  
メダリスト

Medal	NPC	Name
GOLD	CHN - People's Republic of China	PENG Weinan YE Chao Qun ZHAO Shuai
SILVER	UKR - Ukraine	DIDUKH Viktor NIKOLENKO Maksym
BRONZE	FRA - France	BERTHIER Clement BOUVAIS Thomas
	GBR - Great Britain	McKIBBIN Aaron SHILTON Billy WILSON Ross



## Entry List by Event

種目別エントリーリスト

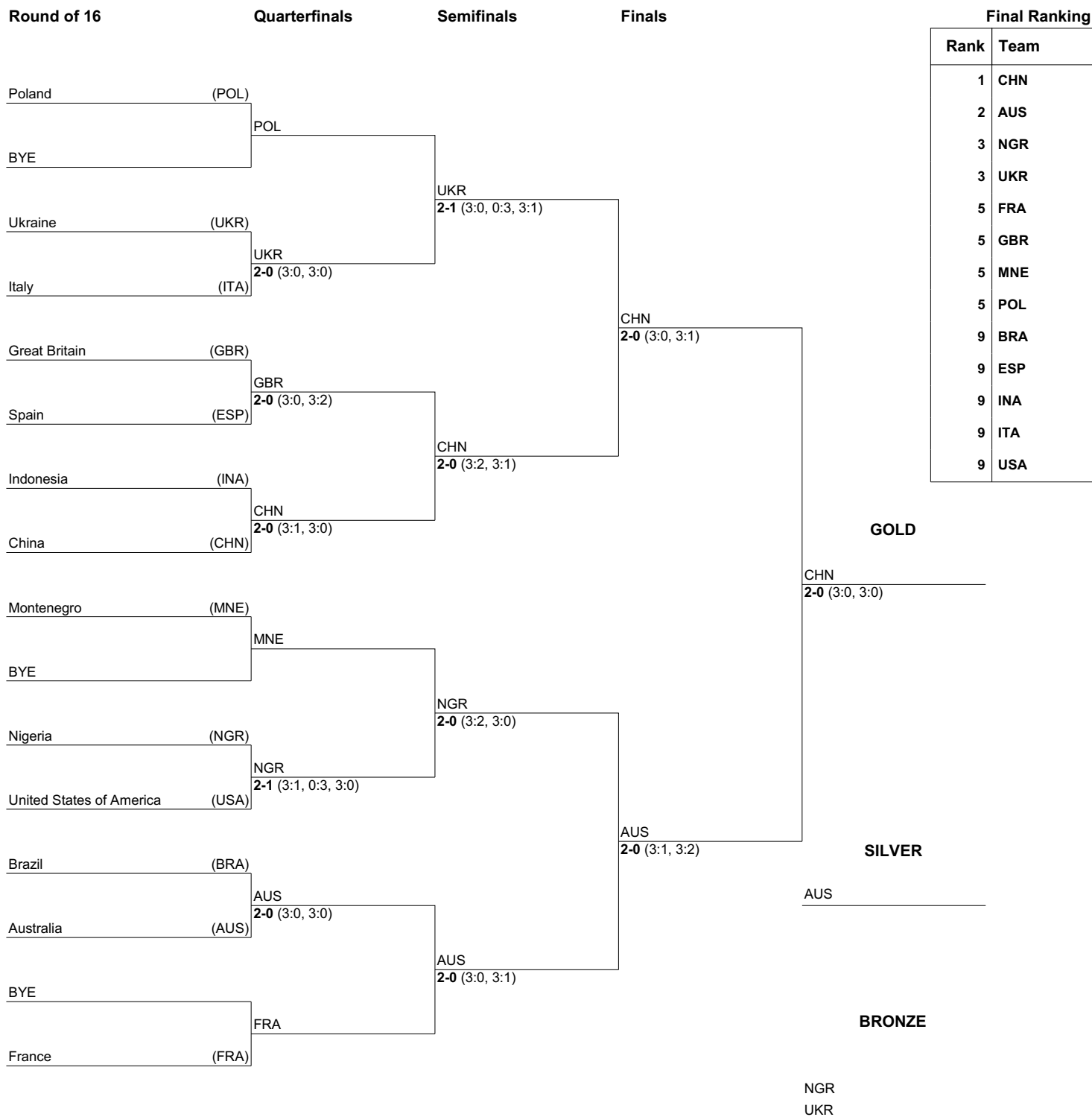
As of SUN 22 AUG 2021

NPC	Name	Date of Birth
<b>AUS - Australia</b>	COUGHLAN Joel	13 JUL 1988
	MA Lin	25 DEC 1989
	PELLISSIER Nathan	17 MAR 1996
<b>BRA - Brazil</b>	CARBINATTI JUNIOR Carlos Alberto	8 AUG 1984
	GUARNIERI MANARA Luiz Filipe	19 NOV 1991
<b>CHN - People's Republic of China</b>	LIAN Hao	7 JUN 1995
	ZHAO Yi Qing	25 JAN 1993
<b>ESP - Spain</b>	PEREZ GONZALEZ Juan	31 JAN 1969
	RUIZ REYES Jose Manuel	16 JUL 1978
<b>FRA - France</b>	BOHEAS Mateo	9 OCT 1996
	de la BOURDONNAYE Gilles	27 JAN 1973
<b>GBR - Great Britain</b>	FACEY THOMPSON Ashley	31 JAN 1995
	STACEY Joshua	25 FEB 2000
<b>INA - Indonesia</b>	AKBAR Komet	10 JAN 1986
	JACOBS David	21 JUN 1977
<b>ITA - Italy</b>	KALEM Mohamed	27 JAN 1982
	PARENZAN Matteo	23 JUN 2003
<b>MNE - Montenegro</b>	BAKIC Luka	6 JUN 1991
	RADOVIC Filip	8 JUL 2000
<b>NGR - Nigeria</b>	AGUNBIADE Tajudeen	25 MAY 1975
	FARINLOYE Victor	13 MAR 1975
	OLUFEMI Alabi	6 JAN 1973
<b>POL - Poland</b>	CHOJNOWSKI Patryk	5 APR 1990
	CHUDZICKI Maksym	24 MAY 1999
	GRUDZIEN Piotr	27 SEP 1991
<b>UKR - Ukraine</b>	KATS Lev	25 FEB 2001
	MAI Ivan	8 NOV 1995
<b>USA - United States of America</b>	LEIBOVITZ Tahl	1 JUN 1975
	SEIDENFELD Ian	17 JUL 2001





Draw  
トーナメント表





## Detailed Team Match Results

チームの試合結果詳細

Ukraine (UKR) 2 - 0 Italy (ITA)

Team Match No.: 1 Table : 1 Umpires : ZAKI Khaled (EGY) BYSTRICAN Marian (SVK)

Match 1		Match	Game 1	Game 2	Game 3	Game 4	Game 5
A/B	KATS L / MAI I	UKR	3	12	11	11	
X/Y	KALEM M / PARENZAN M	ITA	0	10	8	5	
Duration of Match 1:			19min	7min	5min	6min	

Match 2		Match	Game 1	Game 2	Game 3	Game 4	Game 5
A	KATS Lev	UKR	3	11	11	11	
X	KALEM Mohamed	ITA	0	5	8	7	
Duration of Match 2:			17min	4min	5min	5min	

Duration of Team Match		40min
------------------------	--	-------

Player Statistics	Ukraine (UKR)			Team Match	Italy (ITA)			Team Match
	Match				Match			
	1	2	3		1	2	3	
Points won	34	33		67	23	20		43
Biggest lead	6	6		6	2	1		2
Points won on own serve	15	16		31	9	9		18
Points lost on own serve	14	10		24	19	17		36
Most consecutive points won	5	5		5	4	4		4
Greatest deficit overcome	2	1		2	-	-		-

Match/Team Match Statistics	Match			Team Match
	1	2	3	
Longest rally (strokes)	10	13		13
Average rally	4	4		4

**Note:**

The "Greatest deficit overcome" only applies when the player/pair ends up winning the game.

**Legend:**

No. Number



## Detailed Team Match Results

チームの試合結果詳細

Ukraine (UKR) 2 - 0 Italy (ITA)

### Match 1:

KATS Lev MAI Ivan (UKR) 3-0 KALEM Mohamed PARENZAN Matteo (ITA)

Match Summary		Match	Game 1	Game 2	Game 3	Game 4	Game 5
KATS Lev / MAI I	UKR	3	12	11	11		
KALEM Mohamed / PARENZAN M	ITA	0	10	8	5		
	Duration	19min	7min	5min	6min		

Team Match No.: 1 Table : 1 Umpires : ZAKI Khaled (EGY) BYSTRICAN Marian (SVK)

Player Statistics	KATS L / MAI I (UKR)						KALEM M / PARENZAN M (ITA)					
	Game					Match	Game					Match
	1	2	3	4	5		1	2	3	4	5	
Points won	12	11	11			34	10	8	5			23
Biggest lead	3	4	6			6	1	2	-			2
Points won on own serve	5	5	5			15	4	3	2			9
Points lost on own serve	6	5	3			14	7	6	6			19
Most consecutive points won	3	5	3			5	4	2	1			4
Greatest deficit overcome	1	2	-			2	-	-	-			-
Handedness/Grip	/ - /						/ - /					

Game/Match Statistics	Game					Match
	1	2	3	4	5	
Longest rally (strokes)	7	7	10			10
Average rally	4	4	5			4

### Game Progress

1	KATS L / MAI I (UKR)	0	1	*-2	3	3	3	*-4	4	4	5	*-6	7	7	7	*-7	7	8	8	*-9	10	10	*-11	12
	KALEM M / PARENZAN M (ITA)	*-0	0	0	0	*-1	2	2	3	*-4	4	4	4	*-5	6	7	8	*-8	9	9	9	*-10	10	10
2	KATS L / MAI I (UKR)	*-0	0	1	1	*-1	2	3	4	*-5	6	6	7	*-8	8	8	9	*-9	10	10	11			
	KALEM M / PARENZAN M (ITA)	0	1	*-1	2	3	3	*-3	3	3	3	*-4	4	4	5	*-6	6	7	7	*-8	8			
3	KATS L / MAI I (UKR)	0	1	*-1	2	2	3	*-4	5	5	6	*-7	8	8	9	*-9	10	11						
	KALEM M / PARENZAN M (ITA)	*-0	0	1	1	*-2	2	2	2	*-3	3	3	3	*-4	4	5	5	5						

### Note:

The "Greatest deficit overcome" only applies when the pair ends up winning the game.

### Legend:

\*- First player of pair is serving      \*- Second player of pair is serving      No. Number



## Detailed Team Match Results

チームの試合結果詳細

Ukraine (UKR) 2 - 0 Italy (ITA)

Match 2:

KATS Lev (UKR) 3-0 KALEM Mohamed (ITA)

Match Summary		Match	Game 1	Game 2	Game 3	Game 4	Game 5
KATS Lev	UKR	3	11	11	11		
KALEM Mohamed	ITA	0	5	8	7		
Duration		17min	4min	5min	5min		

Team Match No.: 1 Table : 1 Umpires : ZAKI Khaled (EGY) BYSTRICAN Marian (SVK)

Player Statistics	KATS Lev (UKR)						KALEM Mohamed (ITA)					
	Game					Match	Game					Match
	1	2	3	4	5		1	2	3	4	5	
Points won	11	11	11			33	5	8	7			20
Biggest lead	6	3	5			6	-	1	1			1
Points won on own serve	5	6	5			16	2	4	3			9
Points lost on own serve	3	4	3			10	6	5	6			17
Most consecutive points won	5	4	5			5	2	4	2			4
Greatest deficit overcome	-	1	1			1	-	-	-			-
Handedness/Grip	/						/					

Game/Match Statistics	Game					Match
	1	2	3	4	5	
Longest rally (strokes)	9	6	13			13
Average rally	5	3	4			4

### Game Progress

1	KATS Lev (UKR)	0	1	*1	2	3	4	*5	6	6	6	*7	8	8	9	*10	10	11			
	KALEM Mohamed (ITA)	*0	0	1	1	*1	1	1	1	*2	3	3	3	*4	4	4	5	5			
2	KATS Lev (UKR)	*0	1	2	3	*3	4	4	4	*4	4	5	6	*6	6	7	8	*9	10	10	11
	KALEM Mohamed (ITA)	0	0	*0	0	1	1	*2	3	4	5	*5	5	6	7	*7	7	7	7	*8	8
3	KATS Lev (UKR)	0	0	*1	2	2	3	*3	4	5	6	*7	8	8	9	*9	9	10	10	11	11
	KALEM Mohamed (ITA)	0	*1	1	1	*2	2	3	3	*3	3	3	3	*4	4	5	6	*6	7	7	8

### Note:

The "Greatest deficit overcome" only applies when the player ends up winning the game.

### Legend:

\* Server

No. Number



## Detailed Team Match Results

チームの試合結果詳細

Spain (ESP) 0 - 2 Great Britain (GBR)

Team Match No.: 2 Table : 2 Umpires : BOGREN Ingrid (SWE) VARAYANON Chusakul (THA)

Match 1			Match	Game 1	Game 2	Game 3	Game 4	Game 5
A/B	PEREZ GONZALEZ J / RUIZ REYES JM	ESP	0	8	8	10		
X/Y	STACEY J / FACEY THOMPSON A	GBR	3	11	11	12		
Duration of Match 1:			22min	6min	6min	8min		

Match 2			Match	Game 1	Game 2	Game 3	Game 4	Game 5
A	PEREZ GONZALEZ Juan	ESP	2	11	6	14	10	6
X	STACEY Joshua	GBR	3	6	11	12	12	11
Duration of Match 2:			46min	5min	5min	19min	8min	6min

Duration of Team Match	1h12min
------------------------	---------

Player Statistics	Spain (ESP)			Team Match	Great Britain (GBR)			Team Match
	Match				Match			
	1	2	3		1	2	3	
Points won	26	47		73	34	52		86
Biggest lead	1	6		6	4	5		5
Points won on own serve	13	29		42	17	32		49
Points lost on own serve	17	20		37	13	18		31
Most consecutive points won	3	5		5	4	4		4
Greatest deficit overcome	-	2		2	1	6		6

Match/Team Match Statistics	Match			Team Match
	1	2	3	
Longest rally (strokes)	8	15		15
Average rally	4	4		4

**Note:**

The "Greatest deficit overcome" only applies when the player/pair ends up winning the game.

**Legend:**

No. Number



## Detailed Team Match Results

チームの試合結果詳細

Spain (ESP) 0 - 2 Great Britain (GBR)

### Match 1:

PEREZ GONZALEZ Juan (ESP) 0-3 STACEY Joshua (GBR)  
RUIZ REYES Jose Manuel (ESP) FACEY THOMPSON Ashley (GBR)

### Match Summary

	Match	Game 1	Game 2	Game 3	Game 4	Game 5
PEREZ GONZALEZ Juan / RUIZ REYES JM	ESP	0	8	8	10	
STACEY Joshua / FACEY THOMPSON A	GBR	3	11	11	12	
	Duration	22min	6min	6min	8min	

Team Match No.: 2 Table : 2 Umpires : BOGREN Ingrid (SWE) VARAYANON Chusakul (THA)

Player Statistics	PEREZ GONZALEZ J / RUIZ REYES JM (ESP)						STACEY J / FACEY THOMPSON A (GBR)					
	Game					Match	Game					Match
	1	2	3	4	5		1	2	3	4	5	
Points won	8	8	10			26	11	11	12			34
Biggest lead	-	-	1			1	3	4	3			4
Points won on own serve	4	5	4			13	5	7	5			17
Points lost on own serve	6	4	7			17	4	3	6			13
Most consecutive points won	2	3	3			3	2	4	4			4
Greatest deficit overcome	-	-	-			-	-	-	1			1
Handedness/Grip	/ - /						/ - /					

Game/Match Statistics	Game					Match
	1	2	3	4	5	
Longest rally (strokes)	8	6	7			8
Average rally	3	3	4			4

### Game Progress

1	PEREZ GONZALEZ J / RUIZ REYES JM (ESP)	*-0	0	0	1	*-1	2	2	3	*-4	4	5	5	*-5	6	6	7	*-7	7	8	8			
	STACEY J / FACEY THOMPSON A (GBR)	0	1	*-2	2	3	*-4	4	4	5	*-5	6	7	7	*-8	8	9	10	*-10	11				
2	PEREZ GONZALEZ J / RUIZ REYES JM (ESP)	0	0	*-0	0	1	2	*-3	3	3	3	*-3	4	5	5	*-6	7	8	8	*-8	8			
	STACEY J / FACEY THOMPSON A (GBR)	*-0	1	2	3	*-3	3	3	4	*-5	6	7	7	*-7	8	8	8	*-8	9	10	11			
3	PEREZ GONZALEZ J / RUIZ REYES JM (ESP)	*-0	1	1	1	*-1	1	2	3	*-4	4	4	5	*-6	6	7	8	*-8	8	9	9	*-10	10	10
	STACEY J / FACEY THOMPSON A (GBR)	0	0	*-1	2	3	4	*-4	4	4	5	*-6	6	6	7	*-7	7	8	9	*-9	10	10	*-11	12

### Note:

The "Greatest deficit overcome" only applies when the pair ends up winning the game.

### Legend:

\*- First player of pair is serving      -\* Second player of pair is serving      No. Number



## Detailed Team Match Results

チームの試合結果詳細

Spain (ESP) 0 - 2 Great Britain (GBR)

Match 2: PEREZ GONZALEZ Juan (ESP) 2-3 STACEY Joshua (GBR)

Match Summary		Match	Game 1	Game 2	Game 3	Game 4	Game 5
PEREZ GONZALEZ Juan	ESP	2	11	6	14	10	6
STACEY Joshua	GBR	3	6	11	12	12	11
Duration		46min	5min	5min	19min	8min	6min

Team Match No.: 2 Table : 2 Umpires : BOGREN Ingrid (SWE) VARAYANON Chusakul (THA)

Player Statistics	PEREZ GONZALEZ Juan (ESP)						STACEY Joshua (GBR)					
	Game					Match	Game					Match
	1	2	3	4	5		1	2	3	4	5	
Points won	11	6	14	10	6	47	6	11	12	12	11	52
Biggest lead	5	-	2	6	1	6	-	5	2	2	5	5
Points won on own serve	6	3	10	6	4	29	4	5	9	7	7	32
Points lost on own serve	2	6	3	5	4	20	5	3	4	4	2	18
Most consecutive points won	4	2	3	5	2	5	2	3	2	4	3	4
Greatest deficit overcome	-	-	2	-	-	2	-	-	-	6	1	6
Handedness/Grip	/						/					

Game/Match Statistics	Game					Match
	1	2	3	4	5	
Longest rally (strokes)	6	13	10	10	15	15
Average rally	4	5	4	4	5	4

### Game Progress

1	PEREZ GONZALEZ Juan (ESP)	0	1	*2	3	4	4	*4	5	6	7	*7	8	8	8	*9	10	10	11					
	STACEY Joshua (GBR)	*0	0	0	0	*0	1	2	2	*2	2	3	3	*4	5	5	5	*6	6					
2	PEREZ GONZALEZ Juan (ESP)	*0	0	0	1	*1	1	1	2	*2	3	4	4	*4	4	5	5	*6	6					
	STACEY Joshua (GBR)	0	1	*2	2	3	4	*5	5	6	6	*6	7	8	9	*9	10	10	11					
3	PEREZ GONZALEZ Juan (ESP)	0	0	*1	2	2	2	*3	3	4	4	*5	5	6	6	*6	7	8	8	*8	9	10	*10	11
	STACEY Joshua (GBR)	*0	1	1	1	*2	3	3	4	*4	5	5	6	*6	7	8	8	*8	9	10	10	*10	11	*11
		*11	12	*13	14																			
		12	*12	12	12																			
4	PEREZ GONZALEZ Juan (ESP)	*0	1	2	3	*4	5	5	6	*7	7	8	8	*8	9	9	9	*9	9	10	10	*10	10	10
	STACEY Joshua (GBR)	0	0	*0	0	0	0	*1	1	1	2	*2	3	4	4	*5	6	7	8	*8	9	10	*11	12
5	PEREZ GONZALEZ Juan (ESP)	0	0	*1	1	2	3	*3	3	4	4	*4	4	5	5	*5	5	6	6					
	STACEY Joshua (GBR)	*0	1	1	2	*2	2	3	4	*4	5	6	7	*7	8	9	10	*10	11					

**Note:**  
The "Greatest deficit overcome" only applies when the player ends up winning the game.

**Legend:**  
\* Server  
No. Number



## Detailed Team Match Results

チームの試合結果詳細

China (CHN) 2 - 0 Indonesia (INA)

Team Match No.: 5 Table : 4 Umpires : GRIAZNOVA Liudmila (RUS) FERREIRA Maria (BRA)

Match 1		Match	Game 1	Game 2	Game 3	Game 4	Game 5
A/B	LIAN H / ZHAO YQ	CHN	3	11	10	11	11
X/Y	JACOBS D / AKBAR K	INA	1	9	12	4	4
Duration of Match 1:			27min	6min	8min	5min	5min

Match 2		Match	Game 1	Game 2	Game 3	Game 4	Game 5
A	LIAN Hao	CHN	3	11	12	11	
X	JACOBS David	INA	0	8	10	5	
Duration of Match 2:			32min	6min	20min	6min	

Duration of Team Match	1h4min
------------------------	--------

Player Statistics	China (CHN)			Team Match	Indonesia (INA)			Team Match
	Match				Match			
	1	2	3		1	2	3	
Points won	43	34		77	29	23		52
Biggest lead	7	6		7	4	3		4
Points won on own serve	23	18		41	16	13		29
Points lost on own serve	13	10		23	20	16		36
Most consecutive points won	7	5		7	5	3		5
Greatest deficit overcome	3	3		3	1	-		1

Match/Team Match Statistics	Match			Team Match
	1	2	3	
Longest rally (strokes)	11	11		11
Average rally	4	5		5

**Note:**

The "Greatest deficit overcome" only applies when the player/pair ends up winning the game.

**Legend:**

No. Number





## Detailed Team Match Results

チームの試合結果詳細

China (CHN) 2 - 0 Indonesia (INA)

### Match 1:

LIAN Hao (CHN) 3-1 JACOBS David (INA)  
ZHAO Yi Qing (CHN) AKBAR Komet (INA)

Match Summary		Match	Game 1	Game 2	Game 3	Game 4	Game 5
LIAN Hao / ZHAO YQ	CHN	3	11	10	11	11	
JACOBS David / AKBAR K	INA	1	9	12	4	4	
	Duration	27min	6min	8min	5min	5min	

Team Match No.: 5 Table : 4 Umpires : GRIAZNOVA Liudmila (RUS) FERREIRA Maria (BRA)

Player Statistics	LIAN H / ZHAO YQ (CHN)						JACOBS D / AKBAR K (INA)					
	Game					Match	Game					Match
	1	2	3	4	5		1	2	3	4	5	
Points won	11	10	11	11		43	9	12	4	4		29
Biggest lead	2	1	7	7		7	3	4	1	1		4
Points won on own serve	7	5	6	5		23	6	6	2	2		16
Points lost on own serve	3	6	2	2		13	4	5	5	6		20
Most consecutive points won	4	3	6	7		7	3	5	2	1		5
Greatest deficit overcome	3	-	1	1		3	-	1	-	-		1
Handedness/Grip	/ - /						/ - /					

Game/Match Statistics	Game					Match
	1	2	3	4	5	
Longest rally (strokes)	8	11	6	7		11
Average rally	5	5	4	4		4

### Game Progress

1	LIAN H / ZHAO YQ (CHN)	-*0	0	1	1	*-1	1	2	3	*-3	4	5	5	*-5	5	6	7	*-7	8	9	10	11		
	JACOBS D / AKBAR K (INA)	0	1	*-1	2	3	4	*-4	4	5	5	*-5	6	7	8	*-8	8	9	9	*-9	9	9		
2	LIAN H / ZHAO YQ (CHN)	0	1	*-1	2	2	2	*-2	2	2	3	*-4	5	5	6	*-7	8	8	8	*-8	9	10	*-10	10
	JACOBS D / AKBAR K (INA)	*-0	0	1	1	*-2	3	4	5	*-6	6	6	6	*-7	7	7	7	*-8	9	10	10	*-10	11	12
3	LIAN H / ZHAO YQ (CHN)	*-0	1	1	1	*-2	3	4	4	*-5	5	6	7	*-8	9	10	11							
	JACOBS D / AKBAR K (INA)	0	0	*-1	2	2	2	*-2	3	3	4	*-4	4	4	4	*-4	4							
4	LIAN H / ZHAO YQ (CHN)	0	0	*-1	1	2	3	*-3	4	4	5	*-6	7	8	9	*-10	11							
	JACOBS D / AKBAR K (INA)	*-0	1	1	2	*-2	2	3	3	*-4	4	4	4	*-4	4	4	4							

### Note:

The "Greatest deficit overcome" only applies when the pair ends up winning the game.

### Legend:

\*- First player of pair is serving      \*- Second player of pair is serving      No. Number



## Detailed Team Match Results

チームの試合結果詳細

China (CHN) 2 - 0 Indonesia (INA)

Match 2:

LIAN Hao (CHN) 3-0 JACOBS David (INA)

Match Summary		Match	Game 1	Game 2	Game 3	Game 4	Game 5
LIAN Hao	CHN	3	11	12	11		
JACOBS David	INA	0	8	10	5		
Duration		32min	6min	20min	6min		

Team Match No.: 5 Table : 4 Umpires : GRIAZNOVA Liudmila (RUS) FERREIRA Maria (BRA)

Player Statistics	LIAN Hao (CHN)						JACOBS David (INA)					
	Game					Match	Game					Match
	1	2	3	4	5		1	2	3	4	5	
Points won	11	12	11			34	8	10	5			23
Biggest lead	4	2	6			6	2	3	-			3
Points won on own serve	5	6	7			18	4	5	4			13
Points lost on own serve	4	5	1			10	6	6	4			16
Most consecutive points won	4	5	3			5	2	3	2			3
Greatest deficit overcome	2	3	-			3	-	-	-			-
Handedness/Grip	/						/					

Game/Match Statistics	Game					Match
	1	2	3	4	5	
Longest rally (strokes)	11	11	11			11
Average rally	5	5	5			5

### Game Progress

1	LIAN Hao (CHN)	0	1	*1	1	2	2	*3	3	3	4	*5	6	6	7	*8	9	10	10	*10	11			
	JACOBS David (INA)	*0	0	1	2	*2	3	3	4	*5	5	5	5	*6	6	6	6	*6	7	8	8			
2	LIAN Hao (CHN)	*0	0	1	1	*2	2	2	3	*3	3	4	5	*6	7	8	8	*8	8	9	9	*10	11	12
	JACOBS David (INA)	0	1	*1	2	2	3	*4	4	5	6	*6	6	6	6	*6	7	8	9	*9	10	10	*10	10
3	LIAN Hao (CHN)	0	1	*1	2	3	3	*4	5	6	6	*7	8	8	8	*9	10	11						
	JACOBS David (INA)	*0	0	1	1	*1	2	2	2	*2	3	3	3	*4	5	5	5	5						

### Note:

The "Greatest deficit overcome" only applies when the player ends up winning the game.

### Legend:

\* Server

No. Number



## Detailed Team Match Results

チームの試合結果詳細

**Nigeria (NGR) 2 - 1 United States of America (USA)**

Team Match No.: 3 Table : 1 Umpires : HIGASHIJIMA Masae (JPN) FUJIMOTO Shigeko (JPN)

Match 1			Match	Game 1	Game 2	Game 3	Game 4	Game 5
A/B	AGUNBIADE T / OLUFEMI A	NGR	3	7	11	11	11	
X/Y	LEIBOVITZ T / SEIDENFELD I	USA	1	11	7	9	4	
Duration of Match 1:			24min	4min	4min	7min	6min	

Match 2			Match	Game 1	Game 2	Game 3	Game 4	Game 5
A	AGUNBIADE Tajudeen	NGR	0	7	5	8		
X	LEIBOVITZ Tahl	USA	3	11	11	11		
Duration of Match 2:			15min	5min	4min	5min		

Match 3			Match	Game 1	Game 2	Game 3	Game 4	Game 5
B	OLUFEMI Alabi	NGR	3	11	11	11		
Y	SEIDENFELD Ian	USA	0	9	8	7		
Duration of Match 3:			16min	4min	5min	5min		

Duration of Team Match	1h2min
------------------------	--------

Player Statistics	Nigeria (NGR)				United States of America (USA)			
	Match			Team Match	Match			Team Match
	1	2	3		1	2	3	
Points won	40	20	33	93	31	33	24	88
Biggest lead	7	1	4	7	4	6	4	6
Points won on own serve	21	14	16	51	17	19	11	47
Points lost on own serve	14	14	13	41	19	6	17	42
Most consecutive points won	6	3	7	7	3	5	5	5
Greatest deficit overcome	1	-	4	4	-	1	-	1

Match/Team Match Statistics	Match			Team Match
	1	2	3	
Longest rally (strokes)	7	26	12	26
Average rally	3	6	3	4

**Note:**

The "Greatest deficit overcome" only applies when the player/pair ends up winning the game.

**Legend:**

No. Number



## Detailed Team Match Results

チームの試合結果詳細

Nigeria (NGR) 2 - 1 United States of America (USA)

### Match 1:

AGUNBIADE Tajudeen / OLUFEMI Alabi (NGR) 3-1 LEIBOVITZ Tahl / SEIDENFELD Ian (USA)

#### Match Summary

	Match	Game 1	Game 2	Game 3	Game 4	Game 5
AGUNBIADE Tajudeen / OLUFEMI A	NGR	3	7	11	11	11
LEIBOVITZ Tahl / SEIDENFELD I	USA	1	11	7	9	4
	Duration	24min	4min	4min	7min	6min

Team Match No.: 3 Table : 1 Umpires : HIGASHIJIMA Masae (JPN) FUJIMOTO Shigeko (JPN)

Player Statistics	AGUNBIADE T / OLUFEMI A (NGR)						LEIBOVITZ T / SEIDENFELD I (USA)					
	Game					Match	Game					Match
	1	2	3	4	5		1	2	3	4	5	
Points won	7	11	11	11		40	11	7	9	4		31
Biggest lead	-	4	3	7		7	4	-	1	1		4
Points won on own serve	4	5	6	6		21	5	4	5	3		17
Points lost on own serve	6	3	4	1		14	3	6	5	5		19
Most consecutive points won	2	3	4	6		6	3	3	3	1		3
Greatest deficit overcome	-	-	1	1		1	-	-	-	-		-
Handedness/Grip	/ - /						/ - /					

Game/Match Statistics	Game					Match
	1	2	3	4	5	
Longest rally (strokes)	7	5	7	7		7
Average rally	3	3	4	4		3

#### Game Progress

1	AGUNBIADE T / OLUFEMI A (NGR)	*-0	0	0	0	*-1	1	2	3	*-3	4	4	4	*-4	5	6	6	*-7	7	7		
	LEIBOVITZ T / SEIDENFELD I (USA)	0	1	*-2	3	3	4	*-4	4	5	5	*-6	7	8	8	*-8	9	9	10	11		
2	AGUNBIADE T / OLUFEMI A (NGR)	0	1	*-2	3	3	4	*-4	5	6	6	*-6	6	7	8	*-8	8	9	10	11		
	LEIBOVITZ T / SEIDENFELD I (USA)	*-0	0	0	0	*-1	1	2	2	*-2	3	4	5	*-5	5	6	7	*-7	7	7		
3	AGUNBIADE T / OLUFEMI A (NGR)	*-0	1	2	3	*-3	3	4	4	*-4	4	5	6	*-7	8	8	8	*-9	9	10	10	11
	LEIBOVITZ T / SEIDENFELD I (USA)	0	0	*-0	0	1	2	*-2	3	4	5	*-5	5	5	5	*-6	7	7	8	*-8	9	9
4	AGUNBIADE T / OLUFEMI A (NGR)	0	0	*-1	2	3	3	*-4	4	5	5	*-6	7	8	9	*-10	11					
	LEIBOVITZ T / SEIDENFELD I (USA)	*-0	1	1	1	*-1	2	2	3	*-3	4	4	4	*-4	4	4	4					

#### Note:

The "Greatest deficit overcome" only applies when the pair ends up winning the game.

#### Legend:

\*- First player of pair is serving      \*- Second player of pair is serving      No. Number



## Detailed Team Match Results

チームの試合結果詳細

**Nigeria (NGR) 2 - 1 United States of America (USA)**

**Match 2: AGUNBIADE Tajudeen (NGR) 0-3 LEIBOVITZ Tahl (USA)**

Match Summary		Match	Game 1	Game 2	Game 3	Game 4	Game 5
AGUNBIADE Tajudeen	NGR	0	7	5	8		
LEIBOVITZ Tahl	USA	3	11	11	11		
Duration		15min	5min	4min	5min		

Team Match No.: 3 Table : 1 Umpires : HIGASHIJIMA Masae (JPN) FUJIMOTO Shigeko (JPN)

Player Statistics	AGUNBIADE Tajudeen (NGR)					Match	LEIBOVITZ Tahl (USA)					Match
	Game						Game					
	1	2	3	4	5		1	2	3	4	5	
Points won	7	5	8			20	11	11	11			33
Biggest lead	1	1	-			1	4	6	3			6
Points won on own serve	6	3	5			14	7	6	6			19
Points lost on own serve	4	5	5			14	1	2	3			6
Most consecutive points won	3	2	2			3	4	5	2			5
Greatest deficit overcome	-	-	-			-	1	1	-			1
Handedness/Grip						/						/

Game/Match Statistics	Game					Match
	1	2	3	4	5	
Longest rally (strokes)	26	11	18			26
Average rally	6	5	6			6

### Game Progress

1	AGUNBIADE Tajudeen (NGR)	*0	1	1	1	*1	1	2	2	*2	3	4	4	*5	6	7	7	*7	7	7	
	LEIBOVITZ Tahl (USA)	0	0	*1	2	3	4	*4	5	6	6	*6	7	7	7	*7	8	9	10	11	
2	AGUNBIADE Tajudeen (NGR)	0	0	*1	2	2	2	*3	4	4	4	*4	5	5	5	*5	5	5	5	5	
	LEIBOVITZ Tahl (USA)	*0	1	1	1	*2	3	3	3	*4	5	6	6	*7	8	9	10	11			
3	AGUNBIADE Tajudeen (NGR)	*0	0	0	1	*1	1	2	3	*3	4	5	5	*5	6	6	7	*7	7	8	8
	LEIBOVITZ Tahl (USA)	0	1	*2	2	3	4	*4	4	5	5	*5	6	7	7	*8	8	9	10	*10	11

### Note:

The "Greatest deficit overcome" only applies when the player ends up winning the game.

### Legend:

\* Server No. Number



## Detailed Team Match Results

チームの試合結果詳細

Nigeria (NGR) 2 - 1 United States of America (USA)

Match 3: OLUFEMI Alabi (NGR) 3-0 SEIDENFELD Ian (USA)

Match Summary		Match	Game 1	Game 2	Game 3	Game 4	Game 5
OLUFEMI Alabi	NGR	3	11	11	11		
SEIDENFELD Ian	USA	0	9	8	7		
Duration		16min	4min	5min	5min		

Team Match No.: 3 Table : 1 Umpires : HIGASHIJIMA Masae (JPN) FUJIMOTO Shigeko (JPN)

Player Statistics	OLUFEMI Alabi (NGR)						SEIDENFELD Ian (USA)					
	Game					Match	Game					Match
	1	2	3	4	5		1	2	3	4	5	
Points won	11	11	11			33	9	8	7			24
Biggest lead	2	3	4			4	3	4	-			4
Points won on own serve	4	5	7			16	3	4	4			11
Points lost on own serve	6	4	3			13	7	6	4			17
Most consecutive points won	4	7	4			7	2	5	2			5
Greatest deficit overcome	3	4	-			4	-	-	-			-
Handedness/Grip	/						/					

Game/Match Statistics	Game					Match
	1	2	3	4	5	
Longest rally (strokes)	12	7	5			12
Average rally	4	4	3			3

### Game Progress

1	OLUFEMI Alabi (NGR)	*0	0	0	1	*1	2	2	2	*3	4	4	5	*6	7	8	8	*9	9	9	10	11
	SEIDENFELD Ian (USA)	0	1	*2	2	3	3	*4	5	5	5	*6	6	6	6	*6	7	7	8	*9	9	9
2	OLUFEMI Alabi (NGR)	0	1	*1	2	2	2	*2	2	2	3	*4	5	6	7	*8	9	9	9	*10	11	
	SEIDENFELD Ian (USA)	*0	0	1	1	*2	3	4	5	*6	6	6	6	*6	6	6	6	*7	8	8	8	8
3	OLUFEMI Alabi (NGR)	*0	1	2	3	*3	4	4	5	*5	5	6	6	*6	7	7	8	*9	10	11		
	SEIDENFELD Ian (USA)	0	0	*0	0	1	1	*2	2	3	4	*4	5	6	6	*7	7	7	7	7	7	7

### Note:

The "Greatest deficit overcome" only applies when the player ends up winning the game.

### Legend:

\* Server

No. Number



## Detailed Team Match Results

チームの試合結果詳細

Brazil (BRA) 0 - 2 Australia (AUS)

Team Match No.: 4 Table : 3 Umpires : KONNO Kazuko (JPN) GULLBERG Jens (DEN)

Match 1			Match	Game 1	Game 2	Game 3	Game 4	Game 5
A/B	CARBINATTI JUNIOR / GUARNIERI MANARA L	BRA	0	4	6	5		
X/Y	MA L / COUGHLAN J	AUS	3	11	11	11		
Duration of Match 1:			18min	4min	5min	6min		

Match 2			Match	Game 1	Game 2	Game 3	Game 4	Game 5
A	CARBINATTI JUNIOR Carlos Alberto	BRA	0	3	5	2		
X	MA Lin	AUS	3	11	11	11		
Duration of Match 2:			13min	3min	4min	4min		

Duration of Team Match		34min
------------------------	--	-------

Player Statistics	Brazil (BRA)			Team Match	Australia (AUS)			Team Match
	Match				Match			
	1	2	3		1	2	3	
Points won	15	10		25	33	33		66
Biggest lead	2	-		2	7	9		9
Points won on own serve	8	6		14	15	19		34
Points lost on own serve	17	14		31	8	4		12
Most consecutive points won	2	1		2	6	8		8
Greatest deficit overcome	-	-		-	2	-		2

Match/Team Match Statistics	Match			Team Match
	1	2	3	
Longest rally (strokes)	7	8		8
Average rally	3	3		3

**Note:**

The "Greatest deficit overcome" only applies when the player/pair ends up winning the game.

**Legend:**

No. Number



## Detailed Team Match Results

チームの試合結果詳細

Brazil (BRA) 0 - 2 Australia (AUS)

### Match 1:

CARBINATTI JUNIOR Carlos Alberto (BRA) 0-3 MA Lin  
GUARNIERI MANARA Luiz Filipe (BRA) COUGHLAN Joel (AUS)

### Match Summary

	Match	Game 1	Game 2	Game 3	Game 4	Game 5
CARBINATTI JUNIOR Carlos Alberto / GUARNIERI MANARA L	BRA	0	4	6	5	
MA Lin / COUGHLAN J	AUS	3	11	11	11	
	Duration	18min	4min	5min	6min	

Team Match No.: 4 Table : 3 Umpires : KONNO Kazuko (JPN) GULLBERG Jens (DEN)

Player Statistics	CARBINATTI JUNIOR / GUARNIERI MANARA L (BRA)						MA L / COUGHLAN J (AUS)					
	Game					Match	Game					Match
	1	2	3	4	5		1	2	3	4	5	
Points won	4	6	5			15	11	11	11			33
Biggest lead	-	-	2			2	7	5	6			7
Points won on own serve	3	3	2			8	7	5	3			15
Points lost on own serve	4	6	7			17	1	3	4			8
Most consecutive points won	2	2	2			2	6	5	4			6
Greatest deficit overcome	-	-	-			-	-	-	2			2
Handedness/Grip	/ - /						/ - /					

Game/Match Statistics	Game					Match
	1	2	3	4	5	
Longest rally (strokes)	7	6	7			7
Average rally	3	3	3			3

### Game Progress

1	CARBINATTI JUNIOR / GUARNIERI MANARA L (BRA)	0	0	*0	1	2	2	*2	2	2	2	*2	3	3	3	*4	4		
	MA L / COUGHLAN J (AUS)	*0	1	2	2	*2	3	4	5	*6	7	8	8	*9	10	10	11		
2	CARBINATTI JUNIOR / GUARNIERI MANARA L (BRA)	*0	0	0	1	*1	2	2	3	*3	4	5	5	*6	6	6	6	*6	6
	MA L / COUGHLAN J (AUS)	0	1	*2	2	3	3	*4	4	5	5	*5	6	6	7	*8	9	10	11
3	CARBINATTI JUNIOR / GUARNIERI MANARA L (BRA)	0	1	*2	2	2	3	*2	2	3	3	*4	4	5	5	*5	5	5	
	MA L / COUGHLAN J (AUS)	*0	0	0	1	*2	2	4	5	*5	6	6	7	*7	8	9	10	11	

### Note:

The "Greatest deficit overcome" only applies when the pair ends up winning the game.

### Legend:

\*- First player of pair is serving      \*- Second player of pair is serving      No. Number





## Detailed Team Match Results

チームの試合結果詳細

Brazil (BRA) 0 - 2 Australia (AUS)

Match 2: CARBINATTI JUNIOR Carlos Alberto (BRA) 0-3 MA Lin (AUS)

Match Summary		Match	Game 1	Game 2	Game 3	Game 4	Game 5
CARBINATTI JUNIOR Carlos Alberto	BRA	0	3	5	2		
MA Lin	AUS	3	11	11	11		
Duration		13min	3min	4min	4min		

Team Match No.: 4 Table : 3 Umpires : KONNO Kazuko (JPN) GULLBERG Jens (DEN)

Player Statistics	CARBINATTI JUNIOR (BRA)						MA Lin (AUS)					
	Game					Match	Game					Match
	1	2	3	4	5		1	2	3	4	5	
Points won	3	5	2			10	11	11	11			33
Biggest lead	-	-	-			-	8	6	9			9
Points won on own serve	2	3	1			6	7	6	6			19
Points lost on own serve	4	5	5			14	1	2	1			4
Most consecutive points won	1	1	1			1	7	4	8			8
Greatest deficit overcome	-	-	-			-	-	-	-			-
Handedness/Grip	/						/					

Game/Match Statistics	Game					Match
	1	2	3	4	5	
Longest rally (strokes)	5	7	8			8
Average rally	3	3	2			3

### Game Progress

1	CARBINATTI JUNIOR Carlos Alberto (BRA)	0	0	*1	1	2	2	*2	2	2	*2	2	3	3	3			
	MA Lin (AUS)	*0	1	1	2	*2	3	4	5	*6	7	8	9	*9	10	11		
2	CARBINATTI JUNIOR Carlos Alberto (BRA)	*0	0	1	1	*2	2	3	3	*3	3	3	4	*4	5	5	5	
	MA Lin (AUS)	0	1	*1	2	2	3	*3	4	5	6	*7	7	8	8	*9	10	11
3	CARBINATTI JUNIOR Carlos Alberto (BRA)	0	0	*0	1	1	2	*2	2	2	*2	2	2	2	2			
	MA Lin (AUS)	*0	1	2	2	*3	3	4	5	*6	7	8	9	*10	11			

### Note:

The "Greatest deficit overcome" only applies when the player ends up winning the game.

### Legend:

\* Server

No. Number



## Detailed Team Match Results

チームの試合結果詳細

Ukraine (UKR) 2 - 1 Poland (POL)

Team Match No.: 6 Table : 1 Umpires : PICHARDO Luz (DOM) NG Tsz Kin (HKG)

Match 1			Match	Game 1	Game 2	Game 3	Game 4	Game 5
A/B	MAI I / KATS L	UKR	3	11	11	11		
X/Y	CHOJNOWSKI P / GRUDZIEN P	POL	0	6	4	6		
Duration of Match 1:			19min	6min	5min	6min		

Match 2			Match	Game 1	Game 2	Game 3	Game 4	Game 5
A	MAI Ivan	UKR	0	7	3	5		
X	CHOJNOWSKI Patryk	POL	3	11	11	11		
Duration of Match 2:			16min	6min	5min	5min		

Match 3			Match	Game 1	Game 2	Game 3	Game 4	Game 5
B	KATS Lev	UKR	3	12	11	11	11	
Y	GRUDZIEN Piotr	POL	1	14	9	7	2	
Duration of Match 3:			27min	9min	6min	6min	4min	

Duration of Team Match	1h7min
------------------------	--------

Player Statistics	Ukraine (UKR)				Poland (POL)			
	Match			Team Match	Match			Team Match
	1	2	3		1	2	3	
Points won	33	15	45	93	16	33	32	81
Biggest lead	7	-	9	9	-	9	6	9
Points won on own serve	16	10	23	49	7	19	16	42
Points lost on own serve	9	14	16	39	17	5	22	44
Most consecutive points won	6	4	6	6	3	8	6	8
Greatest deficit overcome	-	-	-	-	-	-	1	1

Match/Team Match Statistics	Match			Team Match
	1	2	3	
Longest rally (strokes)	10	12	13	13
Average rally	4	5	4	4

### Note:

The "Greatest deficit overcome" only applies when the player/pair ends up winning the game.

### Legend:

No. Number



## Detailed Team Match Results

チームの試合結果詳細

Ukraine (UKR) 2 - 1 Poland (POL)

### Match 1:

MAI Ivan / KATS Lev (UKR) 3-0 CHOJNOWSKI Patryk / GRUDZIEN Piotr (POL)

Match Summary		Match	Game 1	Game 2	Game 3	Game 4	Game 5
MAI Ivan / KATS L	UKR	3	11	11	11		
CHOJNOWSKI Patryk / GRUDZIEN P	POL	0	6	4	6		
	Duration	19min	6min	5min	6min		

Team Match No.: 6 Table : 1 Umpires : PICHARDO Luz (DOM) NG Tsz Kin (HKG)

Player Statistics	MAI I / KATS L (UKR)						CHOJNOWSKI P / GRUDZIEN P (POL)					
	Game					Match	Game					Match
	1	2	3	4	5		1	2	3	4	5	
Points won	11	11	11			33	6	4	6			16
Biggest lead	6	7	6			7	-	-	-			-
Points won on own serve	5	4	7			16	2	1	4			7
Points lost on own serve	4	3	2			9	6	7	4			17
Most consecutive points won	6	4	4			6	3	1	2			3
Greatest deficit overcome	-	-	-			-	-	-	-			-
Handedness/Grip	/ - /						/ - /					

Game/Match Statistics	Game					Match
	1	2	3	4	5	
Longest rally (strokes)	10	7	7			10
Average rally	4	4	4			4

### Game Progress

1	MAI I / KATS L (UKR)	-*0	1	1	2	*-3	4	5	6	7	7	7	*-8	8	9	10	*-10	11	
	CHOJNOWSKI P / GRUDZIEN P (POL)	0	0	*-1	1	1	1	*-1	1	1	2	*-3	4	4	5	*-5	5	6	6
2	MAI I / KATS L (UKR)	0	1	*-2	2	3	3	*-4	5	5	6	*-7	7	8	9	*-10	11		
	CHOJNOWSKI P / GRUDZIEN P (POL)	*-0	0	0	1	*-1	2	2	2	*-3	3	3	4	*-4	4	4	4		
3	MAI I / KATS L (UKR)	-*0	1	2	3	*-4	4	5	6	*-6	7	7	8	*-8	9	10	10	*-10	11
	CHOJNOWSKI P / GRUDZIEN P (POL)	0	0	*-0	0	0	1	*-1	1	2	2	*-3	3	4	4	*-4	5	6	6

### Note:

The "Greatest deficit overcome" only applies when the pair ends up winning the game.

### Legend:

\*- First player of pair is serving      \*- Second player of pair is serving      No. Number



## Detailed Team Match Results

チームの試合結果詳細

Ukraine (UKR) 2 - 1 Poland (POL)

Match 2: MAI Ivan (UKR) 0-3 CHOJNOWSKI Patryk (POL)

Match Summary		Match	Game 1	Game 2	Game 3	Game 4	Game 5
MAI Ivan	UKR	0	7	3	5		
CHOJNOWSKI Patryk	POL	3	11	11	11		
Duration		16min	6min	5min	5min		

Team Match No.: 6 Table : 1 Umpires : PICHARDO Luz (DOM) NG Tsz Kin (HKG)

Player Statistics	MAI Ivan (UKR)						CHOJNOWSKI Patryk (POL)					
	Game					Match	Game					Match
	1	2	3	4	5		1	2	3	4	5	
Points won	7	3	5			15	11	11	11			33
Biggest lead	-	-	-			-	5	9	6			9
Points won on own serve	5	2	3			10	8	5	6			19
Points lost on own serve	3	6	5			14	2	1	2			5
Most consecutive points won	4	2	3			4	4	8	6			8
Greatest deficit overcome	-	-	-			-	-	-	-			-
Handedness/Grip	/						/					

Game/Match Statistics	Game					Match
	1	2	3	4	5	
Longest rally (strokes)	8	11	12			12
Average rally	4	5	5			5

### Game Progress

1	MAI Ivan (UKR)	0	0	*0	1	1	1	*1	1	2	2	*3	4	5	6	*6	6	7	7	7
	CHOJNOWSKI Patryk (POL)	*0	1	2	2	*3	4	5	6	*6	7	7	7	*7	7	8	9	*9	10	11
2	MAI Ivan (UKR)	*0	0	0	0	*0	0	0	0	*0	1	1	1	*2	3	3				
	CHOJNOWSKI Patryk (POL)	0	1	*2	3	4	5	*6	7	8	8	*9	10	10	10	11				
3	MAI Ivan (UKR)	0	0	*0	0	0	0	*0	1	2	3	*3	4	4	5	*5	5	5		
	CHOJNOWSKI Patryk (POL)	*0	1	2	3	*4	5	6	6	*6	6	7	7	*8	8	9	10	11		

### Note:

The "Greatest deficit overcome" only applies when the player ends up winning the game.

### Legend:

\* Server

No. Number



## Detailed Team Match Results

チームの試合結果詳細

Ukraine (UKR) 2 - 1 Poland (POL)

Match 3:

KATS Lev (UKR) 3-1 GRUDZIEN Piotr (POL)

Match Summary		Match	Game 1	Game 2	Game 3	Game 4	Game 5
KATS Lev	UKR	3	12	11	11	11	
GRUDZIEN Piotr	POL	1	14	9	7	2	
Duration		27min	9min	6min	6min	4min	

Team Match No.: 6 Table : 1 Umpires : PICHARDO Luz (DOM) NG Tsz Kin (HKG)

Player Statistics	KATS Lev (UKR)						GRUDZIEN Piotr (POL)					
	Game					Match	Game					Match
	1	2	3	4	5		1	2	3	4	5	
Points won	12	11	11	11		45	14	9	7	2		32
Biggest lead	1	6	4	9		9	6	-	-	-		6
Points won on own serve	8	4	6	5		23	9	3	3	1		16
Points lost on own serve	5	6	4	1		16	4	7	5	6		22
Most consecutive points won	5	6	3	5		6	6	4	2	1		6
Greatest deficit overcome	-	-	-	-		-	1	-	-	-		1
Handedness/Grip	/						/					

Game/Match Statistics	Game					Match
	1	2	3	4	5	
Longest rally (strokes)	13	7	12	8		13
Average rally	4	4	5	4		4

### Game Progress

1	KATS Lev (UKR)	*0	1	1	1	*1	2	3	3	*3	3	3	3	*3	4	5	6	*7	8	8	9	*10	11	*11
	GRUDZIEN Piotr (POL)	0	0	*1	2	3	3	*3	4	5	6	*7	8	9	9	*9	9	9	9	*10	10	10	*10	11
		12	*12	12	12																			
		*11	12	*13	14																			
2	KATS Lev (UKR)	0	1	*2	3	4	5	*6	6	6	6	*7	7	8	8	*8	8	8	9	*10	10	11		
	GRUDZIEN Piotr (POL)	*0	0	0	0	*0	0	0	1	*2	3	3	4	*4	5	6	7	*8	8	8	9	9		9
3	KATS Lev (UKR)	*0	1	2	2	*3	4	5	5	*6	6	6	7	*8	8	8	9	*9	10	11				
	GRUDZIEN Piotr (POL)	0	0	*0	1	1	1	*1	2	2	3	*4	4	4	5	*6	6	7	7	7				
4	KATS Lev (UKR)	0	1	*2	2	3	4	*5	6	7	7	*8	9	10	11									
	GRUDZIEN Piotr (POL)	*0	0	0	1	*1	1	1	1	*1	2	2	2	*2	2									

### Note:

The "Greatest deficit overcome" only applies when the player ends up winning the game.

### Legend:

\* Server

No. Number



## Detailed Team Match Results

チームの試合結果詳細

Great Britain (GBR) **0 - 2** People's Republic of China (CHN)

Team Match No.: 7 Table : 2 Umpires : CHOI Chang Seong (KOR) FOUCHARD Frederic (FRA)

Match 1			Match	Game 1	Game 2	Game 3	Game 4	Game 5
A/B	FACEY THOMPSON A / STACEY J	GBR	2	16	3	11	3	5
X/Y	LIAN H / ZHAO YQ	CHN	3	14	11	6	11	11
Duration of Match 1:			34min	11min	4min	6min	4min	5min

Match 2			Match	Game 1	Game 2	Game 3	Game 4	Game 5
A	FACEY THOMPSON Ashley	GBR	1	8	11	6	5	
X	LIAN Hao	CHN	3	11	9	11	11	
Duration of Match 2:			22min	5min	6min	5min	5min	

Duration of Team Match			59min
------------------------	--	--	-------

Player Statistics	Great Britain (GBR)			Team Match	People's Republic of China (CHN)			Team Match
	Match				Match			
	1	2	3		1	2	3	
Points won	38	30		68	53	42		95
Biggest lead	5	3		5	8	7		8
Points won on own serve	16	18		34	22	23		45
Points lost on own serve	31	19		50	22	12		34
Most consecutive points won	6	4		6	8	6		8
Greatest deficit overcome	2	-		2	1	1		1

Match/Team Match Statistics	Match			Team Match
	1	2	3	
Longest rally (strokes)	9	11		11
Average rally	4	4		4

**Note:**

The "Greatest deficit overcome" only applies when the player/pair ends up winning the game.

**Legend:**

No. Number



## Detailed Team Match Results

チームの試合結果詳細

Great Britain (GBR) **0 - 2** People's Republic of China (CHN)

### Match 1:

FACEY THOMPSON Ashley (GBR) **2-3** LIAN Hao  
STACEY Joshua (GBR) ZHAO Yi Qing (CHN)

Match Summary		Match	Game 1	Game 2	Game 3	Game 4	Game 5
FACEY THOMPSON Ashley / STACEY J	GBR	2	16	3	11	3	5
LIAN Hao / ZHAO YQ	CHN	3	14	11	6	11	11
Duration		34min	11min	4min	6min	4min	5min

Team Match No.: 7 Table : 2 Umpires : CHOI Chang Seong (KOR) FOUCHARD Frederic (FRA)

Player Statistics	FACEY THOMPSON A / STACEY J (GBR)						LIAN H / ZHAO YQ (CHN)					
	Game					Match	Game					Match
	1	2	3	4	5		1	2	3	4	5	
Points won	16	3	11	3	5	38	14	11	6	11	11	53
Biggest lead	3	-	5	-	1	5	2	8	1	8	7	8
Points won on own serve	5	2	4	2	3	16	4	5	2	5	6	22
Points lost on own serve	10	6	4	6	5	31	11	1	7	1	2	22
Most consecutive points won	5	1	6	1	3	6	4	5	3	8	8	8
Greatest deficit overcome	2	-	1	-	-	2	-	-	-	-	1	1
Handedness/Grip	/ - /						/ - /					

Game/Match Statistics	Game					Match
	1	2	3	4	5	
Longest rally (strokes)	7	8	9	6	6	9
Average rally	4	3	4	3	3	4

### Game Progress

1	FACEY THOMPSON A / STACEY J (GBR)	0	1	*-1	1	1	2	*-2	3	4	5	*-6	7	7	7	*-7	7	8	9	*-10	10	10	*-11	11
	LIAN H / ZHAO YQ (CHN)	*-0	0	1	2	*-3	3	4	4	*-4	4	4	4	*-5	6	7	8	*-8	8	8	9	*-10	10	*-11
		*-12	12	*-13	13	*-14	14	*-15	16															
		11	*-12	12	*-13	13	*-14	14	14															
2	FACEY THOMPSON A / STACEY J (GBR)	*-0	0	1	1	*-2	2	2	2	*-2	3	3	3	*-3	3	3								
	LIAN H / ZHAO YQ (CHN)	0	1	*-1	2	2	3	*-4	5	6	6	*-7	8	9	10	11								
3	FACEY THOMPSON A / STACEY J (GBR)	0	1	*-2	2	3	3	*-4	4	4	4	*-5	5	6	7	*-8	9	10	11					
	LIAN H / ZHAO YQ (CHN)	*-0	0	0	1	*-1	2	2	3	*-4	5	5	6	*-6	6	6	6	*-6	6					
4	FACEY THOMPSON A / STACEY J (GBR)	*-0	0	1	1	*-2	2	3	3	*-3	3	3	3	*-3	3	3								
	LIAN H / ZHAO YQ (CHN)	0	1	*-1	2	2	3	*-3	4	5	6	*-7	8	9	10	11								
5	FACEY THOMPSON A / STACEY J (GBR)	0	1	*-1	1	1	1	*-1	1	1	1	*-2	3	4	4	*-4	5	5						
	LIAN H / ZHAO YQ (CHN)	*-0	0	1	2	*-3	4	5	6	*-7	8	8	8	*-8	9	10	10	11						

### Note:

The "Greatest deficit overcome" only applies when the pair ends up winning the game.

### Legend:

\*- First player of pair is serving      \*- Second player of pair is serving      No. Number



## Detailed Team Match Results

チームの試合結果詳細

Great Britain (GBR) **0 - 2** People's Republic of China (CHN)

Match 2: FACEY THOMPSON Ashley (GBR) **1-3** LIAN Hao (CHN)

Match Summary		Match	Game 1	Game 2	Game 3	Game 4	Game 5
FACEY THOMPSON Ashley	GBR	1	8	11	6	5	
LIAN Hao	CHN	3	11	9	11	11	
Duration		22min	5min	6min	5min	5min	

Team Match No.: 7 Table : 2 Umpires : CHOI Chang Seong (KOR) FOUCHARD Frederic (FRA)

Player Statistics	FACEY THOMPSON Ashley (GBR)						LIAN Hao (CHN)					
	Game					Match	Game					Match
	1	2	3	4	5		1	2	3	4	5	
Points won	8	11	6	5		30	11	9	11	11		42
Biggest lead	1	3	1	-		3	5	-	5	7		7
Points won on own serve	5	6	3	4		18	6	5	5	7		23
Points lost on own serve	5	4	6	4		19	3	5	3	1		12
Most consecutive points won	2	3	4	2		4	6	3	6	4		6
Greatest deficit overcome	-	-	-	-		-	1	-	1	-		1
Handedness/Grip	/						/					

Game/Match Statistics	Game					Match
	1	2	3	4	5	
Longest rally (strokes)	8	11	7	10		11
Average rally	4	4	4	4		4

### Game Progress

1	FACEY THOMPSON Ashley (GBR)	*0	0	1	2	*2	2	2	2	*2	2	3	4	*4	5	6	6	*7	7	8	8	
	LIAN Hao (CHN)	0	1	*1	1	2	3	*4	5	6	7	*7	7	8	8	*8	9	9	10	*10	11	
2	FACEY THOMPSON Ashley (GBR)	0	1	*2	3	3	3	*3	4	4	5	*6	6	7	7	*8	9	9	9	*9	10	11
	LIAN Hao (CHN)	*0	0	0	0	*1	2	3	3	*4	4	4	5	*5	6	6	6	*7	8	9	9	9
3	FACEY THOMPSON Ashley (GBR)	*0	0	0	0	*1	1	2	2	*3	4	5	6	*6	6	6	6	*6	6	6	6	
	LIAN Hao (CHN)	0	1	*2	3	3	4	*4	5	5	5	*5	5	6	7	*8	9	10	11			
4	FACEY THOMPSON Ashley (GBR)	0	0	*0	1	1	1	*1	2	2	2	*2	2	3	4	*4	5	5	5	5	5	
	LIAN Hao (CHN)	*0	1	2	2	*3	4	5	5	*6	7	8	9	*9	9	10	10	10	11			

**Note:**  
The "Greatest deficit overcome" only applies when the player ends up winning the game.

**Legend:**  
\* Server  
No. Number





## Detailed Team Match Results

チームの試合結果詳細

**Nigeria (NGR) 2 - 0 Montenegro (MNE)**

Team Match No.: 8 Table : 3 Umpires : IOKI Setsuko (JPN) KAMIYA Akiko (JPN)

Match 1			Match	Game 1	Game 2	Game 3	Game 4	Game 5
A/B	AGUNBIADE T / OLUFEMI A	NGR	3	8	11	1	11	11
X/Y	BAKIC L / RADOVIC F	MNE	2	11	6	11	8	8
Duration of Match 1:			26min	6min	4min	3min	5min	7min

Match 2			Match	Game 1	Game 2	Game 3	Game 4	Game 5
A	AGUNBIADE Tajudeen	NGR	3	11	11	11		
X	BAKIC Luka	MNE	0	6	8	6		
Duration of Match 2:			16min	4min	5min	5min		

Duration of Team Match	45min
------------------------	-------

Player Statistics	Nigeria (NGR)			Team Match	Montenegro (MNE)			Team Match
	Match				Match			
	1	2	3		1	2	3	
Points won	42	33		75	44	20		64
Biggest lead	6	6		6	10	2		10
Points won on own serve	21	16		37	21	10		31
Points lost on own serve	23	10		33	21	17		38
Most consecutive points won	7	6		7	6	3		6
Greatest deficit overcome	2	2		2	2	-		2

Match/Team Match Statistics	Match			Team Match
	1	2	3	
Longest rally (strokes)	11	13		13
Average rally	4	5		4

**Note:**  
The "Greatest deficit overcome" only applies when the player/pair ends up winning the game.

**Legend:**  
No. Number



## Detailed Team Match Results

チームの試合結果詳細

Nigeria (NGR) 2 - 0 Montenegro (MNE)

### Match 1:

AGUNBIADE Tajudeen / OLUFEMI Alabi (NGR) 3-2 BAKIC Luka / RADOVIC Filip (MNE)

Match Summary		Match	Game 1	Game 2	Game 3	Game 4	Game 5
AGUNBIADE Tajudeen / OLUFEMI A	NGR	3	8	11	1	11	11
BAKIC Luka / RADOVIC F	MNE	2	11	6	11	8	8
	Duration	26min	6min	4min	3min	5min	7min

Team Match No.: 8 Table : 3 Umpires : IOKI Setsuko (JPN) KAMIYA Akiko (JPN)

Player Statistics	AGUNBIADE T / OLUFEMI A (NGR)						BAKIC L / RADOVIC F (MNE)					
	Game					Match	Game					Match
	1	2	3	4	5		1	2	3	4	5	
Points won	8	11	1	11	11	42	11	6	11	8	8	44
Biggest lead	2	5	-	6	5	6	3	1	10	-	2	10
Points won on own serve	5	6	1	4	5	21	6	3	6	3	3	21
Points lost on own serve	5	3	5	5	5	23	3	5	0	7	6	21
Most consecutive points won	3	5	1	4	7	7	4	2	6	4	4	6
Greatest deficit overcome	-	1	-	-	2	2	2	-	-	-	-	2
Handedness/Grip	/ - /						/ - /					

Game/Match Statistics	Game					Match
	1	2	3	4	5	
Longest rally (strokes)	11	6	8	9	7	11
Average rally	4	3	4	4	4	4

### Game Progress

1	AGUNBIADE T / OLUFEMI A (NGR)	-*0	0	0	1	*-1	2	3	4	*-4	5	6	6	*-6	6	6	7	*-7	8	8	8
	BAKIC L / RADOVIC F (MNE)	0	1	*-2	2	3	*-3	3	4	4	*-4	5	6	7	*-8	8	9	9	*-10	11	
2	AGUNBIADE T / OLUFEMI A (NGR)	0	1	*-1	1	2	2	*-3	3	4	5	*-5	6	6	7	*-8	9	10	11		
	BAKIC L / RADOVIC F (MNE)	*-0	0	1	2	*-2	3	3	4	4	*-4	5	5	*-6	6	6	6	*-6	6		
3	AGUNBIADE T / OLUFEMI A (NGR)	*-0	0	0	0	*-0	0	1	1	*-1	1	1	1	1	1	1	1	1	1		
	BAKIC L / RADOVIC F (MNE)	0	1	*-2	3	4	5	*-5	6	7	8	*-9	10	11							
4	AGUNBIADE T / OLUFEMI A (NGR)	0	1	*-2	3	4	4	*-5	6	6	7	*-8	8	8	9	*-9	9	9	9	*-10	11
	BAKIC L / RADOVIC F (MNE)	*-0	0	0	0	*-0	1	1	1	*-2	2	2	3	*-4	4	5	6	*-7	8	8	8
5	AGUNBIADE T / OLUFEMI A (NGR)	*-0	1	1	2	*-2	2	2	3	*-4	5	6	7	*-8	9	9	9	*-9	9	10	11
	BAKIC L / RADOVIC F (MNE)	0	0	*-1	1	2	3	*-4	4	4	4	*-4	4	4	4	*-5	6	7	8	*-8	8

### Note:

The "Greatest deficit overcome" only applies when the pair ends up winning the game.

### Legend:

\*- First player of pair is serving      \*- Second player of pair is serving      No. Number



## Detailed Team Match Results

チームの試合結果詳細

Nigeria (NGR) 2 - 0 Montenegro (MNE)

Match 2: AGUNBIADE Tajudeen (NGR) 3-0 BAKIC Luka (MNE)

Match Summary		Match	Game 1	Game 2	Game 3	Game 4	Game 5
AGUNBIADE Tajudeen	NGR	3	11	11	11		
BAKIC Luka	MNE	0	6	8	6		
Duration		16min	4min	5min	5min		

Team Match No.: 8 Table : 3 Umpires : IOKI Setsuko (JPN) KAMIYA Akiko (JPN)

Player Statistics	AGUNBIADE Tajudeen (NGR)						BAKIC Luka (MNE)					
	Game					Match	Game					Match
	1	2	3	4	5		1	2	3	4	5	
Points won	11	11	11			33	6	8	6			20
Biggest lead	5	3	6			6	2	2	1			2
Points won on own serve	6	5	5			16	4	3	3			10
Points lost on own serve	2	5	3			10	5	6	6			17
Most consecutive points won	4	3	6			6	2	3	2			3
Greatest deficit overcome	2	2	1			2	-	-	-			-
Handedness/Grip	/						/					

Game/Match Statistics	Game					Match
	1	2	3	4	5	
Longest rally (strokes)	10	13	10			13
Average rally	4	5	5			5

### Game Progress

1	AGUNBIADE Tajudeen (NGR)	0	0	*0	1	1	2	*3	4	4	4	*5	6	7	7	*8	9	10	11		
	BAKIC Luka (MNE)	*0	1	2	2	*3	3	3	3	*4	5	5	5	*5	6	6	6	*6	6		
2	AGUNBIADE Tajudeen (NGR)	*0	1	1	1	*1	2	2	3	*4	5	5	5	*6	6	7	8	*9	9	10	11
	BAKIC Luka (MNE)	0	0	*1	2	3	3	*4	4	4	4	*5	6	6	7	*7	7	7	8	*8	8
3	AGUNBIADE Tajudeen (NGR)	0	0	*1	1	2	3	*3	4	5	6	*7	8	9	9	*10	10	10	11		
	BAKIC Luka (MNE)	*0	1	1	2	*2	2	3	3	*3	3	3	3	*3	4	4	5	*6	6		

### Note:

The "Greatest deficit overcome" only applies when the player ends up winning the game.

### Legend:

\* Server

No. Number



## Detailed Team Match Results

チームの試合結果詳細

France (FRA) **0 - 2** Australia (AUS)

Team Match No.: 9 Table : 4 Umpires : IBA Yoko (JPN) KRMEJ Milana (SLO)

Match 1			Match	Game 1	Game 2	Game 3	Game 4	Game 5
A/B	BOHEAS M / de la BOURDONNAYE	FRA	0	9	5	8		
X/Y	MA L / COUGHLAN J	AUS	3	11	11	11		
Duration of Match 1:			21min	6min	5min	7min		

Match 2			Match	Game 1	Game 2	Game 3	Game 4	Game 5
A	BOHEAS Mateo	FRA	1	11	12	3	8	
X	MA Lin	AUS	3	9	14	11	11	
Duration of Match 2:			34min	7min	11min	6min	8min	

Duration of Team Match			59min
------------------------	--	--	-------

Player Statistics	France (FRA)				Australia (AUS)			
	Match			Team Match	Match			Team Match
	1	2	3		1	2	3	
Points won	22	34		56	33	45		78
Biggest lead	-	4		4	6	8		8
Points won on own serve	10	22		32	16	28		44
Points lost on own serve	17	17		34	12	12		24
Most consecutive points won	5	5		5	4	5		5
Greatest deficit overcome	-	3		3	-	4		4

Match/Team Match Statistics	Match			Team Match
	1	2	3	
Longest rally (strokes)	7	13		13
Average rally	4	5		4

**Note:**

The "Greatest deficit overcome" only applies when the player/pair ends up winning the game.

**Legend:**

No. Number



## Detailed Team Match Results

チームの試合結果詳細

France (FRA) **0 - 2** Australia (AUS)

### Match 1:

BOHEAS Mateo (FRA) **0-3** MA Lin  
de la BOURDONNAYE Gilles (FRA) **COUGHLAN Joel (AUS)**

### Match Summary

		Match	Game 1	Game 2	Game 3	Game 4	Game 5
BOHEAS Mateo / de la BOURDONNAYE	FRA	0	9	5	8		
MA Lin / COUGHLAN J	AUS	3	11	11	11		
	Duration	21min	6min	5min	7min		

Team Match No.: 9 Table : 4 Umpires : IBA Yoko (JPN) KRMEJ Milana (SLO)

Player Statistics	BOHEAS M / de la BOURDONNAYE (FRA)						MA L / COUGHLAN J (AUS)					
	Game					Match	Game					Match
	1	2	3	4	5		1	2	3	4	5	
Points won	9	5	8			22	11	11	11			33
Biggest lead	-	-	-			-	3	6	6			6
Points won on own serve	5	2	3			10	6	5	5			16
Points lost on own serve	5	6	6			17	4	3	5			12
Most consecutive points won	2	1	5			5	3	3	4			4
Greatest deficit overcome	-	-	-			-	-	-	-			-
Handedness/Grip	/ - /						/ - /					

Game/Match Statistics	Game					Match
	1	2	3	4	5	
Longest rally (strokes)	7	5	7			7
Average rally	4	3	4			4

### Game Progress

1	BOHEAS M / de la BOURDONNAYE (FRA)	0	0	*0	0	1	1	*-2	2	3	3	*-4	5	5	6	*-6	6	7	8	*-8	9	9
	MA L / COUGHLAN J (AUS)	*-0	1	2	3	*-3	4	4	5	*-5	6	6	6	*-7	7	8	9	*-9	9	10	10	11
2	BOHEAS M / de la BOURDONNAYE (FRA)	*-0	0	0	0	*-1	1	1	2	*-2	3	3	4	*-4	4	5	5	5				
	MA L / COUGHLAN J (AUS)	0	1	*-2	3	3	4	*-5	5	6	6	*-7	7	8	9	*-9	10	11				
3	BOHEAS M / de la BOURDONNAYE (FRA)	0	0	*-0	0	0	1	*-1	1	1	2	*-3	3	4	5	*-6	7	8	8	*-8	8	8
	MA L / COUGHLAN J (AUS)	*-0	1	2	3	*-4	4	5	6	*-7	7	7	8	*-8	8	8	8	8	*-8	9	10	11

### Note:

The "Greatest deficit overcome" only applies when the pair ends up winning the game.

### Legend:

\*- First player of pair is serving      \*- Second player of pair is serving      No. Number



## Detailed Team Match Results

チームの試合結果詳細

France (FRA) **0 - 2** Australia (AUS)

**Match 2:** BOHEAS Mateo (FRA) **1-3** MA Lin (AUS)

Match Summary		Match	Game 1	Game 2	Game 3	Game 4	Game 5
BOHEAS Mateo	FRA	1	11	12	3	8	
MA Lin	AUS	3	9	14	11	11	
Duration		34min	7min	11min	6min	8min	

Team Match No.: 9 Table : 4 Umpires : IBA Yoko (JPN) KRMEJ Milana (SLO)

Player Statistics	BOHEAS Mateo (FRA)						MA Lin (AUS)					
	Game					Match	Game					Match
	1	2	3	4	5		1	2	3	4	5	
Points won	11	12	3	8		34	9	14	11	11		45
Biggest lead	2	4	-	1		4	3	2	8	4		8
Points won on own serve	7	7	2	6		22	6	8	7	7		28
Points lost on own serve	3	6	4	4		17	4	5	1	2		12
Most consecutive points won	4	5	1	2		5	3	4	5	3		5
Greatest deficit overcome	3	-	-	-		3	-	4	-	1		4
Handedness/Grip	/						/					

Game/Match Statistics	Game					Match
	1	2	3	4	5	
Longest rally (strokes)	10	13	11	8		13
Average rally	5	5	5	4		5

### Game Progress

1 BOHEAS Mateo (FRA)	0	0	*0	0	1	2	*2	3	4	4	*5	6	6	6	*6	7	7	8	*9	10	11		
MA Lin (AUS)	*0	1	2	3	*3	3	4	4	*4	5	5	5	*6	7	8	8	*9	9	9	9	9		
2 BOHEAS Mateo (FRA)	*0	1	2	2	*2	2	2	3	*4	4	5	6	*7	8	9	9	*9	9	9	10	*10	11	*11
MA Lin (AUS)	0	0	*0	1	2	3	*4	4	4	5	*5	5	5	5	*5	6	7	8	*9	9	10	*10	11
	12	*12	12	12																			
	*11	12	*13	14																			
3 BOHEAS Mateo (FRA)	0	0	*0	1	1	1	*1	2	2	2	*2	2	2	3	3								
MA Lin (AUS)	*0	1	2	2	*3	4	5	5	*6	7	8	9	*10	10	11								
4 BOHEAS Mateo (FRA)	*0	1	1	1	*2	2	3	3	*3	3	4	4	*4	5	6	6	*7	7	8	8			
MA Lin (AUS)	0	0	*1	2	2	3	*3	4	5	6	*6	7	8	8	*8	9	9	10	*10	11			

**Note:**  
The "Greatest deficit overcome" only applies when the player ends up winning the game.

**Legend:**  
\* Server  
No. Number



## Detailed Team Match Results

チームの試合結果詳細

Ukraine (UKR) **0 - 2** People's Republic of China (CHN)

Team Match No.: 10 Table : 1 Umpires : ALIOTTA Esther (USA) RASINEN Asko (FIN)

Match 1		Match	Game 1	Game 2	Game 3	Game 4	Game 5
A/B	MAI I / KATS L	UKR	0	4	8	5	
X/Y	LIAN H / ZHAO YQ	CHN	3	11	11	11	
Duration of Match 1:			16min	4min	6min	5min	

Match 2		Match	Game 1	Game 2	Game 3	Game 4	Game 5
A	MAI Ivan	UKR	1	11	10	7	8
X	LIAN Hao	CHN	3	9	12	11	11
Duration of Match 2:			33min	8min	8min	7min	8min

Duration of Team Match		53min
------------------------	--	-------

Player Statistics	Ukraine (UKR)			Team Match	People's Republic of China (CHN)			Team Match
	Match				Match			
	1	2	3		1	2	3	
Points won	17	36		53	33	43		76
Biggest lead	-	3		3	7	5		7
Points won on own serve	9	18		27	17	22		39
Points lost on own serve	16	21		37	8	18		26
Most consecutive points won	2	6		6	7	5		7
Greatest deficit overcome	-	5		5	-	3		3

Match/Team Match Statistics	Match			Team Match
	1	2	3	
Longest rally (strokes)	8	15		15
Average rally	3	5		4

**Note:**  
The "Greatest deficit overcome" only applies when the player/pair ends up winning the game.

**Legend:**  
No. Number



## Detailed Team Match Results

チームの試合結果詳細

Ukraine (UKR) **0 - 2** People's Republic of China (CHN)

### Match 1:

MAI Ivan (UKR) **0-3** LIAN Hao (CHN)  
KATS Lev (UKR) ZHAO Yi Qing (CHN)

Match Summary		Match	Game 1	Game 2	Game 3	Game 4	Game 5
MAI Ivan / KATS L	UKR	0	4	8	5		
LIAN Hao / ZHAO YQ	CHN	3	11	11	11		
Duration		16min	4min	6min	5min		

Team Match No.: 10 Table : 1 Umpires : ALIOTTA Esther (USA) RASINEN Asko (FIN)

Player Statistics	MAI I / KATS L (UKR)					Match	LIAN H / ZHAO YQ (CHN)					Match
	Game						Game					
	1	2	3	4	5		1	2	3	4	5	
Points won	4	8	5			17	11	11	11			33
Biggest lead	-	-	-			-	7	4	6			7
Points won on own serve	3	4	2			9	6	6	5			17
Points lost on own serve	5	5	6			16	1	4	3			8
Most consecutive points won	2	2	2			2	7	3	5			7
Greatest deficit overcome	-	-	-			-	-	-	-			-
Handedness/Grip	/ - /						/ - /					

Game/Match Statistics	Game					Match
	1	2	3	4	5	
Longest rally (strokes)	6	7	8			8
Average rally	4	3	4			3

### Game Progress

1	MAI I / KATS L (UKR)	-*0	0	1	1	*-1	2	3	3	*-4	4	4	4	*-4	4	4	4				
	LIAN H / ZHAO YQ (CHN)	0	1	*-1	2	3	3	*-3	4	4	5	*-6	7	8	9	*-10	11				
2	MAI I / KATS L (UKR)	0	0	*-0	0	1	2	*-2	2	3	3	*-3	4	4	5	*-6	6	7	8	*-8	8
	LIAN H / ZHAO YQ (CHN)	*-0	1	2	3	*-3	3	4	5	*-5	6	7	7	*-8	8	8	9	*-9	9	10	11
3	MAI I / KATS L (UKR)	*-0	0	0	1	*-1	2	2	3	*-3	3	4	5	*-5	5	5	5	5	5	5	5
	LIAN H / ZHAO YQ (CHN)	0	1	*-2	2	3	3	*-4	4	5	6	*-6	6	7	8	*-9	10	11			

### Note:

The "Greatest deficit overcome" only applies when the pair ends up winning the game.

### Legend:

\*- First player of pair is serving      \*- Second player of pair is serving      No. Number





## Detailed Team Match Results

チームの試合結果詳細

Ukraine (UKR) **0 - 2** People's Republic of China (CHN)

Match 2: MAI Ivan (UKR) **1-3** LIAN Hao (CHN)

Match Summary		Match	Game 1	Game 2	Game 3	Game 4	Game 5
MAI Ivan	UKR	1	11	10	7	8	
LIAN Hao	CHN	3	9	12	11	11	
Duration		33min	8min	8min	7min	8min	

Team Match No.: 10 Table : 1 Umpires : ALIOTTA Esther (USA) RASINEN Asko (FIN)

Player Statistics	MAI Ivan (UKR)						LIAN Hao (CHN)					
	Game					Match	Game					Match
	1	2	3	4	5		1	2	3	4	5	
Points won	11	10	7	8		36	9	12	11	11		43
Biggest lead	2	3	1	2		3	5	2	4	3		5
Points won on own serve	4	4	4	6		18	3	5	7	7		22
Points lost on own serve	6	7	4	4		21	7	6	3	2		18
Most consecutive points won	6	3	2	2		6	4	3	5	4		5
Greatest deficit overcome	5	-	-	-		5	-	3	1	2		3
Handedness/Grip	/						/					

Game/Match Statistics	Game					Match
	1	2	3	4	5	
Longest rally (strokes)	15	8	7	10		15
Average rally	6	5	4	4		5

### Game Progress

1	MAI Ivan (UKR)	0	0	*0	0	0	1	*1	1	2	3	*4	4	4	5	*6	7	8	9	*10	10	11		
	LIAN Hao (CHN)	*0	1	2	3	*4	4	5	6	*6	6	6	7	*8	8	8	8	*8	8	8	9	9		
2	MAI Ivan (UKR)	*0	0	1	1	*2	2	3	4	*5	5	6	6	*7	8	8	8	*9	9	9	10	*10	10	10
	LIAN Hao (CHN)	0	1	*1	2	2	3	*3	3	3	4	*4	5	5	5	*6	7	7	8	*9	9	10	*11	12
3	MAI Ivan (UKR)	0	1	*1	1	1	1	*1	2	3	3	*4	5	5	6	*6	6	7	7	7	7	7	7	
	LIAN Hao (CHN)	*0	0	1	2	*3	4	5	5	*5	6	6	6	*7	7	8	9	*9	10	11				
4	MAI Ivan (UKR)	*0	1	2	2	*3	3	4	4	*4	5	5	5	*6	7	7	7	*7	7	8	8	8		
	LIAN Hao (CHN)	0	0	*0	1	1	2	*2	3	4	4	*5	6	6	6	*7	8	9	10	*10	11			

### Note:

The "Greatest deficit overcome" only applies when the player ends up winning the game.

### Legend:

\* Server

No. Number



## Detailed Team Match Results

チームの試合結果詳細

**Australia (AUS) 2 - 0 Nigeria (NGR)**

Team Match No.: 11 Table : 3 Umpires : IOKI Setsuko (JPN) CHOI Chang Seong (KOR)

Match 1			Match	Game 1	Game 2	Game 3	Game 4	Game 5
A/B	MA L / COUGHLAN J	AUS	3	12	8	12	11	
X/Y	AGUNBIADE T / OLUFEMI A	NGR	1	10	11	10	5	
Duration of Match 1:			22min	6min	5min	6min	4min	

Match 2			Match	Game 1	Game 2	Game 3	Game 4	Game 5
A	MA Lin	AUS	3	8	9	11	11	11
X	AGUNBIADE Tajudeen	NGR	2	11	11	3	9	8
Duration of Match 2:			34min	5min	6min	4min	7min	7min

Duration of Team Match	1h
------------------------	----

Player Statistics	Australia (AUS)			Team Match	Nigeria (NGR)			Team Match
	Match				Match			
	1	2	3		1	2	3	
Points won	43	50		93	36	42		78
Biggest lead	6	8		8	3	7		7
Points won on own serve	21	28		49	18	26		44
Points lost on own serve	18	16		34	22	22		44
Most consecutive points won	5	6		6	6	7		7
Greatest deficit overcome	3	4		4	5	1		5

Match/Team Match Statistics	Match			Team Match
	1	2	3	
Longest rally (strokes)	8	18		18
Average rally	4	5		5

**Note:**

The "Greatest deficit overcome" only applies when the player/pair ends up winning the game.

**Legend:**

No. Number



## Detailed Team Match Results

チームの試合結果詳細

Australia (AUS) 2 - 0 Nigeria (NGR)

### Match 1:

MA Lin (AUS) 3-1 AGUNBIADE Tajudeen (NGR)  
COUGHLAN Joel (AUS) OLUFEMI Alabi (NGR)

Match Summary		Match	Game 1	Game 2	Game 3	Game 4	Game 5
MA Lin / COUGHLAN J	AUS	3	12	8	12	11	
AGUNBIADE Tajudeen / OLUFEMI A	NGR	1	10	11	10	5	
	Duration	22min	6min	5min	6min	4min	

Team Match No.: 11 Table : 3 Umpires : IOKI Setsuko (JPN) CHOI Chang Seong (KOR)

Player Statistics	MA L / COUGHLAN J (AUS)						AGUNBIADE T / OLUFEMI A (NGR)					
	Game					Match	Game					Match
	1	2	3	4	5		1	2	3	4	5	
Points won	12	8	12	11		43	10	11	10	5		36
Biggest lead	2	5	4	6		6	3	3	-	-		3
Points won on own serve	5	4	7	5		21	4	6	6	2		18
Points lost on own serve	6	5	4	3		18	7	4	5	6		22
Most consecutive points won	5	5	4	4		5	3	6	4	2		6
Greatest deficit overcome	3	-	-	-		3	-	5	-	-		5
Handedness/Grip	/ - /						/ - /					

Game/Match Statistics	Game					Match
	1	2	3	4	5	
Longest rally (strokes)	7	6	8	7		8
Average rally	4	4	4	4		4

### Game Progress

1	MA L / COUGHLAN J (AUS)	-*0	0	0	1	*-1	2	3	3	*-3	4	4	5	*-6	6	6	6	*-7	7	8	9	*-10	11	12
	AGUNBIADE T / OLUFEMI A (NGR)	0	1	*-2	2	3	3	*-3	4	5	5	*-6	6	6	7	*-8	9	9	10	*-10	10	10	*-10	10
2	MA L / COUGHLAN J (AUS)	0	1	*-2	3	4	5	*-5	6	6	7	*-7	7	7	7	*-7	7	8	8	*-8	8			8
	AGUNBIADE T / OLUFEMI A (NGR)	*-0	0	0	0	*-0	0	1	1	*-2	2	3	4	*-5	6	7	8	*-8	9	10	11			11
3	MA L / COUGHLAN J (AUS)	*-0	1	2	3	*-3	4	4	5	*-5	5	6	6	*-6	7	8	9	*-10	10	10	10	*-10	11	12
	AGUNBIADE T / OLUFEMI A (NGR)	0	0	*-0	0	1	1	*-2	2	3	4	*-4	5	6	6	*-6	6	6	7	*-8	9	10	*-10	10
4	MA L / COUGHLAN J (AUS)	0	1	*-2	3	3	3	*-4	4	5	6	*-6	7	7	8	*-9	10	11						
	AGUNBIADE T / OLUFEMI A (NGR)	*-0	0	0	0	*-1	2	2	3	*-3	3	4	4	*-5	5	5	5	5						5

### Note:

The "Greatest deficit overcome" only applies when the pair ends up winning the game.

### Legend:

\*- First player of pair is serving      \*- Second player of pair is serving      No. Number



## Detailed Team Match Results

チームの試合結果詳細

Australia (AUS) 2 - 0 Nigeria (NGR)

Match 2:

MA Lin (AUS) 3-2 AGUNBIADE Tajudeen (NGR)

Match Summary		Match	Game 1	Game 2	Game 3	Game 4	Game 5
MA Lin	AUS	3	8	9	11	11	11
AGUNBIADE Tajudeen	NGR	2	11	11	3	9	8
Duration		34min	5min	6min	4min	7min	7min

Team Match No.: 11 Table : 3 Umpires : IOKI Setsuko (JPN) CHOI Chang Seong (KOR)

Player Statistics	MA Lin (AUS)						AGUNBIADE Tajudeen (NGR)					
	Game					Match	Game					Match
	1	2	3	4	5		1	2	3	4	5	
Points won	8	9	11	11	11	50	11	11	3	9	8	42
Biggest lead	1	1	8	2	5	8	7	3	-	4	1	7
Points won on own serve	4	6	4	7	7	28	6	7	1	6	6	26
Points lost on own serve	5	4	2	3	2	16	4	3	7	4	4	22
Most consecutive points won	4	3	4	6	4	6	7	3	1	3	5	7
Greatest deficit overcome	-	-	-	4	1	4	1	1	-	-	-	1
Handedness/Grip	/						/					

Game/Match Statistics	Game					Match
	1	2	3	4	5	
Longest rally (strokes)	15	8	16	18	13	18
Average rally	6	5	6	6	5	5

### Game Progress

1	MA Lin (AUS)	0	1	*1	1	2	2	*2	2	2	*2	2	3	4	*4	5	6	7	*8	8		
	AGUNBIADE Tajudeen (NGR)	*0	0	1	2	*2	3	4	5	*6	7	8	9	*9	9	10	10	*10	10	11		
2	MA Lin (AUS)	*0	0	1	2	*2	3	3	3	*3	4	4	4	*5	6	7	7	*7	8	8	9	9
	AGUNBIADE Tajudeen (NGR)	0	1	*1	1	2	2	*3	4	5	5	*6	7	7	7	*7	8	9	9	*10	10	11
3	MA Lin (AUS)	0	1	*2	3	3	4	*5	6	6	7	*7	8	9	10	11						
	AGUNBIADE Tajudeen (NGR)	*0	0	0	0	*1	1	1	1	*2	2	3	3	*3	3	3						
4	MA Lin (AUS)	*0	1	1	1	*1	2	2	2	*2	3	4	4	*4	5	5	6	*7	8	9	10	11
	AGUNBIADE Tajudeen (NGR)	0	0	*1	2	3	3	*4	5	6	6	*6	7	8	8	*9	9	9	9	*9	9	9
5	MA Lin (AUS)	0	0	*1	2	3	3	*4	5	6	7	*7	7	7	7	*7	8	9	10	*10	11	
	AGUNBIADE Tajudeen (NGR)	*0	1	1	1	*1	2	2	2	*2	2	3	4	*5	6	7	7	*7	7	8	8	

### Note:

The "Greatest deficit overcome" only applies when the player ends up winning the game.

### Legend:

\* Server

No. Number



## Detailed Team Match Results

チームの試合結果詳細

People's Republic of China (CHN) 2 - 0 Australia (AUS)

Team Match No.: 12 Table : 2 Umpires : RIVERO Ernesto (VEN) BOGREN Ingrid (SWE)

Match 1		Match	Game 1	Game 2	Game 3	Game 4	Game 5
A/B	LIAN H / ZHAO YQ	CHN	3	11	11	11	
X/Y	MA L / COUGHLAN J	AUS	0	3	6	9	
Duration of Match 1:			17min	4min	5min	7min	

Match 2		Match	Game 1	Game 2	Game 3	Game 4	Game 5
A	LIAN Hao	CHN	3	11	11	11	
X	MA Lin	AUS	0	7	5	6	
Duration of Match 2:			18min	5min	5min	6min	

Duration of Team Match		39min
------------------------	--	-------

Player Statistics	People's Republic of China (CHN)			Team Match	Australia (AUS)			Team Match
	Match				Match			
	1	2	3		1	2	3	
Points won	33	33		66	18	18		36
Biggest lead	8	6		8	1	1		1
Points won on own serve	17	20		37	10	11		21
Points lost on own serve	8	7		15	16	13		29
Most consecutive points won	8	4		8	3	3		3
Greatest deficit overcome	1	1		1	-	-		-

Match/Team Match Statistics	Match			Team Match
	1	2	3	
Longest rally (strokes)	9	8		9
Average rally	4	4		4

**Note:**

The "Greatest deficit overcome" only applies when the player/pair ends up winning the game.

**Legend:**

No. Number



## Detailed Team Match Results

チームの試合結果詳細

People's Republic of China (CHN) 2 - 0 Australia (AUS)

### Match 1:

LIAN Hao (CHN) 3-0 MA Lin (AUS)  
ZHAO Yi Qing (CHN) COUGHLAN Joel (AUS)

Match Summary		Match	Game 1	Game 2	Game 3	Game 4	Game 5
LIAN Hao / ZHAO YQ	CHN	3	11	11	11		
MA Lin / COUGHLAN J	AUS	0	3	6	9		
	Duration	17min	4min	5min	7min		

Team Match No.: 12 Table : 2 Umpires : RIVERO Ernesto (VEN) BOGREN Ingrid (SWE)

Player Statistics	LIAN H / ZHAO YQ (CHN)						MA L / COUGHLAN J (AUS)					
	Game					Match	Game					Match
	1	2	3	4	5		1	2	3	4	5	
Points won	11	11	11			33	3	6	9			18
Biggest lead	8	5	2			8	1	1	-			1
Points won on own serve	4	7	6			17	1	4	5			10
Points lost on own serve	2	2	4			8	7	4	5			16
Most consecutive points won	8	3	2			8	2	3	2			3
Greatest deficit overcome	1	1	-			1	-	-	-			-
Handedness/Grip	/ - /						/ - /					

Game/Match Statistics	Game					Match
	1	2	3	4	5	
Longest rally (strokes)	6	7	9			9
Average rally	4	3	4			4

### Game Progress

1	LIAN H / ZHAO YQ (CHN)	0	1	*-1	1	2	3	*-4	5	6	7	*-8	9	9	10	11							
	MA L / COUGHLAN J (AUS)	-*0	0	1	2	*-2	2	2	2	*-2	2	2	2	*-3	3	3							
2	LIAN H / ZHAO YQ (CHN)	-*0	1	2	2	*-2	2	3	4	*-5	5	6	7	*-7	8	9	10	*-10	11				
	MA L / COUGHLAN J (AUS)	0	0	*-0	1	2	3	*-3	3	3	4	*-4	4	5	5	*-5	5	6	6				
3	LIAN H / ZHAO YQ (CHN)	0	1	*-1	2	3	3	*-3	4	5	5	*-5	6	6	7	*-8	8	8	9	*-10	10	11	
	MA L / COUGHLAN J (AUS)	*-0	0	1	1	*-1	2	3	3	*-3	4	5	5	*-6	6	6	7	*-8	8	8	8	9	9

### Note:

The "Greatest deficit overcome" only applies when the pair ends up winning the game.

### Legend:

\*- First player of pair is serving      -\* Second player of pair is serving      No. Number



## Detailed Team Match Results

チームの試合結果詳細

People's Republic of China (CHN) 2 - 0 Australia (AUS)

Match 2: LIAN Hao (CHN) 3-0 MA Lin (AUS)

Match Summary		Match	Game 1	Game 2	Game 3	Game 4	Game 5
LIAN Hao	CHN	3	11	11	11		
MA Lin	AUS	0	7	5	6		
Duration		18min	5min	5min	6min		

Team Match No.: 12 Table : 2 Umpires : RIVERO Ernesto (VEN) BOGREN Ingrid (SWE)

Player Statistics	LIAN Hao (CHN)						MA Lin (AUS)					
	Game					Match	Game					Match
	1	2	3	4	5		1	2	3	4	5	
Points won	11	11	11			33	7	5	6			18
Biggest lead	5	6	5			6	1	1	-			1
Points won on own serve	8	5	7			20	5	2	4			11
Points lost on own serve	2	3	2			7	3	6	4			13
Most consecutive points won	4	4	4			4	2	1	3			3
Greatest deficit overcome	1	1	-			1	-	-	-			-
Handedness/Grip	/						/					

Game/Match Statistics	Game					Match
	1	2	3	4	5	
Longest rally (strokes)	8	7	6			8
Average rally	4	4	4			4

### Game Progress

1	LIAN Hao (CHN)	*0	1	2	2	*2	3	3	3	*4	5	6	7	*7	8	9	10	*10	10	11
	MA Lin (AUS)	0	0	*0	1	2	2	*3	4	4	4	*4	4	5	5	*5	5	6	7	7
2	LIAN Hao (CHN)	0	0	*1	2	2	3	*4	5	6	6	*7	7	8	9	*10	10	11		
	MA Lin (AUS)	*0	1	1	1	*2	2	2	2	*2	3	3	4	*4	4	4	5	5		
3	LIAN Hao (CHN)	*0	1	2	2	*2	3	4	5	*6	6	6	6	*7	8	9	10	*10	11	
	MA Lin (AUS)	0	0	*0	1	2	2	*2	2	2	3	*4	5	5	5	*5	5	6	6	

### Note:

The "Greatest deficit overcome" only applies when the player ends up winning the game.

### Legend:

\* Server

No. Number



## Player Statistics

プレーヤーの統計

As of FRI 3 SEP 2021

Players	NPC Code	Matches				Games				Match Duration	
		Played	Won	Lost	%Won	Played	Won	Lost	%Won	All	Average
AGUNBIADJE Tajudeen	NGR	3	1	2	33%	11	5	6	45%	1h5min	22min
		Points Won				Points Lost					
		Total	Own Serve: 56		Most Consecutive: 7		Total	Own Serve: 46		Most Consecutive: 6	
		95	Opp. Serve: 39		GDO: 2		103	Opp. Serve: 57		GLL: 4	
BAKIC Luka	MNE	Matches				Games				Match Duration	
		Played	Won	Lost	%Won	Played	Won	Lost	%Won	All	Average
		1	0	1	0%	3	0	3	0%	16min	16min
		Points Won				Points Lost					
Total	Own Serve: 10		Most Consecutive: 3		Total	Own Serve: 17		Most Consecutive: 6			
20	Opp. Serve: 10		GDO: 0		33	Opp. Serve: 16		GLL: 2			
BOHEAS Mateo	FRA	Matches				Games				Match Duration	
		Played	Won	Lost	%Won	Played	Won	Lost	%Won	All	Average
		1	0	1	0%	4	1	3	25%	34min	34min
		Points Won				Points Lost					
Total	Own Serve: 22		Most Consecutive: 5		Total	Own Serve: 17		Most Consecutive: 5			
34	Opp. Serve: 12		GDO: 3		45	Opp. Serve: 28		GLL: 4			
CARBINATTI JUNIOR	BRA	Matches				Games				Match Duration	
		Played	Won	Lost	%Won	Played	Won	Lost	%Won	All	Average
		1	0	1	0%	3	0	3	0%	13min	13min
		Points Won				Points Lost					
Total	Own Serve: 6		Most Consecutive: 1		Total	Own Serve: 14		Most Consecutive: 8			
10	Opp. Serve: 4		GDO: 0		33	Opp. Serve: 19		GLL: 0			
CHOJNOWSKI Patryk	POL	Matches				Games				Match Duration	
		Played	Won	Lost	%Won	Played	Won	Lost	%Won	All	Average
		1	1	0	100%	3	3	0	100%	16min	16min
		Points Won				Points Lost					
Total	Own Serve: 19		Most Consecutive: 8		Total	Own Serve: 5		Most Consecutive: 4			
33	Opp. Serve: 14		GDO: 0		15	Opp. Serve: 10		GLL: 0			
FACEY THOMPSON Ashley	GBR	Matches				Games				Match Duration	
		Played	Won	Lost	%Won	Played	Won	Lost	%Won	All	Average
		1	0	1	0%	4	1	3	25%	22min	22min
		Points Won				Points Lost					
Total	Own Serve: 18		Most Consecutive: 4		Total	Own Serve: 19		Most Consecutive: 6			
30	Opp. Serve: 12		GDO: 0		42	Opp. Serve: 23		GLL: 1			
GRUDZIEN Piotr	POL	Matches				Games				Match Duration	
		Played	Won	Lost	%Won	Played	Won	Lost	%Won	All	Average
		1	0	1	0%	4	1	3	25%	27min	27min
		Points Won				Points Lost					
Total	Own Serve: 16		Most Consecutive: 6		Total	Own Serve: 22		Most Consecutive: 6			
32	Opp. Serve: 16		GDO: 1		45	Opp. Serve: 23		GLL: 0			





## Player Statistics

プレイヤーの統計

As of FRI 3 SEP 2021

Players	NPC Code	Matches				Games				Match Duration		
		Played	Won	Lost	%Won	Played	Won	Lost	%Won	All	Average	
JACOBS David	INA	1	0	1	0%	3	0	3	0%	32min	32min	
		Points Won				Points Lost						
		Total	Own Serve: 13			Most Consecutive: 3		Total	Own Serve: 16			Most Consecutive: 5
		23	Opp. Serve: 10			GDO: 0		34	Opp. Serve: 18			GLL: 3
KALEM Mohamed	ITA	1	0	1	0%	3	0	3	0%	17min	17min	
		Points Won				Points Lost						
		Total	Own Serve: 9			Most Consecutive: 4		Total	Own Serve: 17			Most Consecutive: 5
		19	Opp. Serve: 10			GDO: 0		33	Opp. Serve: 16			GLL: 1
KATS Lev	UKR	2	2	0	100%	7	6	1	86%	44min	22min	
		Points Won				Points Lost						
		Total	Own Serve: 39			Most Consecutive: 6		Total	Own Serve: 26			Most Consecutive: 6
		78	Opp. Serve: 39			GDO: 1		51	Opp. Serve: 25			GLL: 1
LEIBOVITZ Tahl	USA	1	1	0	100%	3	3	0	100%	15min	15min	
		Points Won				Points Lost						
		Total	Own Serve: 19			Most Consecutive: 5		Total	Own Serve: 6			Most Consecutive: 3
		33	Opp. Serve: 14			GDO: 1		20	Opp. Serve: 14			GLL: 0
LIAN Hao	CHN	4	4	0	100%	14	12	2	86%	1h45min	26min	
		Points Won				Points Lost						
		Total	Own Serve: 83			Most Consecutive: 6		Total	Own Serve: 47			Most Consecutive: 6
		152	Opp. Serve: 69			GDO: 3		107	Opp. Serve: 60			GLL: 5
MA Lin	AUS	4	3	1	75%	15	9	6	60%	1h39min	25min	
		Points Won				Points Lost						
		Total	Own Serve: 86			Most Consecutive: 8		Total	Own Serve: 45			Most Consecutive: 7
		146	Opp. Serve: 60			GDO: 4		119	Opp. Serve: 74			GLL: 3
MAI Ivan	UKR	2	0	2	0%	7	1	6	14%	49min	25min	
		Points Won				Points Lost						
		Total	Own Serve: 28			Most Consecutive: 6		Total	Own Serve: 35			Most Consecutive: 8
		51	Opp. Serve: 23			GDO: 5		76	Opp. Serve: 41			GLL: 3



## Player Statistics

プレイヤーの統計

As of FRI 3 SEP 2021

Players	NPC Code	Matches				Games				Match Duration	
		Played	Won	Lost	%Won	Played	Won	Lost	%Won	All	Average
OLUFEMI Alabi	NGR	1	1	0	100%	3	3	0	100%	16min	16min
		Points Won				Points Lost					
		Total	Own Serve: 16		Most Consecutive: 7		Total	Own Serve: 13		Most Consecutive: 5	
		33	Opp. Serve: 17		GDO: 4		24	Opp. Serve: 11		GLL: 0	
PEREZ GONZALEZ Juan	ESP	Matches				Games				Match Duration	
		Played	Won	Lost	%Won	Played	Won	Lost	%Won	All	Average
		1	0	1	0%	5	2	3	40%	46min	46min
		Points Won				Points Lost					
Total	Own Serve: 29		Most Consecutive: 5		Total	Own Serve: 20		Most Consecutive: 4			
47	Opp. Serve: 18		GDO: 2		52	Opp. Serve: 32		GLL: 6			
SEIDENFELD Ian	USA	Matches				Games				Match Duration	
		Played	Won	Lost	%Won	Played	Won	Lost	%Won	All	Average
		1	0	1	0%	3	0	3	0%	16min	16min
		Points Won				Points Lost					
Total	Own Serve: 11		Most Consecutive: 5		Total	Own Serve: 17		Most Consecutive: 7			
24	Opp. Serve: 13		GDO: 0		33	Opp. Serve: 16		GLL: 4			
STACEY Joshua	GBR	Matches				Games				Match Duration	
		Played	Won	Lost	%Won	Played	Won	Lost	%Won	All	Average
		1	1	0	100%	5	3	2	60%	46min	46min
		Points Won				Points Lost					
Total	Own Serve: 32		Most Consecutive: 4		Total	Own Serve: 18		Most Consecutive: 5			
52	Opp. Serve: 20		GDO: 6		47	Opp. Serve: 29		GLL: 2			

**Note:**  
The "Greatest deficit overcome" only applies when the player ends up winning the game and "Greatest lead lost" only when losing.

**Legend:**  
**GDO** Greatest deficit overcome    **GLL** Greatest lead lost    **Opp.** Opponent's



## Tournament Statistics

トーナメントの統計

As of FRI 3 SEP 2021

Statistics	Round of 16	Quarterfinals	Semifinals	Finals	Total
<b>Team Matches</b>					
Total	5	4	2	1	12
Game Margin: 2:0	4 80%	3 75%	2 100%	1 100%	10 83%
2:1	1 20%	1 25%			2 17%
Invalid Results Mark					
Duration: Total	4h32min	3h50min	1h53min	39min	10h54min
Longest	1h12min	1h7min	1h	39min	1h12min
Shortest	34min	45min	53min	39min	34min
Average	54min	58min	57min	39min	55min
<b>Matches</b>					
Total	11	9	4	2	26
Game Margin: 3:0	8 73%	4 44%	1 25%	2 100%	15 58%
3:1	2 18%	3 33%	2 50%		7 27%
3:2	1 9%	2 22%	1 25%		4 15%
Invalid Results Mark					
Duration: Total	4h9min	3h35min	1h45min	35min	10h4min
Longest	46min	34min	34min	18min	46min
Shortest	13min	16min	16min	17min	13min
Average	23min	24min	26min	18min	23min
<b>Games</b>					
Total	37	34	16	6	93
Point Margin: 11					
10		1 3%			1 1%
9	1 3%	1 3%			2 2%
8	1 3%	4 12%	1 6%	1 17%	7 8%
7	4 11%	1 3%	1 6%		6 6%
6	6 16%	4 12%	2 13%	1 17%	13 14%
5	4 11%	7 21%		2 33%	13 14%
4	5 14%	2 6%	1 6%	1 17%	9 10%
3	7 19%	7 21%	5 31%		19 20%
2	9 24%	7 21%	6 38%	1 17%	23 25%
Invalid Results Mark					
Duration: Total	3h46min	3h18min	1h36min	32min	9h12min
Longest	20min	11min	8min	7min	20min
Shortest	3min	3min	4min	4min	3min
Average	6min	6min	6min	5min	6min
<b>Points</b>					
Total	670	610	300	102	1682
Per game	18.11	17.94	18.75	17.00	18.09
Most consecutive won	8	8	7	8	8
Greatest deficit overcome	6	4	5	1	6
Longest rally	26	13	18	9	26
Average rally	4	4	4	4	4

**Note:**

The "Greatest deficit overcome" only applies when the player/pair ends up winning the game.



**Medallists**  
メダリスト

Medal	NPC	Name
GOLD	CHN - People's Republic of China	LIAN Hao ZHAO Yi Qing
SILVER	AUS - Australia	COUGHLAN Joel MA Lin PELLISSIER Nathan
BRONZE	NGR - Nigeria	AGUNBIADE Tajudeen FARINLOYE Victor OLUFEMI Alabi
	UKR - Ukraine	KATS Lev MAI Ivan



## Entry List by Event

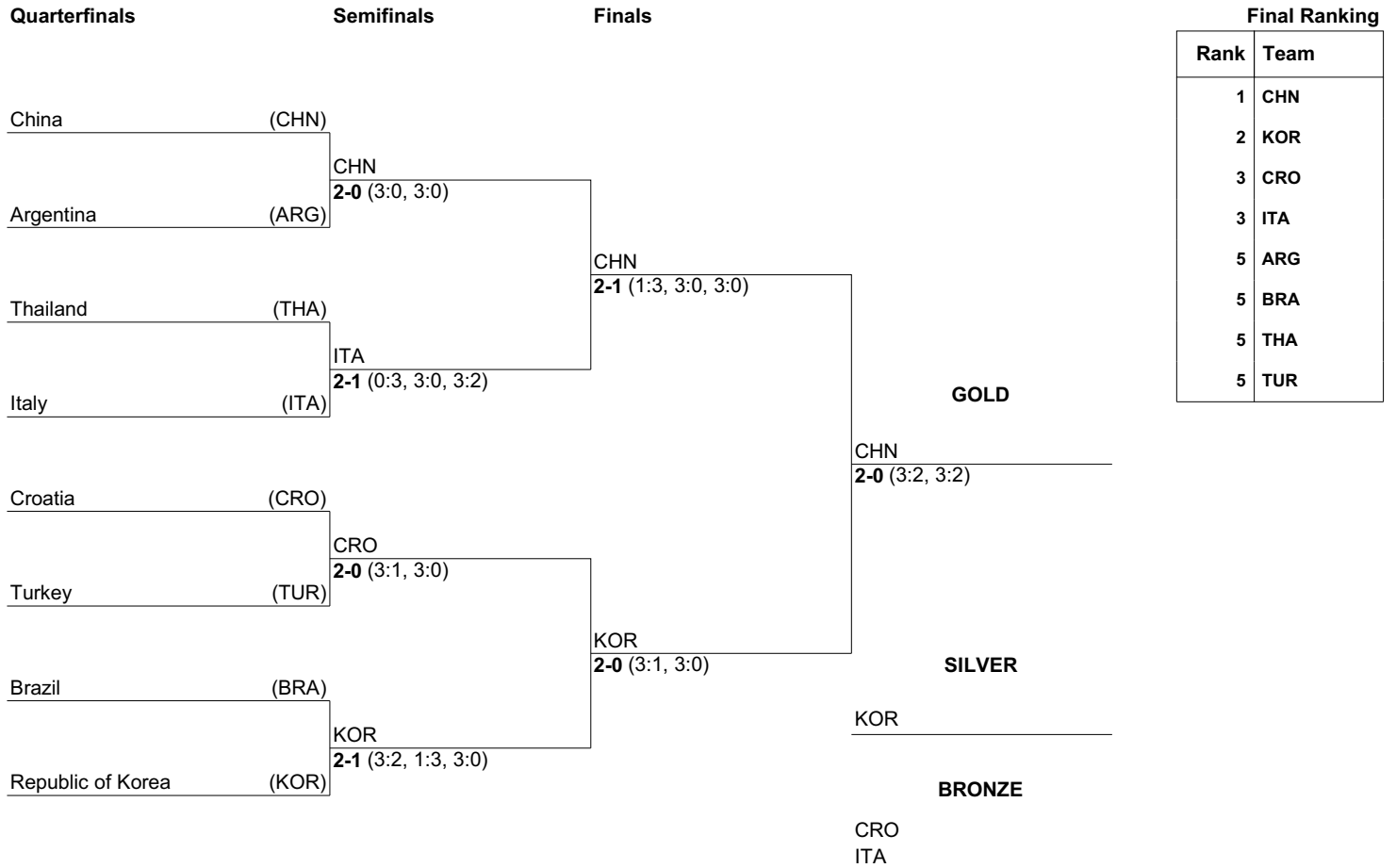
種目別エントリーリスト

As of SUN 22 AUG 2021

NPC	Name	Date of Birth
ARG - Argentina	BLANCO Veronica Soledad	18 MAR 1981
	GARRONE Maria	22 OCT 1996
BRA - Brazil	AMARAL SANTOS Marliane	14 SEP 1991
	da SILVA OLIVEIRA Catia Cristina	12 JUN 1991
CHN - People's Republic of China	LI Qian	13 FEB 1989
	LIU Jing	25 JUL 1988
	XUE Juan	20 OCT 1989
CRO - Croatia	DRETAR KARIC Helena	28 NOV 1979
	MUZINIC Andela	1 NOV 1992
ITA - Italy	BRUNELLI Michela	5 JUL 1974
	ROSSI Giada	24 AUG 1994
KOR - Republic of Korea	LEE Mi Gyu	4 NOV 1988
	SEO Su Yeon	8 JAN 1986
	YOON Jiyu	28 DEC 2000
THA - Thailand	ASAYUT Dararat	18 JUN 1984
	BOOTWANSIRINA Chilchitpanyak	2 DEC 1975
TUR - Turkey	ALTINTAS Nergiz	16 AUG 1990
	DUMAN Hatice	12 AUG 1994



Draw  
トーナメント表





## Detailed Team Match Results

チームの試合結果詳細

People's Republic of China (CHN) 2 - 0 Argentina (ARG)

Team Match No.: 1 Table : 5 Umpires : ALIOTTA Esther (USA) BENCSIK Imre (HUN)

Match 1		Match	Game 1	Game 2	Game 3	Game 4	Game 5
B/C	XUE J / LI Q	CHN	3	11	11	11	
X/Y	GARRONE M / BLANCO VS	ARG	0	5	2	4	
Duration of Match 1:			17min	5min	4min	5min	

Match 2		Match	Game 1	Game 2	Game 3	Game 4	Game 5
A	LIU Jing	CHN	3	11	11	11	
X	GARRONE Maria	ARG	0	6	3	6	
Duration of Match 2:			13min	4min	3min	4min	

Duration of Team Match		35min
------------------------	--	-------

Player Statistics	People's Republic of China (CHN)			Team Match	Argentina (ARG)			Team Match
	Match				Match			
	1	2	3		1	2	3	
Points won	33	33		66	11	15		26
Biggest lead	9	8		9	2	3		3
Points won on own serve	17	17		34	6	8		14
Points lost on own serve	5	7		12	16	16		32
Most consecutive points won	11	5		11	2	3		3
Greatest deficit overcome	2	3		3	-	-		-

Match/Team Match Statistics	Match			Team Match
	1	2	3	
Longest rally (strokes)	21	11		21
Average rally	5	3		4

**Note:**

The "Greatest deficit overcome" only applies when the player/pair ends up winning the game.

**Legend:**

No. Number



## Detailed Team Match Results

チームの試合結果詳細

People's Republic of China (CHN) 2 - 0 Argentina (ARG)

### Match 1:

XUE Juan (CHN) 3-0 GARRONE Maria (ARG)  
LI Qian (CHN) BLANCO Veronica Soledad (ARG)

### Match Summary

	Match	Game 1	Game 2	Game 3	Game 4	Game 5
XUE Juan / LI Q	CHN 3	11	11	11		
GARRONE Maria / BLANCO VS	ARG 0	5	2	4		
	Duration	17min	5min	4min	5min	

Team Match No.: 1 Table : 5 Umpires : ALIOTTA Esther (USA) BENCSIK Imre (HUN)

Player Statistics	XUE J / LI Q (CHN)						GARRONE M / BLANCO VS (ARG)					
	Game					Match	Game					Match
	1	2	3	4	5		1	2	3	4	5	
Points won	11	11	11			33	5	2	4			11
Biggest lead	6	9	7			9	1	2	2			2
Points won on own serve	6	6	5			17	3	2	1			6
Points lost on own serve	2	0	3			5	5	5	6			16
Most consecutive points won	5	11	5			11	1	2	2			2
Greatest deficit overcome	1	2	2			2	-	-	-			-
Handedness/Grip	/ - /						/ - /					

Game/Match Statistics	Game					Match
	1	2	3	4	5	
Longest rally (strokes)	21	11	9			21
Average rally	7	4	4			5

### Game Progress

1	XUE J / LI Q (CHN)	-*0	0	1	2	*-2	3	3	4	-*5	6	7	8	*-8	9	10	10	11
	GARRONE M / BLANCO VS (ARG)	0	1	*-1	1	2	2	*-3	3	3	3	*-3	3	4	4	*-4	5	5
2	XUE J / LI Q (CHN)	0	0	*-0	1	2	3	*-4	5	6	7	*-8	9	10	11			
	GARRONE M / BLANCO VS (ARG)	*-0	1	2	2	*-2	2	2	2	*-2	2	2	2	*-2	2			
3	XUE J / LI Q (CHN)	*-0	0	0	1	*-2	3	4	4	*-5	6	7	8	*-9	9	10	11	
	GARRONE M / BLANCO VS (ARG)	0	1	*-2	2	2	2	*-2	3	3	3	*-3	3	3	4	*-4	4	

### Note:

The "Greatest deficit overcome" only applies when the pair ends up winning the game.

### Legend:

\*- First player of pair is serving      \*- Second player of pair is serving      No. Number





## Detailed Team Match Results

チームの試合結果詳細

People's Republic of China (CHN) 2 - 0 Argentina (ARG)

Match 2: LIU Jing (CHN) 3-0 GARRONE Maria (ARG)

Match Summary		Match	Game 1	Game 2	Game 3	Game 4	Game 5
LIU Jing	CHN	3	11	11	11		
GARRONE Maria	ARG	0	6	3	6		
	Duration	13min	4min	3min	4min		

Team Match No.: 1 Table : 5 Umpires : ALIOTTA Esther (USA) BENCSIK Imre (HUN)

Player Statistics	LIU Jing (CHN)						GARRONE Maria (ARG)					
	Game					Match	Game					Match
	1	2	3	4	5		1	2	3	4	5	
Points won	11	11	11			33	6	3	6			15
Biggest lead	5	8	5			8	1	-	3			3
Points won on own serve	6	6	5			17	3	3	2			8
Points lost on own serve	3	0	4			7	5	5	6			16
Most consecutive points won	5	5	5			5	2	1	3			3
Greatest deficit overcome	1	-	3			3	-	-	-			-
Handedness/Grip	/						/					

Game/Match Statistics	Game					Match
	1	2	3	4	5	
Longest rally (strokes)	7	0	11			11
Average rally	4	0	3			3

### Game Progress

1	LIU Jing (CHN)	*0	0	1	2	*3	4	5	5	*5	6	6	7	*8	9	9	9	*10	11
	GARRONE Maria (ARG)	0	1	*1	1	1	1	*1	2	3	3	*4	4	4	4	*5	6	6	6
2	LIU Jing (CHN)	0	1	*1	2	3	4	*4	5	6	6	*7	8	9	10	11			
	GARRONE Maria (ARG)	*0	0	1	1	*1	1	2	2	*2	3	3	3	*3	3	3			
3	LIU Jing (CHN)	*0	0	0	0	*1	2	2	3	*4	5	6	7	*7	8	8	9	*10	11
	GARRONE Maria (ARG)	0	1	*2	3	3	3	*4	4	4	4	*4	4	5	5	*6	6	6	6

### Note:

The "Greatest deficit overcome" only applies when the player ends up winning the game.

### Legend:

\* Server No. Number



## Detailed Team Match Results

チームの試合結果詳細

Thailand (THA) 1 - 2 Italy (ITA)

Team Match No.: 2 Table : 6 Umpires : GULLBERG Jens (DEN) KONNO Kazuko (JPN)

Match 1			Match	Game 1	Game 2	Game 3	Game 4	Game 5
A/B	BOOTWANSIRINA C / ASAYUT D	THA	3	11	11	11		
X/Y	BRUNELLI M / ROSSI G	ITA	0	9	7	8		
Duration of Match 1:			30min	8min	7min	11min		

Match 2			Match	Game 1	Game 2	Game 3	Game 4	Game 5
A	BOOTWANSIRINA Chilchitpanyak	THA	0	3	6	4		
X	BRUNELLI Michela	ITA	3	11	11	11		
Duration of Match 2:			16min	4min	5min	5min		

Match 3			Match	Game 1	Game 2	Game 3	Game 4	Game 5
B	ASAYUT Dararat	THA	2	8	11	6	11	3
Y	ROSSI Giada	ITA	3	11	8	11	9	11
Duration of Match 3:			48min	7min	8min	7min	10min	7min

Duration of Team Match	1h45min
------------------------	---------

Player Statistics	Thailand (THA)				Italy (ITA)			
	Match			Team Match	Match			Team Match
	1	2	3		1	2	3	
Points won	33	13	39	85	24	33	50	107
Biggest lead	4	2	3	4	2	8	8	8
Points won on own serve	15	7	21	43	11	16	28	55
Points lost on own serve	13	17	22	52	18	6	18	42
Most consecutive points won	5	3	5	5	3	6	7	7
Greatest deficit overcome	2	-	2	2	-	2	2	2

Match/Team Match Statistics	Match			Team Match
	1	2	3	
Longest rally (strokes)	28	14	14	28
Average rally	6	4	4	5

**Note:**  
The "Greatest deficit overcome" only applies when the player/pair ends up winning the game.

**Legend:**  
No. Number



## Detailed Team Match Results

チームの試合結果詳細

Thailand (THA) 1 - 2 Italy (ITA)

**Match 1:** **BOOTWANSIRINA Chilchitparyak ASAYUT Dararat (THA) 3-0** **BRUNELLI Michela ROSSI Giada (ITA)**

Match Summary	Match	Game 1	Game 2	Game 3	Game 4	Game 5
BOOTWANSIRINA Chilchitparyak / ASAYUT D	THA 3	11	11	11		
BRUNELLI Michela / ROSSI G	ITA 0	9	7	8		
Duration	30min	8min	7min	11min		

Team Match No.: 2 Table : 6 Umpires : GULLBERG Jens (DEN) KONNO Kazuko (JPN)

Player Statistics	BOOTWANSIRINA C / ASAYUT D (THA)						BRUNELLI M / ROSSI G (ITA)					
	Game					Match	Game					Match
	1	2	3	4	5		1	2	3	4	5	
Points won	11	11	11			33	9	7	8			24
Biggest lead	3	4	4			4	2	2	-			2
Points won on own serve	5	5	5			15	4	4	3			11
Points lost on own serve	5	3	5			13	6	6	6			18
Most consecutive points won	3	5	3			5	2	2	3			3
Greatest deficit overcome	2	2	-			2	-	-	-			-
Handedness/Grip	/ - /						/ - /					

Game/Match Statistics	Game					Match
	1	2	3	4	5	
Longest rally (strokes)	17	12	28			28
Average rally	4	4	8			6

### Game Progress

1	BOOTWANSIRINA C / ASAYUT D (THA)	*-0	0	0	1	*-2	2	3	4	*-4	5	5	6	*-6	7	8	9	*-9	9	10	10	11
	BRUNELLI M / ROSSI G (ITA)	0	1	*-2	2	2	3	*-3	3	4	4	*-5	5	6	6	*-6	6	7	8	*-8	9	9
2	BOOTWANSIRINA C / ASAYUT D (THA)	0	1	*-1	1	2	2	*-2	3	4	5	*-6	7	7	8	*-8	8	9	10	11		
	BRUNELLI M / ROSSI G (ITA)	*-0	0	1	2	*-2	3	4	4	*-4	4	4	4	*-5	5	6	7	*-7	7	7		
3	BOOTWANSIRINA C / ASAYUT D (THA)	*-0	1	2	2	*-2	3	3	4	*-5	6	6	7	*-8	8	8	8	*-9	10	10	11	
	BRUNELLI M / ROSSI G (ITA)	0	0	*-0	1	2	2	*-3	3	3	3	*-4	4	4	5	*-6	7	7	7	*-8	8	

### Note:

The "Greatest deficit overcome" only applies when the pair ends up winning the game.

### Legend:

\*- First player of pair is serving      \*- Second player of pair is serving      No. Number



## Detailed Team Match Results

チームの試合結果詳細

Thailand (THA) 1 - 2 Italy (ITA)

Match 2: BOOTWANSIRINA Chilchitpanyak (THA) 0-3 BRUNELLI Michela (ITA)

Match Summary		Match	Game 1	Game 2	Game 3	Game 4	Game 5
BOOTWANSIRINA Chilchitpanyak	THA	0	3	6	4		
BRUNELLI Michela	ITA	3	11	11	11		
Duration		16min	4min	5min	5min		

Team Match No.: 2 Table : 6 Umpires : GULLBERG Jens (DEN) KONNO Kazuko (JPN)

Player Statistics	BOOTWANSIRINA Chilchitpanyak (THA)						BRUNELLI Michela (ITA)					
	Game					Match	Game					Match
	1	2	3	4	5		1	2	3	4	5	
Points won	3	6	4			13	11	11	11			33
Biggest lead	-	1	2			2	8	5	7			8
Points won on own serve	3	2	2			7	6	5	5			16
Points lost on own serve	5	6	6			17	0	4	2			6
Most consecutive points won	1	3	2			3	5	6	4			6
Greatest deficit overcome	-	-	-			-	-	1	2			2
Handedness/Grip	/						/					

Game/Match Statistics	Game					Match
	1	2	3	4	5	
Longest rally (strokes)	7	14	10			14
Average rally	4	5	4			4

### Game Progress

1	BOOTWANSIRINA Chilchitpanyak (THA)	*0	0	1	1	*1	2	2	2	*2	3	3	3	*3	3	3			
	BRUNELLI Michela (ITA)	0	1	*1	2	3	3	*4	5	6	6	*7	8	9	10	11			
2	BOOTWANSIRINA Chilchitpanyak (THA)	0	1	*1	1	1	1	*1	1	2	3	*4	4	5	5	*6	6	6	6
	BRUNELLI Michela (ITA)	*0	0	1	2	*3	4	5	6	*6	6	6	7	*7	8	8	9	*10	11
3	BOOTWANSIRINA Chilchitpanyak (THA)	*0	1	2	2	*2	2	2	3	*3	3	3	3	*4	4	4	4	4	4
	BRUNELLI Michela (ITA)	0	0	*0	1	2	3	*4	4	5	6	*7	8	8	9	*10	11		

**Note:**  
The "Greatest deficit overcome" only applies when the player ends up winning the game.

**Legend:**  
\* Server  
No. Number



## Detailed Team Match Results

チームの試合結果詳細

Thailand (THA) 1 - 2 Italy (ITA)

Match 3:

ASAYUT Dararat (THA) 2-3 ROSSI Giada (ITA)

Match Summary		Match	Game 1	Game 2	Game 3	Game 4	Game 5
ASAYUT Dararat	THA	2	8	11	6	11	3
ROSSI Giada	ITA	3	11	8	11	9	11
	Duration	48min	7min	8min	7min	10min	7min

Team Match No.: 2 Table : 6 Umpires : GULLBERG Jens (DEN) KONNO Kazuko (JPN)

Player Statistics	ASAYUT Dararat (THA)						ROSSI Giada (ITA)					
	Game					Match	Game					Match
	1	2	3	4	5		1	2	3	4	5	
Points won	8	11	6	11	3	39	11	8	11	9	11	50
Biggest lead	-	3	2	3	1	3	4	2	5	1	8	8
Points won on own serve	5	5	3	6	2	21	7	3	6	5	7	28
Points lost on own serve	4	5	5	4	4	22	3	6	3	5	1	18
Most consecutive points won	3	5	3	4	1	5	4	3	5	4	7	7
Greatest deficit overcome	-	2	-	1	-	2	-	-	2	-	1	2
Handedness/Grip	/						/					

Game/Match Statistics	Game					Match
	1	2	3	4	5	
Longest rally (strokes)	14	9	6	10	9	14
Average rally	4	4	4	5	4	4

### Game Progress

1	ASAYUT Dararat (THA)	0	0	*1	1	1	1	*1	2	2	3	*3	4	5	6	*6	7	8	8	*8	8	
	ROSSI Giada (ITA)	*0	1	1	2	*3	4	5	5	*6	6	7	7	*7	7	8	8	*8	9	10	11	
2	ASAYUT Dararat (THA)	*0	1	1	2	*2	2	3	4	*4	4	5	6	*6	6	6	7	*8	9	10	11	
	ROSSI Giada (ITA)	0	0	*1	1	2	3	*3	3	4	5	*5	5	6	7	*8	8	8	8	*8	8	
3	ASAYUT Dararat (THA)	0	0	*1	2	2	2	*3	4	5	5	*5	5	5	5	*6	6	6	6	6	6	
	ROSSI Giada (ITA)	*0	1	1	1	*2	3	3	3	*3	4	5	6	*7	8	8	9	*10	11			
4	ASAYUT Dararat (THA)	*0	0	1	2	*3	4	4	4	*4	4	5	5	*6	7	8	9	*9	9	10	10	11
	ROSSI Giada (ITA)	0	1	*1	1	1	1	*2	3	4	5	*5	6	6	6	*6	6	7	8	*8	9	9
5	ASAYUT Dararat (THA)	0	1	*1	2	2	2	*2	3	3	3	*3	3	3	3	3	3	3	3	3	3	
	ROSSI Giada (ITA)	*0	0	1	1	*2	3	4	4	*5	6	7	8	*9	10	11						

### Note:

The "Greatest deficit overcome" only applies when the player ends up winning the game.

### Legend:

\* Server

No. Number



## Detailed Team Match Results

チームの試合結果詳細

Croatia (CRO) 2 - 0 Turkey (TUR)

Team Match No.: 3 Table : 7 Umpires : RASINEN Asko (FIN) OH Yong Seng (SGP)

Match 1			Match	Game 1	Game 2	Game 3	Game 4	Game 5
A/B	MUZINIC A / DRETAR KARIC H	CRO	3	9	11	12	11	
X/Y	DUMAN H / ALTINTAS N	TUR	1	11	8	10	9	
Duration of Match 1:			43min	8min	9min	13min	10min	

Match 2			Match	Game 1	Game 2	Game 3	Game 4	Game 5
A	MUZINIC Andela	CRO	3	11	13	13		
X	DUMAN Hatice	TUR	0	7	11	11		
Duration of Match 2:			26min	5min	9min	10min		

Duration of Team Match	1h13min
------------------------	---------

Player Statistics	Croatia (CRO)			Team Match	Turkey (TUR)			Team Match
	Match				Match			
	1	2	3		1	2	3	
Points won	43	37		80	38	29		67
Biggest lead	4	5		5	6	2		6
Points won on own serve	21	20		41	19	17		36
Points lost on own serve	19	12		31	22	17		39
Most consecutive points won	8	6		8	7	3		7
Greatest deficit overcome	4	2		4	2	-		2

Match/Team Match Statistics	Match			Team Match
	1	2	3	
Longest rally (strokes)	29	15		29
Average rally	6	4		5

**Note:**

The "Greatest deficit overcome" only applies when the player/pair ends up winning the game.

**Legend:**

No. Number



## Detailed Team Match Results

チームの試合結果詳細

Croatia (CRO) 2 - 0 Turkey (TUR)

### Match 1:

MUZINIC Andela / DRETAR KARIC Helena (CRO) 3-1 DUMAN Hatice / ALTINTAS Nergiz (TUR)

Match Summary		Match	Game 1	Game 2	Game 3	Game 4	Game 5
MUZINIC Andela / DRETAR KARIC H	CRO	3	9	11	12	11	
DUMAN Hatice / ALTINTAS N	TUR	1	11	8	10	9	
	Duration	43min	8min	9min	13min	10min	

Team Match No.: 3 Table : 7 Umpires : RASINEN Asko (FIN) OH Yong Seng (SGP)

Player Statistics	MUZINIC A / DRETAR KARIC H (CRO)						DUMAN H / ALTINTAS N (TUR)					
	Game					Match	Game					Match
	1	2	3	4	5		1	2	3	4	5	
Points won	9	11	12	11		43	11	8	10	9		38
Biggest lead	2	4	2	3		4	6	-	4	1		6
Points won on own serve	5	4	7	5		21	6	3	6	4		19
Points lost on own serve	5	5	4	5		19	4	7	5	6		22
Most consecutive points won	8	2	3	4		8	7	2	5	3		7
Greatest deficit overcome	-	-	4	1		4	2	-	-	-		2
Handedness/Grip	/ - /						/ - /					

Game/Match Statistics	Game					Match
	1	2	3	4	5	
Longest rally (strokes)	16	17	15	29		29
Average rally	5	7	6	6		6

### Game Progress

1	MUZINIC A / DRETAR KARIC H (CRO)	*-0	1	1	1	*-1	1	1	1	*-1	2	3	4	*-5	6	7	8	*-9	9	9	9	9	9	
	DUMAN H / ALTINTAS N (TUR)	0	0	*-1	2	3	4	*-5	6	7	7	*-7	7	7	7	*-7	7	7	8	*-9	10	11	11	
2	MUZINIC A / DRETAR KARIC H (CRO)	0	1	*-2	2	3	3	*-4	5	5	6	*-7	7	7	8	*-8	9	9	9	*-10	11	11	11	
	DUMAN H / ALTINTAS N (TUR)	*-0	0	0	1	*-1	2	2	2	*-3	3	3	4	*-5	5	6	6	*-7	8	8	8	8	8	
3	MUZINIC A / DRETAR KARIC H (CRO)	*-0	0	1	2	*-2	2	2	2	*-2	3	4	5	*-5	6	6	7	*-7	8	9	10	*-10	11	12
	DUMAN H / ALTINTAS N (TUR)	0	1	*-1	1	2	3	*-4	5	6	6	*-6	6	7	7	*-8	8	9	9	*-9	9	10	*-10	10
4	MUZINIC A / DRETAR KARIC H (CRO)	0	1	*-2	2	3	3	*-3	3	4	5	*-6	7	7	7	*-8	9	9	9	*-10	10	11	11	
	DUMAN H / ALTINTAS N (TUR)	*-0	0	0	1	*-1	2	3	4	*-4	4	4	4	*-5	6	6	6	*-7	8	8	9	9	9	

### Note:

The "Greatest deficit overcome" only applies when the pair ends up winning the game.

### Legend:

\*- First player of pair is serving      \*- Second player of pair is serving      No. Number



## Detailed Team Match Results

チームの試合結果詳細

Croatia (CRO) 2 - 0 Turkey (TUR)

Match 2: MUZINIC Andela (CRO) 3-0 DUMAN Hatice (TUR)

Match Summary		Match	Game 1	Game 2	Game 3	Game 4	Game 5
MUZINIC Andela	CRO	3	11	13	13		
DUMAN Hatice	TUR	0	7	11	11		
	Duration	26min	5min	9min	10min		

Team Match No.: 3 Table : 7 Umpires : RASINEN Asko (FIN) OH Yong Seng (SGP)

Player Statistics	MUZINIC Andela (CRO)						DUMAN Hatice (TUR)					
	Game					Match	Game					Match
	1	2	3	4	5		1	2	3	4	5	
Points won	11	13	13			37	7	11	11			29
Biggest lead	4	5	2			5	1	1	2			2
Points won on own serve	6	7	7			20	5	6	6			17
Points lost on own serve	2	5	5			12	5	6	6			17
Most consecutive points won	3	6	2			6	3	3	2			3
Greatest deficit overcome	1	1	2			2	-	-	-			-
Handedness/Grip	/						/					

Game/Match Statistics	Game					Match
	1	2	3	4	5	
Longest rally (strokes)	8	15	13			15
Average rally	3	5	5			4

### Game Progress

1	MUZINIC Andela (CRO)	0	1	*2	2	3	3	*3	3	4	4	*5	6	7	7	*8	9	10	10	11				
	DUMAN Hatice (TUR)	*0	0	0	1	*1	2	3	4	*4	5	5	5	*5	6	6	6	*6	7	7				
2	MUZINIC Andela (CRO)	*0	1	2	2	*2	2	3	4	*5	6	7	8	*8	8	8	9	*9	9	10	10	*10	10	*11
	DUMAN Hatice (TUR)	0	0	*0	1	2	3	*3	3	3	3	*3	3	4	5	*6	6	7	8	*8	9	10	*11	11
		12	13																					
		*11	11																					
3	MUZINIC Andela (CRO)	0	0	*0	1	2	2	*3	3	3	4	*5	5	6	6	*6	7	8	8	*9	9	10	*11	11
	DUMAN Hatice (TUR)	*0	1	2	2	*2	3	3	4	*5	5	5	6	*6	7	8	8	*8	9	9	10	*10	10	*11
		*12	13																					
		11	11																					

### Note:

The "Greatest deficit overcome" only applies when the player ends up winning the game.

### Legend:

\* Server No. Number





## Detailed Team Match Results

チームの試合結果詳細

Republic of Korea (KOR) 2 - 1 Brazil (BRA)

Team Match No.: 4 Table : 8 Umpires : RIVERO Ernesto (VEN) HERMANS Michel (BEL)

Match 1			Match	Game 1	Game 2	Game 3	Game 4	Game 5
B/C	YOON J / LEE MG	KOR	3	11	7	8	11	11
X/Y	da SILVA OLIVEIRA / AMARAL SANTOS M	BRA	2	6	11	11	8	8
Duration of Match 1:			45min	9min	6min	8min	8min	11min

Match 2			Match	Game 1	Game 2	Game 3	Game 4	Game 5
A	SEO Su Yeon	KOR	1	8	11	8	8	
X	da SILVA OLIVEIRA Catia Cristina	BRA	3	11	7	11	11	
Duration of Match 2:			31min	6min	6min	7min	7min	

Match 3			Match	Game 1	Game 2	Game 3	Game 4	Game 5
B	YOON Jiyu	KOR	3	13	11	11		
Y	AMARAL SANTOS Marliane	BRA	0	11	5	1		
Duration of Match 3:			20min	10min	5min	6min		

Duration of Team Match	1h44min
------------------------	---------

Player Statistics	Republic of Korea (KOR)				Brazil (BRA)			
	Match			Team Match	Match			Team Match
	1	2	3		1	2	3	
Points won	48	35	35	118	44	40	17	101
Biggest lead	5	5	10	10	4	4	3	4
Points won on own serve	25	19	17	61	23	21	8	52
Points lost on own serve	21	19	9	49	23	16	18	57
Most consecutive points won	5	4	7	7	4	4	3	4
Greatest deficit overcome	2	-	3	3	2	2	-	2

Match/Team Match Statistics	Match			Team Match
	1	2	3	
Longest rally (strokes)	17	12	14	17
Average rally	6	5	4	5

**Note:**

The "Greatest deficit overcome" only applies when the player/pair ends up winning the game.

**Legend:**

No. Number



## Detailed Team Match Results

チームの試合結果詳細

Republic of Korea (KOR) 2 - 1 Brazil (BRA)

### Match 1:

YOON Jiyu / LEE Mi Gyu (KOR) 3-2 da SILVA OLIVEIRA Catia Cristina / AMARAL SANTOS Marliane (BRA)

### Match Summary

	Match	Game 1	Game 2	Game 3	Game 4	Game 5
YOON Jiyu / LEE MG	KOR	3	11	7	8	11
da SILVA OLIVEIRA Catia Cristina / AMARAL SANTOS M	BRA	2	6	11	11	8
	Duration	45min	9min	6min	8min	8min
			11min			

Team Match No.: 4 Table : 8 Umpires : RIVERO Ernesto (VEN) HERMANS Michel (BEL)

Player Statistics	YOON J / LEE MG (KOR)						da SILVA OLIVEIRA / AMARAL SANTOS M (BRA)					
	Game					Match	Game					Match
	1	2	3	4	5		1	2	3	4	5	
Points won	11	7	8	11	11	48	6	11	11	8	8	44
Biggest lead	5	1	2	4	4	5	1	4	3	1	2	4
Points won on own serve	6	4	4	7	4	25	3	7	5	6	2	23
Points lost on own serve	3	4	6	2	6	21	5	3	4	4	7	23
Most consecutive points won	5	2	2	3	4	5	4	4	4	3	3	4
Greatest deficit overcome	1	-	-	1	2	2	-	1	2	-	-	2
Handedness/Grip	/ - /						/ - /					

Game/Match Statistics	Game					Match
	1	2	3	4	5	
Longest rally (strokes)	10	10	17	16	12	17
Average rally	5	5	7	7	5	6

### Game Progress

1	YOON J / LEE MG (KOR)	-*0	0	1	2	*-3	4	4	4	*-4	4	5	6	*-7	8	9	9	*-10	11
	da SILVA OLIVEIRA / AMARAL SANTOS M (BRA)	0	1	*-1	1	1	1	*-2	3	4	5	*-5	5	5	5	*-5	6	6	6
2	YOON J / LEE MG (KOR)	0	1	*-1	2	2	2	*-2	3	4	4	*-5	5	5	5	*-5	6	6	7
	da SILVA OLIVEIRA / AMARAL SANTOS M (BRA)	*-0	0	1	1	*-2	3	4	4	*-4	5	5	6	*-7	8	9	9	*-10	10
3	YOON J / LEE MG (KOR)	*-0	1	1	2	*-3	3	3	3	*-3	4	4	5	*-5	6	7	7	*-8	8
	da SILVA OLIVEIRA / AMARAL SANTOS M (BRA)	0	0	*-1	1	1	2	*-3	4	5	5	*-6	6	7	7	*-7	8	8	9
4	YOON J / LEE MG (KOR)	0	0	*-1	2	3	3	*-4	5	6	6	*-6	7	7	7	*-7	8	8	9
	da SILVA OLIVEIRA / AMARAL SANTOS M (BRA)	*-0	1	1	1	*-1	2	2	2	*-2	3	4	4	*-5	6	7	7	*-8	8
5	YOON J / LEE MG (KOR)	*-0	0	0	1	*-2	3	3	4	*-5	6	7	7	*-8	8	8	8	*-9	9
	da SILVA OLIVEIRA / AMARAL SANTOS M (BRA)	0	1	*-2	2	2	2	*-3	3	3	3	*-3	4	4	5	*-6	7	7	8

### Note:

The "Greatest deficit overcome" only applies when the pair ends up winning the game.

### Legend:

\*- First player of pair is serving      \*- Second player of pair is serving      No. Number



## Detailed Team Match Results

チームの試合結果詳細

Republic of Korea (KOR) 2 - 1 Brazil (BRA)

Match 2: SEO Su Yeon (KOR) 1-3 da SILVA OLIVEIRA Catia Cristina (BRA)

Match Summary		Match	Game 1	Game 2	Game 3	Game 4	Game 5
SEO Su Yeon	KOR	1	8	11	8	8	
da SILVA OLIVEIRA Catia Cristina	BRA	3	11	7	11	11	
Duration		31min	6min	6min	7min	7min	

Team Match No.: 4 Table : 8 Umpires : RIVERO Ernesto (VEN) HERMANS Michel (BEL)

Player Statistics	SEO Su Yeon (KOR)						da SILVA OLIVEIRA (BRA)					
	Game					Match	Game					Match
	1	2	3	4	5		1	2	3	4	5	
Points won	8	11	8	8		35	11	7	11	11		40
Biggest lead	2	5	1	2		5	3	-	4	3		4
Points won on own serve	4	6	3	6		19	6	3	5	7		21
Points lost on own serve	5	4	6	4		19	4	5	5	2		16
Most consecutive points won	4	3	2	3		4	3	3	4	4		4
Greatest deficit overcome	-	-	-	-		-	2	-	1	2		2
Handedness/Grip	/						/					

Game/Match Statistics	Game					Match
	1	2	3	4	5	
Longest rally (strokes)	11	12	9	10		12
Average rally	4	6	4	5		5

### Game Progress

1	SEO Su Yeon (KOR)	0	1	*1	1	1	2	*3	4	5	5	*5	5	6	6	*6	6	7	7	*8	8
	da SILVA OLIVEIRA Catia Cristina (BRA)	*0	0	1	2	*3	3	3	3	*3	4	5	6	*6	7	8	9	*9	10	10	11
2	SEO Su Yeon (KOR)	*0	1	1	2	*3	4	4	5	*6	6	7	8	*8	9	9	9	*9	10	11	
	da SILVA OLIVEIRA Catia Cristina (BRA)	0	0	*1	1	1	1	*2	2	2	3	*3	3	4	4	*5	6	7	7	7	
3	SEO Su Yeon (KOR)	0	1	*1	2	2	2	*3	3	4	4	*4	4	4	5	*5	6	6	7	*8	8
	da SILVA OLIVEIRA Catia Cristina (BRA)	*0	0	1	1	*2	3	3	4	*4	5	6	7	*8	8	9	9	*10	10	10	11
4	SEO Su Yeon (KOR)	*0	1	2	2	*2	3	3	3	*4	5	6	6	*6	6	7	8	*8	8	8	8
	da SILVA OLIVEIRA Catia Cristina (BRA)	0	0	*0	1	2	2	*3	4	4	4	*4	5	6	7	*7	7	8	9	*10	11

### Note:

The "Greatest deficit overcome" only applies when the player ends up winning the game.

### Legend:

\* Server

No. Number



## Detailed Team Match Results

チームの試合結果詳細

Republic of Korea (KOR) 2 - 1 Brazil (BRA)

Match 3: YOON Jiyu (KOR) 3-0 AMARAL SANTOS Marliane (BRA)

Match Summary		Match	Game 1	Game 2	Game 3	Game 4	Game 5
YOON Jiyu	KOR	3	13	11	11		
AMARAL SANTOS Marliane	BRA	0	11	5	1		
Duration		20min	10min	5min	6min		

Team Match No.: 4 Table : 8 Umpires : RIVERO Ernesto (VEN) HERMANS Michel (BEL)

Player Statistics	YOON Jiyu (KOR)						AMARAL SANTOS Marliane (BRA)					
	Game					Match	Game					Match
	1	2	3	4	5		1	2	3	4	5	
Points won	13	11	11			35	11	5	1			17
Biggest lead	2	6	10			10	3	1	-			3
Points won on own serve	5	6	6			17	4	3	1			8
Points lost on own serve	7	2	0			9	8	5	5			18
Most consecutive points won	3	6	7			7	3	2	1			3
Greatest deficit overcome	3	1	-			3	-	-	-			-
Handedness/Grip	/						/					

Game/Match Statistics	Game					Match
	1	2	3	4	5	
Longest rally (strokes)	14	9	6			14
Average rally	5	4	3			4

### Game Progress

1	YOON Jiyu (KOR)	*0	0	0	0	*1	2	2	2	*3	4	4	5	*5	5	6	7	*8	8	9	10	*10	10	*11
	AMARAL SANTOS Marliane (BRA)	0	1	*2	3	3	*4	5	5	5	*6	6	7	8	*8	8	8	9	*9	9	10	*11	11	
			12	13																				
			*11	11																				
2	YOON Jiyu (KOR)	0	0	*1	2	2	3	*3	3	4	5	*5	6	7	8	*9	10	11						
	AMARAL SANTOS Marliane (BRA)	*0	1	1	1	*2	2	3	4	*4	4	5	5	*5	5	5	5	5						
3	YOON Jiyu (KOR)	*0	1	2	3	*4	5	6	7	*7	8	9	10	11										
	AMARAL SANTOS Marliane (BRA)	0	0	*0	0	0	0	*0	0	1	1	*1	1	1										

### Note:

The "Greatest deficit overcome" only applies when the player ends up winning the game.

### Legend:

\* Server

No. Number



## Detailed Team Match Results

チームの試合結果詳細

People's Republic of China (CHN) 2 - 1 Italy (ITA)

Team Match No.: 5 Table : 6 Umpires : BYSTRICAN Marian (SVK) BOGREN Ingrid (SWE)

Match 1			Match	Game 1	Game 2	Game 3	Game 4	Game 5
A/B	LI Q / XUE J	CHN	1	11	3	7	8	
X/Y	BRUNELLI M / ROSSI G	ITA	3	2	11	11	11	
Duration of Match 1:			31min	5min	5min	8min	8min	

Match 2			Match	Game 1	Game 2	Game 3	Game 4	Game 5
A	LI Qian	CHN	3	13	11	12		
X	BRUNELLI Michela	ITA	0	11	3	10		
Duration of Match 2:			18min	6min	4min	7min		

Match 3			Match	Game 1	Game 2	Game 3	Game 4	Game 5
B	XUE Juan	CHN	3	11	11	11		
Y	ROSSI Giada	ITA	0	1	8	7		
Duration of Match 3:			23min	4min	9min	7min		

Duration of Team Match	1h19min
------------------------	---------

Player Statistics	People's Republic of China (CHN)				Italy (ITA)			
	Match			Team Match	Match			Team Match
	1	2	3		1	2	3	
Points won	29	36	33	98	35	24	16	75
Biggest lead	9	8	10	10	8	1	4	8
Points won on own serve	15	21	20	56	18	16	11	45
Points lost on own serve	17	8	5	30	14	15	13	42
Most consecutive points won	7	5	6	7	5	3	4	5
Greatest deficit overcome	-	1	4	4	1	-	-	1

Match/Team Match Statistics	Match			Team Match
	1	2	3	
Longest rally (strokes)	9	8	9	9
Average rally	3	3	3	3

### Note:

The "Greatest deficit overcome" only applies when the player/pair ends up winning the game.

### Legend:

No. Number



## Detailed Team Match Results

チームの試合結果詳細

People's Republic of China (CHN) 2 - 1 Italy (ITA)

### Match 1:

LI Qian (CHN) 1-3 BRUNELLI Michela (ITA)  
XUE Juan (CHN) ROSSI Giada (ITA)

Match Summary		Match	Game 1	Game 2	Game 3	Game 4	Game 5
LI Qian / XUE J	CHN	1	11	3	7	8	
BRUNELLI Michela / ROSSI G	ITA	3	2	11	11	11	
	Duration	31min	5min	5min	8min	8min	

Team Match No.: 5 Table : 6 Umpires : BYSTRICAN Marian (SVK) BOGREN Ingrid (SWE)

Player Statistics	LI Q / XUE J (CHN)						Match	BRUNELLI M / ROSSI G (ITA)						Match
	Game					Match		Game					Match	
	1	2	3	4	5			1	2	3	4	5		
Points won	11	3	7	8		29	2	11	11	11		35		
Biggest lead	9	1	1	1		9	-	8	4	4		8		
Points won on own serve	6	0	5	4		15	1	5	6	6		18		
Points lost on own serve	1	6	5	5		17	5	3	2	4		14		
Most consecutive points won	7	1	2	3		7	2	4	4	5		5		
Greatest deficit overcome	-	-	-	-		-	-	1	1	1		1		
Handedness/Grip	/ - /							/ - /						

Game/Match Statistics	Game					Match
	1	2	3	4	5	
Longest rally (strokes)	9	7	7	7		9
Average rally	4	3	3	3		3

### Game Progress

1	LI Q / XUE J (CHN)	*-0	1	2	3	*-4	5	6	7	*-7	7	8	9	*-10	11
	BRUNELLI M / ROSSI G (ITA)	0	0	*-0	0	0	-*0	0	1	2	*-2	2	2	2	2
2	LI Q / XUE J (CHN)	0	1	*-1	1	1	2	*-2	2	2	2	*-3	3	3	3
	BRUNELLI M / ROSSI G (ITA)	*-0	0	1	2	*-3	3	4	5	*-6	7	7	8	*-9	10
3	LI Q / XUE J (CHN)	*-0	1	1	1	*-2	3	3	3	*-3	4	5	5	*-6	6
	BRUNELLI M / ROSSI G (ITA)	0	0	*-1	2	2	2	*-3	4	5	5	*-5	6	6	7
4	LI Q / XUE J (CHN)	0	1	*-1	2	2	2	*-2	2	2	3	*-3	4	5	6
	BRUNELLI M / ROSSI G (ITA)	*-0	0	1	1	*-2	3	4	5	*-6	6	7	7	*-7	8

### Note:

The "Greatest deficit overcome" only applies when the pair ends up winning the game.

### Legend:

\*- First player of pair is serving      \*- Second player of pair is serving      No. Number



## Detailed Team Match Results

チームの試合結果詳細

People's Republic of China (CHN) 2 - 1 Italy (ITA)

Match 2: LI Qian (CHN) 3-0 BRUNELLI Michela (ITA)

Match Summary		Match	Game 1	Game 2	Game 3	Game 4	Game 5
LI Qian	CHN	3	13	11	12		
BRUNELLI Michela	ITA	0	11	3	10		
	Duration	18min	6min	4min	7min		

Team Match No.: 5 Table : 6 Umpires : BYSTRICAN Marian (SVK) BOGREN Ingrid (SWE)

Player Statistics	LI Qian (CHN)						BRUNELLI Michela (ITA)					
	Game					Match	Game					Match
	1	2	3	4	5		1	2	3	4	5	
Points won	13	11	12			36	11	3	10			24
Biggest lead	3	8	5			8	1	-	1			1
Points won on own serve	8	5	8			21	7	2	7			16
Points lost on own serve	4	1	3			8	5	6	4			15
Most consecutive points won	3	5	5			5	3	2	3			3
Greatest deficit overcome	1	-	1			1	-	-	-			-
Handedness/Grip	/						/					

Game/Match Statistics	Game					Match
	1	2	3	4	5	
Longest rally (strokes)	8	5	6			8
Average rally	3	3	3			3

### Game Progress

1	LI Qian (CHN)	*0	1	2	3	*3	3	4	4	*5	6	6	6	*6	7	7	8	*8	9	9	9	*10	11	*11
	BRUNELLI Michela (ITA)	0	0	*0	0	1	2	*2	3	3	3	*4	5	6	6	*7	7	8	8	*9	10	10	*10	11
			12	13																				
			*11	11																				
2	LI Qian (CHN)	0	1	*2	3	4	4	*4	5	6	7	*8	9	9	10	11								
	BRUNELLI Michela (ITA)	*0	0	0	0	*0	1	2	2	*2	2	2	2	*3	3	3								
3	LI Qian (CHN)	*0	0	1	2	*3	4	5	5	*6	7	7	7	*7	8	9	9	*9	10	10	10	*10	11	12
	BRUNELLI Michela (ITA)	0	1	*1	1	1	1	*1	2	2	2	*3	4	5	5	*5	6	7	7	*8	9	10	*10	10

### Note:

The "Greatest deficit overcome" only applies when the player ends up winning the game.

### Legend:

\* Server No. Number



## Detailed Team Match Results

チームの試合結果詳細

People's Republic of China (CHN) 2 - 1 Italy (ITA)

Match 3: XUE Juan (CHN) 3-0 ROSSI Giada (ITA)

Match Summary		Match	Game 1	Game 2	Game 3	Game 4	Game 5
XUE Juan	CHN	3	11	11	11		
ROSSI Giada	ITA	0	1	8	7		
Duration		23min	4min	9min	7min		

Team Match No.: 5 Table : 6 Umpires : BYSTRICAN Marian (SVK) BOGREN Ingrid (SWE)

Player Statistics	XUE Juan (CHN)						ROSSI Giada (ITA)					
	Game					Match	Game					Match
	1	2	3	4	5		1	2	3	4	5	
Points won	11	11	11			33	1	8	7			16
Biggest lead	10	3	4			10	-	1	4			4
Points won on own serve	6	7	7			20	1	6	4			11
Points lost on own serve	0	2	3			5	5	4	4			13
Most consecutive points won	6	3	4			6	1	2	4			4
Greatest deficit overcome	-	1	4			4	-	-	-			-
Handedness/Grip	/						/					

Game/Match Statistics	Game					Match
	1	2	3	4	5	
Longest rally (strokes)	5	6	9			9
Average rally	3	3	4			3

### Game Progress

1	XUE Juan (CHN)	*0	1	2	3	*4	5	6	6	*7	8	9	10	11							
	ROSSI Giada (ITA)	0	0	*0	0	0	0	*0	1	1	1	*1	1	1							
2	XUE Juan (CHN)	0	0	*1	2	2	2	*3	4	5	5	*5	6	6	7	*7	8	9	9	*10	11
	ROSSI Giada (ITA)	*0	1	1	1	*2	3	3	3	*3	4	5	5	*6	6	7	7	*7	8	8	8
3	XUE Juan (CHN)	*0	0	0	0	*0	1	2	3	*4	4	5	6	*6	7	8	9	*9	10	11	
	ROSSI Giada (ITA)	0	1	*2	3	4	4	*4	4	4	5	*5	5	6	6	*6	6	7	7	7	

### Note:

The "Greatest deficit overcome" only applies when the player ends up winning the game.

### Legend:

\* Server

No. Number





## Detailed Team Match Results

チームの試合結果詳細

Croatia (CRO) 0 - 2 Republic of Korea (KOR)

Team Match No.: 6 Table : 8 Umpires : HIGASHIJIMA Masae (JPN) FUKUDA Tomoko (JPN)

Match 1		Match	Game 1	Game 2	Game 3	Game 4	Game 5
A/B	MUZINIC A / DRETAR KARIC H	CRO	1	7	9	11	7
X/Y	YOON J / LEE MG	KOR	3	11	11	7	11
Duration of Match 1:			35min	6min	9min	9min	8min

Match 2		Match	Game 1	Game 2	Game 3	Game 4	Game 5
A	MUZINIC Andela	CRO	0	7	9	4	
X	YOON Jiyu	KOR	3	11	11	11	
Duration of Match 2:			22min	6min	8min	6min	

Duration of Team Match	1h6min
------------------------	--------

Player Statistics	Croatia (CRO)			Team Match	Republic of Korea (KOR)			Team Match
	Match				Match			
	1	2	3		1	2	3	
Points won	34	20		54	40	33		73
Biggest lead	4	1		4	7	7		7
Points won on own serve	19	11		30	23	16		39
Points lost on own serve	17	17		34	15	9		24
Most consecutive points won	4	3		4	7	5		7
Greatest deficit overcome	1	-		1	1	1		1

Match/Team Match Statistics	Match			Team Match
	1	2	3	
Longest rally (strokes)	19	21		21
Average rally	5	6		6

**Note:**

The "Greatest deficit overcome" only applies when the player/pair ends up winning the game.

**Legend:**

No. Number



## Detailed Team Match Results

チームの試合結果詳細

Croatia (CRO) 0 - 2 Republic of Korea (KOR)

### Match 1:

MUZINIC Andela / DRETAR KARIC Helena (CRO) 1-3 YOON Jiyu / LEE Mi Gy (KOR)

Match Summary		Match	Game 1	Game 2	Game 3	Game 4	Game 5
MUZINIC Andela / DRETAR KARIC H	CRO	1	7	9	11	7	
YOON Jiyu / LEE MG	KOR	3	11	11	7	11	
Duration		35min	6min	9min	9min	8min	

Team Match No.: 6 Table : 8 Umpires : HIGASHIJIMA Masae (JPN) FUKUDA Tomoko (JPN)

Player Statistics	MUZINIC A / DRETAR KARIC H (CRO)						YOON J / LEE MG (KOR)					
	Game					Match	Game					Match
	1	2	3	4	5		1	2	3	4	5	
Points won	7	9	11	7		34	11	11	7	11		40
Biggest lead	-	1	4	1		4	7	2	1	4		7
Points won on own serve	3	7	6	3		19	6	8	5	4		23
Points lost on own serve	5	3	2	7		17	4	2	5	4		15
Most consecutive points won	4	2	4	1		4	7	3	2	3		7
Greatest deficit overcome	-	-	1	-		1	-	1	-	1		1
Handedness/Grip	/ - /						/ - /					

Game/Match Statistics	Game					Match
	1	2	3	4	5	
Longest rally (strokes)	10	19	12	14		19
Average rally	5	6	6	5		5

### Game Progress

1	MUZINIC A / DRETAR KARIC H (CRO)	0	0	*-1	1	1	1	*-1	1	1	1	*-2	3	4	5	*-5	5	6	7	7		
	YOON J / LEE MG (KOR)	*-0	1	1	2	*-3	4	5	6	*-7	8	8	8	*-8	8	9	10	*-10	10	11		
2	MUZINIC A / DRETAR KARIC H (CRO)	*-0	1	1	1	*-1	2	3	3	*-4	5	5	5	*-5	6	6	7	*-7	8	9	9	9
	YOON J / LEE MG (KOR)	0	0	*-1	2	3	3	*-3	4	4	4	*-5	6	7	7	*-8	8	9	9	*-9	10	11
3	MUZINIC A / DRETAR KARIC H (CRO)	0	0	*-1	2	3	4	*-4	4	5	6	*-6	6	7	8	*-8	9	10	10	11		
	YOON J / LEE MG (KOR)	*-0	1	1	1	*-1	1	2	3	*-3	3	4	5	*-5	5	6	6	*-6	7	7		
4	MUZINIC A / DRETAR KARIC H (CRO)	*-0	1	1	2	*-2	3	3	4	*-4	5	5	5	*-6	6	6	6	*-7	7	7		
	YOON J / LEE MG (KOR)	0	0	*-1	1	2	2	*-3	3	4	4	*-5	6	6	7	*-8	9	9	10	11		

### Note:

The "Greatest deficit overcome" only applies when the pair ends up winning the game.

### Legend:

\*- First player of pair is serving      \*- Second player of pair is serving      No. Number



## Detailed Team Match Results

チームの試合結果詳細

Croatia (CRO) 0 - 2 Republic of Korea (KOR)

Match 2: MUZINIC Andela (CRO) 0-3 YOON Jiyu (KOR)

Match Summary		Match	Game 1	Game 2	Game 3	Game 4	Game 5
MUZINIC Andela	CRO	0	7	9	4		
YOON Jiyu	KOR	3	11	11	11		
Duration		22min	6min	8min	6min		

Team Match No.: 6 Table : 8 Umpires : HIGASHIJIMA Masae (JPN) FUKUDA Tomoko (JPN)

Player Statistics	MUZINIC Andela (CRO)						YOON Jiyu (KOR)					
	Game					Match	Game					Match
	1	2	3	4	5		1	2	3	4	5	
Points won	7	9	4			20	11	11	11			33
Biggest lead	-	1	-			1	6	2	7			7
Points won on own serve	5	4	2			11	6	5	5			16
Points lost on own serve	5	6	6			17	2	5	2			9
Most consecutive points won	3	2	1			3	5	3	4			5
Greatest deficit overcome	-	-	-			-	-	1	-			1
Handedness/Grip	/						/					

Game/Match Statistics	Game					Match
	1	2	3	4	5	
Longest rally (strokes)	13	21	16			21
Average rally	5	7	6			6

### Game Progress

1	MUZINIC Andela (CRO)	*0	0	0	1	*1	1	1	1	*1	2	3	3	*4	5	6	6	*6	7	7		
	YOON Jiyu (KOR)	0	1	*2	2	3	4	*5	6	7	7	*7	8	8	8	*8	9	10	10	11		
2	MUZINIC Andela (CRO)	0	0	*1	1	2	3	*3	4	4	5	*5	6	6	6	*7	7	8	9	*9	9	9
	YOON Jiyu (KOR)	*0	1	1	2	*2	2	3	3	*4	4	5	5	*6	7	7	8	*8	8	9	10	11
3	MUZINIC Andela (CRO)	*0	0	0	0	*1	1	2	2	*2	3	3	4	*4	4	4	4					
	YOON Jiyu (KOR)	0	1	*2	3	3	4	*4	5	6	6	*7	7	8	9	*10	11					

### Note:

The "Greatest deficit overcome" only applies when the player ends up winning the game.

### Legend:

\* Server

No. Number



## Detailed Team Match Results

チームの試合結果詳細

Republic of Korea (KOR) 0 - 2 China (CHN)

Team Match No.: 7 Table : 6 Umpires : GRIAZNOVA Liudmila (RUS) FERREIRA Maria (BRA)

Match 1			Match	Game 1	Game 2	Game 3	Game 4	Game 5
A/B	YOON J / LEE MG	KOR	2	11	11	7	9	9
X/Y	XUE J / LI Q	CHN	3	6	9	11	11	11
Duration of Match 1:			42min	6min	6min	7min	7min	9min

Match 2			Match	Game 1	Game 2	Game 3	Game 4	Game 5
A	YOON Jiyu	KOR	2	13	11	11	5	7
X	XUE Juan	CHN	3	15	2	6	11	11
Duration of Match 2:			36min	10min	5min	6min	6min	8min

Duration of Team Match	1h30min
------------------------	---------

Player Statistics	Republic of Korea (KOR)			Team Match	China (CHN)			Team Match
	Match				Match			
	1	2	3		1	2	3	
Points won	47	47		94	48	45		93
Biggest lead	5	9		9	5	7		7
Points won on own serve	21	22		43	23	20		43
Points lost on own serve	25	25		50	26	25		51
Most consecutive points won	4	7		7	7	6		7
Greatest deficit overcome	1	1		1	3	1		3

Match/Team Match Statistics	Match			Team Match
	1	2	3	
Longest rally (strokes)	24	31		31
Average rally	7	7		7

**Note:**

The "Greatest deficit overcome" only applies when the player/pair ends up winning the game.

**Legend:**

No. Number



## Detailed Team Match Results

チームの試合結果詳細

Republic of Korea (KOR) 0 - 2 China (CHN)

### Match 1:

YOON Jiyu (KOR) 2-3 XUE Juan (CHN)  
LEE Mi Gyu (KOR) LI Qian (CHN)

Match Summary		Match	Game 1	Game 2	Game 3	Game 4	Game 5
YOON Jiyu / LEE MG	KOR	2	11	11	7	9	9
XUE Juan / LI Q	CHN	3	6	9	11	11	11
Duration		42min	6min	6min	7min	7min	9min

Team Match No.: 7 Table : 6 Umpires : GRIAZNOVA Liudmila (RUS) FERREIRA Maria (BRA)

Player Statistics	YOON J / LEE MG (KOR)						XUE J / LI Q (CHN)					
	Game					Match	Game					Match
	1	2	3	4	5		1	2	3	4	5	
Points won	11	11	7	9	9	47	6	9	11	11	11	48
Biggest lead	5	2	-	3	-	5	1	1	4	5	4	5
Points won on own serve	5	5	2	4	5	21	3	4	5	5	6	23
Points lost on own serve	3	5	6	6	5	25	6	6	5	5	4	26
Most consecutive points won	4	2	2	4	3	4	3	2	4	7	4	7
Greatest deficit overcome	1	1	-	-	-	1	-	-	-	3	-	3
Handedness/Grip	/ - /						/ - /					

Game/Match Statistics	Game					Match
	1	2	3	4	5	
Longest rally (strokes)	24	12	18	21	20	24
Average rally	8	5	8	7	8	7

### Game Progress

1	YOON J / LEE MG (KOR)	0	1	*-1	1	2	3	*-4	5	5	5	*-5	6	7	8	*-9	9	10	11			
	XUE J / LI Q (CHN)	*-0	0	1	2	*-2	2	2	2	*-3	4	5	5	*-5	5	5	6	*-6	6			
2	YOON J / LEE MG (KOR)	*-0	0	1	2	*-2	2	3	3	*-4	4	5	5	*-6	7	7	8	*-8	9	9	10	11
	XUE J / LI Q (CHN)	0	1	*-1	1	2	3	*-3	4	4	5	*-5	6	6	6	*-7	7	8	8	*-9	9	9
3	YOON J / LEE MG (KOR)	0	0	*-1	1	1	1	*-1	2	2	3	*-4	4	5	5	*-6	6	6	7	7		
	XUE J / LI Q (CHN)	*-0	1	1	2	*-3	4	5	5	*-6	6	6	7	*-7	8	8	9	*-10	10	11		
4	YOON J / LEE MG (KOR)	*-0	1	2	3	*-3	3	3	4	*-5	5	5	5	*-5	5	5	5	*-6	7	8	9	9
	XUE J / LI Q (CHN)	0	0	*-0	0	1	2	*-3	3	3	4	*-5	6	7	8	*-9	10	10	10	*-10	10	11
5	YOON J / LEE MG (KOR)	0	0	*-0	0	0	1	*-2	3	3	3	*-3	4	5	6	*-6	7	7	7	*-8	9	9
	XUE J / LI Q (CHN)	*-0	1	2	3	*-4	4	4	4	*-5	6	7	7	*-7	7	8	8	*-9	10	10	10	11

#### Note:

The "Greatest deficit overcome" only applies when the pair ends up winning the game.

#### Legend:

\*- First player of pair is serving      \*- Second player of pair is serving      No. Number



## Detailed Team Match Results

チームの試合結果詳細

Republic of Korea (KOR) 0 - 2 China (CHN)

Match 2: YOON Jiyu (KOR) 2-3 XUE Juan (CHN)

Match Summary		Match	Game 1	Game 2	Game 3	Game 4	Game 5
YOON Jiyu	KOR	2	13	11	11	5	7
XUE Juan	CHN	3	15	2	6	11	11
Duration		36min	10min	5min	6min	6min	8min

Team Match No.: 7 Table : 6 Umpires : GRIAZNOVA Liudmila (RUS) FERREIRA Maria (BRA)

Player Statistics	YOON Jiyu (KOR)						XUE Juan (CHN)					
	Game					Match	Game					Match
	1	2	3	4	5		1	2	3	4	5	
Points won	13	11	11	5	7	47	15	2	6	11	11	45
Biggest lead	1	9	6	-	1	9	4	1	-	7	4	7
Points won on own serve	4	6	7	3	2	22	5	2	4	6	3	20
Points lost on own serve	10	0	2	5	8	25	9	5	4	2	5	25
Most consecutive points won	3	7	5	3	2	7	3	1	2	6	3	6
Greatest deficit overcome	-	1	-	-	-	1	1	-	-	-	1	1
Handedness/Grip	/						/					

Game/Match Statistics	Game					Match
	1	2	3	4	5	
Longest rally (strokes)	27	19	21	23	31	31
Average rally	6	8	8	7	8	7

### Game Progress

1	YOON Jiyu (KOR)	*0	0	0	1	*1	1	1	2	*3	4	4	5	*5	6	7	7	*8	8	8	9	*10	11	*11
	XUE Juan (CHN)	0	1	*2	2	3	4	*5	5	5	5	*6	6	7	7	*7	8	8	9	*10	10	10	*10	11
		11	*12	12	*13	13	13																	
		*12	12	*13	13	*14	15																	
2	YOON Jiyu (KOR)	0	0	*1	2	3	4	*5	6	7	7	*8	9	10	11									
	XUE Juan (CHN)	*0	1	1	1	*1	1	1	1	*1	2	2	2	*2	2									
3	YOON Jiyu (KOR)	*0	1	1	2	*3	4	5	6	*6	7	8	8	*9	9	10	10	*10	11					
	XUE Juan (CHN)	0	0	*1	1	1	1	*1	1	2	2	*2	3	3	4	*4	5	6	6					
4	YOON Jiyu (KOR)	0	0	*0	0	0	0	*0	1	2	2	*2	2	3	4	*5	5	5						
	XUE Juan (CHN)	*0	1	2	3	*4	5	6	6	*6	7	8	9	*9	9	9	10	11						
5	YOON Jiyu (KOR)	*0	1	1	1	*1	2	2	3	*3	3	3	4	*5	5	5	6	*7	7	7				
	XUE Juan (CHN)	0	0	*1	2	3	3	*4	4	5	6	*7	7	7	8	*9	9	9	10	11				

### Note:

The "Greatest deficit overcome" only applies when the player ends up winning the game.

### Legend:

\* Server

No. Number



## Player Statistics

プレーヤーの統計

As of THU 2 SEP 2021

Players	NPC Code	Matches				Games				Match Duration		
		Played	Won	Lost	%Won	Played	Won	Lost	%Won	All	Average	
AMARAL SANTOS Marliane	BRA	1	0	1	0%	3	0	3	0%	20min	20min	
		Points Won				Points Lost						
		Total	Own Serve: 8			Most Consecutive: 3		Total	Own Serve: 18			Most Consecutive: 7
		17	Opp. Serve: 9			GDO: 0		35	Opp. Serve: 17			GLL: 3
ASAYUT Dararat	THA	1	0	1	0%	5	2	3	40%	48min	48min	
		Points Won				Points Lost						
		Total	Own Serve: 21			Most Consecutive: 5		Total	Own Serve: 22			Most Consecutive: 7
		39	Opp. Serve: 18			GDO: 2		50	Opp. Serve: 28			GLL: 2
BOOTWANSIRINA C	THA	1	0	1	0%	3	0	3	0%	16min	16min	
		Points Won				Points Lost						
		Total	Own Serve: 7			Most Consecutive: 3		Total	Own Serve: 17			Most Consecutive: 6
		13	Opp. Serve: 6			GDO: 0		33	Opp. Serve: 16			GLL: 2
BRUNELLI Michela	ITA	2	1	1	50%	6	3	3	50%	34min	17min	
		Points Won				Points Lost						
		Total	Own Serve: 32			Most Consecutive: 6		Total	Own Serve: 21			Most Consecutive: 5
		57	Opp. Serve: 25			GDO: 2		49	Opp. Serve: 28			GLL: 1
da SILVA OLIVEIRA	BRA	1	1	0	100%	4	3	1	75%	31min	31min	
		Points Won				Points Lost						
		Total	Own Serve: 21			Most Consecutive: 4		Total	Own Serve: 16			Most Consecutive: 4
		40	Opp. Serve: 19			GDO: 2		35	Opp. Serve: 19			GLL: 0
DUMAN Hatice	TUR	1	0	1	0%	3	0	3	0%	26min	26min	
		Points Won				Points Lost						
		Total	Own Serve: 17			Most Consecutive: 3		Total	Own Serve: 17			Most Consecutive: 6
		29	Opp. Serve: 12			GDO: 0		37	Opp. Serve: 20			GLL: 2
GARRONE Maria	ARG	1	0	1	0%	3	0	3	0%	13min	13min	
		Points Won				Points Lost						
		Total	Own Serve: 8			Most Consecutive: 3		Total	Own Serve: 16			Most Consecutive: 5
		15	Opp. Serve: 7			GDO: 0		33	Opp. Serve: 17			GLL: 3



## Player Statistics

プレーヤーの統計

As of THU 2 SEP 2021

Players	NPC Code	Matches				Games				Match Duration	
		Played	Won	Lost	%Won	Played	Won	Lost	%Won	All	Average
LI Qian	CHN	1	1	0	100%	3	3	0	100%	18min	18min
		Points Won				Points Lost					
		Total	Own Serve:	21	Most Consecutive:	5	Total	Own Serve:	8	Most Consecutive:	3
		36	Opp. Serve:	15	GDO:	1	24	Opp. Serve:	16	GLL:	0
LIU Jing	CHN	1	1	0	100%	3	3	0	100%	13min	13min
		Points Won				Points Lost					
		Total	Own Serve:	17	Most Consecutive:	5	Total	Own Serve:	7	Most Consecutive:	3
		33	Opp. Serve:	16	GDO:	3	15	Opp. Serve:	8	GLL:	0
MUZINIC Andela	CRO	2	1	1	50%	6	3	3	50%	48min	24min
		Points Won				Points Lost					
		Total	Own Serve:	31	Most Consecutive:	6	Total	Own Serve:	29	Most Consecutive:	5
		57	Opp. Serve:	26	GDO:	2	62	Opp. Serve:	33	GLL:	1
ROSSI Giada	ITA	2	1	1	50%	8	3	5	38%	1h11min	36min
		Points Won				Points Lost					
		Total	Own Serve:	39	Most Consecutive:	7	Total	Own Serve:	31	Most Consecutive:	6
		66	Opp. Serve:	27	GDO:	2	72	Opp. Serve:	41	GLL:	4
SEO Su Yeon	KOR	1	0	1	0%	4	1	3	25%	31min	31min
		Points Won				Points Lost					
		Total	Own Serve:	19	Most Consecutive:	4	Total	Own Serve:	19	Most Consecutive:	4
		35	Opp. Serve:	16	GDO:	0	40	Opp. Serve:	21	GLL:	2
XUE Juan	CHN	2	2	0	100%	8	6	2	75%	59min	30min
		Points Won				Points Lost					
		Total	Own Serve:	40	Most Consecutive:	6	Total	Own Serve:	30	Most Consecutive:	7
		78	Opp. Serve:	38	GDO:	4	63	Opp. Serve:	33	GLL:	1
YOON Jiyu	KOR	3	2	1	67%	11	8	3	73%	1h18min	26min
		Points Won				Points Lost					
		Total	Own Serve:	55	Most Consecutive:	7	Total	Own Serve:	43	Most Consecutive:	6
		115	Opp. Serve:	60	GDO:	3	82	Opp. Serve:	39	GLL:	1

**Note:**

The "Greatest deficit overcome" only applies when the player ends up winning the game and "Greatest lead lost" only when losing.

**Legend:**

**GDO** Greatest deficit overcome    **GLL** Greatest lead lost    **Opp.** Opponent's





## Tournament Statistics

トーナメントの統計

As of THU 2 SEP 2021

Statistics	Quarterfinals	Semifinals	Finals	Total
<b>Team Matches</b>				
Total	4	2	1	7
Game Margin: 2:0	2 50%	1 50%	1 100%	4 57%
2:1	2 50%	1 50%		3 43%
Invalid Results Mark				
Duration: Total	5h17min	2h25min	1h30min	9h12min
Longest	1h45min	1h19min	1h30min	1h45min
Shortest	35min	1h6min	1h30min	35min
Average	1h19min	1h13min	1h30min	1h19min
<b>Matches</b>				
Total	10	5	2	17
Game Margin: 3:0	6 60%	3 60%		9 53%
3:1	2 20%	2 40%		4 24%
3:2	2 20%		2 100%	4 24%
Invalid Results Mark				
Duration: Total	4h49min	2h9min	1h18min	8h16min
Longest	48min	35min	42min	48min
Shortest	13min	18min	36min	13min
Average	29min	26min	39min	29min
<b>Games</b>				
Total	36	17	10	63
Point Margin: 11				
10	1 3%	1 6%		2 3%
9	1 3%	1 6%	1 10%	3 5%
8	3 8%	2 12%		5 8%
7	2 6%	1 6%		3 5%
6	2 6%		1 10%	3 5%
5	5 14%		2 20%	7 11%
4	4 11%	6 35%	2 20%	12 19%
3	10 28%	2 12%		12 19%
2	8 22%	4 24%	4 40%	16 25%
Invalid Results Mark				
Duration: Total	4h17min	1h55min	1h10min	7h22min
Longest	13min	9min	10min	13min
Shortest	3min	4min	5min	3min
Average	7min	7min	7min	7min
<b>Points</b>				
Total	650	300	187	1137
Per game	18.06	17.65	18.70	18.05
Most consecutive won	11	7	7	11
Greatest deficit overcome	4	4	3	4
Longest rally	29	21	31	31
Average rally	5	4	7	5

**Note:**

The "Greatest deficit overcome" only applies when the player/pair ends up winning the game.



**Medallists**  
メダリスト

Medal	NPC	Name
GOLD	CHN - People's Republic of China	LI Qian LIU Jing XUE Juan
SILVER	KOR - Republic of Korea	LEE Mi Gyu SEO Su Yeon YOON Jiyu
BRONZE	CRO - Croatia	DRETAR KARIC Helena MUZINIC Andela
	ITA - Italy	BRUNELLI Michela ROSSI Giada



## Entry List by Event

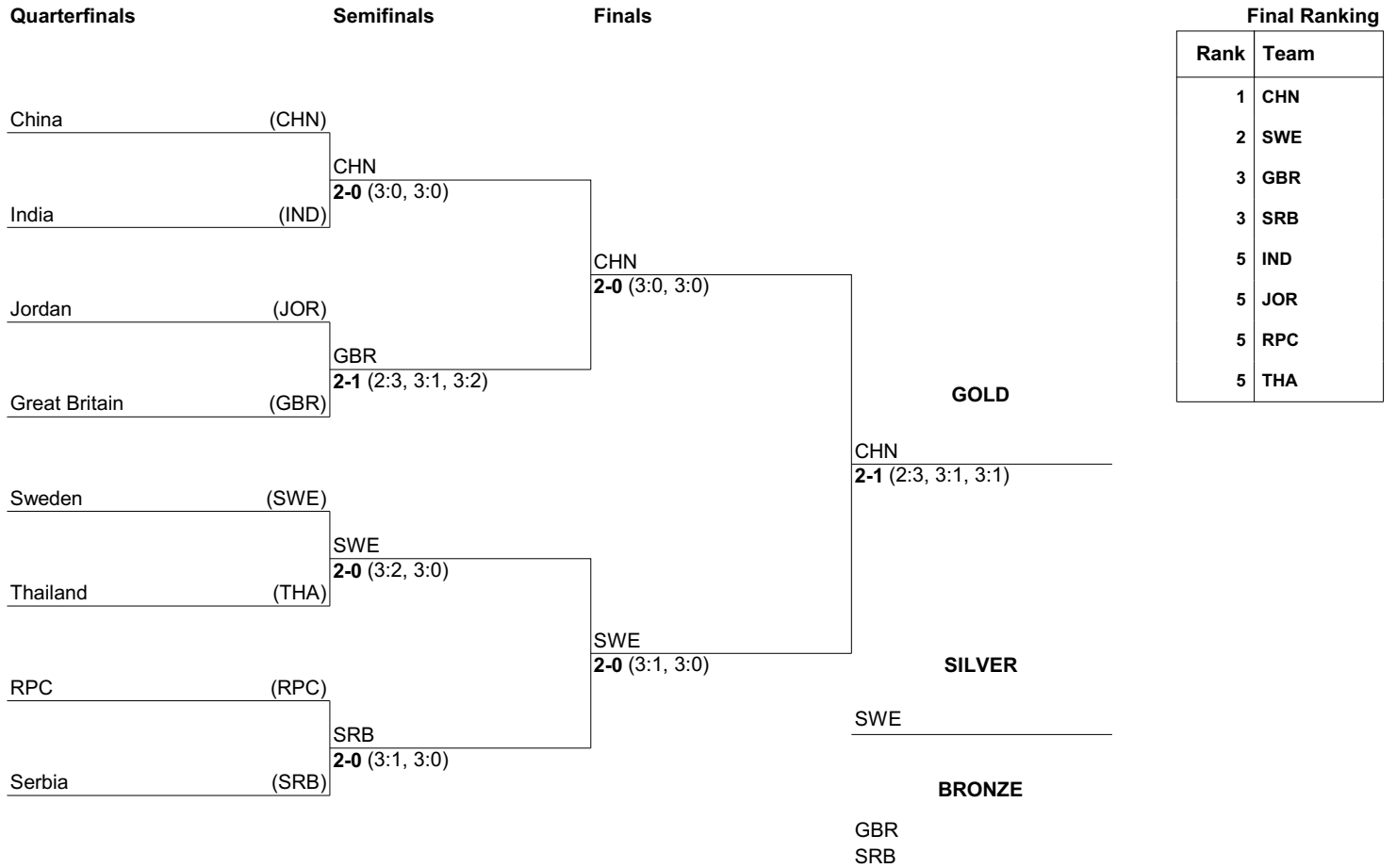
種目別エントリーリスト

As of SUN 22 AUG 2021

NPC	Name	Date of Birth
CHN - People's Republic of China	ZHANG Bian	29 AUG 1986
	ZHANG Miao	8 JUL 1991
	ZHOU Ying	23 DEC 1988
GBR - Great Britain	BAILEY Susan	19 OCT 1972
	SHACKLETON Megan	21 MAR 1999
IND - India	PATEL Bhavinaben Hasmukhbhai	6 NOV 1986
	PATEL Sonalben Manubhai	15 SEP 1987
JOR - Jordan	ABU AWAD Khetam	8 OCT 1974
	ELELIMAT Faten	3 FEB 1994
RPC - RPC	PUSHPASHEVA Nadezhda	29 DEC 1959
	VASILEVA Aleksandra	9 APR 1998
SRB - Serbia	MATIC Nada	10 JUN 1984
	PERIC RANKOVIC Borislava	16 JUN 1972
	PRVULOVIC Ana	23 JUN 1983
SWE - Sweden	AHLQUIST Anna Carin	5 JUN 1972
	LUNDBACK Ingela	11 MAY 1975
THA - Thailand	JAION Wijitra	5 AUG 1989
	SRINGAM Panwas	13 DEC 2001



Draw  
トーナメント表





## Detailed Team Match Results

チームの試合結果詳細

People's Republic of China (CHN) 2 - 0 India (IND)

Team Match No.: 1 Table : 5 Umpires : OH Yong Seng (SGP) RASINEN Asko (FIN)

Match 1			Match	Game 1	Game 2	Game 3	Game 4	Game 5
A/B	ZHOU Y / ZHANG B	CHN	3	11	11	11		
X/Y	PATEL BH / PATEL SM	IND	0	2	4	2		
Duration of Match 1:			13min	4min	4min	4min		

Match 2			Match	Game 1	Game 2	Game 3	Game 4	Game 5
A	ZHOU Ying	CHN	3	11	11	11		
X	PATEL Bhavinaben Hasnmukhbhai	IND	0	4	7	6		
Duration of Match 2:			17min	5min	5min	6min		

Duration of Team Match	33min
------------------------	-------

Player Statistics	People's Republic of China (CHN)				India (IND)			
	Match			Team Match	Match			Team Match
	1	2	3		1	2	3	
Points won	33	33		66	8	17		25
Biggest lead	9	7		9	1	3		3
Points won on own serve	17	14		31	5	6		11
Points lost on own serve	3	11		14	16	19		35
Most consecutive points won	7	9		9	1	3		3
Greatest deficit overcome	1	3		3	-	-		-

Match/Team Match Statistics	Match			Team Match
	1	2	3	
Longest rally (strokes)	12	15		15
Average rally	5	5		5

**Note:**

The "Greatest deficit overcome" only applies when the player/pair ends up winning the game.

**Legend:**

No. Number



## Detailed Team Match Results

チームの試合結果詳細

People's Republic of China (CHN) 2 - 0 India (IND)

### Match 1:

ZHOU Ying (CHN) 3-0 PATEL Bhavinaben Hasmukhbhai (IND)  
ZHANG Bian (CHN) PATEL Sonalben Manubhai (IND)

Match Summary		Match	Game 1	Game 2	Game 3	Game 4	Game 5
ZHOU Ying / ZHANG B	CHN	3	11	11	11		
PATEL Bhavinaben Hasmukhbhai / PATEL SM	IND	0	2	4	2		
	Duration	13min	4min	4min	4min		

Team Match No.: 1 Table : 5 Umpires : OH Yong Seng (SGP) RASINEN Asko (FIN)

Player Statistics	ZHOU Y / ZHANG B (CHN)						PATEL BH / PATEL SM (IND)					
	Game					Match	Game					Match
	1	2	3	4	5		1	2	3	4	5	
Points won	11	11	11			33	2	4	2			8
Biggest lead	9	7	9			9	1	-	-			1
Points won on own serve	6	7	4			17	2	3	0			5
Points lost on own serve	0	1	2			3	5	4	7			16
Most consecutive points won	7	3	7			7	1	1	1			1
Greatest deficit overcome	1	-	-			1	-	-	-			-
Handedness/Grip	/ - /						/ - /					

Game/Match Statistics	Game					Match
	1	2	3	4	5	
Longest rally (strokes)	12	11	8			12
Average rally	6	6	4			5

### Game Progress

1	ZHOU Y / ZHANG B (CHN)	0	0	*-1	2	3	4	*-5	6	7	7	*-8	9	10	11		
	PATEL BH / PATEL SM (IND)	*-0	1	1	1	*-1	1	1	1	*-1	2	2	2	*-2	2		
2	ZHOU Y / ZHANG B (CHN)	*-0	1	2	3	*-3	4	5	6	*-6	7	8	8	*-9	9	10	11
	PATEL BH / PATEL SM (IND)	0	0	*-0	0	1	1	*-1	1	2	2	*-2	3	3	4	*-4	4
3	ZHOU Y / ZHANG B (CHN)	0	1	*-2	3	4	5	*-6	7	7	8	*-9	10	10	11		
	PATEL BH / PATEL SM (IND)	*-0	0	0	0	*-0	0	0	0	*-1	1	1	1	*-2	2		

### Note:

The "Greatest deficit overcome" only applies when the pair ends up winning the game.

### Legend:

\*- First player of pair is serving      \*- Second player of pair is serving      No. Number



## Detailed Team Match Results

チームの試合結果詳細

People's Republic of China (CHN) 2 - 0 India (IND)

Match 2: ZHOU Ying (CHN) 3-0 PATEL Bhavinaben Hasmukhbhai (IND)

Match Summary		Match	Game 1	Game 2	Game 3	Game 4	Game 5
ZHOU Ying	CHN	3	11	11	11		
PATEL Bhavinaben Hasmukhbhai	IND	0	4	7	6		
Duration		17min	5min	5min	6min		

Team Match No.: 1 Table : 5 Umpires : OH Yong Seng (SGP) RASINEN Asko (FIN)

Player Statistics	ZHOU Ying (CHN)						PATEL Bhavinaben Hasmukhbhai (IND)					
	Game					Match	Game					Match
	1	2	3	4	5		1	2	3	4	5	
Points won	11	11	11			33	4	7	6			17
Biggest lead	7	4	5			7	2	2	3			3
Points won on own serve	5	3	6			14	2	0	4			6
Points lost on own serve	2	7	2			11	6	8	5			19
Most consecutive points won	9	4	5			9	2	2	3			3
Greatest deficit overcome	2	2	3			3	-	-	-			-
Handedness/Grip	/						/					

Game/Match Statistics	Game					Match
	1	2	3	4	5	
Longest rally (strokes)	7	15	11			15
Average rally	5	6	5			5

### Game Progress

1	ZHOU Ying (CHN)	0	0	*1	1	1	2	*2	3	4	5	*6	7	8	9	*10	11			
	PATEL Bhavinaben Hasmukhbhai (IND)	*0	1	1	2	*3	3	4	4	*4	4	4	4	*4	4	4	4			
2	ZHOU Ying (CHN)	*0	0	0	1	*2	3	3	4	*5	5	5	6	*7	7	7	8	*9	10	11
	PATEL Bhavinaben Hasmukhbhai (IND)	0	1	*2	2	2	2	*3	3	3	4	*5	5	5	6	*7	7	7	7	7
3	ZHOU Ying (CHN)	0	0	*0	0	1	1	*2	3	4	5	*5	6	6	7	*8	9	10	11	
	PATEL Bhavinaben Hasmukhbhai (IND)	*0	1	2	3	*3	4	4	4	*4	4	5	5	*6	6	6	6	*6	6	

**Note:**  
The "Greatest deficit overcome" only applies when the player ends up winning the game.

**Legend:**  
\* Server No. Number



## Detailed Team Match Results

チームの試合結果詳細

Jordan (JOR) 1 - 2 Great Britain (GBR)

Team Match No.: 2 Table : 6 Umpires : RIVERO Ernesto (VEN) HERMANS Michel (BEL)

Match 1			Match	Game 1	Game 2	Game 3	Game 4	Game 5
A/B	ABU AWAD K / ELELIMAT F	JOR	3	11	7	11	6	11
X/Y	SHACKLETON M / BAILEY S	GBR	2	3	11	8	11	8
Duration of Match 1:			41min	6min	8min	8min	7min	8min

Match 2			Match	Game 1	Game 2	Game 3	Game 4	Game 5
A	ABU AWAD Khetam	JOR	1	9	11	7	7	
X	SHACKLETON Megan	GBR	3	11	9	11	11	
Duration of Match 2:			43min	10min	11min	10min	13min	

Match 3			Match	Game 1	Game 2	Game 3	Game 4	Game 5
B	ELELIMAT Faten	JOR	2	14	8	11	7	5
Y	BAILEY Susan	GBR	3	12	11	2	11	11
Duration of Match 3:			35min	8min	6min	4min	6min	7min

Duration of Team Match	2h6min
------------------------	--------

Player Statistics	Jordan (JOR)				Great Britain (GBR)			
	Match			Team Match	Match			Team Match
	1	2	3		1	2	3	
Points won	46	34	45	125	41	42	47	130
Biggest lead	8	3	9	9	5	5	6	6
Points won on own serve	24	14	21	59	21	18	23	62
Points lost on own serve	20	24	24	68	22	20	24	66
Most consecutive points won	6	5	5	6	4	4	4	4
Greatest deficit overcome	2	2	3	3	1	3	2	3

Match/Team Match Statistics	Match			Team Match
	1	2	3	
Longest rally (strokes)	15	16	11	16
Average rally	5	5	4	4

### Note:

The "Greatest deficit overcome" only applies when the player/pair ends up winning the game.

### Legend:

No. Number





## Detailed Team Match Results

チームの試合結果詳細

Jordan (JOR) 1 - 2 Great Britain (GBR)

### Match 1:

ABU AWAD Khetam / ELELIMAT Faten (JOR) 3-2 SHACKLETON Megan / BAILEY Susan (GBR)

Match Summary		Match	Game 1	Game 2	Game 3	Game 4	Game 5
ABU AWAD Khetam / ELELIMAT F	JOR	3	11	7	11	6	11
SHACKLETON Megan / BAILEY S	GBR	2	3	11	8	11	8
	Duration	41min	6min	8min	8min	7min	8min

Team Match No.: 2 Table : 6 Umpires : RIVERO Ernesto (VEN) HERMANS Michel (BEL)

Player Statistics	ABU AWAD K / ELELIMAT F (JOR)						SHACKLETON M / BAILEY S (GBR)					
	Game					Match	Game					Match
	1	2	3	4	5		1	2	3	4	5	
Points won	11	7	11	6	11	46	3	11	8	11	8	41
Biggest lead	8	1	3	-	3	8	-	4	2	5	1	5
Points won on own serve	6	4	6	3	5	24	1	7	4	6	3	21
Points lost on own serve	2	4	4	5	5	20	5	3	5	3	6	22
Most consecutive points won	6	3	5	2	3	6	1	4	3	4	3	4
Greatest deficit overcome	-	-	2	-	1	2	-	1	-	-	-	1
Handedness/Grip	/ - /						/ - /					

Game/Match Statistics	Game					Match
	1	2	3	4	5	
Longest rally (strokes)	9	11	15	12	11	15
Average rally	4	4	5	4	5	5

### Game Progress

1	ABU AWAD K / ELELIMAT F (JOR)	*-0	1	1	2	*-3	3	4	5	*-5	6	7	8	*-9	10	11					
	SHACKLETON M / BAILEY S (GBR)	0	0	*-1	1	1	2	*-2	2	3	3	*-3	3	3	3	3					
2	ABU AWAD K / ELELIMAT F (JOR)	0	1	*-1	2	2	2	*-2	2	3	3	*-3	4	5	6	*-6	6	6	7	7	
	SHACKLETON M / BAILEY S (GBR)	*-0	0	1	1	*-2	3	4	5	*-5	6	7	7	*-7	7	8	9	*-10	10	11	
3	ABU AWAD K / ELELIMAT F (JOR)	*-0	1	1	1	*-1	2	2	3	*-3	4	5	6	*-6	6	6	7	*-8	9	10	11
	SHACKLETON M / BAILEY S (GBR)	0	0	*-1	2	3	3	*-4	4	5	5	*-5	5	6	7	*-8	8	8	8	*-8	8
4	ABU AWAD K / ELELIMAT F (JOR)	0	0	*-1	1	2	2	*-2	3	3	4	*-4	4	4	4	*-5	6	6	6	6	
	SHACKLETON M / BAILEY S (GBR)	*-0	1	1	2	*-2	3	4	4	*-5	5	6	7	*-8	9	9	9	*-10	11	11	
5	ABU AWAD K / ELELIMAT F (JOR)	*-0	0	1	2	*-2	3	4	4	*-5	5	6	7	*-7	7	7	8	*-9	10	10	11
	SHACKLETON M / BAILEY S (GBR)	0	1	*-1	1	2	2	*-2	3	3	4	*-4	4	5	6	*-7	7	7	7	*-8	8

#### Note:

The "Greatest deficit overcome" only applies when the pair ends up winning the game.

#### Legend:

\*- First player of pair is serving      \*- Second player of pair is serving      No. Number



## Detailed Team Match Results

チームの試合結果詳細

Jordan (JOR) 1 - 2 Great Britain (GBR)

Match 2: ABU AWAD Khetam (JOR) 1-3 SHACKLETON Megan (GBR)

Match Summary		Match	Game 1	Game 2	Game 3	Game 4	Game 5
ABU AWAD Khetam	JOR	1	9	11	7	7	
SHACKLETON Megan	GBR	3	11	9	11	11	
Duration		43min	10min	11min	10min	13min	

Team Match No.: 2 Table : 6 Umpires : RIVERO Ernesto (VEN) HERMANS Michel (BEL)

Player Statistics	ABU AWAD Khetam (JOR)					Match	SHACKLETON Megan (GBR)					Match
	Game						Game					
	1	2	3	4	5		1	2	3	4	5	
Points won	9	11	7	7		34	11	9	11	11		42
Biggest lead	3	3	-	-		3	2	2	5	4		5
Points won on own serve	4	5	4	1		14	5	4	7	2		18
Points lost on own serve	6	5	4	9		24	5	6	3	6		20
Most consecutive points won	5	4	4	2		5	2	4	4	3		4
Greatest deficit overcome	-	2	-	-		2	3	-	-	-		3
Handedness/Grip						/						/

Game/Match Statistics	Game					Match
	1	2	3	4	5	
Longest rally (strokes)	10	12	11	16		16
Average rally	4	5	5	5		5

### Game Progress

1	ABU AWAD Khetam (JOR)	0	0	*1	1	1	2	*3	4	5	6	*6	6	7	7	*7	8	8	8	*9	9	9
	SHACKLETON Megan (GBR)	*0	1	1	2	*3	3	3	3	*3	3	4	5	*5	6	7	7	*8	9	9	10	11
2	ABU AWAD Khetam (JOR)	*0	0	0	1	*2	3	4	4	*5	6	6	7	*7	7	7	7	*8	9	10	10	11
	SHACKLETON Megan (GBR)	0	1	*2	2	2	2	*2	3	3	3	*4	4	5	6	*7	8	8	8	*8	9	9
3	ABU AWAD Khetam (JOR)	0	0	*0	1	1	1	*1	1	2	2	*3	3	4	5	*6	7	7	7	7	7	7
	SHACKLETON Megan (GBR)	*0	1	2	2	*3	4	5	6	*6	7	7	8	*8	8	8	8	*9	10	11	11	11
4	ABU AWAD Khetam (JOR)	*0	0	0	1	*1	1	1	2	*3	3	3	4	*4	5	5	6	*7	7	7	7	7
	SHACKLETON Megan (GBR)	0	1	*2	2	3	4	*5	5	5	6	*7	7	8	8	*9	9	9	10	11	11	11

### Note:

The "Greatest deficit overcome" only applies when the player ends up winning the game.

### Legend:

\* Server No. Number



## Detailed Team Match Results

チームの試合結果詳細

Jordan (JOR) 1 - 2 Great Britain (GBR)

Match 3:

ELELIMAT Faten (JOR) 2-3 BAILEY Susan (GBR)

Match Summary		Match	Game 1	Game 2	Game 3	Game 4	Game 5
ELELIMAT Faten	JOR	2	14	8	11	7	5
BAILEY Susan	GBR	3	12	11	2	11	11
	Duration	35min	8min	6min	4min	6min	7min

Team Match No.: 2 Table : 6 Umpires : RIVERO Ernesto (VEN) HERMANS Michel (BEL)

Player Statistics	ELELIMAT Faten (JOR)						BAILEY Susan (GBR)					
	Game					Match	Game					Match
	1	2	3	4	5		1	2	3	4	5	
Points won	14	8	11	7	5	45	12	11	2	11	11	47
Biggest lead	2	2	9	-	-	9	3	3	-	5	6	6
Points won on own serve	5	3	6	5	2	21	4	5	1	8	5	23
Points lost on own serve	8	6	1	3	6	24	9	5	5	2	3	24
Most consecutive points won	3	2	5	2	2	5	3	2	1	4	4	4
Greatest deficit overcome	3	-	-	-	-	3	-	2	-	-	-	2
Handedness/Grip	/						/					

Game/Match Statistics	Game					Match
	1	2	3	4	5	
Longest rally (strokes)	9	11	7	7	7	11
Average rally	4	3	4	4	4	4

### Game Progress

1	ELELIMAT Faten (JOR)	*0	0	0	1	*2	2	2	2	*3	4	5	5	*5	6	6	7	*8	8	9	9	*10	10	*11
	BAILEY Susan (GBR)	0	1	*2	2	2	3	*4	5	5	5	*5	6	7	7	*8	8	8	9	*9	10	10	*11	11
			11	*12	13	14																		
			*12	12	*12	12																		
2	ELELIMAT Faten (JOR)	0	1	*2	2	2	3	*3	3	4	5	*5	5	6	6	*6	7	7	8	*8	8			8
	BAILEY Susan (GBR)	*0	0	0	1	*2	2	3	4	*4	4	5	6	*6	7	8	8	*9	9	10	10	11		
3	ELELIMAT Faten (JOR)	*0	1	2	2	*3	4	5	6	*7	7	8	9	*10	11									
	BAILEY Susan (GBR)	0	0	*0	1	1	1	*1	1	1	2	*2	2	2	2									
4	ELELIMAT Faten (JOR)	0	0	*0	1	2	2	*2	2	3	3	*4	5	5	5	*5	5	6	7	7				
	BAILEY Susan (GBR)	*0	1	2	2	*2	3	4	5	*5	6	6	6	*7	8	9	10	*10	10	11				
5	ELELIMAT Faten (JOR)	*0	0	1	1	*1	1	1	2	*3	3	3	3	*4	4	5	5	5						
	BAILEY Susan (GBR)	0	1	*1	2	3	4	*5	5	5	6	*7	8	8	9	*9	10	11						

### Note:

The "Greatest deficit overcome" only applies when the player ends up winning the game.

### Legend:

\* Server

No. Number



## Detailed Team Match Results

チームの試合結果詳細

Sweden (SWE) 2 - 0 Thailand (THA)

Team Match No.: 3 Table : 7 Umpires : KHALILI MARANDI Pari (MAS) IGARASHI Kumiko (JPN)

Match 1			Match	Game 1	Game 2	Game 3	Game 4	Game 5
A/B	AHLQUIST AC / LUNDBACK I	SWE	3	11	9	11	7	12
X/Y	JAION W / SRINGAM P	THA	2	8	11	6	11	10
Duration of Match 1:			49min	7min	9min	7min	8min	11min

Match 2			Match	Game 1	Game 2	Game 3	Game 4	Game 5
A	AHLQUIST Anna Carin	SWE	3	12	11	11		
X	JAION Wijittra	THA	0	10	5	7		
Duration of Match 2:			24min	8min	6min	7min		

Duration of Team Match	1h20min
------------------------	---------

Player Statistics	Sweden (SWE)			Team Match	Thailand (THA)			Team Match
	Match				Match			
	1	2	3		1	2	3	
Points won	50	34		84	46	22		68
Biggest lead	5	6		6	4	2		4
Points won on own serve	25	17		42	23	12		35
Points lost on own serve	23	10		33	25	17		42
Most consecutive points won	6	6		6	5	5		5
Greatest deficit overcome	2	2		2	3	-		3

Match/Team Match Statistics	Match			Team Match
	1	2	3	
Longest rally (strokes)	23	18		23
Average rally	7	5		6

**Note:**  
The "Greatest deficit overcome" only applies when the player/pair ends up winning the game.

**Legend:**  
No. Number



## Detailed Team Match Results

チームの試合結果詳細

Sweden (SWE) 2 - 0 Thailand (THA)

### Match 1:

AHLQUIST Anna Carin / LUNDBACK Ingela (SWE) 3-2 JAION Wijittra / SRINGAM Panwas (THA)

Match Summary		Match	Game 1	Game 2	Game 3	Game 4	Game 5
AHLQUIST Anna Carin / LUNDBACK I	SWE	3	11	9	11	7	12
JAION Wijittra / SRINGAM P	THA	2	8	11	6	11	10
	Duration	49min	7min	9min	7min	8min	11min

Team Match No.: 3 Table : 7 Umpires : KHALILI MARANDI Pari (MAS) IGARASHI Kumiko (JPN)

Player Statistics	AHLQUIST AC / LUNDBACK I (SWE)						JAION W / SRINGAM P (THA)					
	Game					Match	Game					Match
	1	2	3	4	5		1	2	3	4	5	
Points won	11	9	11	7	12	50	8	11	6	11	10	46
Biggest lead	3	-	5	3	2	5	1	4	1	4	2	4
Points won on own serve	6	4	6	4	5	25	5	5	4	5	4	23
Points lost on own serve	3	6	2	6	6	23	5	5	5	3	7	25
Most consecutive points won	2	4	6	2	3	6	2	4	4	5	2	5
Greatest deficit overcome	1	-	1	-	2	2	-	-	-	3	-	3
Handedness/Grip	/ - /						/ - /					

Game/Match Statistics	Game					Match
	1	2	3	4	5	
Longest rally (strokes)	17	14	12	12	23	23
Average rally	7	7	6	7	8	7

### Game Progress

1	AHLQUIST AC / LUNDBACK I (SWE)	0	0	*-1	2	2	2	*-3	3	4	5	*-5	6	7	7	*-8	9	9	9	*-10	11			
	JAION W / SRINGAM P (THA)	*-0	1	1	1	*-2	3	3	4	*-4	4	5	5	*-5	6	6	6	*-7	8	8	8			
2	AHLQUIST AC / LUNDBACK I (SWE)	*-0	0	1	1	*-1	1	1	2	*-3	4	4	5	*-5	5	5	6	*-7	8	9	9	9		
	JAION W / SRINGAM P (THA)	0	1	*-1	2	3	4	*-5	5	5	5	*-6	6	7	8	*-9	9	9	9	*-9	10	11		
3	AHLQUIST AC / LUNDBACK I (SWE)	0	0	*-1	2	3	3	*-4	5	5	5	*-5	5	6	7	*-8	9	10	11					
	JAION W / SRINGAM P (THA)	*-0	1	1	1	*-1	2	2	2	*-3	4	5	6	*-6	6	6	6	*-6	6					
4	AHLQUIST AC / LUNDBACK I (SWE)	*-0	1	2	2	*-3	4	4	4	*-5	5	5	6	*-6	6	6	6	*-6	7	7				
	JAION W / SRINGAM P (THA)	0	0	*-0	1	1	1	*-2	3	3	4	*-5	5	6	7	*-8	9	10	10	11				
5	AHLQUIST AC / LUNDBACK I (SWE)	0	0	*-1	1	1	2	*-3	3	4	5	*-5	6	6	7	*-7	7	8	9	*-9	9	10	*-11	12
	JAION W / SRINGAM P (THA)	*-0	1	1	2	*-3	3	3	4	*-4	4	5	5	*-6	6	7	8	*-8	8	9	10	*-10	10	10

### Note:

The "Greatest deficit overcome" only applies when the pair ends up winning the game.

### Legend:

\*- First player of pair is serving      \*- Second player of pair is serving      No. Number



## Detailed Team Match Results

チームの試合結果詳細

Sweden (SWE) 2 - 0 Thailand (THA)

Match 2: AHLQUIST Anna Carin (SWE) 3-0 JAION Wijittra (THA)

Match Summary		Match	Game 1	Game 2	Game 3	Game 4	Game 5
AHLQUIST Anna Carin	SWE	3	12	11	11		
JAION Wijittra	THA	0	10	5	7		
	Duration	24min	8min	6min	7min		

Team Match No.: 3 Table : 7 Umpires : KHALILI MARANDI Pari (MAS) IGARASHI Kumiko (JPN)

Player Statistics	AHLQUIST Anna Carin (SWE)						JAION Wijittra (THA)					
	Game					Match	Game					Match
	1	2	3	4	5		1	2	3	4	5	
Points won	12	11	11			34	10	5	7			22
Biggest lead	5	6	4			6	-	2	1			2
Points won on own serve	6	4	7			17	5	1	6			12
Points lost on own serve	5	4	1			10	6	7	4			17
Most consecutive points won	4	6	4			6	5	2	3			5
Greatest deficit overcome	-	2	1			2	-	-	-			-
Handedness/Grip	/						/					

Game/Match Statistics	Game					Match
	1	2	3	4	5	
Longest rally (strokes)	18	13	10			18
Average rally	5	5	5			5

### Game Progress

1	AHLQUIST Anna Carin (SWE)	0	1	*2	3	3	3	*4	5	6	6	*6	6	7	8	*9	10	10	10	*10	10	10	*11	12
	JAION Wijittra (THA)	*0	0	0	0	*1	2	2	2	*2	3	4	5	*5	5	5	5	*6	7	8	9	*10	10	10
2	AHLQUIST Anna Carin (SWE)	*0	1	1	1	*2	2	2	3	*4	5	6	7	*8	8	9	10	11						
	JAION Wijittra (THA)	0	0	*1	2	2	3	*4	4	4	*4	4	4	5	*5	5	5							
3	AHLQUIST Anna Carin (SWE)	0	0	*1	2	3	4	*4	5	6	6	*6	7	7	7	*7	8	9	10	11				
	JAION Wijittra (THA)	*0	1	1	1	*1	1	2	2	*2	3	4	4	*5	6	7	7	*7	7	7				

### Note:

The "Greatest deficit overcome" only applies when the player ends up winning the game.

### Legend:

\* Server

No. Number



## Detailed Team Match Results

チームの試合結果詳細

**Serbia (SRB) 2 - 0 RPC (RPC)**

Team Match No.: 4 Table : 8 Umpires : NG Tsz Kin (HKG) PICHARDO Luz (DOM)

Match 1			Match	Game 1	Game 2	Game 3	Game 4	Game 5
A/B	PERIC RANKOVIC B / MATIC N	SRB	3	11	11	9	11	
X/Y	VASILEVA A / PUSHPASHEVA N	RPC	1	5	8	11	8	
Duration of Match 1:			33min	6min	8min	8min	8min	

Match 2			Match	Game 1	Game 2	Game 3	Game 4	Game 5
A	PERIC RANKOVIC Borislava	SRB	3	11	11	11		
X	VASILEVA Aleksandra	RPC	0	6	8	5		
Duration of Match 2:			21min	6min	7min	6min		

Duration of Team Match	1h
------------------------	----

Player Statistics	Serbia (SRB)			Team Match	RPC (RPC)			Team Match
	Match				Match			
	1	2	3		1	2	3	
Points won	42	33		75	32	19		51
Biggest lead	6	6		6	5	1		5
Points won on own serve	23	19		42	17	12		29
Points lost on own serve	15	7		22	19	14		33
Most consecutive points won	6	6		6	4	2		4
Greatest deficit overcome	2	1		2	-	-		-

Match/Team Match Statistics	Match			Team Match
	1	2	3	
Longest rally (strokes)	13	14		14
Average rally	5	4		5

**Note:**

The "Greatest deficit overcome" only applies when the player/pair ends up winning the game.

**Legend:**

No. Number



## Detailed Team Match Results

チームの試合結果詳細

Serbia (SRB) 2 - 0 RPC (RPC)

Match 1: PERIC RANKOVIC Borislava / MATIC Nada (SRB) 3-1 VASILEVA Aleksandra / PUSHPASHEVA Nadezhda (RPC)

Match Summary		Match	Game 1	Game 2	Game 3	Game 4	Game 5
PERIC RANKOVIC Borislava / MATIC N	SRB	3	11	11	9	11	
VASILEVA Aleksandra / PUSHPASHEVA N	RPC	1	5	8	11	8	
	Duration	33min	6min	8min	8min	8min	

Team Match No.: 4 Table : 8 Umpires : NG Tsz Kin (HKG) PICHARDO Luz (DOM)

Player Statistics	PERIC RANKOVIC B / MATIC N (SRB)						VASILEVA A / PUSHPASHEVA N (RPC)					
	Game					Match	Game					Match
	1	2	3	4	5		1	2	3	4	5	
Points won	11	11	9	11		42	5	8	11	8		32
Biggest lead	6	4	-	5		6	2	2	5	-		5
Points won on own serve	7	5	5	6		23	4	3	6	4		17
Points lost on own serve	1	5	5	4		15	4	6	4	5		19
Most consecutive points won	6	4	4	3		6	2	2	4	3		4
Greatest deficit overcome	2	2	-	-		2	-	-	-	-		-
Handedness/Grip	/ - /						/ - /					

Game/Match Statistics	Game					Match
	1	2	3	4	5	
Longest rally (strokes)	7	11	10	13		13
Average rally	5	4	5	5		5

### Game Progress

1	PERIC RANKOVIC B / MATIC N (SRB)	0	0	*-1	1	2	2	*-2	3	4	5	*-5	6	7	8	*-9	10	11				
	VASILEVA A / PUSHPASHEVA N (RPC)	*-0	1	1	2	*-2	3	4	4	*-4	4	5	5	*-5	5	5	5	5				
2	PERIC RANKOVIC B / MATIC N (SRB)	*-0	0	1	1	*-1	2	3	4	*-4	5	6	7	*-8	8	8	9	*-10	10	10	11	
	VASILEVA A / PUSHPASHEVA N (RPC)	0	1	*-1	2	3	3	*-3	3	4	4	*-4	4	4	5	*-6	6	6	7	*-8	8	
3	PERIC RANKOVIC B / MATIC N (SRB)	0	0	*-0	1	1	2	*-2	3	3	3	*-3	3	4	5	*-5	5	6	7	*-8	9	9
	VASILEVA A / PUSHPASHEVA N (RPC)	*-0	1	2	2	*-3	3	4	4	*-5	6	7	8	*-8	8	9	10	*-10	10	10	10	11
4	PERIC RANKOVIC B / MATIC N (SRB)	*-0	1	2	3	*-3	4	4	5	*-5	6	6	7	*-7	8	9	10	*-10	10	10	11	
	VASILEVA A / PUSHPASHEVA N (RPC)	0	0	*-0	0	1	1	*-2	2	3	3	*-4	4	5	5	*-5	5	6	7	*-8	8	

### Note:

The "Greatest deficit overcome" only applies when the pair ends up winning the game.

### Legend:

\*- First player of pair is serving      \*- Second player of pair is serving      No. Number





## Detailed Team Match Results

チームの試合結果詳細

Serbia (SRB) 2 - 0 RPC (RPC)

Match 2: PERIC RANKOVIC Borislava (SRB) 3-0 VASILEVA Aleksandra (RPC)

Match Summary		Match	Game 1	Game 2	Game 3	Game 4	Game 5
PERIC RANKOVIC Borislava	SRB	3	11	11	11		
VASILEVA Aleksandra	RPC	0	6	8	5		
	Duration	21min	6min	7min	6min		

Team Match No.: 4 Table : 8 Umpires : NG Tsz Kin (HKG) PICHARDO Luz (DOM)

Player Statistics	PERIC RANKOVIC Borislava (SRB)						VASILEVA Aleksandra (RPC)					
	Game					Match	Game					Match
	1	2	3	4	5		1	2	3	4	5	
Points won	11	11	11			33	6	8	5			19
Biggest lead	5	3	6			6	1	-	1			1
Points won on own serve	7	7	5			19	4	6	2			12
Points lost on own serve	2	2	3			7	4	4	6			14
Most consecutive points won	4	3	6			6	2	2	2			2
Greatest deficit overcome	1	-	1			1	-	-	-			-
Handedness/Grip	/						/					

Game/Match Statistics	Game					Match
	1	2	3	4	5	
Longest rally (strokes)	10	14	8			14
Average rally	4	5	4			4

### Game Progress

1	PERIC RANKOVIC Borislava (SRB)	*0	1	2	2	*2	3	3	3	*4	5	6	6	*7	7	8	9	*10	11
	VASILEVA Aleksandra (RPC)	0	0	*0	1	2	2	*3	4	4	4	*4	5	5	6	*6	6	6	6
2	PERIC RANKOVIC Borislava (SRB)	0	1	*1	2	2	3	*3	4	5	5	*5	6	7	8	*8	9	9	9
	VASILEVA Aleksandra (RPC)	*0	0	1	1	*2	2	3	3	*3	4	5	5	*5	5	6	6	*7	8
3	PERIC RANKOVIC Borislava (SRB)	*0	0	1	2	*3	4	5	6	*6	7	8	8	*9	9	9	10	11	
	VASILEVA Aleksandra (RPC)	0	1	*1	1	1	1	*1	1	2	2	*2	3	3	4	*5	5	5	

**Note:**  
The "Greatest deficit overcome" only applies when the player ends up winning the game.

**Legend:**  
\* Server  
No. Number



## Detailed Team Match Results

チームの試合結果詳細

Great Britain (GBR) 0 - 2 China (CHN)

Team Match No.: 5 Table : 6 Umpires : KAMIYA Akiko (JPN) PICHARDO Luz (DOM)

Match 1			Match	Game 1	Game 2	Game 3	Game 4	Game 5
A/B	SHACKLETON M / BAILEY S	GBR	0	5	8	4		
X/Y	ZHANG B / ZHOU Y	CHN	3	11	11	11		
Duration of Match 1:			20min	5min	7min	6min		

Match 2			Match	Game 1	Game 2	Game 3	Game 4	Game 5
A	SHACKLETON Megan	GBR	0	4	5	4		
X	ZHANG Bian	CHN	3	11	11	11		
Duration of Match 2:			18min	6min	6min	6min		

Duration of Team Match	42min
------------------------	-------

Player Statistics	Great Britain (GBR)			Team Match	China (CHN)			Team Match
	Match				Match			
	1	2	3		1	2	3	
Points won	17	13		30	33	33		66
Biggest lead	3	1		3	7	7		7
Points won on own serve	11	7		18	19	18		37
Points lost on own serve	14	15		29	6	6		12
Most consecutive points won	4	1		4	4	5		5
Greatest deficit overcome	-	-		-	3	1		3

Match/Team Match Statistics	Match			Team Match
	1	2	3	
Longest rally (strokes)	10	21		21
Average rally	5	4		5

**Note:**

The "Greatest deficit overcome" only applies when the player/pair ends up winning the game.

**Legend:**

No. Number



## Detailed Team Match Results

チームの試合結果詳細

Great Britain (GBR) 0 - 2 China (CHN)

### Match 1:

SHACKLETON Megan (GBR) 0-3 ZHANG Bian (CHN)  
BAILEY Susan (GBR) ZHOU Ying (CHN)

### Match Summary

		Match	Game 1	Game 2	Game 3	Game 4	Game 5
SHACKLETON Megan / BAILEY S	GBR	0	5	8	4		
ZHANG Bian / ZHOU Y	CHN	3	11	11	11		
	Duration	20min	5min	7min	6min		

Team Match No.: 5 Table : 6 Umpires : KAMIYA Akiko (JPN) PICHARDO Luz (DOM)

Player Statistics	SHACKLETON M / BAILEY S (GBR)						ZHANG B / ZHOU Y (CHN)					
	Game					Match	Game					Match
	1	2	3	4	5		1	2	3	4	5	
Points won	5	8	4			17	11	11	11			33
Biggest lead	1	3	-			3	6	3	7			7
Points won on own serve	3	5	3			11	6	6	7			19
Points lost on own serve	5	5	4			14	2	3	1			6
Most consecutive points won	2	4	1			4	4	4	4			4
Greatest deficit overcome	-	-	-			-	1	3	-			3
Handedness/Grip	/ - /						/ - /					

Game/Match Statistics	Game					Match
	1	2	3	4	5	
Longest rally (strokes)	9	10	10			10
Average rally	5	5	5			5

### Game Progress

1	SHACKLETON M / BAILEY S (GBR)	0	0	*-1	2	2	2	*-3	3	3	3	*-3	4	5	5	*-5	5	5			
	ZHANG B / ZHOU Y (CHN)	*-0	1	1	1	*-2	3	3	4	*-5	6	7	7	*-7	8	9	10	11			
2	SHACKLETON M / BAILEY S (GBR)	*-0	1	2	2	*-2	2	3	4	*-5	6	6	6	*-6	6	7	7	*-8	8	8	8
	ZHANG B / ZHOU Y (CHN)	0	0	*-0	1	2	3	*-3	3	3	3	*-4	5	6	7	*-7	8	8	9	*-10	11
3	SHACKLETON M / BAILEY S (GBR)	0	0	*-0	1	1	2	*-2	3	3	3	*-3	3	4	4	*-4	4	4			
	ZHANG B / ZHOU Y (CHN)	*-0	1	2	2	*-3	3	4	4	*-5	6	7	8	*-8	9	10	11				

### Note:

The "Greatest deficit overcome" only applies when the pair ends up winning the game.

### Legend:

\*- First player of pair is serving      \*- Second player of pair is serving      No. Number



## Detailed Team Match Results

チームの試合結果詳細

Great Britain (GBR) 0 - 2 China (CHN)

Match 2: SHACKLETON Megan (GBR) 0-3 ZHANG Bian (CHN)

Match Summary		Match	Game 1	Game 2	Game 3	Game 4	Game 5
SHACKLETON Megan	GBR	0	4	5	4		
ZHANG Bian	CHN	3	11	11	11		
Duration		18min	6min	6min	6min		

Team Match No.: 5 Table : 6 Umpires : KAMIYA Akiko (JPN) PICHARDO Luz (DOM)

Player Statistics	SHACKLETON Megan (GBR)					Match	ZHANG Bian (CHN)					Match
	Game						Game					
	1	2	3	4	5		1	2	3	4	5	
Points won	4	5	4			13	11	11	11			33
Biggest lead	1	1	1			1	7	6	7			7
Points won on own serve	3	2	2			7	7	5	6			18
Points lost on own serve	4	6	5			15	1	3	2			6
Most consecutive points won	1	1	1			1	4	5	5			5
Greatest deficit overcome	-	-	-			-	1	1	1			1
Handedness/Grip						/						/

Game/Match Statistics	Game					Match
	1	2	3	4	5	
Longest rally (strokes)	11	10	21			21
Average rally	4	4	4			4

### Game Progress

1	SHACKLETON Megan (GBR)	0	1	*1	1	2	2	*2	2	3	3	*3	4	4	4	*4	4	
	ZHANG Bian (CHN)	*0	0	1	2	*2	3	4	5	*5	6	7	7	*8	9	10	11	
2	SHACKLETON Megan (GBR)	*0	1	1	2	*2	3	3	4	*4	4	4	5	*5	5	5	5	5
	ZHANG Bian (CHN)	0	0	*1	1	2	2	*3	3	4	5	*6	6	7	8	*9	10	11
3	SHACKLETON Megan (GBR)	0	1	*1	2	2	2	*2	2	3	3	*4	4	4	4	*4	4	
	ZHANG Bian (CHN)	*0	0	1	1	*2	3	4	5	*5	6	6	7	*8	9	10	11	

### Note:

The "Greatest deficit overcome" only applies when the player ends up winning the game.

### Legend:

\* Server No. Number



## Detailed Team Match Results

チームの試合結果詳細

Sweden (SWE) 2 - 0 Serbia (SRB)

Team Match No.: 6 Table : 5 Umpires : NG Tsz Kin (HKG) KRMEJ Milana (SLO)

Match 1			Match	Game 1	Game 2	Game 3	Game 4	Game 5
A/B	AHLQUIST AC / LUNDBACK I	SWE	3	11	9	11	11	
X/Y	PERIC RANKOVIC B / MATIC N	SRB	1	8	11	7	7	
Duration of Match 1:			37min	8min	9min	8min	7min	

Match 2			Match	Game 1	Game 2	Game 3	Game 4	Game 5
A	AHLQUIST Anna Carin	SWE	3	11	11	11		
X	PERIC RANKOVIC Borislava	SRB	0	4	3	8		
Duration of Match 2:			22min	6min	6min	9min		

Duration of Team Match	1h9min
------------------------	--------

Player Statistics	Sweden (SWE)			Team Match	Serbia (SRB)			Team Match
	Match				Match			
	1	2	3		1	2	3	
Points won	42	33		75	33	15		48
Biggest lead	6	8		8	2	4		4
Points won on own serve	22	16		38	18	7		25
Points lost on own serve	15	8		23	20	17		37
Most consecutive points won	5	6		6	4	4		4
Greatest deficit overcome	2	4		4	4	-		4

Match/Team Match Statistics	Match			Team Match
	1	2	3	
Longest rally (strokes)	15	7		15
Average rally	6	4		5

**Note:**  
The "Greatest deficit overcome" only applies when the player/pair ends up winning the game.

**Legend:**  
No. Number



## Detailed Team Match Results

チームの試合結果詳細

Sweden (SWE) 2 - 0 Serbia (SRB)

### Match 1:

AHLQUIST Anna Carin / LUNDBACK Ingela (SWE) 3-1 PERIC RANKOVIC Borislava / MATIC Nada (SRB)

Match Summary		Match	Game 1	Game 2	Game 3	Game 4	Game 5
AHLQUIST Anna Carin / LUNDBACK I	SWE	3	11	9	11	11	
PERIC RANKOVIC Borislava / MATIC N	SRB	1	8	11	7	7	
	Duration	37min	8min	9min	8min	7min	

Team Match No.: 6 Table : 5 Umpires : NG Tsz Kin (HKG) KRMEJ Milana (SLO)

Player Statistics	AHLQUIST AC / LUNDBACK I (SWE)						PERIC RANKOVIC B / MATIC N (SRB)					
	Game					Match	Game					Match
	1	2	3	4	5		1	2	3	4	5	
Points won	11	9	11	11		42	8	11	7	7		33
Biggest lead	3	4	5	6		6	2	2	-	-		2
Points won on own serve	6	5	5	6		22	5	6	4	3		18
Points lost on own serve	3	5	3	4		15	5	4	6	5		20
Most consecutive points won	4	4	5	5		5	2	4	4	3		4
Greatest deficit overcome	2	-	-	-		2	-	4	-	-		4
Handedness/Grip	/ - /						/ - /					

Game/Match Statistics	Game					Match
	1	2	3	4	5	
Longest rally (strokes)	15	10	12	15		15
Average rally	6	5	5	7		6

### Game Progress

1	AHLQUIST AC / LUNDBACK I (SWE)	0	0	*0	1	2	2	*3	3	3	4	*5	6	6	6	*7	8	9	10	*10	11	
	PERIC RANKOVIC B / MATIC N (SRB)	*0	1	2	2	*2	3	3	4	*5	5	5	*6	7	7	7	*7	7	8	8	8	
2	AHLQUIST AC / LUNDBACK I (SWE)	*0	0	1	2	*2	3	4	5	*6	6	7	7	*7	7	8	8	*8	8	8	9	9
	PERIC RANKOVIC B / MATIC N (SRB)	0	1	*1	1	2	2	*2	2	2	3	*3	4	5	6	*6	7	8	9	*10	10	11
3	AHLQUIST AC / LUNDBACK I (SWE)	0	1	*2	3	4	5	*5	6	6	6	*6	6	7	8	*8	9	9	10	11		
	PERIC RANKOVIC B / MATIC N (SRB)	*0	0	0	0	*0	0	1	1	*2	3	4	5	*5	5	6	6	*7	7	7		
4	AHLQUIST AC / LUNDBACK I (SWE)	*0	1	2	2	*3	4	5	6	*7	7	7	7	*8	8	9	10	*10	10	11		
	PERIC RANKOVIC B / MATIC N (SRB)	0	0	*0	1	1	1	*1	1	1	2	*3	4	4	5	*5	5	6	7	7		

### Note:

The "Greatest deficit overcome" only applies when the pair ends up winning the game.

### Legend:

\*- First player of pair is serving      -\* Second player of pair is serving      No. Number



## Detailed Team Match Results

チームの試合結果詳細

Sweden (SWE) 2 - 0 Serbia (SRB)

Match 2: AHLQUIST Anna Carin (SWE) 3-0 PERIC RANKOVIC Borislava (SRB)

Match Summary		Match	Game 1	Game 2	Game 3	Game 4	Game 5
AHLQUIST Anna Carin	SWE	3	11	11	11		
PERIC RANKOVIC Borislava	SRB	0	4	3	8		
	Duration	22min	6min	6min	9min		

Team Match No.: 6 Table : 5 Umpires : NG Tsz Kin (HKG) KRMEJ Milana (SLO)

Player Statistics	AHLQUIST Anna Carin (SWE)						PERIC RANKOVIC Borislava (SRB)					
	Game					Match	Game					Match
	1	2	3	4	5		1	2	3	4	5	
Points won	11	11	11			33	4	3	8			15
Biggest lead	7	8	3			8	-	1	4			4
Points won on own serve	5	6	5			16	2	1	4			7
Points lost on own serve	2	2	4			8	6	5	6			17
Most consecutive points won	5	6	6			6	2	2	4			4
Greatest deficit overcome	-	1	4			4	-	-	-			-
Handedness/Grip	/						/					

Game/Match Statistics	Game					Match
	1	2	3	4	5	
Longest rally (strokes)	6	6	7			7
Average rally	4	3	3			4

### Game Progress

1	AHLQUIST Anna Carin (SWE)	0	1	*2	3	4	5	*5	6	6	7	*7	7	8	9	*10	11					
	PERIC RANKOVIC Borislava (SRB)	*0	0	0	0	*0	0	1	1	*2	2	3	4	*4	4	4	4					
2	AHLQUIST Anna Carin (SWE)	*0	0	1	2	*3	4	5	6	*6	6	7	8	*9	10	11						
	PERIC RANKOVIC Borislava (SRB)	0	1	*1	1	1	1	*1	1	2	3	*3	3	3	3	3						
3	AHLQUIST Anna Carin (SWE)	0	1	*2	2	2	2	*3	3	3	3	*3	4	5	6	*7	8	9	9	*10	11	
	PERIC RANKOVIC Borislava (SRB)	*0	0	0	1	*2	3	3	4	*5	6	7	7	*7	7	7	7	*7	8	8	8	8

### Note:

The "Greatest deficit overcome" only applies when the player ends up winning the game.

### Legend:

\* Server

No. Number



## Detailed Team Match Results

チームの試合結果詳細

People's Republic of China (CHN) 2 - 1 Sweden (SWE)

Team Match No.: 7 Table : 6 Umpires : CHOI Chang Seong (KOR) HERMANS Michel (BEL)

Match 1			Match	Game 1	Game 2	Game 3	Game 4	Game 5
A/B	ZHANG B / ZHOU Y	CHN	2	9	11	10	11	8
X/Y	AHLQUIST AC / LUNDBACK I	SWE	3	11	6	12	8	11
Duration of Match 1:			43min	7min	6min	9min	7min	10min

Match 2			Match	Game 1	Game 2	Game 3	Game 4	Game 5
A	ZHANG Bian	CHN	3	9	13	11	11	
X	AHLQUIST Anna Carin	SWE	1	11	11	9	5	
Duration of Match 2:			32min	8min	9min	7min	6min	

Match 3			Match	Game 1	Game 2	Game 3	Game 4	Game 5
B	ZHOU Ying	CHN	3	8	11	12	11	
Y	LUNDBACK Ingela	SWE	1	11	8	10	7	
Duration of Match 3:			30min	5min	6min	8min	7min	

Duration of Team Match	1h59min
------------------------	---------

Player Statistics	People's Republic of China (CHN)				Sweden (SWE)			
	Match			Team Match	Match			Team Match
	1	2	3		1	2	3	
Points won	49	44	42	135	48	36	36	120
Biggest lead	5	6	4	6	3	4	3	4
Points won on own serve	26	25	24	75	26	21	22	69
Points lost on own serve	22	15	14	51	23	19	18	60
Most consecutive points won	6	7	6	7	3	4	5	5
Greatest deficit overcome	2	4	3	4	2	2	2	2

Match/Team Match Statistics	Match			Team Match
	1	2	3	
Longest rally (strokes)	17	15	19	19
Average rally	6	5	6	6

**Note:**

The "Greatest deficit overcome" only applies when the player/pair ends up winning the game.

**Legend:**

No. Number





## Detailed Team Match Results

チームの試合結果詳細

People's Republic of China (CHN) 2 - 1 Sweden (SWE)

### Match 1:

ZHANG Bian (CHN) 2-3 AHLQUIST Anna Carin (SWE)  
ZHOU Ying (CHN) LUNDBACK Ingela (SWE)

Match Summary		Match	Game 1	Game 2	Game 3	Game 4	Game 5
ZHANG Bian / ZHOU Y	CHN	2	9	11	10	11	8
AHLQUIST Anna Carin / LUNDBACK I	SWE	3	11	6	12	8	11
Duration		43min	7min	6min	9min	7min	10min

Team Match No.: 7 Table : 6 Umpires : CHOI Chang Seong (KOR) HERMANS Michel (BEL)

Player Statistics	ZHANG B / ZHOU Y (CHN)						AHLQUIST AC / LUNDBACK I (SWE)					
	Game					Match	Game					Match
	1	2	3	4	5		1	2	3	4	5	
Points won	9	11	10	11	8	49	11	6	12	8	11	48
Biggest lead	2	5	2	3	-	5	2	2	3	2	3	3
Points won on own serve	5	4	7	4	6	26	6	2	8	3	7	26
Points lost on own serve	5	4	4	5	4	22	4	7	3	7	2	23
Most consecutive points won	4	6	3	4	3	6	3	3	3	3	3	3
Greatest deficit overcome	-	2	-	2	-	2	2	-	2	-	-	2
Handedness/Grip	/-/						/-/					

Game/Match Statistics	Game					Match
	1	2	3	4	5	
Longest rally (strokes)	17	15	15	15	16	17
Average rally	5	6	7	5	6	6

### Game Progress

1	ZHANG B / ZHOU Y (CHN)	*-0	0	1	1	*-2	2	2	3	*-4	5	6	6	*-6	6	7	8	*-8	8	9	9	9	9	
	AHLQUIST AC / LUNDBACK I (SWE)	0	1	*-1	2	2	3	*-4	4	4	4	*-4	5	6	7	*-7	7	8	9	*-9	10	11	11	
2	ZHANG B / ZHOU Y (CHN)	0	1	*-1	1	1	2	*-3	4	5	6	*-7	7	8	8	*-9	10	10	11					
	AHLQUIST AC / LUNDBACK I (SWE)	*-0	0	1	2	*-3	3	3	3	*-3	3	3	4	*-4	5	5	5	*-6	6					
3	ZHANG B / ZHOU Y (CHN)	*-0	1	2	2	*-2	2	3	4	*-4	4	5	5	*-5	6	6	6	*-7	8	9	9	*-10	10	10
	AHLQUIST AC / LUNDBACK I (SWE)	0	0	*-0	1	2	3	*-3	3	4	5	*-5	6	7	7	*-8	9	9	9	*-9	10	10	*-11	12
4	ZHANG B / ZHOU Y (CHN)	0	0	*-1	2	3	4	*-4	4	4	5	*-5	5	5	6	*-7	7	8	9	*-10	11			
	AHLQUIST AC / LUNDBACK I (SWE)	*-0	1	1	1	*-1	1	2	3	*-4	4	5	6	*-7	7	7	8	*-8	8	8	8			
5	ZHANG B / ZHOU Y (CHN)	*-0	0	1	1	*-1	2	2	2	*-3	4	5	5	*-5	6	7	7	*-8	8	8	8			
	AHLQUIST AC / LUNDBACK I (SWE)	0	1	*-1	2	3	3	*-4	5	5	5	*-5	6	7	7	*-7	8	8	9	*-10	11			

### Note:

The "Greatest deficit overcome" only applies when the pair ends up winning the game.

### Legend:

\*- First player of pair is serving      \*- Second player of pair is serving      No. Number



## Detailed Team Match Results

チームの試合結果詳細

People's Republic of China (CHN) 2 - 1 Sweden (SWE)

Match 2: ZHANG Bian (CHN) 3-1 AHLQUIST Anna Carin (SWE)

Match Summary		Match	Game 1	Game 2	Game 3	Game 4	Game 5
ZHANG Bian	CHN	3	9	13	11	11	
AHLQUIST Anna Carin	SWE	1	11	11	9	5	
Duration		32min	8min	9min	7min	6min	

Team Match No.: 7 Table : 6 Umpires : CHOI Chang Seong (KOR) HERMANS Michel (BEL)

Player Statistics	ZHANG Bian (CHN)						AHLQUIST Anna Carin (SWE)					
	Game					Match	Game					Match
	1	2	3	4	5		1	2	3	4	5	
Points won	9	13	11	11		44	11	11	9	5		36
Biggest lead	2	3	3	6		6	2	1	4	1		4
Points won on own serve	5	7	7	6		25	6	6	6	3		21
Points lost on own serve	5	5	3	2		15	4	6	4	5		19
Most consecutive points won	4	3	7	5		7	4	3	4	1		4
Greatest deficit overcome	-	1	4	1		4	2	-	-	-		2
Handedness/Grip	/						/					

Game/Match Statistics	Game					Match
	1	2	3	4	5	
Longest rally (strokes)	15	14	14	11		15
Average rally	5	6	5	4		5

### Game Progress

1	ZHANG Bian (CHN)	*0	0	0	1	*2	3	3	3	*3	4	5	5	*5	6	7	8	*9	9	9	9	9		
	AHLQUIST Anna Carin (SWE)	0	1	*2	2	2	2	*3	4	5	5	*5	6	7	7	*7	7	7	8	*9	10	11		
2	ZHANG Bian (CHN)	0	1	*2	2	3	3	*3	4	4	5	*6	7	7	7	*8	9	9	9	*9	10	10	*10	11
	AHLQUIST Anna Carin (SWE)	*0	0	0	1	*1	2	3	3	*4	4	4	4	*5	6	6	6	*7	8	9	9	*10	11	*11
		*12	13																					
		11	11																					
3	ZHANG Bian (CHN)	*0	0	0	0	*0	1	2	2	*2	3	4	5	*6	7	8	9	*9	10	10	10	11		
	AHLQUIST Anna Carin (SWE)	0	1	*2	3	4	4	*4	5	6	6	*6	6	6	6	*6	6	7	7	*8	9	9		
4	ZHANG Bian (CHN)	0	0	*1	2	2	3	*4	5	6	7	*7	8	8	9	*9	10	11						
	AHLQUIST Anna Carin (SWE)	*0	1	1	1	*2	2	2	2	*2	2	3	3	*4	4	5	5	5						

**Note:**  
The "Greatest deficit overcome" only applies when the player ends up winning the game.

**Legend:**  
\* Server  
No. Number



## Detailed Team Match Results

チームの試合結果詳細

People's Republic of China (CHN) 2 - 1 Sweden (SWE)

Match 3: ZHOU Ying (CHN) 3-1 LUNDBACK Ingela (SWE)

Match Summary		Match	Game 1	Game 2	Game 3	Game 4	Game 5
ZHOU Ying	CHN	3	8	11	12	11	
LUNDBACK Ingela	SWE	1	11	8	10	7	
Duration		30min	5min	6min	8min	7min	

Team Match No.: 7 Table : 6 Umpires : CHOI Chang Seong (KOR) HERMANS Michel (BEL)

Player Statistics	ZHOU Ying (CHN)						LUNDBACK Ingela (SWE)					
	Game					Match	Game					Match
	1	2	3	4	5		1	2	3	4	5	
Points won	8	11	12	11		42	11	8	10	7		36
Biggest lead	2	3	2	4		4	3	-	2	3		3
Points won on own serve	5	5	9	5		24	6	4	8	4		22
Points lost on own serve	5	4	2	3		14	3	6	3	6		18
Most consecutive points won	3	3	3	6		6	5	2	3	2		5
Greatest deficit overcome	-	-	2	3		3	2	-	-	-		2
Handedness/Grip	/						/					

Game/Match Statistics	Game					Match
	1	2	3	4	5	
Longest rally (strokes)	16	19	15	19		19
Average rally	5	6	6	6		6

### Game Progress

1	ZHOU Ying (CHN)	*0	1	1	1	*2	3	3	4	*4	4	5	5	*6	7	8	8	*8	8	8	8			
	LUNDBACK Ingela (SWE)	0	0	*1	2	2	*3	3	4	5	*5	6	6	6	*6	7	8	9	*10	11				
2	ZHOU Ying (CHN)	0	1	*1	2	3	4	*4	4	5	5	*6	6	6	7	*8	8	9	9	*10	11			
	LUNDBACK Ingela (SWE)	*0	0	1	1	*1	1	2	3	*3	4	4	5	*6	6	6	7	*7	8	8	8			
3	ZHOU Ying (CHN)	*0	0	1	1	*1	2	3	3	*4	5	6	6	*6	7	7	7	*7	8	9	9	*10	11	12
	LUNDBACK Ingela (SWE)	0	1	*1	2	3	*3	4	4	4	*4	5	6	6	*7	8	9	9	*9	10	10	*10	10	10
4	ZHOU Ying (CHN)	0	0	*0	1	1	1	*2	3	4	5	*6	7	7	8	*9	9	10	10	11				
	LUNDBACK Ingela (SWE)	*0	1	2	2	*3	4	4	4	*4	4	4	4	*5	5	5	6	*6	7	7				

**Note:**  
The "Greatest deficit overcome" only applies when the player ends up winning the game.

**Legend:**  
\* Server No. Number



## Player Statistics

プレーヤーの統計

As of FRI 3 SEP 2021

Players	NPC Code	Matches				Games				Match Duration	
		Played	Won	Lost	%Won	Played	Won	Lost	%Won	All	Average
ABU AWAD Khetam	JOR	1	0	1	0%	4	1	3	25%	43min	43min
		Points Won				Points Lost					
		Total	Own Serve: 14		Most Consecutive: 5		Total	Own Serve: 24		Most Consecutive: 4	
		34	Opp. Serve: 20		GDO: 2		42	Opp. Serve: 18		GLL: 3	
AHLQUIST Anna Carin	SWE	3	2	1	67%	10	7	3	70%	1h18min	26min
		Points Won				Points Lost					
		Total	Own Serve: 54		Most Consecutive: 6		Total	Own Serve: 37		Most Consecutive: 7	
		103	Opp. Serve: 49		GDO: 4		81	Opp. Serve: 44		GLL: 4	
BAILEY Susan	GBR	1	1	0	100%	5	3	2	60%	35min	35min
		Points Won				Points Lost					
		Total	Own Serve: 23		Most Consecutive: 4		Total	Own Serve: 24		Most Consecutive: 5	
		47	Opp. Serve: 24		GDO: 2		45	Opp. Serve: 21		GLL: 3	
ELELIMAT Faten	JOR	1	0	1	0%	5	2	3	40%	35min	35min
		Points Won				Points Lost					
		Total	Own Serve: 21		Most Consecutive: 5		Total	Own Serve: 24		Most Consecutive: 4	
		45	Opp. Serve: 24		GDO: 3		47	Opp. Serve: 23		GLL: 2	
JAION Wijittra	THA	1	0	1	0%	3	0	3	0%	24min	24min
		Points Won				Points Lost					
		Total	Own Serve: 12		Most Consecutive: 5		Total	Own Serve: 17		Most Consecutive: 6	
		22	Opp. Serve: 10		GDO: 0		34	Opp. Serve: 17		GLL: 2	
LUNDBACK Ingela	SWE	1	0	1	0%	4	1	3	25%	30min	30min
		Points Won				Points Lost					
		Total	Own Serve: 22		Most Consecutive: 5		Total	Own Serve: 18		Most Consecutive: 6	
		36	Opp. Serve: 14		GDO: 2		42	Opp. Serve: 24		GLL: 3	
PATEL BH	IND	1	0	1	0%	3	0	3	0%	17min	17min
		Points Won				Points Lost					
		Total	Own Serve: 6		Most Consecutive: 3		Total	Own Serve: 19		Most Consecutive: 9	
		17	Opp. Serve: 11		GDO: 0		33	Opp. Serve: 14		GLL: 3	



## Player Statistics

プレイヤーの統計

As of FRI 3 SEP 2021

Players	NPC Code	Matches				Games				Match Duration	
		Played	Won	Lost	%Won	Played	Won	Lost	%Won	All	Average
PERIC RANKOVIC B	SRB	2	1	1	50%	6	3	3	50%	43min	22min
		Points Won				Points Lost					
		Total	Own Serve:	26	Most Consecutive:	6	Total	Own Serve:	24	Most Consecutive:	6
		48	Opp. Serve:	22	GDO:	1	52	Opp. Serve:	28	GLL:	4
SHACKLETON Megan	GBR	2	1	1	50%	7	3	4	43%	1h1min	31min
		Points Won				Points Lost					
		Total	Own Serve:	25	Most Consecutive:	4	Total	Own Serve:	35	Most Consecutive:	5
		55	Opp. Serve:	30	GDO:	3	67	Opp. Serve:	32	GLL:	2
VASILEVA Aleksandra	RPC	1	0	1	0%	3	0	3	0%	21min	21min
		Points Won				Points Lost					
		Total	Own Serve:	12	Most Consecutive:	2	Total	Own Serve:	14	Most Consecutive:	6
		19	Opp. Serve:	7	GDO:	0	33	Opp. Serve:	19	GLL:	1
ZHANG Bian	CHN	2	2	0	100%	7	6	1	86%	50min	25min
		Points Won				Points Lost					
		Total	Own Serve:	43	Most Consecutive:	7	Total	Own Serve:	21	Most Consecutive:	4
		77	Opp. Serve:	34	GDO:	4	49	Opp. Serve:	28	GLL:	2
ZHOU Ying	CHN	2	2	0	100%	7	6	1	86%	47min	24min
		Points Won				Points Lost					
		Total	Own Serve:	38	Most Consecutive:	9	Total	Own Serve:	25	Most Consecutive:	5
		75	Opp. Serve:	37	GDO:	3	53	Opp. Serve:	28	GLL:	2

**Note:**  
The "Greatest deficit overcome" only applies when the player ends up winning the game and "Greatest lead lost" only when losing.

**Legend:**  
GDO Greatest deficit overcome    GLL Greatest lead lost    Opp. Opponent's



## Tournament Statistics

トーナメントの統計

As of FRI 3 SEP 2021

Statistics	Quarterfinals	Semifinals	Finals	Total
<b>Team Matches</b>				
Total	4	2	1	7
Game Margin: 2:0	3 75%	2 100%		5 71%
2:1	1 25%		1 100%	2 29%
Invalid Results Mark				
Duration: Total	4h59min	1h51min	1h59min	8h49min
Longest	2h6min	1h9min	1h59min	2h6min
Shortest	33min	42min	1h59min	33min
Average	1h15min	56min	1h59min	1h16min
<b>Matches</b>				
Total	9	4	3	16
Game Margin: 3:0	4 44%	3 75%		7 44%
3:1	2 22%	1 25%	2 67%	5 31%
3:2	3 33%		1 33%	4 25%
Invalid Results Mark				
Duration: Total	4h36min	1h37min	1h45min	7h58min
Longest	49min	37min	43min	49min
Shortest	13min	18min	30min	13min
Average	31min	24min	35min	30min
<b>Games</b>				
Total	35	13	13	61
Point Margin: 11				
10				
9	3 9%			3 5%
8	1 3%	1 8%		2 3%
7	2 6%	4 31%		6 10%
6	4 11%	2 15%	1 8%	7 11%
5	4 11%		1 8%	5 8%
4	7 20%	2 15%	1 8%	10 16%
3	7 20%	3 23%	4 31%	14 23%
2	7 20%	1 8%	6 46%	14 23%
Invalid Results Mark				
Duration: Total	4h12min	1h29min	1h35min	7h16min
Longest	13min	9min	10min	13min
Shortest	4min	5min	5min	4min
Average	7min	7min	7min	7min
<b>Points</b>				
Total	624	219	255	1098
Per game	17.83	16.85	19.62	18.00
Most consecutive won	9	6	7	9
Greatest deficit overcome	3	4	4	4
Longest rally	23	21	19	23
Average rally	5	5	6	5

**Note:**

The "Greatest deficit overcome" only applies when the player/pair ends up winning the game.



**Medallists**  
メダリスト

**REVISED**  
3 SEP 14:15

Medal	NPC	Name
GOLD	CHN - People's Republic of China	ZHANG Bian ZHANG Miao ZHOU Ying
SILVER	SWE - Sweden	AHLQUIST Anna Carin LUNDBACK Ingela
BRONZE	GBR - Great Britain	BAILEY Susan SHACKLETON Megan
	SRB - Serbia	MATIC Nada PERIC RANKOVIC Borislava

**REVISED** PRVULOVIC Ana (SRB) has been withdrawn.



## Entry List by Event

種目別エントリーリスト

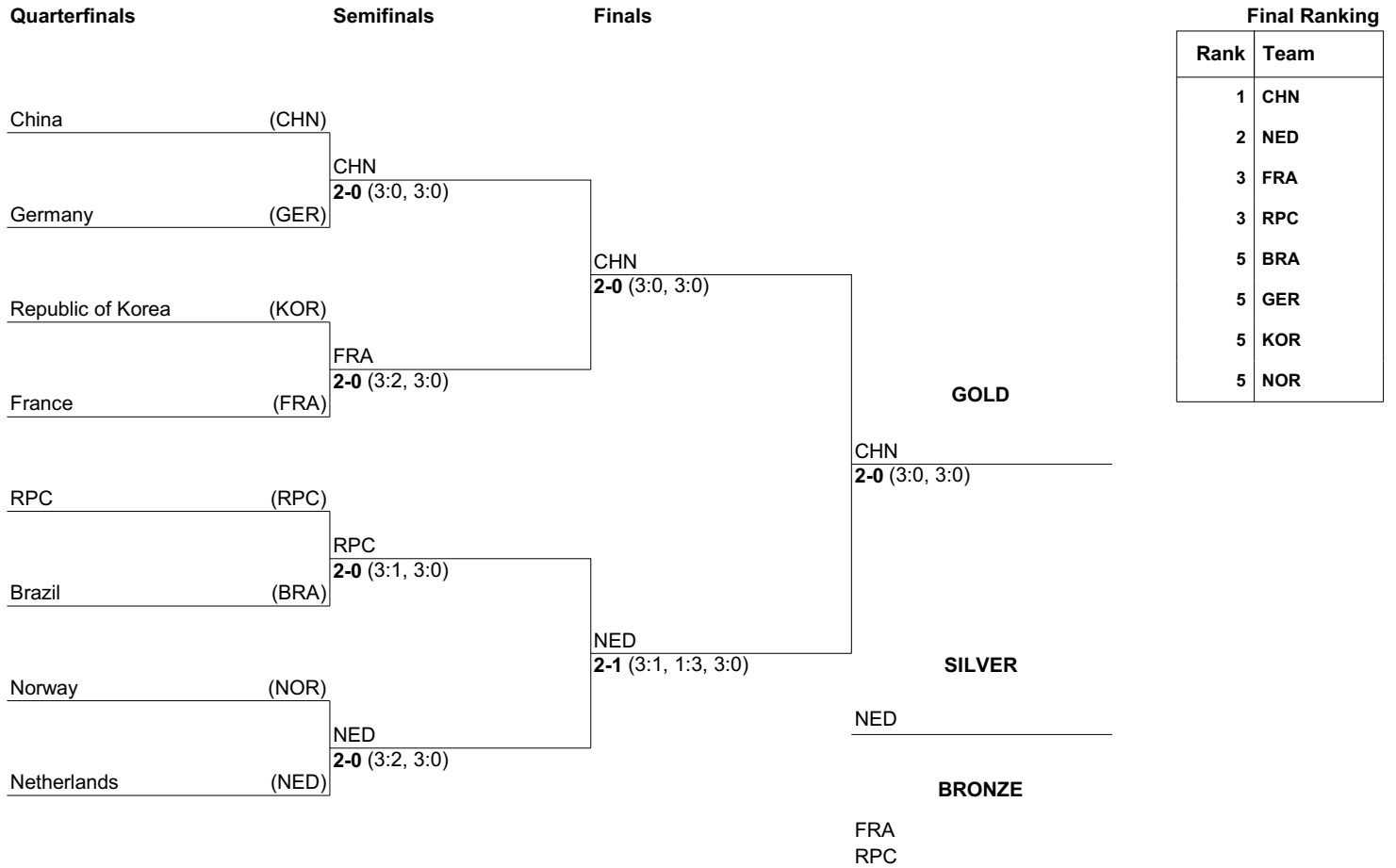
As of SUN 22 AUG 2021

NPC	Name	Date of Birth
<b>BRA - Brazil</b>	FRANCA dos SANTOS Millena	9 APR 1996
	RODRIGUES LACERDA Lethicia	12 SEP 2002
<b>CHN - People's Republic of China</b>	HUANG Wenjuan	9 DEC 2004
	MAO Jingdian	27 FEB 1995
	WANG Rui	29 AUG 1993
<b>FRA - France</b>	BARNEOUD Anne	31 OCT 1983
	KAMKASOMPHOU Thu	12 OCT 1968
<b>GER - Germany</b>	GREBE Stephanie	24 SEP 1987
	WOLF Juliane	26 FEB 1988
<b>KOR - Republic of Korea</b>	KIM Seongok	27 MAR 1967
	LEE Kunwoo	3 SEP 1969
	MOON Sung Keum	20 NOV 1968
<b>NED - Netherlands</b>	van HOOFF Frederique	17 FEB 2001
	van ZON Kelly	15 SEP 1987
<b>NOR - Norway</b>	DAHLEN Aida	5 OCT 1990
	KORNELIUSSEN Nora	28 APR 1999
<b>RPC - RPC</b>	ALIEVA Maliak	8 MAR 1995
	CHEBANIKAI Raisa	5 JUL 1964
	SAFONOVA Viktoriia	18 APR 1988





Draw  
トーナメント表





## Detailed Team Match Results

チームの試合結果詳細

People's Republic of China (CHN) 2 - 0 Germany (GER)

Team Match No.: 1 Table : 2 Umpires : KRMEJ Milana (SLO) IBA Yoko (JPN)

Match 1			Match	Game 1	Game 2	Game 3	Game 4	Game 5
A/B	MAO J / HUANG W	CHN	3	11	11	11		
X/Y	GREBE S / WOLF J	GER	0	7	9	5		
Duration of Match 1:			19min	5min	6min	6min		

Match 2			Match	Game 1	Game 2	Game 3	Game 4	Game 5
A	MAO Jingdian	CHN	3	11	11	11		
X	GREBE Stephanie	GER	0	2	2	4		
Duration of Match 2:			13min	3min	4min	5min		

Duration of Team Match		35min
------------------------	--	-------

Player Statistics	People's Republic of China (CHN)				Germany (GER)			
	Match			Team Match	Match			Team Match
	1	2	3		1	2	3	
Points won	33	33		66	21	8		29
Biggest lead	6	9		9	3	1		3
Points won on own serve	17	17		34	12	4		16
Points lost on own serve	9	4		13	16	16		32
Most consecutive points won	4	7		7	3	1		3
Greatest deficit overcome	3	1		3	-	-		-

Match/Team Match Statistics	Match			Team Match
	1	2	3	
Longest rally (strokes)	8	7		8
Average rally	4	3		4

**Note:**

The "Greatest deficit overcome" only applies when the player/pair ends up winning the game.

**Legend:**

No. Number



## Detailed Team Match Results

チームの試合結果詳細

People's Republic of China (CHN) 2 - 0 Germany (GER)

### Match 1:

MAO Jingdian (CHN) 3-0 GREBE Stephanie (GER)  
HUANG Wenjuan (CHN) WOLF Juliane (GER)

Match Summary		Match	Game 1	Game 2	Game 3	Game 4	Game 5
MAO Jingdian / HUANG W	CHN	3	11	11	11		
GREBE Stephanie / WOLF J	GER	0	7	9	5		
Duration		19min	5min	6min	6min		

Team Match No.: 1 Table : 2 Umpires : KRMEJ Milana (SLO) IBA Yoko (JPN)

Player Statistics	MAO J / HUANG W (CHN)					Match	GREBE S / WOLF J (GER)					Match
	Game						Game					
	1	2	3	4	5		1	2	3	4	5	
Points won	11	11	11			33	7	9	5			21
Biggest lead	4	4	6			6	3	-	1			3
Points won on own serve	5	6	6			17	4	5	3			12
Points lost on own serve	3	4	2			9	6	5	5			16
Most consecutive points won	4	3	4			4	3	3	1			3
Greatest deficit overcome	3	-	1			3	-	-	-			-
Handedness/Grip	/ - /						/ - /					

Game/Match Statistics	Game					Match
	1	2	3	4	5	
Longest rally (strokes)	8	6	7			8
Average rally	4	3	4			4

### Game Progress

1	MAO J / HUANG W (CHN)	0	0	*0	0	1	2	*-3	4	4	5	*-5	6	6	7	*-8	9	10	10	11		
	GREBE S / WOLF J (GER)	*-0	1	2	3	*-3	3	3	3	*-4	4	5	5	*-6	6	6	6	*-6	7	7		
2	MAO J / HUANG W (CHN)	*-0	1	2	2	*-2	3	4	5	*-5	6	7	7	*-8	8	8	9	*-10	10	10	10	11
	GREBE S / WOLF J (GER)	0	0	*-0	1	2	2	*-2	2	3	3	*-3	4	4	5	*-6	6	6	7	*-8	9	9
3	MAO J / HUANG W (CHN)	0	0	*-1	2	3	4	*-4	5	5	6	*-6	7	7	8	*-9	10	11				
	GREBE S / WOLF J (GER)	*-0	1	1	1	*-1	1	2	2	*-3	3	4	4	*-5	5	5	5	5				

### Note:

The "Greatest deficit overcome" only applies when the pair ends up winning the game.

### Legend:

\*- First player of pair is serving      \*- Second player of pair is serving      No. Number



## Detailed Team Match Results

チームの試合結果詳細

People's Republic of China (CHN) 2 - 0 Germany (GER)

Match 2: MAO Jingdian (CHN) 3-0 GREBE Stephanie (GER)

Match Summary		Match	Game 1	Game 2	Game 3	Game 4	Game 5
MAO Jingdian	CHN	3	11	11	11		
GREBE Stephanie	GER	0	2	2	4		
	Duration	13min	3min	4min	5min		

Team Match No.: 1 Table : 2 Umpires : KRMEJ Milana (SLO) IBA Yoko (JPN)

Player Statistics	MAO Jingdian (CHN)						GREBE Stephanie (GER)					
	Game					Match	Game					Match
	1	2	3	4	5		1	2	3	4	5	
Points won	11	11	11			33	2	2	4			8
Biggest lead	9	9	7			9	-	-	1			1
Points won on own serve	6	5	6			17	1	1	2			4
Points lost on own serve	1	1	2			4	5	6	5			16
Most consecutive points won	4	7	4			7	1	1	1			1
Greatest deficit overcome	-	-	1			1	-	-	-			-
Handedness/Grip	/						/					

Game/Match Statistics	Game					Match
	1	2	3	4	5	
Longest rally (strokes)	6	7	5			7
Average rally	3	4	4			3

### Game Progress

1	MAO Jingdian (CHN)	*0	1	2	3	*3	4	5	6	*7	7	8	9	*10	11		
	GREBE Stephanie (GER)	0	0	*0	0	1	1	*1	1	1	2	*2	2	2	2		
2	MAO Jingdian (CHN)	0	1	*2	3	3	4	*4	5	6	7	*8	9	10	11		
	GREBE Stephanie (GER)	*0	0	0	0	*1	1	2	2	*2	2	2	2	*2	2		
3	MAO Jingdian (CHN)	*0	0	1	2	*3	3	4	4	*5	6	7	8	*8	9	10	11
	GREBE Stephanie (GER)	0	1	*1	1	1	2	*2	3	3	3	*3	3	4	4	*4	4

### Note:

The "Greatest deficit overcome" only applies when the player ends up winning the game.

### Legend:

\* Server

No. Number



## Detailed Team Match Results

チームの試合結果詳細

Republic of Korea (KOR) 0 - 2 France (FRA)

Team Match No.: 2 Table : 1 Umpires : KAMIYA Akiko (JPN) IOKI Setsuko (JPN)

Match 1			Match	Game 1	Game 2	Game 3	Game 4	Game 5
B/C	KIM S / LEE K	KOR	2	7	14	11	8	2
X/Y	KAMKASOMPHOU T / BARNEOUD A	FRA	3	11	12	9	11	11
Duration of Match 1:			39min	5min	8min	7min	7min	5min

Match 2			Match	Game 1	Game 2	Game 3	Game 4	Game 5
A	MOON Sung Keum	KOR	0	8	4	2		
X	KAMKASOMPHOU Thu	FRA	3	11	11	11		
Duration of Match 2:			14min	4min	4min	4min		

Duration of Team Match	1h2min
------------------------	--------

Player Statistics	Republic of Korea (KOR)			Team Match	France (FRA)			Team Match
	Match				Match			
	1	2	3		1	2	3	
Points won	42	14		56	54	33		87
Biggest lead	3	1		3	9	9		9
Points won on own serve	23	9		32	28	18		46
Points lost on own serve	26	15		41	19	5		24
Most consecutive points won	4	2		4	8	9		9
Greatest deficit overcome	3	-		3	2	1		2

Match/Team Match Statistics	Match			Team Match
	1	2	3	
Longest rally (strokes)	12	9		12
Average rally	4	3		4

**Note:**

The "Greatest deficit overcome" only applies when the player/pair ends up winning the game.

**Legend:**

No. Number



## Detailed Team Match Results

チームの試合結果詳細

Republic of Korea (KOR) 0 - 2 France (FRA)

### Match 1:

KIM Seongok / LEE Kunwoo (KOR) 2-3 KAMKASOMPHOU Thu BARNEOUD Anne (FRA)

Match Summary		Match	Game 1	Game 2	Game 3	Game 4	Game 5
KIM Seongok / LEE K	KOR	2	7	14	11	8	2
KAMKASOMPHOU Thu / BARNEOUD A	FRA	3	11	12	9	11	11
Duration		39min	5min	8min	7min	7min	5min

Team Match No.: 2 Table : 1 Umpires : KAMIYA Akiko (JPN) IOKI Setsuko (JPN)

Player Statistics	KIM S / LEE K (KOR)						KAMKASOMPHOU T / BARNEOUD A (FRA)					
	Game					Match	Game					Match
	1	2	3	4	5		1	2	3	4	5	
Points won	7	14	11	8	2	42	11	12	9	11	11	54
Biggest lead	2	2	3	1	1	3	4	3	2	5	9	9
Points won on own serve	5	7	6	3	2	23	6	6	5	5	6	28
Points lost on own serve	5	6	4	6	5	26	2	7	5	5	0	19
Most consecutive points won	3	3	4	3	1	4	4	3	3	5	8	8
Greatest deficit overcome	-	3	2	-	-	3	2	-	-	1	1	2
Handedness/Grip	/ - /						/ - /					

Game/Match Statistics	Game					Match
	1	2	3	4	5	
Longest rally (strokes)	9	6	6	12	12	12
Average rally	4	3	3	4	5	4

### Game Progress

1	KIM S / LEE K (KOR)	*-0	1	2	2	*-2	2	2	3	*-4	5	5	5	*-5	6	7	7	*-7	7	7				
	KAMKASOMPHOU T / BARNEOUD A (FRA)	0	0	*-0	1	2	3	*-4	4	4	4	*-5	6	7	7	*-7	8	9	10	11				
2	KIM S / LEE K (KOR)	0	1	*-2	2	3	3	*-3	4	4	4	*-4	5	5	5	*-6	7	7	8	*-8	9	10	*-11	11
	KAMKASOMPHOU T / BARNEOUD A (FRA)	*-0	0	0	1	*-1	2	3	3	*-4	5	6	6	*-7	8	8	8	*-9	9	10	10	*-10	10	*-11
			*-12	12	*-13	14																		
		11	*-12	12	12	12																		
3	KIM S / LEE K (KOR)	*-0	1	2	3	*-3	3	3	4	*-4	4	4	5	*-5	6	7	7	*-7	8	9	10	11		
	KAMKASOMPHOU T / BARNEOUD A (FRA)	0	0	*-0	0	1	2	*-3	3	4	5	*-6	6	7	7	*-7	8	9	9	*-9	9	9		
4	KIM S / LEE K (KOR)	0	1	*-1	1	2	3	*-3	3	4	4	*-4	4	4	4	*-5	5	6	7	*-8	8			
	KAMKASOMPHOU T / BARNEOUD A (FRA)	*-0	0	1	2	*-2	2	3	4	*-4	5	6	7	*-8	9	9	10	*-10	10	10	11			
5	KIM S / LEE K (KOR)	*-0	1	1	1	*-1	2	2	2	*-2	2	2	2	*-2	2									
	KAMKASOMPHOU T / BARNEOUD A (FRA)	0	0	*-1	2	3	3	*-4	5	6	7	*-8	9	10	11									

### Note:

The "Greatest deficit overcome" only applies when the pair ends up winning the game.

### Legend:

\*- First player of pair is serving      \*- Second player of pair is serving      No. Number



## Detailed Team Match Results

チームの試合結果詳細

Republic of Korea (KOR) 0 - 2 France (FRA)

Match 2: MOON Sung Keum (KOR) 0-3 KAMKASOMPHOU Thu (FRA)

Match Summary		Match	Game 1	Game 2	Game 3	Game 4	Game 5
MOON Sung Keum	KOR	0	8	4	2		
KAMKASOMPHOU Thu	FRA	3	11	11	11		
Duration		14min	4min	4min	4min		

Team Match No.: 2 Table : 1 Umpires : KAMIYA Akiko (JPN) IOKI Setsuko (JPN)

Player Statistics	MOON Sung Keum (KOR)					Match	KAMKASOMPHOU Thu (FRA)					Match
	Game						Game					
	1	2	3	4	5		1	2	3	4	5	
Points won	8	4	2			14	11	11	11			33
Biggest lead	1	-	-			1	3	7	9			9
Points won on own serve	5	3	1			9	6	7	5			18
Points lost on own serve	5	4	6			15	3	1	1			5
Most consecutive points won	2	2	2			2	4	5	9			9
Greatest deficit overcome	-	-	-			-	1	-	-			1
Handedness/Grip						/						/

Game/Match Statistics	Game					Match
	1	2	3	4	5	
Longest rally (strokes)	8	9	7			9
Average rally	4	3	4			3

### Game Progress

1	MOON Sung Keum (KOR)	*0	1	1	1	*1	1	2	3	*3	4	4	5	*5	6	6	7	*7	8	8	8
	KAMKASOMPHOU Thu (FRA)	0	0	*1	2	3	4	*4	4	5	5	*6	6	7	7	*8	8	9	9	*10	11
2	MOON Sung Keum (KOR)	0	0	*0	1	2	2	*2	2	3	3	*4	4	4	4	*4	4				
	KAMKASOMPHOU Thu (FRA)	*0	1	2	2	*2	3	4	5	*5	6	6	7	*8	9	10	11				
3	MOON Sung Keum (KOR)	*0	0	0	0	*0	0	0	0	*0	0	1	2	*2	2						
	KAMKASOMPHOU Thu (FRA)	0	1	*2	3	4	5	*6	7	8	9	*9	9	10	11						

### Note:

The "Greatest deficit overcome" only applies when the player ends up winning the game.

### Legend:

\* Server

No. Number



## Detailed Team Match Results

チームの試合結果詳細

**RPC (RPC) 2 - 0 Brazil (BRA)**

Team Match No.: 3 Table : 3 Umpires : BYSTRICAN Marian (SVK) ZAKI Khaled (EGY)

Match 1			Match	Game 1	Game 2	Game 3	Game 4	Game 5
A/C	SAFONOVA V / ALIEVA M	RPC	3	11	11	8	12	
X/Y	FRANCA dos SANTOS / RODRIGUES LACERDA	BRA	1	5	6	11	10	
Duration of Match 1:			31min	5min	6min	7min	9min	

Match 2			Match	Game 1	Game 2	Game 3	Game 4	Game 5
A	SAFONOVA Viktoriia	RPC	3	11	11	11		
X	FRANCA dos SANTOS Millena	BRA	0	6	9	6		
Duration of Match 2:			19min	6min	6min	6min		

Duration of Team Match	52min
------------------------	-------

Player Statistics	RPC (RPC)			Team Match	Brazil (BRA)			Team Match
	Match				Match			
	1	2	3		1	2	3	
Points won	42	33		75	32	21		53
Biggest lead	6	6		6	5	2		5
Points won on own serve	22	19		41	17	12		29
Points lost on own serve	15	9		24	20	14		34
Most consecutive points won	6	5		6	5	3		5
Greatest deficit overcome	2	2		2	-	-		-

Match/Team Match Statistics	Match			Team Match
	1	2	3	
Longest rally (strokes)	10	9		10
Average rally	4	3		3

**Note:**

The "Greatest deficit overcome" only applies when the player/pair ends up winning the game.

**Legend:**

No. Number





### Detailed Team Match Results

チームの試合結果詳細

RPC (RPC) 2 - 0 Brazil (BRA)

Match 1: SAFONOVA Viktoriia / ALIEVA Maliak (RPC) 3-1 FRANCA dos SANTOS Millena / RODRIGUES LACERDA Lethicia (BRA)

Match Summary		Match	Game 1	Game 2	Game 3	Game 4	Game 5
SAFONOVA Viktoriia / ALIEVA M	RPC	3	11	11	8	12	
FRANCA dos SANTOS Millena / RODRIGUES LACERDA	BRA	1	5	6	11	10	
Duration		31min	5min	6min	7min	9min	

Team Match No.: 3 Table : 3 Umpires : BYSTRICAN Marian (SVK) ZAKI Khaled (EGY)

Player Statistics	SAFONOVA V / ALIEVA M (RPC)						FRANCA dos SANTOS / RODRIGUES LACERDA (BRA)					
	Game					Match	Game					Match
	1	2	3	4	5		1	2	3	4	5	
Points won	11	11	8	12		42	5	6	11	10		32
Biggest lead	6	5	-	4		6	1	2	5	1		5
Points won on own serve	6	6	4	6		22	3	4	5	5		17
Points lost on own serve	2	2	6	5		15	5	5	4	6		20
Most consecutive points won	4	6	3	4		6	1	2	5	3		5
Greatest deficit overcome	1	2	-	1		2	-	-	-	-		-
Handedness/Grip	/ - /						/ - /					

Game/Match Statistics	Game					Match
	1	2	3	4	5	
Longest rally (strokes)	7	7	5	10		10
Average rally	3	4	3	4		4

#### Game Progress

1	SAFONOVA V / ALIEVA M (RPC)	-*0	0	1	2	*-2	3	4	4	*-5	5	6	7	*-7	8	9	10	11						
	FRANCA dos SANTOS / RODRIGUES LACERDA (BRA)	0	1	*-1	1	2	2	*-2	3	3	4	*-4	4	5	5	*-5	5	5						
2	SAFONOVA V / ALIEVA M (RPC)	0	0	*-0	1	2	3	*-4	5	6	6	*-7	7	8	9	*-9	10	10	11					
	FRANCA dos SANTOS / RODRIGUES LACERDA (BRA)	*-0	1	2	2	*-2	2	2	2	*-2	3	3	4	*-4	4	5	5	*-6	6					
3	SAFONOVA V / ALIEVA M (RPC)	*-0	0	0	0	*-0	0	1	1	*-2	2	3	3	*-4	4	5	6	*-7	7	8	8			
	FRANCA dos SANTOS / RODRIGUES LACERDA (BRA)	0	1	*-2	3	4	5	*-5	6	6	7	*-7	8	8	9	*-9	9	9	10	*-10	11			
4	SAFONOVA V / ALIEVA M (RPC)	0	1	*-2	3	4	4	*-4	5	5	5	*-6	6	6	6	*-7	8	8	9	*-9	10	10	*-11	12
	FRANCA dos SANTOS / RODRIGUES LACERDA (BRA)	*-0	0	0	0	*-0	1	2	2	*-3	4	4	5	*-6	7	7	7	*-8	8	9	9	*-10	10	10

#### Note:

The "Greatest deficit overcome" only applies when the pair ends up winning the game.

#### Legend:

\*- First player of pair is serving      \*- Second player of pair is serving      No. Number



## Detailed Team Match Results

チームの試合結果詳細

RPC (RPC) 2 - 0 Brazil (BRA)

Match 2: SAFONOVA Viktoriia (RPC) 3-0 FRANCA dos SANTOS Millena (BRA)

Match Summary		Match	Game 1	Game 2	Game 3	Game 4	Game 5
SAFONOVA Viktoriia	RPC	3	11	11	11		
FRANCA dos SANTOS Millena	BRA	0	6	9	6		
Duration		19min	6min	6min	6min		

Team Match No.: 3 Table : 3 Umpires : BYSTRICAN Marian (SVK) ZAKI Khaled (EGY)

Player Statistics	SAFONOVA Viktoriia (RPC)						FRANCA dos SANTOS Millena (BRA)					
	Game					Match	Game					Match
	1	2	3	4	5		1	2	3	4	5	
Points won	11	11	11			33	6	9	6			21
Biggest lead	5	3	6			6	1	2	-			2
Points won on own serve	7	7	5			19	4	6	2			12
Points lost on own serve	2	3	4			9	4	4	6			14
Most consecutive points won	3	5	3			5	2	3	2			3
Greatest deficit overcome	1	2	-			2	-	-	-			-
Handedness/Grip	/						/					

Game/Match Statistics	Game					Match
	1	2	3	4	5	
Longest rally (strokes)	4	9	6			9
Average rally	2	4	3			3

### Game Progress

1	SAFONOVA Viktoriia (RPC)	*0	0	1	2	*3	3	4	4	*4	5	6	7	*7	8	9	10	*10	11			
	FRANCA dos SANTOS Millena (BRA)	0	1	*1	1	1	2	*2	3	4	4	*4	4	5	5	*5	5	6	6			
2	SAFONOVA Viktoriia (RPC)	0	0	*1	2	3	3	*3	4	4	4	*4	5	6	7	*8	9	9	9	*10	10	11
	FRANCA dos SANTOS Millena (BRA)	*0	1	1	1	*1	2	3	3	*4	5	6	6	*6	6	6	6	*7	8	8	9	9
3	SAFONOVA Viktoriia (RPC)	*0	1	2	2	*3	3	4	5	*6	6	7	8	*9	9	9	10	*10	11			
	FRANCA dos SANTOS Millena (BRA)	0	0	*0	1	1	2	*2	2	2	3	*3	3	3	4	*5	5	6	6			

**Note:**  
The "Greatest deficit overcome" only applies when the player ends up winning the game.

**Legend:**  
\* Server  
No. Number



## Detailed Team Match Results

チームの試合結果詳細

Norway (NOR) 0 - 2 Netherlands (NED)

Team Match No.: 4 Table : 4 Umpires : VARAYANON Chusakul (THA) BOGREN Ingrid (SWE)

Match 1			Match	Game 1	Game 2	Game 3	Game 4	Game 5
A/B	KORNELIUSSEN N / DAHLEN A	NOR	2	9	11	7	14	4
X/Y	van ZON K / van HOOFF F	NED	3	11	6	11	12	11
Duration of Match 1:			40min	7min	7min	7min	10min	6min

Match 2			Match	Game 1	Game 2	Game 3	Game 4	Game 5
A	KORNELIUSSEN Nora	NOR	0	2	3	6		
X	van ZON Kelly	NED	3	11	11	11		
Duration of Match 2:			13min	3min	4min	5min		

Duration of Team Match	58min
------------------------	-------

Player Statistics	Norway (NOR)				Netherlands (NED)			
	Match			Team Match	Match			Team Match
	1	2	3		1	2	3	
Points won	45	11		56	51	33		84
Biggest lead	5	2		5	8	9		9
Points won on own serve	21	7		28	23	18		41
Points lost on own serve	28	15		43	24	4		28
Most consecutive points won	5	4		5	8	9		9
Greatest deficit overcome	4	-		4	2	2		2

Match/Team Match Statistics	Match			Team Match
	1	2	3	
Longest rally (strokes)	9	9		9
Average rally	3	3		3

**Note:**  
The "Greatest deficit overcome" only applies when the player/pair ends up winning the game.

**Legend:**  
No. Number



## Detailed Team Match Results

チームの試合結果詳細

Norway (NOR) **0 - 2** Netherlands (NED)

### Match 1:

KORNELIUSSEN Nora (NOR) **2-3** van ZON Kelly (NED)  
DAHLEN Aida (NOR) van HOOF Frederique (NED)

#### Match Summary

	Match	Game 1	Game 2	Game 3	Game 4	Game 5
KORNELIUSSEN Nora / DAHLEN A	NOR	2	9	11	7	14
van ZON Kelly / van HOOF F	NED	3	11	6	11	12
	Duration	40min	7min	7min	7min	10min
			6min			

Team Match No.: 4 Table : 4 Umpires : VARAYANON Chusakul (THA) BOGREN Ingrid (SWE)

Player Statistics	KORNELIUSSEN N / DAHLEN A (NOR)						van ZON K / van HOOF F (NED)					
	Game					Match	Game					Match
	1	2	3	4	5		1	2	3	4	5	
Points won	9	11	7	14	4	45	11	6	11	12	11	51
Biggest lead	2	5	1	3	-	5	3	-	5	4	8	8
Points won on own serve	4	5	3	7	2	21	5	3	4	6	5	23
Points lost on own serve	6	3	7	6	6	28	5	6	4	7	2	24
Most consecutive points won	5	5	3	4	2	5	3	4	4	4	8	8
Greatest deficit overcome	-	-	-	4	-	4	2	-	1	-	-	2
Handedness/Grip	/ - /						/ - /					

Game/Match Statistics	Game					Match
	1	2	3	4	5	
Longest rally (strokes)	4	6	9	8	8	9
Average rally	3	3	4	4	4	3

#### Game Progress

1	KORNELIUSSEN N / DAHLEN A (NOR)	*-0	0	0	0	*-1	2	3	4	*-5	5	5	5	*-6	6	6	7	*-7	8	9	9	9	9	
	van ZON K / van HOOF F (NED)	0	1	*-2	3	3	3	*-3	3	3	4	*-5	6	6	7	*-8	8	9	9	*-9	10	11	11	
2	KORNELIUSSEN N / DAHLEN A (NOR)	0	1	*-2	2	3	4	*-4	5	6	6	*-6	6	6	7	*-8	9	10	11					
	van ZON K / van HOOF F (NED)	*-0	0	0	1	*-1	1	2	2	*-2	3	4	5	*-6	6	6	6	*-6	6					
3	KORNELIUSSEN N / DAHLEN A (NOR)	*-0	0	0	1	*-2	3	3	3	*-3	4	4	4	*-4	4	5	6	*-7	7	7				
	van ZON K / van HOOF F (NED)	0	1	*-2	2	2	2	*-3	4	5	5	*-6	7	8	9	*-9	9	9	10	11				
4	KORNELIUSSEN N / DAHLEN A (NOR)	0	0	*-0	0	0	1	*-2	3	4	4	*-5	5	6	7	*-8	9	9	9	*-9	10	10	*-10	11
	van ZON K / van HOOF F (NED)	*-0	1	2	3	*-4	4	4	4	*-4	5	5	6	*-6	6	6	6	*-7	8	9	9	*-10	11	*-11
		*-12	12	*-13	14																			
		11	*-12	12	12																			
5	KORNELIUSSEN N / DAHLEN A (NOR)	*-0	0	1	1	*-1	1	1	1	*-1	1	1	2	*-3	3	4	4							
	van ZON K / van HOOF F (NED)	0	1	*-1	2	3	4	*-5	6	7	8	*-9	9	9	10	*-10	11							

#### Note:

The "Greatest deficit overcome" only applies when the pair ends up winning the game.

#### Legend:

\*- First player of pair is serving      \*- Second player of pair is serving      No. Number



## Detailed Team Match Results

チームの試合結果詳細

Norway (NOR) 0 - 2 Netherlands (NED)

Match 2: KORNELIUSSEN Nora (NOR) 0-3 van ZON Kelly (NED)

Match Summary		Match	Game 1	Game 2	Game 3	Game 4	Game 5
KORNELIUSSEN Nora	NOR	0	2	3	6		
van ZON Kelly	NED	3	11	11	11		
Duration		13min	3min	4min	5min		

Team Match No.: 4 Table : 4 Umpires : VARAYANON Chusakul (THA) BOGREN Ingrid (SWE)

Player Statistics	KORNELIUSSEN Nora (NOR)						van ZON Kelly (NED)					
	Game					Match	Game					Match
	1	2	3	4	5		1	2	3	4	5	
Points won	2	3	6			11	11	11	11			33
Biggest lead	-	-	2			2	9	8	5			9
Points won on own serve	1	3	3			7	5	8	5			18
Points lost on own serve	6	3	6			15	1	0	3			4
Most consecutive points won	1	1	4			4	9	4	5			9
Greatest deficit overcome	-	-	-			-	-	-	2			2
Handedness/Grip	/						/					

Game/Match Statistics	Game					Match
	1	2	3	4	5	
Longest rally (strokes)	5	9	6			9
Average rally	3	4	3			3

### Game Progress

1	KORNELIUSSEN Nora (NOR)	*0	0	1	1	*2	2	2	2	*2	2	2	2	*2	2
	van ZON Kelly (NED)	0	1	*1	2	2	3	*4	5	6	7	*8	9	10	11
2	KORNELIUSSEN Nora (NOR)	0	0	*0	1	1	1	*1	1	2	2	*2	3	3	3
	van ZON Kelly (NED)	*0	1	2	2	*3	4	5	6	*6	7	8	8	*9	10
3	KORNELIUSSEN Nora (NOR)	*0	0	0	1	*2	3	4	4	*4	4	4	4	*5	6
	van ZON Kelly (NED)	0	1	*2	2	2	2	*2	3	4	5	*6	7	7	7

### Note:

The "Greatest deficit overcome" only applies when the player ends up winning the game.

### Legend:

\* Server

No. Number



## Detailed Team Match Results

チームの試合結果詳細

People's Republic of China (CHN) 2 - 0 France (FRA)

Team Match No.: 5 Table : 2 Umpires : SAMAL Jiban Ballav (IND) GULLBERG Jens (DEN)

Match 1			Match	Game 1	Game 2	Game 3	Game 4	Game 5
A/B	MAO J / HUANG W	CHN	3	11	11	11		
X/Y	BARNEOUD A / KAMKASOMPHOU T	FRA	0	6	3	3		
Duration of Match 1:			14min	5min	4min	4min		

Match 2			Match	Game 1	Game 2	Game 3	Game 4	Game 5
A	MAO Jingdian	CHN	3	11	11	11		
X	BARNEOUD Anne	FRA	0	7	2	2		
Duration of Match 2:			14min	5min	4min	5min		

Duration of Team Match		32min
------------------------	--	-------

Player Statistics	People's Republic of China (CHN)			Team Match	France (FRA)			Team Match
	Match				Match			
	1	2	3		1	2	3	
Points won	33	33		66	12	11		23
Biggest lead	8	9		9	2	-		2
Points won on own serve	16	21		37	5	9		14
Points lost on own serve	7	2		9	17	12		29
Most consecutive points won	8	9		9	2	2		2
Greatest deficit overcome	2	-		2	-	-		-

Match/Team Match Statistics	Match			Team Match
	1	2	3	
Longest rally (strokes)	13	11		13
Average rally	4	4		4

**Note:**

The "Greatest deficit overcome" only applies when the player/pair ends up winning the game.

**Legend:**

No. Number



## Detailed Team Match Results

チームの試合結果詳細

People's Republic of China (CHN) 2 - 0 France (FRA)

### Match 1:

MAO Jingdian (CHN) 3-0 BARNEOUD Anne (FRA)  
HUANG Wenjuan (CHN) KAMKASOMPHOU Thu (FRA)

Match Summary		Match	Game 1	Game 2	Game 3	Game 4	Game 5
MAO Jingdian / HUANG W	CHN	3	11	11	11		
BARNEOUD Anne / KAMKASOMPHOU T	FRA	0	6	3	3		
Duration		14min	5min	4min	4min		

Team Match No.: 5 Table : 2 Umpires : SAMAL Jiban Ballav (IND) GULLBERG Jens (DEN)

Player Statistics	MAO J / HUANG W (CHN)					Match	BARNEOUD A / KAMKASOMPHOU T (FRA)					Match
	Game						Game					
	1	2	3	4	5		1	2	3	4	5	
Points won	11	11	11			33	6	3	3			12
Biggest lead	6	8	8			8	-	1	2			2
Points won on own serve	7	4	5			16	4	1	0			5
Points lost on own serve	2	2	3			7	4	7	6			17
Most consecutive points won	5	5	8			8	2	1	2			2
Greatest deficit overcome	-	1	2			2	-	-	-			-
Handedness/Grip	/ - /						/ - /					

Game/Match Statistics	Game					Match
	1	2	3	4	5	
Longest rally (strokes)	13	7	9			13
Average rally	4	4	5			4

### Game Progress

1	MAO J / HUANG W (CHN)	-*0	1	2	2	*-3	4	4	5	-*5	5	6	7	*-8	9	10	10	-*10	11
	BARNEOUD A / KAMKASOMPHOU T (FRA)	0	0	*-0	1	1	1	*-2	2	3	4	*-4	4	4	4	*-4	5	6	6
2	MAO J / HUANG W (CHN)	0	0	*-1	2	3	4	*-5	5	6	7	*-8	8	9	10	11			
	BARNEOUD A / KAMKASOMPHOU T (FRA)	*-0	1	1	1	*-1	1	1	2	*-2	2	2	3	*-3	3	3			
3	MAO J / HUANG W (CHN)	-*0	0	0	1	*-2	3	3	4	-*5	6	7	8	*-9	10	11			
	BARNEOUD A / KAMKASOMPHOU T (FRA)	0	1	*-2	2	2	2	*-3	3	3	3	*-3	3	3	3	3			

### Note:

The "Greatest deficit overcome" only applies when the pair ends up winning the game.

### Legend:

\*- First player of pair is serving      \*- Second player of pair is serving      No. Number



## Detailed Team Match Results

チームの試合結果詳細

People's Republic of China (CHN) 2 - 0 France (FRA)

Match 2: MAO Jingdian (CHN) 3-0 BARNEOUD Anne (FRA)

Match Summary		Match	Game 1	Game 2	Game 3	Game 4	Game 5
MAO Jingdian	CHN	3	11	11	11		
BARNEOUD Anne	FRA	0	7	2	2		
Duration		14min	5min	4min	5min		

Team Match No.: 5 Table : 2 Umpires : SAMAL Jiban Ballav (IND) GULLBERG Jens (DEN)

Player Statistics	MAO Jingdian (CHN)						BARNEOUD Anne (FRA)					
	Game					Match	Game					Match
	1	2	3	4	5		1	2	3	4	5	
Points won	11	11	11			33	7	2	2			11
Biggest lead	4	9	9			9	-	-	-			-
Points won on own serve	9	6	6			21	6	2	1			9
Points lost on own serve	1	0	1			2	2	5	5			12
Most consecutive points won	3	7	9			9	2	1	1			2
Greatest deficit overcome	-	-	-			-	-	-	-			-
Handedness/Grip	/						/					

Game/Match Statistics	Game					Match
	1	2	3	4	5	
Longest rally (strokes)	11	9	10			11
Average rally	4	4	4			4

### Game Progress

1	MAO Jingdian (CHN)	*0	1	1	2	*2	3	4	4	*4	5	6	6	*6	7	8	9	*9	10	11
	BARNEOUD Anne (FRA)	0	0	*1	1	2	2	*2	3	4	4	*4	5	6	6	*6	6	7	7	7
2	MAO Jingdian (CHN)	0	1	*1	2	3	4	*5	6	7	8	*8	9	10	11					
	BARNEOUD Anne (FRA)	*0	0	1	1	*1	1	1	1	*1	1	2	2	*2	2					
3	MAO Jingdian (CHN)	*0	1	1	2	*3	4	5	6	*7	8	9	10	*10	11					
	BARNEOUD Anne (FRA)	0	0	*1	1	1	1	*1	1	1	1	*1	1	2	2					

### Note:

The "Greatest deficit overcome" only applies when the player ends up winning the game.

### Legend:

\* Server

No. Number





## Detailed Team Match Results

チームの試合結果詳細

Netherlands (NED) 2 - 1 RPC (RPC)

Team Match No.: 6 Table : 4 Umpires : KHALILI MARANDI Pari (MAS) DZIOBA Grzegorz (CAN)

Match 1			Match	Game 1	Game 2	Game 3	Game 4	Game 5
A/B	van HOOF F / van ZON K	NED	3	12	11	3	11	
X/Z	SAFONOVA V / ALIEVA M	RPC	1	10	9	11	9	
Duration of Match 1:			26min	6min	6min	4min	7min	

Match 2			Match	Game 1	Game 2	Game 3	Game 4	Game 5
A	van HOOF Frederique	NED	1	7	12	5	11	
X	SAFONOVA Viktoriia	RPC	3	11	10	11	13	
Duration of Match 2:			29min	5min	6min	6min	9min	

Match 3			Match	Game 1	Game 2	Game 3	Game 4	Game 5
B	van ZON Kelly	NED	3	11	11	11		
Y	CHEBANIKA Raisa	RPC	0	4	5	2		
Duration of Match 3:			13min	4min	5min	3min		

Duration of Team Match	1h13min
------------------------	---------

Player Statistics	Netherlands (NED)				RPC (RPC)			
	Match			Team Match	Match			Team Match
	1	2	3		1	2	3	
Points won	37	35	33	105	39	45	11	95
Biggest lead	5	3	9	9	8	6	-	8
Points won on own serve	16	22	16	54	16	28	6	50
Points lost on own serve	23	17	5	45	21	13	17	51
Most consecutive points won	5	4	8	8	5	5	4	5
Greatest deficit overcome	4	2	-	4	-	3	-	3

Match/Team Match Statistics	Match			Team Match
	1	2	3	
Longest rally (strokes)	12	17	16	17
Average rally	4	4	4	4

**Note:**

The "Greatest deficit overcome" only applies when the player/pair ends up winning the game.

**Legend:**

No. Number



## Detailed Team Match Results

チームの試合結果詳細

Netherlands (NED) 2 - 1 RPC (RPC)

### Match 1:

van HOOFF Frederique / van ZON Kelly (NED) 3-1 SAFONOVA Viktoriia / ALIEVA Maliak (RPC)

Match Summary		Match	Game 1	Game 2	Game 3	Game 4	Game 5
van HOOFF Frederique / van ZON K	NED	3	12	11	3	11	
SAFONOVA Viktoriia / ALIEVA M	RPC	1	10	9	11	9	
	Duration	26min	6min	6min	4min	7min	

Team Match No.: 6 Table : 4 Umpires : KHALILI MARANDI Pari (MAS) DZIOBA Grzegorz (CAN)

Player Statistics	van HOOFF F / van ZON K (NED)						SAFONOVA V / ALIEVA M (RPC)					
	Game					Match	Game					Match
	1	2	3	4	5		1	2	3	4	5	
Points won	12	11	3	11		37	10	9	11	9		39
Biggest lead	2	2	-	5		5	3	4	8	-		8
Points won on own serve	6	5	0	5		16	5	4	3	4		16
Points lost on own serve	5	5	8	5		23	6	6	3	6		21
Most consecutive points won	3	5	1	3		5	2	4	4	5		5
Greatest deficit overcome	3	4	-	-		4	-	-	-	-		-
Handedness/Grip	/ - /						/ - /					

Game/Match Statistics	Game					Match
	1	2	3	4	5	
Longest rally (strokes)	7	12	6	8		12
Average rally	4	4	4	4		4

### Game Progress

1	van HOOFF F / van ZON K (NED)	*-0	0	0	1	*-1	1	2	3	*-3	3	4	5	*-6	6	7	7	*-7	8	9	9	*-10	11	12
	SAFONOVA V / ALIEVA M (RPC)	0	1	*-2	2	3	4	*-4	4	5	6	*-6	6	6	7	*-7	8	9	9	*-9	10	10	*-10	10
2	van HOOFF F / van ZON K (NED)	0	0	*-1	1	1	2	*-3	3	3	3	*-3	4	5	6	*-6	6	7	8	*-9	10	11		
	SAFONOVA V / ALIEVA M (RPC)	*-0	1	1	2	*-3	3	3	4	*-5	6	7	7	*-7	7	8	9	*-9	9	9	9	9		
3	van HOOFF F / van ZON K (NED)	*-0	0	0	1	*-1	1	1	1	*-2	2	2	2	*-3	3	3								
	SAFONOVA V / ALIEVA M (RPC)	0	1	*-2	2	3	4	*-5	6	6	7	*-8	9	9	10	11								
4	van HOOFF F / van ZON K (NED)	0	1	*-2	2	3	4	*-5	5	6	7	*-7	7	7	7	*-7	8	8	9	*-9	10	11		
	SAFONOVA V / ALIEVA M (RPC)	*-0	0	0	1	*-1	1	1	2	*-2	2	3	4	*-5	6	7	7	*-8	8	9	9	9		

### Note:

The "Greatest deficit overcome" only applies when the pair ends up winning the game.

### Legend:

\*- First player of pair is serving      \*- Second player of pair is serving      No. Number



## Detailed Team Match Results

チームの試合結果詳細

Netherlands (NED) 2 - 1 RPC (RPC)

Match 2: van HOOFF Frederique (NED) 1-3 SAFONOVA Viktoriia (RPC)

Match Summary		Match	Game 1	Game 2	Game 3	Game 4	Game 5
van HOOFF Frederique	NED	1	7	12	5	11	
SAFONOVA Viktoriia	RPC	3	11	10	11	13	
	Duration	29min	5min	6min	6min	9min	

Team Match No.: 6 Table : 4 Umpires : KHALILI MARANDI Pari (MAS) DZIOBA Grzegorz (CAN)

Player Statistics	van HOOFF Frederique (NED)						SAFONOVA Viktoriia (RPC)					
	Game					Match	Game					Match
	1	2	3	4	5		1	2	3	4	5	
Points won	7	12	5	11		35	11	10	11	13		45
Biggest lead	3	3	1	1		3	4	2	6	3		6
Points won on own serve	5	6	4	7		22	8	5	7	8		28
Points lost on own serve	3	5	4	5		17	2	6	1	4		13
Most consecutive points won	2	4	3	4		4	4	3	5	3		5
Greatest deficit overcome	-	2	-	-		2	3	-	1	1		3
Handedness/Grip	/						/					

Game/Match Statistics	Game					Match
	1	2	3	4	5	
Longest rally (strokes)	6	10	17	10		17
Average rally	3	4	5	4		4

### Game Progress

1	van HOOFF Frederique (NED)	0	1	*1	2	3	3	*4	5	5	5	*5	5	6	6	*6	7	7	7	7	SAFONOVA Viktoriia (RPC)	*0	0	1	1	*1	2	2	2	*3	4	5	6	*6	7	8	8	*9	10	11								
2	van HOOFF Frederique (NED)	*0	0	0	1	*2	3	4	4	*5	6	6	7	*7	7	8	8	*9	10	10	10	*10	11	12	SAFONOVA Viktoriia (RPC)	0	1	*2	2	2	2	*2	3	3	3	*4	4	5	6	*6	7	7	7	*8	9	10	*10	10
3	van HOOFF Frederique (NED)	0	0	*0	1	2	3	*3	3	3	3	*3	4	4	4	*4	5	5	SAFONOVA Viktoriia (RPC)	*0	1	2	2	*2	2	3	4	*5	6	7	7	*8	9	10	10	11												
4	van HOOFF Frederique (NED)	*0	0	1	1	*1	2	2	2	*3	4	5	6	*6	7	7	7	*8	8	9	9	*10	11	*11	SAFONOVA Viktoriia (RPC)	0	1	*1	2	3	3	*4	5	5	5	*5	5	6	6	*7	8	8	9	*9	10	10	*10	11
		11	11	*12	13																																											

**Note:**  
The "Greatest deficit overcome" only applies when the player ends up winning the game.

**Legend:**  
\* Server  
No. Number



## Detailed Team Match Results

チームの試合結果詳細

Netherlands (NED) 2 - 1 RPC (RPC)

Match 3: van ZON Kelly (NED) 3-0 CHEBANIKAI Raisa (RPC)

Match Summary		Match	Game 1	Game 2	Game 3	Game 4	Game 5
van ZON Kelly	NED	3	11	11	11		
CHEBANIKAI Raisa	RPC	0	4	5	2		
	Duration	13min	4min	5min	3min		

Team Match No.: 6 Table : 4 Umpires : KHALILI MARANDI Pari (MAS) DZIOBA Grzegorz (CAN)

Player Statistics	van ZON Kelly (NED)						CHEBANIKAI Raisa (RPC)					
	Game					Match	Game					Match
	1	2	3	4	5		1	2	3	4	5	
Points won	11	11	11			33	4	5	2			11
Biggest lead	7	6	9			9	-	-	-			-
Points won on own serve	5	6	5			16	2	3	1			6
Points lost on own serve	2	2	1			5	6	5	6			17
Most consecutive points won	4	6	8			8	2	4	1			4
Greatest deficit overcome	-	-	-			-	-	-	-			-
Handedness/Grip	/						/					

Game/Match Statistics	Game					Match
	1	2	3	4	5	
Longest rally (strokes)	7	8	16			16
Average rally	4	4	4			4

### Game Progress

1	van ZON Kelly (NED)	0	1	*2	3	4	4	*5	6	7	7	*8	8	8	9	*10	11
	CHEBANIKAI Raisa (RPC)	*0	0	0	0	*0	1	1	1	*1	2	2	3	*4	4	4	4
2	van ZON Kelly (NED)	*0	1	2	3	*4	5	6	6	*7	7	7	*7	8	9	10	11
	CHEBANIKAI Raisa (RPC)	0	0	*0	0	0	0	*0	1	1	2	*3	4	5	5	*5	5
3	van ZON Kelly (NED)	0	1	*2	3	4	5	*6	7	8	8	*9	10	10	11		
	CHEBANIKAI Raisa (RPC)	*0	0	0	0	*0	0	0	0	*0	1	1	1	*2	2		

### Note:

The "Greatest deficit overcome" only applies when the player ends up winning the game.

### Legend:

\* Server

No. Number



## Detailed Team Match Results

チームの試合結果詳細

People's Republic of China (CHN) 2 - 0 Netherlands (NED)

Team Match No.: 7 Table : 2 Umpires : KHALILI MARANDI Pari (MAS) VARAYANON Chusakul (THA)

Match 1			Match	Game 1	Game 2	Game 3	Game 4	Game 5
A/B	MAO J / HUANG W	CHN	3	11	11	11		
X/Y	van HOOFF F / van ZON K	NED	0	2	7	6		
Duration of Match 1:			15min	3min	5min	5min		

Match 2			Match	Game 1	Game 2	Game 3	Game 4	Game 5
A	MAO Jingdian	CHN	3	11	11	11		
X	van HOOFF Frederique	NED	0	3	2	4		
Duration of Match 2:			14min	5min	4min	5min		

Duration of Team Match	33min
------------------------	-------

Player Statistics	People's Republic of China (CHN)				Netherlands (NED)			
	Match			Team Match	Match			Team Match
	1	2	3		1	2	3	
Points won	33	33		66	15	9		24
Biggest lead	9	9		9	-	-		-
Points won on own serve	12	18		30	3	7		10
Points lost on own serve	12	2		14	21	15		36
Most consecutive points won	6	9		9	2	3		3
Greatest deficit overcome	-	-		-	-	-		-

Match/Team Match Statistics	Match			Team Match
	1	2	3	
Longest rally (strokes)	11	11		11
Average rally	4	5		4

**Note:**

The "Greatest deficit overcome" only applies when the player/pair ends up winning the game.

**Legend:**

No. Number



## Detailed Team Match Results

チームの試合結果詳細

People's Republic of China (CHN) 2 - 0 Netherlands (NED)

### Match 1:

MAO Jingdian (CHN) 3-0 van HOOF Frederique (NED)  
HUANG Wenjuan (CHN) van ZON Kelly (NED)

#### Match Summary

	Match	Game 1	Game 2	Game 3	Game 4	Game 5
MAO Jingdian / HUANG W	CHN 3	11	11	11		
van HOOF Frederique / van ZON K	NED 0	2	7	6		
	Duration	15min	3min	5min	5min	

Team Match No.: 7 Table : 2 Umpires : KHALILI MARANDI Pari (MAS) VARAYANON Chusakul (THA)

Player Statistics	MAO J / HUANG W (CHN)						van HOOF F / van ZON K (NED)					
	Game					Match	Game					Match
	1	2	3	4	5		1	2	3	4	5	
Points won	11	11	11			33	2	7	6			15
Biggest lead	9	5	5			9	-	-	-			-
Points won on own serve	5	4	3			12	1	1	1			3
Points lost on own serve	1	6	5			12	6	7	8			21
Most consecutive points won	6	3	5			6	1	2	2			2
Greatest deficit overcome	-	-	-			-	-	-	-			-
Handedness/Grip	/ - /						/ - /					

Game/Match Statistics	Game					Match
	1	2	3	4	5	
Longest rally (strokes)	9	7	11			11
Average rally	4	4	4			4

#### Game Progress

1	MAO J / HUANG W (CHN)	0	1	*-2	3	4	5	*-6	6	7	7	*-8	9	10	11					
	van HOOF F / van ZON K (NED)	*-0	0	0	0	*-0	0	0	1	*-1	2	2	2	*-2	2					
2	MAO J / HUANG W (CHN)	*-0	1	1	2	*-3	3	3	4	*-5	6	6	7	*-8	9	9	9	*-10	10	11
	van HOOF F / van ZON K (NED)	0	0	*-1	1	1	2	*-3	3	3	3	*-4	4	4	4	*-5	6	6	7	7
3	MAO J / HUANG W (CHN)	0	1	*-2	2	2	3	*-4	4	4	5	*-5	6	7	8	*-9	10	10	11	
	van HOOF F / van ZON K (NED)	*-0	0	0	1	*-2	2	2	3	*-4	4	5	5	*-5	5	5	5	*-6	6	

#### Note:

The "Greatest deficit overcome" only applies when the pair ends up winning the game.

#### Legend:

\*- First player of pair is serving      \*- Second player of pair is serving      No. Number



## Detailed Team Match Results

チームの試合結果詳細

People's Republic of China (CHN) 2 - 0 Netherlands (NED)

Match 2: MAO Jingdian (CHN) 3-0 van HOOF Frederique (NED)

Match Summary		Match	Game 1	Game 2	Game 3	Game 4	Game 5
MAO Jingdian	CHN	3	11	11	11		
van HOOF Frederique	NED	0	3	2	4		
	Duration	14min	5min	4min	5min		

Team Match No.: 7 Table : 2 Umpires : KHALILI MARANDI Pari (MAS) VARAYANON Chusakul (THA)

Player Statistics	MAO Jingdian (CHN)						van HOOF Frederique (NED)					
	Game					Match	Game					Match
	1	2	3	4	5		1	2	3	4	5	
Points won	11	11	11			33	3	2	4			9
Biggest lead	8	9	9			9	-	-	-			-
Points won on own serve	5	7	6			18	2	2	3			7
Points lost on own serve	1	0	1			2	6	4	5			15
Most consecutive points won	5	6	9			9	2	2	3			3
Greatest deficit overcome	-	-	-			-	-	-	-			-
Handedness/Grip	/						/					

Game/Match Statistics	Game					Match
	1	2	3	4	5	
Longest rally (strokes)	9	11	11			11
Average rally	4	5	5			5

### Game Progress

1	MAO Jingdian (CHN)	0	1	*2	3	4	4	*4	5	6	7	*8	9	9	10	11	
	van HOOF Frederique (NED)	*0	0	0	0	*0	1	2	2	*2	2	2	2	*3	3	3	
2	MAO Jingdian (CHN)	*0	1	2	3	*4	5	6	6	*6	7	8	9	*10	11		
	van HOOF Frederique (NED)	0	0	*0	0	0	0	*0	1	2	2	*2	2	2	2		
3	MAO Jingdian (CHN)	0	1	*2	3	4	5	*6	7	8	9	*9	10	10	10	*10	11
	van HOOF Frederique (NED)	*0	0	0	0	*0	0	0	0	*0	0	1	1	*2	3	4	4

### Note:

The "Greatest deficit overcome" only applies when the player ends up winning the game.

### Legend:

\* Server

No. Number



## Player Statistics

プレーヤーの統計

As of THU 2 SEP 2021

Players	NPC Code	Matches				Games				Match Duration		
		Played	Won	Lost	%Won	Played	Won	Lost	%Won	All	Average	
BARNEOUD Anne	FRA	1	0	1	0%	3	0	3	0%	14min	14min	
		Points Won				Points Lost						
		Total	Own Serve: 9			Most Consecutive: 2		Total	Own Serve: 12			Most Consecutive: 9
		11	Opp. Serve: 2			GDO: 0		33	Opp. Serve: 21			GLL: 0
CHEBANIKAI Raisa	RPC	1	0	1	0%	3	0	3	0%	13min	13min	
		Points Won				Points Lost						
		Total	Own Serve: 6			Most Consecutive: 4		Total	Own Serve: 17			Most Consecutive: 8
		11	Opp. Serve: 5			GDO: 0		33	Opp. Serve: 16			GLL: 0
FRANCA dos SANTOS	BRA	1	0	1	0%	3	0	3	0%	19min	19min	
		Points Won				Points Lost						
		Total	Own Serve: 12			Most Consecutive: 3		Total	Own Serve: 14			Most Consecutive: 5
		21	Opp. Serve: 9			GDO: 0		33	Opp. Serve: 19			GLL: 2
GREBE Stephanie	GER	1	0	1	0%	3	0	3	0%	13min	13min	
		Points Won				Points Lost						
		Total	Own Serve: 4			Most Consecutive: 1		Total	Own Serve: 16			Most Consecutive: 7
		8	Opp. Serve: 4			GDO: 0		33	Opp. Serve: 17			GLL: 1
KAMKASOMPHOU Thu	FRA	1	1	0	100%	3	3	0	100%	14min	14min	
		Points Won				Points Lost						
		Total	Own Serve: 18			Most Consecutive: 9		Total	Own Serve: 5			Most Consecutive: 2
		33	Opp. Serve: 15			GDO: 1		14	Opp. Serve: 9			GLL: 0
KORNELIUSSEN Nora	NOR	1	0	1	0%	3	0	3	0%	13min	13min	
		Points Won				Points Lost						
		Total	Own Serve: 7			Most Consecutive: 4		Total	Own Serve: 15			Most Consecutive: 9
		11	Opp. Serve: 4			GDO: 0		33	Opp. Serve: 18			GLL: 2
MAO Jingdian	CHN	3	3	0	100%	9	9	0	100%	41min	14min	
		Points Won				Points Lost						
		Total	Own Serve: 56			Most Consecutive: 9		Total	Own Serve: 8			Most Consecutive: 3
		99	Opp. Serve: 43			GDO: 1		28	Opp. Serve: 20			GLL: 0





## Player Statistics

プレイヤーの統計

As of THU 2 SEP 2021

Players	NPC Code	Matches				Games				Match Duration		
		Played	Won	Lost	%Won	Played	Won	Lost	%Won	All	Average	
MOON Sung Keum	KOR	1	0	1	0%	3	0	3	0%	14min	14min	
		Points Won				Points Lost						
		Total	Own Serve: 9			Most Consecutive: 2		Total	Own Serve: 15			Most Consecutive: 9
		14	Opp. Serve: 5			GDO: 0		33	Opp. Serve: 18			GLL: 1
SAFONOVA Viktoriia	RPC	Matches				Games				Match Duration		
		Played	Won	Lost	%Won	Played	Won	Lost	%Won	All	Average	
		2	2	0	100%	7	6	1	86%	48min	24min	
		Points Won				Points Lost						
Total	Own Serve: 47			Most Consecutive: 5		Total	Own Serve: 22			Most Consecutive: 4		
78	Opp. Serve: 31			GDO: 3		56	Opp. Serve: 34			GLL: 2		
van HOOFF Frederique	NED	Matches				Games				Match Duration		
		Played	Won	Lost	%Won	Played	Won	Lost	%Won	All	Average	
		2	0	2	0%	7	1	6	14%	43min	22min	
		Points Won				Points Lost						
Total	Own Serve: 29			Most Consecutive: 4		Total	Own Serve: 32			Most Consecutive: 9		
44	Opp. Serve: 15			GDO: 2		78	Opp. Serve: 46			GLL: 3		
van ZON Kelly	NED	Matches				Games				Match Duration		
		Played	Won	Lost	%Won	Played	Won	Lost	%Won	All	Average	
		2	2	0	100%	6	6	0	100%	26min	13min	
		Points Won				Points Lost						
Total	Own Serve: 34			Most Consecutive: 9		Total	Own Serve: 9			Most Consecutive: 4		
66	Opp. Serve: 32			GDO: 2		22	Opp. Serve: 13			GLL: 0		

**Note:**  
The "Greatest deficit overcome" only applies when the player ends up winning the game and "Greatest lead lost" only when losing.

**Legend:**  
GDO Greatest deficit overcome    GLL Greatest lead lost    Opp. Opponent's



## Tournament Statistics

トーナメントの統計

As of THU 2 SEP 2021

Statistics	Quarterfinals	Semifinals	Finals	Total
<b>Team Matches</b>				
Total	4	2	1	7
Game Margin: 2:0	4 100%	1 50%	1 100%	6 86%
2:1		1 50%		1 14%
Invalid Results Mark				
Duration: Total	3h27min	1h45min	33min	5h45min
Longest	1h2min	1h13min	33min	1h13min
Shortest	35min	32min	33min	32min
Average	52min	53min	33min	49min
<b>Matches</b>				
Total	8	5	2	15
Game Margin: 3:0	5 63%	3 60%	2 100%	10 67%
3:1	1 13%	2 40%		3 20%
3:2	2 25%			2 13%
Invalid Results Mark				
Duration: Total	3h8min	1h36min	29min	5h13min
Longest	40min	29min	15min	40min
Shortest	13min	13min	14min	13min
Average	24min	19min	15min	21min
<b>Games</b>				
Total	29	17	6	52
Point Margin: 11				
10				
9	5 17%	3 18%	2 33%	10 19%
8	1 3%	3 18%	1 17%	5 10%
7	3 10%	1 6%	1 17%	5 10%
6	2 7%	2 12%		4 8%
5	5 17%	1 6%	1 17%	7 13%
4	3 10%	2 12%	1 17%	6 12%
3	3 10%			3 6%
2	7 24%	5 29%		12 23%
Invalid Results Mark				
Duration: Total	2h47min	1h28min	27min	4h42min
Longest	10min	9min	5min	10min
Shortest	3min	3min	3min	3min
Average	6min	5min	5min	5min
<b>Points</b>				
Total	506	289	90	885
Per game	17.45	17.00	15.00	17.02
Most consecutive won	9	9	9	9
Greatest deficit overcome	4	4	0	4
Longest rally	12	17	11	17
Average rally	4	4	4	4

**Note:**

The "Greatest deficit overcome" only applies when the player/pair ends up winning the game.



**Medallists**  
メダリスト

Medal	NPC	Name
GOLD	CHN - People's Republic of China	HUANG Wenjuan MAO Jingdian WANG Rui
SILVER	NED - Netherlands	van HOOFF Frederique van ZON Kelly
BRONZE	FRA - France	BARNEOUD Anne KAMKASOMPHOU Thu
	RPC - RPC	ALIEVA Maliak CHEBANIKA Raisa SAFONOVA Viktoriia



**Entry List by Event**  
種目別エントリーリスト

As of TUE 31 AUG 2021

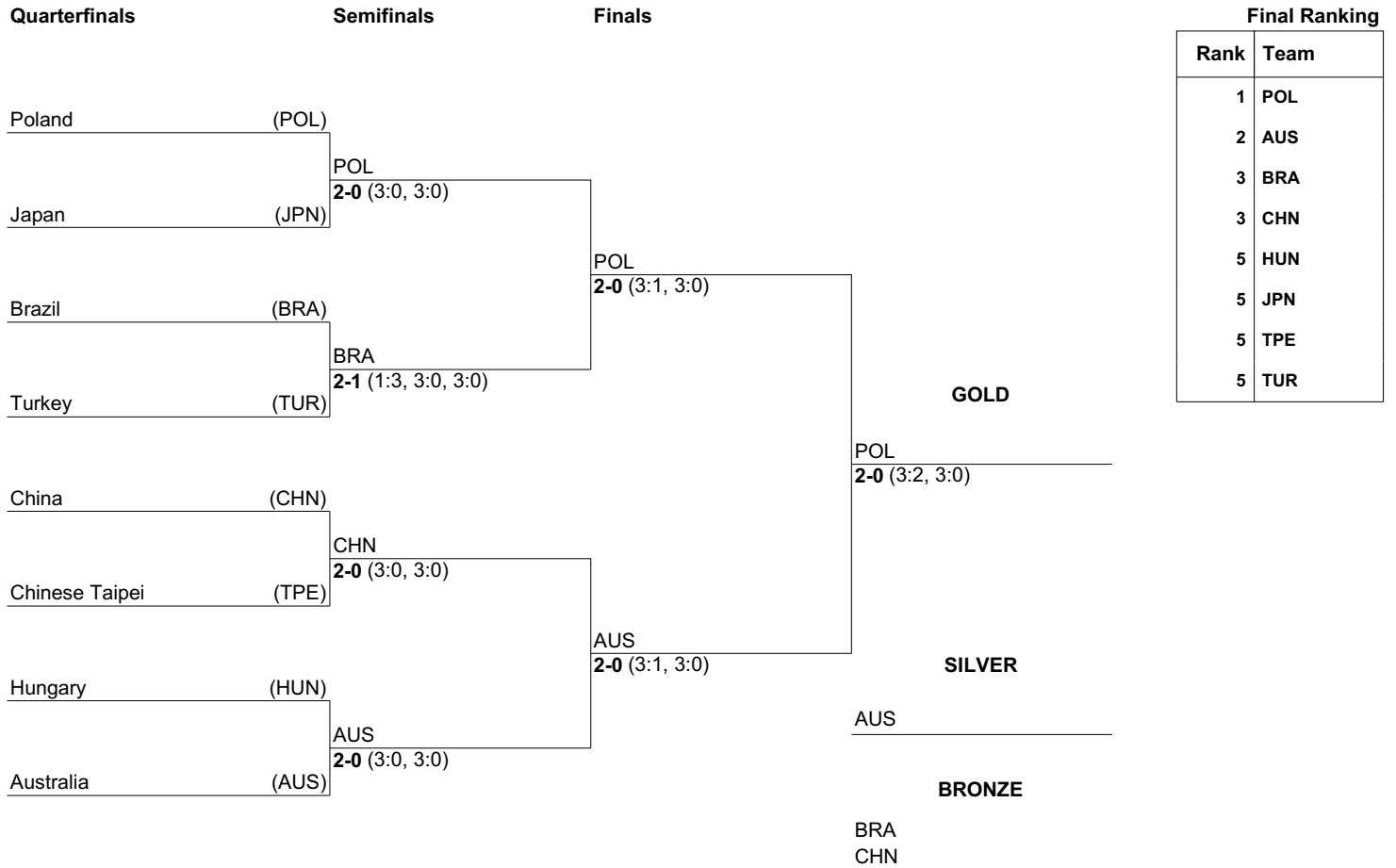
**REVISED**  
31 AUG 12:53

NPC	Name	Date of Birth
AUS - Australia	LEI Li Na	19 FEB 1988
	TAPPER Melissa	1 MAR 1990
	YANG Qian	17 JUN 1996
BRA - Brazil	COSTA ALEXANDRE Bruna	29 MAR 1995
	MARQUES PARINOS Jennyfer	22 FEB 1996
	RAUEN Danielle	18 DEC 1997
CHN - People's Republic of China	XIONG Guiyan	6 MAR 1976
	ZHAO Xiaojing	2 JAN 1995
HUN - Hungary	ARLOY Zsofia	5 SEP 1981
	SZVITACS Alexa	1 AUG 1990
JPN - Japan	TAKEUCHI Nozomi	18 FEB 1994
	TOMONO Yuri	1 MAY 2000
POL - Poland	PARTYKA Natalia	27 JUL 1989
	PEK Karolina	8 FEB 1998
TPE - Chinese Taipei	LIN Tzu Yu	23 JUN 2000
	TIAN Shiau Wen	14 DEC 1999
TUR - Turkey	DEMIR Merve Cansu	6 SEP 2001
	KAVAS Neslihan	29 AUG 1987
	KORKUT Kubra	20 JUN 1994

**REVISED** Name change for the athlete TIAN Shiau Wen from TPE.



Draw  
トーナメント表





## Detailed Team Match Results

チームの試合結果詳細

Japan (JPN) 0 - 2 Poland (POL)

Team Match No.: 1 Table : 2 Umpires : GULLBERG Jens (DEN) SAMAL Jiban Ballav (IND)

Match 1		Match	Game 1	Game 2	Game 3	Game 4	Game 5
A/B	TAKEUCHI N / TOMONO Y	JPN	0	4	6	3	
X/Y	PARTYKA N / PEK K	POL	3	11	11	11	
Duration of Match 1:			21min	5min	6min	7min	

Match 2		Match	Game 1	Game 2	Game 3	Game 4	Game 5
A	TAKEUCHI Nozomi	JPN	0	4	3	4	
X	PARTYKA Natalia	POL	3	11	11	11	
Duration of Match 2:			21min	6min	6min	7min	

Duration of Team Match		48min
------------------------	--	-------

Player Statistics	Japan (JPN)			Team Match	Poland (POL)			Team Match
	Match				Match			
	1	2	3		1	2	3	
Points won	13	11		24	33	33		66
Biggest lead	1	1		1	8	8		8
Points won on own serve	8	7		15	17	18		35
Points lost on own serve	16	15		31	5	4		9
Most consecutive points won	3	1		3	7	6		7
Greatest deficit overcome	-	-		-	1	1		1

Match/Team Match Statistics	Match			Team Match
	1	2	3	
Longest rally (strokes)	14	11		14
Average rally	4	4		4

**Note:**

The "Greatest deficit overcome" only applies when the player/pair ends up winning the game.

**Legend:**

No. Number



## Detailed Team Match Results

チームの試合結果詳細

Japan (JPN) 0 - 2 Poland (POL)

### Match 1:

TAKEUCHI Nozomi (JPN) 0-3 PARTYKA Natalia (POL)  
TOMONO Yuri PEK Karolina

#### Match Summary

	Match	Game 1	Game 2	Game 3	Game 4	Game 5
TAKEUCHI Nozomi / TOMONO Y	JPN 0	4	6	3		
PARTYKA Natalia / PEK K	POL 3	11	11	11		
Duration	21min	5min	6min	7min		

Team Match No.: 1 Table : 2 Umpires : GULLBERG Jens (DEN) SAMAL Jiban Ballav (IND)

Player Statistics	TAKEUCHI N / TOMONO Y (JPN)					Match	PARTYKA N / PEK K (POL)					Match
	Game						Game					
	1	2	3	4	5		1	2	3	4	5	
Points won	4	6	3			13	11	11	11			33
Biggest lead	-	1	-			1	7	5	8			8
Points won on own serve	3	3	2			8	6	6	5			17
Points lost on own serve	5	5	6			16	1	3	1			5
Most consecutive points won	3	2	1			3	7	4	5			7
Greatest deficit overcome	-	-	-			-	-	1	-			1
Handedness/Grip	/ - /						/ - /					

Game/Match Statistics	Game					Match
	1	2	3	4	5	
Longest rally (strokes)	6	10	14			14
Average rally	4	4	5			4

#### Game Progress

1	TAKEUCHI N / TOMONO Y (JPN)	-*0	0	0	0	*-1	2	3	3	*-3	3	3	3	*-3	3	4	4		
	PARTYKA N / PEK K (POL)	0	1	*-2	3	3	3	*-3	4	5	6	*-7	8	9	10	*-10	11		
2	TAKEUCHI N / TOMONO Y (JPN)	0	0	*-1	2	2	2	*-2	2	3	4	*-4	4	4	4	*-5	6	6	6
	PARTYKA N / PEK K (POL)	*-0	1	1	1	*-2	3	4	5	*-5	5	6	7	*-8	9	9	9	*-10	11
3	TAKEUCHI N / TOMONO Y (JPN)	*-0	0	0	0	*-1	1	1	1	*-1	1	2	2	*-2	3	3			
	PARTYKA N / PEK K (POL)	0	1	*-2	3	3	4	*-5	6	7	8	*-8	9	10	10	11			

#### Note:

The "Greatest deficit overcome" only applies when the pair ends up winning the game.

#### Legend:

\*- First player of pair is serving      \*- Second player of pair is serving      No. Number



## Detailed Team Match Results

チームの試合結果詳細

Japan (JPN) 0 - 2 Poland (POL)

Match 2: TAKEUCHI Nozomi (JPN) 0-3 PARTYKA Natalia (POL)

Match Summary		Match	Game 1	Game 2	Game 3	Game 4	Game 5
TAKEUCHI Nozomi	JPN	0	4	3	4		
PARTYKA Natalia	POL	3	11	11	11		
Duration		21min	6min	6min	7min		

Team Match No.: 1 Table : 2 Umpires : GULLBERG Jens (DEN) SAMAL Jiban Ballav (IND)

Player Statistics	TAKEUCHI Nozomi (JPN)						PARTYKA Natalia (POL)					
	Game					Match	Game					Match
	1	2	3	4	5		1	2	3	4	5	
Points won	4	3	4			11	11	11	11			33
Biggest lead	1	-	1			1	7	8	7			8
Points won on own serve	3	2	2			7	6	7	5			18
Points lost on own serve	5	4	6			15	1	1	2			4
Most consecutive points won	1	1	1			1	6	4	5			6
Greatest deficit overcome	-	-	-			-	1	-	1			1
Handedness/Grip	/						/					

Game/Match Statistics	Game					Match
	1	2	3	4	5	
Longest rally (strokes)	7	10	11			11
Average rally	4	5	4			4

### Game Progress

1	TAKEUCHI Nozomi (JPN)	*0	1	1	1	*1	1	1	1	*2	2	3	3	*3	3	4	4
	PARTYKA Natalia (POL)	0	0	*1	2	3	4	*5	6	6	7	*7	8	9	10	*10	11
2	TAKEUCHI Nozomi (JPN)	0	0	*0	0	0	1	*1	2	2	2	*2	3	3	3	3	3
	PARTYKA Natalia (POL)	*0	1	2	3	*4	4	5	5	*6	7	8	8	*9	10	11	
3	TAKEUCHI Nozomi (JPN)	*0	1	1	2	*2	2	3	3	*3	3	3	3	*4	4	4	4
	PARTYKA Natalia (POL)	0	0	*1	1	2	3	*3	4	5	6	*7	8	8	9	*10	11

### Note:

The "Greatest deficit overcome" only applies when the player ends up winning the game.

### Legend:

\* Server

No. Number





## Detailed Team Match Results

チームの試合結果詳細

**Brazil (BRA) 2 - 1 Turkey (TUR)**

Team Match No.: 2 Table : 3 Umpires : DZIOBA Grzegorz (CAN) KHALILI MARANDI Pari (MAS)

Match 1			Match	Game 1	Game 2	Game 3	Game 4	Game 5
A/B	COSTA ALEXANDRE B / RAUEN D	BRA	1	11	10	4	8	
X/Y	DEMIR MC / KAVAS N	TUR	3	3	12	11	11	
Duration of Match 1:			30min	5min	8min	5min	10min	

Match 2			Match	Game 1	Game 2	Game 3	Game 4	Game 5
A	COSTA ALEXANDRE Bruna	BRA	3	11	11	11		
X	DEMIR Merve Cansu	TUR	0	9	7	6		
Duration of Match 2:			22min	7min	6min	7min		

Match 3			Match	Game 1	Game 2	Game 3	Game 4	Game 5
B	RAUEN Danielle	BRA	3	11	11	11		
Y	KAVAS Neslihan	TUR	0	3	9	6		
Duration of Match 3:			22min	5min	8min	8min		

Duration of Team Match	1h20min
------------------------	---------

Player Statistics	Brazil (BRA)				Turkey (TUR)			
	Match			Team Match	Match			Team Match
	1	2	3		1	2	3	
Points won	33	33	33	99	37	22	18	77
Biggest lead	8	5	8	8	7	1	2	7
Points won on own serve	20	15	18	53	21	10	9	40
Points lost on own serve	16	12	9	37	13	18	15	46
Most consecutive points won	5	5	7	7	6	4	5	6
Greatest deficit overcome	-	1	2	2	2	-	-	2

Match/Team Match Statistics	Match			Team Match
	1	2	3	
Longest rally (strokes)	10	21	28	28
Average rally	4	5	5	5

**Note:**

The "Greatest deficit overcome" only applies when the player/pair ends up winning the game.

**Legend:**

No. Number



## Detailed Team Match Results

チームの試合結果詳細

**Brazil (BRA) 2 - 1 Turkey (TUR)**

**Match 1:** COSTA ALEXANDRE Bruna / RAUEN Danielle (BRA) **1-3** DEMIR Merve Cansu / KAVAS Neslihan (TUR)

Match Summary	Match	Game 1	Game 2	Game 3	Game 4	Game 5
COSTA ALEXANDRE Bruna / RAUEN D	BRA	1	11	10	4	8
DEMIR Merve Cansu / KAVAS N	TUR	3	3	12	11	11
Duration	30min	5min	8min	5min	10min	

Team Match No.: 2 Table : 3 Umpires : DZIOBA Grzegorz (CAN) KHALILI MARANDI Pari (MAS)

Player Statistics	COSTA ALEXANDRE B / RAUEN D (BRA)						DEMIR MC / KAVAS N (TUR)					
	Game					Match	Game					Match
	1	2	3	4	5		1	2	3	4	5	
Points won	11	10	4	8		33	3	12	11	11		37
Biggest lead	8	2	-	1		8	-	2	7	4		7
Points won on own serve	7	6	2	5		20	2	7	5	7		21
Points lost on own serve	1	5	6	4		16	4	4	2	3		13
Most consecutive points won	5	2	2	3		5	1	2	6	4		6
Greatest deficit overcome	-	-	-	-		-	-	2	-	1		2
Handedness/Grip	/ - /						/ - /					

Game/Match Statistics	Game					Match
	1	2	3	4	5	
Longest rally (strokes)	8	8	10	7		10
Average rally	5	4	5	4		4

### Game Progress

1	COSTA ALEXANDRE B / RAUEN D (BRA)	-*0	1	1	2	*-3	4	5	6	*-6	7	8	8	*-9	10	11								
	DEMIR MC / KAVAS N (TUR)	0	0	*-1	1	1	1	*-1	1	2	2	*-2	3	3	3	3								
2	COSTA ALEXANDRE B / RAUEN D (BRA)	0	1	*-1	2	3	3	*-3	4	4	4	*-5	5	5	6	*-6	7	7	8	*-8	9	10	*-10	10
	DEMIR MC / KAVAS N (TUR)	*-0	0	1	1	*-1	2	3	3	*-4	5	5	6	*-7	7	8	8	*-9	9	10	10	*-10	11	12
3	COSTA ALEXANDRE B / RAUEN D (BRA)	*-0	0	0	0	*-1	1	2	3	*-3	4	4	4	*-4	4	4	4							
	DEMIR MC / KAVAS N (TUR)	0	1	*-2	3	3	4	*-4	4	5	5	*-6	7	8	9	*-10	11							
4	COSTA ALEXANDRE B / RAUEN D (BRA)	0	0	*-0	0	1	1	*-1	2	3	3	*-4	5	5	6	*-7	8	8	8	*-8	8			
	DEMIR MC / KAVAS N (TUR)	*-0	1	2	3	*-3	4	5	5	*-5	6	6	6	*-7	7	7	7	*-8	9	10	11			

**Note:**  
The "Greatest deficit overcome" only applies when the pair ends up winning the game.

**Legend:**  
\*- First player of pair is serving      \*- Second player of pair is serving      No. Number



## Detailed Team Match Results

チームの試合結果詳細

Brazil (BRA) 2 - 1 Turkey (TUR)

Match 2: COSTA ALEXANDRE Bruna (BRA) 3-0 DEMIR Merve Cansu (TUR)

Match Summary		Match	Game 1	Game 2	Game 3	Game 4	Game 5
COSTA ALEXANDRE Bruna	BRA	3	11	11	11		
DEMIR Merve Cansu	TUR	0	9	7	6		
Duration		22min	7min	6min	7min		

Team Match No.: 2 Table : 3 Umpires : DZIOBA Grzegorz (CAN) KHALILI MARANDI Pari (MAS)

Player Statistics	COSTA ALEXANDRE Bruna (BRA)						DEMIR Merve Cansu (TUR)					
	Game					Match	Game					Match
	1	2	3	4	5		1	2	3	4	5	
Points won	11	11	11			33	9	7	6			22
Biggest lead	3	4	5			5	1	1	-			1
Points won on own serve	5	4	6			15	4	3	3			10
Points lost on own serve	5	4	3			12	6	7	5			18
Most consecutive points won	3	5	5			5	4	2	2			4
Greatest deficit overcome	1	1	-			1	-	-	-			-
Handedness/Grip	/						/					

Game/Match Statistics	Game					Match
	1	2	3	4	5	
Longest rally (strokes)	21	9	15			21
Average rally	6	5	6			5

### Game Progress

1	COSTA ALEXANDRE Bruna (BRA)	*0	1	1	2	*3	4	4	5	*5	6	6	6	*6	6	7	8	*9	9	10	10	11
	DEMIR Merve Cansu (TUR)	0	0	*1	1	1	1	*2	2	3	3	*4	5	6	7	*7	7	7	8	*8	9	9
2	COSTA ALEXANDRE Bruna (BRA)	0	0	*1	2	3	4	*5	5	5	6	*6	7	7	7	*8	8	9	10	11		
	DEMIR Merve Cansu (TUR)	*0	1	1	1	*1	1	1	2	*3	3	4	4	*5	6	6	7	*7	7	7		
3	COSTA ALEXANDRE Bruna (BRA)	*0	1	1	2	*2	3	4	4	*5	5	5	6	*6	7	8	9	*10	11			
	DEMIR Merve Cansu (TUR)	0	0	*1	1	2	2	*2	3	3	4	*5	5	6	6	*6	6	6	6			

### Note:

The "Greatest deficit overcome" only applies when the player ends up winning the game.

### Legend:

\* Server

No. Number



## Detailed Team Match Results

チームの試合結果詳細

Brazil (BRA) 2 - 1 Turkey (TUR)

Match 3: RAUEN Danielle (BRA) 3-0 KAVAS Neslihan (TUR)

Match Summary		Match	Game 1	Game 2	Game 3	Game 4	Game 5
RAUEN Danielle	BRA	3	11	11	11		
KAVAS Neslihan	TUR	0	3	9	6		
	Duration	22min	5min	8min	8min		

Team Match No.: 2 Table : 3 Umpires : DZIOBA Grzegorz (CAN) KHALILI MARANDI Pari (MAS)

Player Statistics	RAUEN Danielle (BRA)						KAVAS Neslihan (TUR)					
	Game					Match	Game					Match
	1	2	3	4	5		1	2	3	4	5	
Points won	11	11	11			33	3	9	6			18
Biggest lead	8	4	5			8	-	1	2			2
Points won on own serve	7	4	7			18	2	3	4			9
Points lost on own serve	1	6	2			9	4	7	4			15
Most consecutive points won	6	3	7			7	2	5	2			5
Greatest deficit overcome	-	1	2			2	-	-	-			-
Handedness/Grip	/						/					

Game/Match Statistics	Game					Match
	1	2	3	4	5	
Longest rally (strokes)	8	9	28			28
Average rally	4	5	6			5

### Game Progress

1	RAUEN Danielle (BRA)	*0	1	2	2	*3	4	5	6	*7	8	8	8	*9	10	11							
	KAVAS Neslihan (TUR)	0	0	*0	1	1	1	*1	1	1	1	*2	3	3	3	3							
2	RAUEN Danielle (BRA)	0	1	*2	3	3	4	*4	4	5	6	*7	7	7	7	*7	7	8	9	*10	10	11	
	KAVAS Neslihan (TUR)	*0	0	0	0	*1	1	2	3	*3	3	3	4	*5	6	7	8	*8	8	8	8	9	9
3	RAUEN Danielle (BRA)	*0	0	1	1	*1	2	2	3	*3	4	5	6	*7	8	9	10	*10	11				
	KAVAS Neslihan (TUR)	0	1	*1	2	3	3	*4	4	5	5	*5	5	5	5	*5	5	6	6				

**Note:**  
The "Greatest deficit overcome" only applies when the player ends up winning the game.

**Legend:**  
\* Server  
No. Number



## Detailed Team Match Results

チームの試合結果詳細

People's Republic of China (CHN) 2 - 0 Chinese Taipei (TPE)

Team Match No.: 3 Table : 1 Umpires : ZAKI Khaled (EGY) DAIRA Hiroe (JPN)

Match 1		Match	Game 1	Game 2	Game 3	Game 4	Game 5
A/B	XIONG G / ZHAO X	CHN	3	11	11	11	
X/Y	TIAN SW / LIN TY	TPE	0	1	6	4	
Duration of Match 1:			21min	4min	6min	10min	

Match 2		Match	Game 1	Game 2	Game 3	Game 4	Game 5
A	XIONG Guiyan	CHN	3	11	11	11	
X	TIAN Shiau Wen	TPE	0	2	4	6	
Duration of Match 2:			16min	4min	4min	5min	

Duration of Team Match		40min
------------------------	--	-------

Player Statistics	People's Republic of China (CHN)			Team Match	Chinese Taipei (TPE)			Team Match
	Match				Match			
	1	2	3		1	2	3	
Points won	33	33		66	11	12		23
Biggest lead	10	9		10	-	1		1
Points won on own serve	17	19		36	6	8		14
Points lost on own serve	5	4		9	16	14		30
Most consecutive points won	8	6		8	4	2		4
Greatest deficit overcome	-	1		1	-	-		-

Match/Team Match Statistics	Match			Team Match
	1	2	3	
Longest rally (strokes)	8	16		16
Average rally	5	6		5

**Note:**

The "Greatest deficit overcome" only applies when the player/pair ends up winning the game.

**Legend:**

No. Number



## Detailed Team Match Results

チームの試合結果詳細

People's Republic of China (CHN) 2 - 0 Chinese Taipei (TPE)

### Match 1:

XIONG Guiyan / ZHAO Xiaojing (CHN) 3-0 TIAN Shiau Wen / LIN Tzu Yu (TPE)

#### Match Summary

	Match	Game 1	Game 2	Game 3	Game 4	Game 5
XIONG Guiyan / ZHAO X	CHN 3	11	11	11		
TIAN Shiau Wen / LIN TY	TPE 0	1	6	4		
	Duration	21min	4min	6min	10min	

Team Match No.: 3 Table : 1 Umpires : ZAKI Khaled (EGY) DAIRA Hiroe (JPN)

Player Statistics	XIONG G / ZHAO X (CHN)						TIAN SW / LIN TY (TPE)					
	Game					Match	Game					Match
	1	2	3	4	5		1	2	3	4	5	
Points won	11	11	11			33	1	6	4			11
Biggest lead	10	7	7			10	-	-	-			-
Points won on own serve	5	6	6			17	0	3	3			6
Points lost on own serve	1	3	1			5	6	5	5			16
Most consecutive points won	8	5	6			8	1	4	2			4
Greatest deficit overcome	-	-	-			-	-	-	-			-
Handedness/Grip	/ - /						/ - /					

Game/Match Statistics	Game					Match
	1	2	3	4	5	
Longest rally (strokes)	8	8	7			8
Average rally	5	5	5			5

#### Game Progress

1	XIONG G / ZHAO X (CHN)	0	1	*-2	3	3	4	*-5	6	7	8	*-9	10	11					
	TIAN SW / LIN TY (TPE)	-*0	0	0	0	*-1	1	1	1	*-1	1	1	1	1					
2	XIONG G / ZHAO X (CHN)	-*0	1	2	3	*-4	5	5	6	*-7	8	8	8	*-8	8	9	10	*-10	11
	TIAN SW / LIN TY (TPE)	0	0	*-0	0	0	0	*-1	1	1	1	*-2	3	4	5	*-5	5	6	6
3	XIONG G / ZHAO X (CHN)	0	1	*-1	2	3	4	*-5	6	7	7	*-8	9	9	9	*-10	11		
	TIAN SW / LIN TY (TPE)	-*0	0	1	1	*-1	1	1	1	*-1	2	2	2	*-3	4	4	4		

#### Note:

The "Greatest deficit overcome" only applies when the pair ends up winning the game.

#### Legend:

\*- First player of pair is serving      \*- Second player of pair is serving      No. Number



## Detailed Team Match Results

チームの試合結果詳細

People's Republic of China (CHN) 2 - 0 Chinese Taipei (TPE)

Match 2: XIONG Guiyan (CHN) 3-0 TIAN Shiau Wen (TPE)

Match Summary		Match	Game 1	Game 2	Game 3	Game 4	Game 5
XIONG Guiyan	CHN	3	11	11	11		
TIAN Shiau Wen	TPE	0	2	4	6		
	Duration	16min	4min	4min	5min		

Team Match No.: 3 Table : 1 Umpires : ZAKI Khaled (EGY) DAIRA Hiroe (JPN)

Player Statistics	XIONG Guiyan (CHN)						TIAN Shiau Wen (TPE)					
	Game					Match	Game					Match
	1	2	3	4	5		1	2	3	4	5	
Points won	11	11	11			33	2	4	6			12
Biggest lead	9	7	5			9	1	-	1			1
Points won on own serve	6	6	7			19	1	3	4			8
Points lost on own serve	1	1	2			4	5	5	4			14
Most consecutive points won	6	4	4			6	1	2	2			2
Greatest deficit overcome	1	-	1			1	-	-	-			-
Handedness/Grip	/						/					

Game/Match Statistics	Game					Match
	1	2	3	4	5	
Longest rally (strokes)	10	12	16			16
Average rally	6	6	7			6

### Game Progress

1	XIONG Guiyan (CHN)	*0	0	1	2	*3	4	5	5	*6	7	8	9	*10	11				
	TIAN Shiau Wen (TPE)	0	1	*1	1	1	1	*1	2	2	2	*2	2	2	2				
2	XIONG Guiyan (CHN)	0	1	*2	3	4	4	*4	5	6	6	*7	7	8	9	*10	11		
	TIAN Shiau Wen (TPE)	*0	0	0	0	*0	1	2	2	*2	3	3	4	*4	4	4	4		
3	XIONG Guiyan (CHN)	*0	1	1	1	*2	2	3	3	*4	5	6	7	*7	8	9	10	*10	11
	TIAN Shiau Wen (TPE)	0	0	*1	2	2	3	*3	4	4	4	*4	4	5	5	*5	5	6	6

### Note:

The "Greatest deficit overcome" only applies when the player ends up winning the game.

### Legend:

\* Server

No. Number



## Detailed Team Match Results

チームの試合結果詳細

Australia (AUS) 2 - 0 Hungary (HUN)

Team Match No.: 4 Table : 4 Umpires : IGARASHI Kumiko (JPN) IBA Yoko (JPN)

Match 1		Match	Game 1	Game 2	Game 3	Game 4	Game 5
A/C	YANG Q / LEI LN	AUS	3	11	11	11	
X/Y	SZVITACS A / ARLOY Z	HUN	0	3	7	3	
Duration of Match 1:			14min	4min	5min	4min	

Match 2		Match	Game 1	Game 2	Game 3	Game 4	Game 5
A	YANG Qian	AUS	3	11	11	11	
X	SZVITACS Alexa	HUN	0	6	3	8	
Duration of Match 2:			18min	5min	4min	6min	

Duration of Team Match		36min
------------------------	--	-------

Player Statistics	Australia (AUS)			Team Match	Hungary (HUN)			Team Match
	Match				Match			
	1	2	3		1	2	3	
Points won	33	33		66	13	17		30
Biggest lead	8	8		8	1	2		2
Points won on own serve	17	20		37	8	12		20
Points lost on own serve	5	5		10	16	13		29
Most consecutive points won	8	7		8	3	2		3
Greatest deficit overcome	1	2		2	-	-		-

Match/Team Match Statistics	Match			Team Match
	1	2	3	
Longest rally (strokes)	9	12		12
Average rally	4	5		4

**Note:**

The "Greatest deficit overcome" only applies when the player/pair ends up winning the game.

**Legend:**

No. Number





## Detailed Team Match Results

チームの試合結果詳細

Australia (AUS) 2 - 0 Hungary (HUN)

### Match 1:

YANG Qian  
LEI Li Na (AUS) 3-0 SZVITACS Alexa  
ARLOY Zsafia (HUN)

Match Summary		Match	Game 1	Game 2	Game 3	Game 4	Game 5
YANG Qian / LEI LN	AUS	3	11	11	11		
SZVITACS Alexa / ARLOY Z	HUN	0	3	7	3		
	Duration	14min	4min	5min	4min		

Team Match No.: 4 Table : 4 Umpires : IGARASHI Kumiko (JPN) IBA Yoko (JPN)

Player Statistics	YANG Q / LEI LN (AUS)						SZVITACS A / ARLOY Z (HUN)					
	Game					Match	Game					Match
	1	2	3	4	5		1	2	3	4	5	
Points won	11	11	11			33	3	7	3			13
Biggest lead	8	6	8			8	1	-	-			1
Points won on own serve	6	7	4			17	3	4	1			8
Points lost on own serve	0	3	2			5	5	4	7			16
Most consecutive points won	8	4	5			8	1	3	2			3
Greatest deficit overcome	1	-	-			1	-	-	-			-
Handedness/Grip	/ - /						/ - /					

Game/Match Statistics	Game					Match
	1	2	3	4	5	
Longest rally (strokes)	7	9	7			9
Average rally	4	4	3			4

### Game Progress

1	YANG Q / LEI LN (AUS)	0	0	*-1	2	3	4	*-5	6	7	8	*-8	9	10	10	11				
	SZVITACS A / ARLOY Z (HUN)	*-0	1	1	1	*-1	1	1	1	*-1	1	2	2	*-2	3	3				
2	YANG Q / LEI LN (AUS)	*-0	1	2	3	*-4	4	5	6	*-6	7	8	8	*-8	8	9	9	*-10	10	11
	SZVITACS A / ARLOY Z (HUN)	0	0	*-0	0	0	1	*-1	1	2	2	*-2	3	4	5	*-5	6	6	7	7
3	YANG Q / LEI LN (AUS)	0	1	*-2	3	4	4	*-5	6	7	8	*-9	9	9	10	11				
	SZVITACS A / ARLOY Z (HUN)	*-0	0	0	0	*-0	1	1	1	*-1	1	1	2	*-3	3	3				

### Note:

The "Greatest deficit overcome" only applies when the pair ends up winning the game.

### Legend:

\*- First player of pair is serving      \*- Second player of pair is serving      No. Number



## Detailed Team Match Results

チームの試合結果詳細

Australia (AUS) 2 - 0 Hungary (HUN)

Match 2:

YANG Qian (AUS) 3-0 SZVITACS Alexa (HUN)

Match Summary		Match	Game 1	Game 2	Game 3	Game 4	Game 5
YANG Qian	AUS	3	11	11	11		
SZVITACS Alexa	HUN	0	6	3	8		
Duration		18min	5min	4min	6min		

Team Match No.: 4 Table : 4 Umpires : IGARASHI Kumiko (JPN) IBA Yoko (JPN)

Player Statistics	YANG Qian (AUS)						SZVITACS Alexa (HUN)					
	Game					Match	Game					Match
	1	2	3	4	5		1	2	3	4	5	
Points won	11	11	11			33	6	3	8			17
Biggest lead	5	8	3			8	-	-	2			2
Points won on own serve	5	7	8			20	3	2	7			12
Points lost on own serve	3	1	1			5	6	4	3			13
Most consecutive points won	3	7	3			7	2	1	2			2
Greatest deficit overcome	-	-	2			2	-	-	-			-
Handedness/Grip	/						/					

Game/Match Statistics	Game					Match
	1	2	3	4	5	
Longest rally (strokes)	12	7	10			12
Average rally	6	4	5			5

### Game Progress

1	YANG Qian (AUS)	0	1	*1	2	3	4	*4	4	5	6	*7	7	7	8	*8	9	10	11		
	SZVITACS Alexa (HUN)	*0	0	1	1	*1	1	2	3	*3	3	3	4	*5	5	6	6	*6	6		
2	YANG Qian (AUS)	*0	1	2	2	*3	3	4	4	*5	6	7	8	*9	10	11					
	SZVITACS Alexa (HUN)	0	0	*0	1	1	2	*2	3	3	3	*3	3	3	3	3					
3	YANG Qian (AUS)	0	0	*0	1	2	2	*2	3	4	5	*5	6	7	7	*8	8	9	10	*10	11
	SZVITACS Alexa (HUN)	*0	1	2	2	*2	3	4	4	*4	4	5	5	*5	6	6	7	*7	7	8	8

### Note:

The "Greatest deficit overcome" only applies when the player ends up winning the game.

### Legend:

\* Server

No. Number



## Detailed Team Match Results

チームの試合結果詳細

Poland (POL) 2 - 0 Brazil (BRA)

Team Match No.: 5 Table : 2 Umpires : FOUCHARD Frederic (FRA) BENCSIK Imre (HUN)

Match 1			Match	Game 1	Game 2	Game 3	Game 4	Game 5
A/B	PARTYKA N / PEK K	POL	3	11	12	11	11	
Y/Z	COSTA ALEXANDRE B / RAUEN D	BRA	1	7	14	9	7	
Duration of Match 1:			38min	6min	10min	9min	8min	

Match 2			Match	Game 1	Game 2	Game 3	Game 4	Game 5
A	PARTYKA Natalia	POL	3	11	11	11		
X	MARQUES PARINOS Jennyfer	BRA	0	0	4	2		
Duration of Match 2:			14min	3min	5min	4min		

Duration of Team Match	56min
------------------------	-------

Player Statistics	Poland (POL)			Team Match	Brazil (BRA)			Team Match
	Match				Match			
	1	2	3		1	2	3	
Points won	45	33		78	37	6		43
Biggest lead	4	11		11	2	1		2
Points won on own serve	27	18		45	23	4		27
Points lost on own serve	14	2		16	18	15		33
Most consecutive points won	6	11		11	3	2		3
Greatest deficit overcome	2	1		2	3	-		3

Match/Team Match Statistics	Match			Team Match
	1	2	3	
Longest rally (strokes)	16	9		16
Average rally	5	4		4

**Note:**  
The "Greatest deficit overcome" only applies when the player/pair ends up winning the game.

**Legend:**  
No. Number



## Detailed Team Match Results

チームの試合結果詳細

Poland (POL) 2 - 0 Brazil (BRA)

### Match 1:

PARTYKA Natalia (POL) 3-1 COSTA ALEXANDRE Bruna (BRA)  
PEK Karolina (POL) RAUEN Danielle (BRA)

#### Match Summary

		Match	Game 1	Game 2	Game 3	Game 4	Game 5
PARTYKA Natalia / PEK K	POL	3	11	12	11	11	
COSTA ALEXANDRE Bruna / RAUEN D	BRA	1	7	14	9	7	
	Duration	38min	6min	10min	9min	8min	

Team Match No.: 5 Table : 2 Umpires : FOUCHARD Frederic (FRA) BENCSIK Imre (HUN)

Player Statistics	PARTYKA N / PEK K (POL)						COSTA ALEXANDRE B / RAUEN D (BRA)					
	Game					Match	Game					Match
	1	2	3	4	5		1	2	3	4	5	
Points won	11	12	11	11		45	7	14	9	7		37
Biggest lead	4	3	4	4		4	2	2	-	2		2
Points won on own serve	6	8	6	7		27	5	9	5	4		23
Points lost on own serve	2	5	4	3		14	5	4	5	4		18
Most consecutive points won	4	4	4	6		6	3	3	3	2		3
Greatest deficit overcome	2	-	-	2		2	-	3	-	-		3
Handedness/Grip	/ - /						/ - /					

Game/Match Statistics	Game					Match
	1	2	3	4	5	
Longest rally (strokes)	7	16	16	7		16
Average rally	4	5	5	4		5

#### Game Progress

1	PARTYKA N / PEK K (POL)	0	1	*-1	2	2	2	*-2	3	3	4	*-5	6	7	7	*-8	9	10	10	11				
	COSTA ALEXANDRE B / RAUEN D (BRA)	-*0	0	1	1	*-2	3	4	4	*-5	5	5	5	*-5	6	6	6	*-6	7	7				
2	PARTYKA N / PEK K (POL)	*-0	1	1	2	*-3	3	4	4	*-4	5	5	5	*-6	7	8	9	*-9	9	10	10	*-10	11	*-11
	COSTA ALEXANDRE B / RAUEN D (BRA)	0	0	*-1	1	1	2	*-2	3	4	4	*-5	6	6	6	*-6	6	7	8	*-8	9	10	*-10	11
		12	*-12	12	12																			
		*-11	12	*-13	14																			
3	PARTYKA N / PEK K (POL)	0	1	*-1	2	2	3	*-4	5	6	6	*-6	6	7	8	*-9	9	10	10	*-10	10	11		
	COSTA ALEXANDRE B / RAUEN D (BRA)	-*0	0	1	1	*-2	2	2	2	*-2	3	4	5	*-5	5	5	6	*-6	7	8	9	9		
4	PARTYKA N / PEK K (POL)	*-0	0	0	1	*-1	2	2	3	*-3	4	5	6	*-7	8	9	9	*-9	10	11				
	COSTA ALEXANDRE B / RAUEN D (BRA)	0	1	*-2	2	3	3	*-4	4	5	5	*-5	5	5	5	*-5	6	7	7	7				

#### Note:

The "Greatest deficit overcome" only applies when the pair ends up winning the game.

#### Legend:

\*- First player of pair is serving      \*- Second player of pair is serving      No. Number



## Detailed Team Match Results

チームの試合結果詳細

Poland (POL) 2 - 0 Brazil (BRA)

Match 2: PARTYKA Natalia (POL) 3-0 MARQUES PARINOS Jennyfer (BRA)

Match Summary		Match	Game 1	Game 2	Game 3	Game 4	Game 5
PARTYKA Natalia	POL	3	11	11	11		
MARQUES PARINOS Jennyfer	BRA	0	0	4	2		
	Duration	14min	3min	5min	4min		

Team Match No.: 5 Table : 2 Umpires : FOUCHARD Frederic (FRA) BENCSIK Imre (HUN)

Player Statistics	PARTYKA Natalia (POL)						MARQUES PARINOS Jennyfer (BRA)					
	Game					Match	Game					Match
	1	2	3	4	5		1	2	3	4	5	
Points won	11	11	11			33	0	4	2			6
Biggest lead	11	7	9			11	-	-	1			1
Points won on own serve	6	6	6			18	0	3	1			4
Points lost on own serve	0	1	1			2	5	5	5			15
Most consecutive points won	11	5	10			11	0	2	1			2
Greatest deficit overcome	-	-	1			1	-	-	-			-
Handedness/Grip	/						/					

Game/Match Statistics	Game					Match
	1	2	3	4	5	
Longest rally (strokes)	8	6	9			9
Average rally	4	3	4			4

### Game Progress

1	PARTYKA Natalia (POL)	*0	1	2	3	*4	5	6	7	*8	9	10	11				
	MARQUES PARINOS Jennyfer (BRA)	0	0	*0	0	0	0	*0	0	0	0	*0	0				
2	PARTYKA Natalia (POL)	0	1	*1	2	2	3	*4	5	6	6	*6	7	8	9	*10	11
	MARQUES PARINOS Jennyfer (BRA)	*0	0	1	1	*2	2	2	2	*2	3	4	4	*4	4	4	4
3	PARTYKA Natalia (POL)	*0	0	1	2	*3	4	5	6	*7	8	9	10	*10	11		
	MARQUES PARINOS Jennyfer (BRA)	0	1	*1	1	1	1	*1	1	1	1	*1	1	2	2		

### Note:

The "Greatest deficit overcome" only applies when the player ends up winning the game.

### Legend:

\* Server

No. Number



## Detailed Team Match Results

チームの試合結果詳細

People's Republic of China (CHN) **0 - 2** Australia (AUS)

Team Match No.: 6 Table : 1 Umpires : SHIBATA Keiko (JPN) KONNO Kazuko (JPN)

Match 1			Match	Game 1	Game 2	Game 3	Game 4	Game 5
A/B	ZHAO X / XIONG G	CHN	1	7	12	3	8	
X/Z	YANG Q / LEI LN	AUS	3	11	10	11	11	
Duration of Match 1:			28min	6min	7min	5min	7min	

Match 2			Match	Game 1	Game 2	Game 3	Game 4	Game 5
A	ZHAO Xiaojing	CHN	0	3	12	4		
X	YANG Qian	AUS	3	11	14	11		
Duration of Match 2:			23min	5min	10min	6min		

Duration of Team Match	1h1min
------------------------	--------

Player Statistics	People's Republic of China (CHN)				Australia (AUS)			
	Match			Team Match	Match			Team Match
	1	2	3		1	2	3	
Points won	30	19		49	43	36		79
Biggest lead	4	2		4	8	8		8
Points won on own serve	17	13		30	22	20		42
Points lost on own serve	21	16		37	13	6		19
Most consecutive points won	4	3		4	6	7		7
Greatest deficit overcome	5	-		5	4	2		4

Match/Team Match Statistics	Match			Team Match
	1	2	3	
Longest rally (strokes)	14	16		16
Average rally	5	5		5

**Note:**

The "Greatest deficit overcome" only applies when the player/pair ends up winning the game.

**Legend:**

No. Number



## Detailed Team Match Results

チームの試合結果詳細

People's Republic of China (CHN) **0 - 2** Australia (AUS)

### Match 1:

ZHAO Xiaojing (CHN) **1-3** YANG Qian (AUS)  
XIONG Guiyan (CHN) LEI Li Na (AUS)

### Match Summary

	Match	Game 1	Game 2	Game 3	Game 4	Game 5
ZHAO Xiaojing / XIONG G	CHN 1	7	12	3	8	
YANG Qian / LEI LN	AUS 3	11	10	11	11	
	Duration	28min	6min	7min	5min	7min

Team Match No.: 6 Table : 1 Umpires : SHIBATA Keiko (JPN) KONNO Kazuko (JPN)

Player Statistics	ZHAO X / XIONG G (CHN)						YANG Q / LEI LN (AUS)					
	Game					Match	Game					Match
	1	2	3	4	5		1	2	3	4	5	
Points won	7	12	3	8		30	11	10	11	11		43
Biggest lead	-	2	-	4		4	4	5	8	3		8
Points won on own serve	4	8	2	3		17	5	7	5	5		22
Points lost on own serve	6	3	6	6		21	3	4	1	5		13
Most consecutive points won	2	4	1	4		4	4	3	6	6		6
Greatest deficit overcome	-	5	-	-		5	-	-	-	4		4
Handedness/Grip	/ - /						/ - /					

Game/Match Statistics	Game					Match
	1	2	3	4	5	
Longest rally (strokes)	12	12	7	14		14
Average rally	6	5	4	5		5

### Game Progress

1	ZHAO X / XIONG G (CHN)	*-0	0	0	0	*-0	1	2	2	*-3	4	4	4	*-4	5	5	6	*-7	7	7				
	YANG Q / LEI LN (AUS)	0	1	*-2	3	4	4	*-4	5	5	5	*-6	7	8	8	*-9	9	9	10	11				
2	ZHAO X / XIONG G (CHN)	0	0	*-0	0	1	1	*-1	1	2	2	*-3	4	4	5	*-6	7	8	8	*-8	9	10	*-11	12
	YANG Q / LEI LN (AUS)	*-0	1	2	3	*-3	4	5	6	*-6	7	7	7	*-8	8	8	8	*-8	9	10	10	*-10	10	10
3	ZHAO X / XIONG G (CHN)	*-0	0	1	1	*-1	1	1	1	*-1	2	2	2	*-3	3	3								
	YANG Q / LEI LN (AUS)	0	1	*-1	2	3	4	*-5	6	7	7	*-8	9	9	10	11								
4	ZHAO X / XIONG G (CHN)	0	1	*-2	3	4	4	*-5	5	5	6	*-6	7	7	8	*-8	8	8	8	*-8	8			8
	YANG Q / LEI LN (AUS)	*-0	0	0	0	*-0	1	1	2	*-3	3	4	4	*-5	5	6	7	*-8	9	10	11			11

### Note:

The "Greatest deficit overcome" only applies when the pair ends up winning the game.

### Legend:

\*- First player of pair is serving      \*- Second player of pair is serving      No. Number



## Detailed Team Match Results

チームの試合結果詳細

People's Republic of China (CHN) **0 - 2** Australia (AUS)

**Match 2:** ZHAO Xiaojing (CHN) **0-3** YANG Qian (AUS)

Match Summary		Match	Game 1	Game 2	Game 3	Game 4	Game 5
ZHAO Xiaojing	CHN	0	3	12	4		
YANG Qian	AUS	3	11	14	11		
Duration		23min	5min	10min	6min		

Team Match No.: 6 Table : 1 Umpires : SHIBATA Keiko (JPN) KONNO Kazuko (JPN)

Player Statistics	ZHAO Xiaojing (CHN)						YANG Qian (AUS)					
	Game					Match	Game					Match
	1	2	3	4	5		1	2	3	4	5	
Points won	3	12	4			19	11	14	11			36
Biggest lead	2	1	-			2	8	3	7			8
Points won on own serve	2	8	3			13	5	9	6			20
Points lost on own serve	6	5	5			16	1	4	1			6
Most consecutive points won	2	3	2			3	6	4	7			7
Greatest deficit overcome	-	-	-			-	2	1	-			2
Handedness/Grip	/						/					

Game/Match Statistics	Game					Match
	1	2	3	4	5	
Longest rally (strokes)	7	16	10			16
Average rally	5	5	5			5

### Game Progress

1	ZHAO Xiaojing (CHN)	*0	1	2	2	*2	2	2	2	*3	3	3	3	*3	3	3								
	YANG Qian (AUS)	0	0	*0	1	2	3	*4	5	5	6	*7	8	9	10	11								
2	ZHAO Xiaojing (CHN)	0	0	*0	1	2	3	*3	4	4	4	*4	4	5	5	*6	7	7	8	*9	9	10	*10	11
	YANG Qian (AUS)	*0	1	2	2	*2	2	3	3	*4	5	6	7	*7	8	8	8	*9	9	9	10	*10	11	*11
		*11	12	*12	12																			
		12	*12	13	14																			
3	ZHAO Xiaojing (CHN)	*0	0	1	1	*1	1	1	1	*1	1	2	3	*3	3	4	4							
	YANG Qian (AUS)	0	1	*1	2	3	4	*5	6	7	8	*8	8	9	10	*10	11							

**Note:**  
The "Greatest deficit overcome" only applies when the player ends up winning the game.

**Legend:**  
\* Server  
No. Number





## Detailed Team Match Results

チームの試合結果詳細

Australia (AUS) 0 - 2 Poland (POL)

Team Match No.: 7 Table : 2 Umpires : PICHARDO Luz (DOM) GULLBERG Jens (DEN)

Match 1		Match	Game 1	Game 2	Game 3	Game 4	Game 5
A/C	YANG Q / LEI LN	AUS	2	6	11	6	11
X/Y	PARTYKA N / PEK K	POL	3	11	7	11	11
Duration of Match 1:			39min	5min	6min	6min	9min

Match 2		Match	Game 1	Game 2	Game 3	Game 4	Game 5
A	YANG Qian	AUS	0	5	9	5	
X	PARTYKA Natalia	POL	3	11	11	11	
Duration of Match 2:			22min	5min	9min	6min	

Duration of Team Match	1h6min
------------------------	--------

Player Statistics	Australia (AUS)			Team Match	Poland (POL)			Team Match
	Match				Match			
	1	2	3		1	2	3	
Points won	43	19		62	47	33		80
Biggest lead	5	2		5	5	6		6
Points won on own serve	21	11		32	24	18		42
Points lost on own serve	23	15		38	22	8		30
Most consecutive points won	5	3		5	5	6		6
Greatest deficit overcome	1	-		1	2	2		2

Match/Team Match Statistics	Match			Team Match
	1	2	3	
Longest rally (strokes)	12	18		18
Average rally	4	5		5

### Note:

The "Greatest deficit overcome" only applies when the player/pair ends up winning the game.

### Legend:

No. Number



## Detailed Team Match Results

チームの試合結果詳細

Australia (AUS) 0 - 2 Poland (POL)

### Match 1:

YANG Qian (AUS) 2-3 PARTYKA Natalia (POL)  
LEI Li Na (AUS) PEK Karolina (POL)

Match Summary		Match	Game 1	Game 2	Game 3	Game 4	Game 5
YANG Qian / LEI LN	AUS	2	6	11	6	11	9
PARTYKA Natalia / PEK K	POL	3	11	7	11	7	11
	Duration	39min	5min	6min	6min	6min	9min

Team Match No.: 7 Table : 2 Umpires : PICHARDO Luz (DOM) GULLBERG Jens (DEN)

Player Statistics	YANG Q / LEI LN (AUS)						PARTYKA N / PEK K (POL)					
	Game					Match	Game					Match
	1	2	3	4	5		1	2	3	4	5	
Points won	6	11	6	11	9	43	11	7	11	7	11	47
Biggest lead	1	5	2	5	1	5	5	1	5	1	2	5
Points won on own serve	3	4	3	5	6	21	5	3	5	4	7	24
Points lost on own serve	6	4	6	3	4	23	3	7	3	6	3	22
Most consecutive points won	2	4	2	5	3	5	5	2	4	2	2	5
Greatest deficit overcome	-	1	-	1	-	1	1	-	2	-	1	2
Handedness/Grip	/ - /						/ - /					

Game/Match Statistics	Game					Match
	1	2	3	4	5	
Longest rally (strokes)	8	7	8	7	12	12
Average rally	4	5	4	4	5	4

### Game Progress

1	YANG Q / LEI LN (AUS)	-*0	1	1	2	*-2	3	3	3	*-3	3	3	4	*-4	4	5	6	*-6	6			
	PARTYKA N / PEK K (POL)	0	0	*-1	1	2	2	*-3	4	5	6	*-7	7	8	9	*-9	9	10	11			
2	YANG Q / LEI LN (AUS)	0	1	*-1	1	2	3	*-3	3	4	5	*-6	6	7	8	*-9	10	10	10	11		
	PARTYKA N / PEK K (POL)	*-0	0	1	2	*-2	2	3	4	*-4	4	4	5	*-5	5	5	5	*-6	7	7		
3	YANG Q / LEI LN (AUS)	*-0	1	2	2	*-3	3	3	4	*-4	4	4	4	*-5	5	6	6	*-6	6			
	PARTYKA N / PEK K (POL)	0	0	*-0	1	1	2	*-3	3	4	5	*-6	7	7	8	*-8	9	10	11			
4	YANG Q / LEI LN (AUS)	0	0	*-1	1	2	3	*-3	4	4	5	*-6	7	8	9	*-9	9	10	10	11		
	PARTYKA N / PEK K (POL)	*-0	1	1	2	*-2	2	3	3	*-4	4	4	4	*-4	4	5	6	*-6	7	7		
5	YANG Q / LEI LN (AUS)	*-0	0	1	1	*-1	2	2	3	*-3	4	5	6	*-6	6	7	7	*-8	8	9	9	9
	PARTYKA N / PEK K (POL)	0	1	*-1	2	3	3	*-4	4	5	5	*-5	5	6	7	*-7	8	8	9	*-9	10	11

### Note:

The "Greatest deficit overcome" only applies when the pair ends up winning the game.

### Legend:

\*- First player of pair is serving      \*- Second player of pair is serving      No. Number



## Detailed Team Match Results

チームの試合結果詳細

Australia (AUS) 0 - 2 Poland (POL)

Match 2:

YANG Qian (AUS) 0-3 PARTYKA Natalia (POL)

Match Summary		Match	Game 1	Game 2	Game 3	Game 4	Game 5
YANG Qian	AUS	0	5	9	5		
PARTYKA Natalia	POL	3	11	11	11		
Duration		22min	5min	9min	6min		

Team Match No.: 7 Table : 2 Umpires : PICHARDO Luz (DOM) GULLBERG Jens (DEN)

Player Statistics	YANG Qian (AUS)						PARTYKA Natalia (POL)					
	Game					Match	Game					Match
	1	2	3	4	5		1	2	3	4	5	
Points won	5	9	5			19	11	11	11			33
Biggest lead	-	2	-			2	6	2	6			6
Points won on own serve	3	5	3			11	6	6	6			18
Points lost on own serve	5	5	5			15	2	4	2			8
Most consecutive points won	3	3	2			3	6	4	6			6
Greatest deficit overcome	-	-	-			-	-	2	-			2
Handedness/Grip	/						/					

Game/Match Statistics	Game					Match
	1	2	3	4	5	
Longest rally (strokes)	10	18	12			18
Average rally	5	6	5			5

### Game Progress

1	YANG Qian (AUS)	*0	0	0	0	*1	1	2	2	*3	4	5	5	*5	5	5	5	5				
	PARTYKA Natalia (POL)	0	1	*2	3	3	4	*4	5	5	5	*5	6	7	8	*9	10	11				
2	YANG Qian (AUS)	0	0	*1	2	2	2	*3	4	4	4	*5	6	7	7	*8	8	9	9	*9	9	9
	PARTYKA Natalia (POL)	*0	1	1	1	*2	3	3	3	*4	5	5	5	*5	6	6	7	*7	8	9	10	11
3	YANG Qian (AUS)	*0	0	0	1	*2	2	3	3	*3	4	5	5	*5	5	5	5	5				
	PARTYKA Natalia (POL)	0	1	*2	2	2	3	*3	4	5	5	*5	6	7	8	*9	10	11				

### Note:

The "Greatest deficit overcome" only applies when the player ends up winning the game.

### Legend:

\* Server

No. Number



## Player Statistics

プレーヤーの統計

As of FRI 3 SEP 2021

Players	NPC Code	Matches				Games				Match Duration		
		Played	Won	Lost	%Won	Played	Won	Lost	%Won	All	Average	
COSTA ALEXANDRE Bruna	BRA	1	1	0	100%	3	3	0	100%	22min	22min	
		Points Won				Points Lost						
		Total	Own Serve:	15	Most Consecutive:	5	Total	Own Serve:	12	Most Consecutive:	4	
		33	Opp. Serve:	18	GDO:	1	22	Opp. Serve:	10	GLL:	0	
DEMIR Merve Cansu	TUR	1	0	1	0%	3	0	3	0%	22min	22min	
		Points Won				Points Lost						
		Total	Own Serve:	10	Most Consecutive:	4	Total	Own Serve:	18	Most Consecutive:	5	
		22	Opp. Serve:	12	GDO:	0	33	Opp. Serve:	15	GLL:	1	
KAVAS Neslihan	TUR	1	0	1	0%	3	0	3	0%	22min	22min	
		Points Won				Points Lost						
		Total	Own Serve:	9	Most Consecutive:	5	Total	Own Serve:	15	Most Consecutive:	7	
		18	Opp. Serve:	9	GDO:	0	33	Opp. Serve:	18	GLL:	2	
MARQUES PARINOS J	BRA	1	0	1	0%	3	0	3	0%	14min	14min	
		Points Won				Points Lost						
		Total	Own Serve:	4	Most Consecutive:	2	Total	Own Serve:	15	Most Consecutive:	11	
		6	Opp. Serve:	2	GDO:	0	33	Opp. Serve:	18	GLL:	1	
PARTYKA Natalia	POL	3	3	0	100%	9	9	0	100%	57min	19min	
		Points Won				Points Lost						
		Total	Own Serve:	54	Most Consecutive:	11	Total	Own Serve:	14	Most Consecutive:	3	
		99	Opp. Serve:	45	GDO:	2	36	Opp. Serve:	22	GLL:	0	
RAUEN Danielle	BRA	1	1	0	100%	3	3	0	100%	22min	22min	
		Points Won				Points Lost						
		Total	Own Serve:	18	Most Consecutive:	7	Total	Own Serve:	9	Most Consecutive:	5	
		33	Opp. Serve:	15	GDO:	2	18	Opp. Serve:	9	GLL:	0	
SZVITACS Alexa	HUN	1	0	1	0%	3	0	3	0%	18min	18min	
		Points Won				Points Lost						
		Total	Own Serve:	12	Most Consecutive:	2	Total	Own Serve:	13	Most Consecutive:	7	
		17	Opp. Serve:	5	GDO:	0	33	Opp. Serve:	20	GLL:	2	



## Player Statistics

プレイヤーの統計

As of FRI 3 SEP 2021

Players	NPC Code	Matches				Games				Match Duration		
		Played	Won	Lost	%Won	Played	Won	Lost	%Won	All	Average	
TAKEUCHI Nozomi	JPN	1	0	1	0%	3	0	3	0%	21min	21min	
		Points Won				Points Lost						
		Total	Own Serve:	7	Most Consecutive:	1	Total	Own Serve:	15	Most Consecutive:	6	
		11	Opp. Serve:	4	GDO:	0	33	Opp. Serve:	18	GLL:	1	
TIAN Shiao Wen	TPE	Matches				Games				Match Duration		
		Played	Won	Lost	%Won	Played	Won	Lost	%Won	All	Average	
		1	0	1	0%	3	0	3	0%	16min	16min	
		Points Won				Points Lost						
Total	Own Serve:	8	Most Consecutive:	2	Total	Own Serve:	14	Most Consecutive:	6			
12	Opp. Serve:	4	GDO:	0	33	Opp. Serve:	19	GLL:	1			
XIONG Guiyan	CHN	Matches				Games				Match Duration		
		Played	Won	Lost	%Won	Played	Won	Lost	%Won	All	Average	
		1	1	0	100%	3	3	0	100%	16min	16min	
		Points Won				Points Lost						
Total	Own Serve:	19	Most Consecutive:	6	Total	Own Serve:	4	Most Consecutive:	2			
33	Opp. Serve:	14	GDO:	1	12	Opp. Serve:	8	GLL:	0			
YANG Qian	AUS	Matches				Games				Match Duration		
		Played	Won	Lost	%Won	Played	Won	Lost	%Won	All	Average	
		3	2	1	67%	9	6	3	67%	1h3min	21min	
		Points Won				Points Lost						
Total	Own Serve:	51	Most Consecutive:	7	Total	Own Serve:	26	Most Consecutive:	6			
88	Opp. Serve:	37	GDO:	2	69	Opp. Serve:	43	GLL:	2			
ZHAO Xiaojing	CHN	Matches				Games				Match Duration		
		Played	Won	Lost	%Won	Played	Won	Lost	%Won	All	Average	
		1	0	1	0%	3	0	3	0%	23min	23min	
		Points Won				Points Lost						
Total	Own Serve:	13	Most Consecutive:	3	Total	Own Serve:	16	Most Consecutive:	7			
19	Opp. Serve:	6	GDO:	0	36	Opp. Serve:	20	GLL:	2			

**Note:**

The "Greatest deficit overcome" only applies when the player ends up winning the game and "Greatest lead lost" only when losing.

**Legend:**

**GDO** Greatest deficit overcome    **GLL** Greatest lead lost    **Opp.** Opponent's



## Tournament Statistics

トーナメントの統計

As of FRI 3 SEP 2021

Statistics	Quarterfinals	Semifinals	Finals	Total
<b>Team Matches</b>				
Total	4	2	1	7
Game Margin: 2:0	3 75%	2 100%	1 100%	6 86%
2:1	1 25%			1 14%
Invalid Results Mark				
Duration: Total	3h24min	1h57min	1h6min	6h27min
Longest	1h20min	1h1min	1h6min	1h20min
Shortest	36min	56min	1h6min	36min
Average	51min	59min	1h6min	55min
<b>Matches</b>				
Total	9	4	2	15
Game Margin: 3:0	8 89%	2 50%	1 50%	11 73%
3:1	1 11%	2 50%		3 20%
3:2			1 50%	1 7%
Invalid Results Mark				
Duration: Total	3h5min	1h43min	1h1min	5h49min
Longest	30min	38min	39min	39min
Shortest	14min	14min	22min	14min
Average	21min	26min	31min	23min
<b>Games</b>				
Total	28	14	8	50
Point Margin: 11		1 7%		1 2%
10	1 4%			1 2%
9	1 4%	1 7%		2 4%
8	7 25%	2 14%		9 18%
7	6 21%	2 14%		8 16%
6			2 25%	2 4%
5	6 21%		2 25%	8 16%
4	2 7%	3 21%	2 25%	7 14%
3	2 7%	1 7%		3 6%
2	3 11%	4 29%	2 25%	9 18%
Invalid Results Mark				
Duration: Total	2h47min	1h31min	52min	5h10min
Longest	10min	10min	9min	10min
Shortest	4min	3min	5min	3min
Average	6min	7min	7min	6min
<b>Points</b>				
Total	451	249	142	842
Per game	16.11	17.79	17.75	16.84
Most consecutive won	8	11	6	11
Greatest deficit overcome	2	5	2	5
Longest rally	28	16	18	28
Average rally	5	5	5	5

**Note:**

The "Greatest deficit overcome" only applies when the player/pair ends up winning the game.



Medallists  
メダリスト

Medal	NPC	Name
GOLD	POL - Poland	PARTYKA Natalia PEK Karolina
SILVER	AUS - Australia	LEI Li Na TAPPER Melissa YANG Qian
BRONZE	BRA - Brazil	COSTA ALEXANDRE Bruna MARQUES PARINOS Jennyfer RAUEN Danielle
	CHN - People's Republic of China	XIONG Guiyan ZHAO Xiaojing



## Tournament Statistics

トーナメントの統計

As of FRI 3 SEP 2021

Statistics	Round of 16	Quarterfinals	Semifinals	Finals	Total
<b>Team Matches</b>					
Total	9	37	20	10	76
Game Margin: 2:0	6 67%	27 73%	16 80%	8 80%	57 75%
2:1	3 33%	10 27%	4 20%	2 20%	19 25%
Invalid Results Mark					
Duration: Total	9h3min	40h34min	22h48min	12h35min	85h
Longest	1h24min	2h6min	2h3min	1h59min	2h6min
Shortest	34min	32min	32min	33min	32min
Average	1h	1h6min	1h8min	1h16min	1h7min
<b>Matches</b>					
Total	21	84	44	22	171
Game Margin: 3:0	13 62%	46 55%	18 41%	8 36%	85 50%
3:1	6 29%	17 20%	18 41%	6 27%	47 27%
3:2	2 10%	21 25%	8 18%	8 36%	39 23%
Invalid Results Mark					
Duration: Total	8h16min	36h56min	20h52min	11h28min	77h32min
Longest	46min	49min	52min	51min	52min
Shortest	13min	10min	13min	14min	10min
Average	24min	26min	28min	31min	27min
<b>Games</b>					
Total	73	311	166	88	638
Point Margin: 11			1 1%		1 0%
10	1 1%	11 4%	2 1%		14 2%
9	2 3%	17 5%	9 5%	4 5%	32 5%
8	5 7%	25 8%	15 9%	3 3%	48 8%
7	6 8%	31 10%	16 10%	9 10%	62 10%
6	11 15%	34 11%	13 8%	11 13%	69 11%
5	7 10%	42 14%	6 4%	10 11%	65 10%
4	8 11%	37 12%	25 15%	12 14%	82 13%
3	14 19%	48 15%	29 17%	12 14%	103 16%
2	19 26%	66 21%	50 30%	27 31%	162 25%
Invalid Results Mark					
Duration: Total	7h15min	33h9min	18h48min	10h17min	69h29min
Longest	20min	13min	18min	16min	20min
Shortest	2min	3min	3min	3min	2min
Average	6min	6min	7min	7min	7min
<b>Points</b>					
Total	1317	5436	3025	1625	11403
Per game	18.04	17.48	18.22	18.47	17.87
Most consecutive won	10	11	11	11	11
Greatest deficit overcome	6	5	7	6	7
Longest rally	26	31	50	44	50
Average rally	4	5	5	6	5

**Note:**

The "Greatest deficit overcome" only applies when the player/pair ends up winning the game.





## Player Statistics

プレーヤーの統計

As of FRI 3 SEP 2021

Players	NPC Code	Matches				Games				Match Duration				
		Played	Won	Lost	%Won	Played	Won	Lost	%Won	All	Average			
AGUNBIADJE Tajudeen	NGR	6	2	4	33%	22	8	14	36%	2h10min	22min			
CI9	Points Won				Points Lost									
	Total	Own Serve:		110	Most Consecutive:		7	Total	Own Serve:		93	Most Consecutive:		8
	186	Opp. Serve:		76	GDO:		2	212	Opp. Serve:		119	GLL:		4
AKBAR Komet	INA	Matches				Games				Match Duration				
CI10	Played	Won	Lost	%Won	Played	Won	Lost	%Won	All	Average				
	3	1	2	33%	12	4	8	33%	1h32min	31min				
	Points Won				Points Lost									
Total	Own Serve:		57	Most Consecutive:		5	Total	Own Serve:		55	Most Consecutive:		6	
101	Opp. Serve:		44	GDO:		3	120	Opp. Serve:		65	GLL:		1	
ANDERSSON Emil	SWE	Matches				Games				Match Duration				
CI8	Played	Won	Lost	%Won	Played	Won	Lost	%Won	All	Average				
	4	1	3	25%	13	4	9	31%	1h45min	26min				
	Points Won				Points Lost									
Total	Own Serve:		65	Most Consecutive:		10	Total	Own Serve:		58	Most Consecutive:		7	
112	Opp. Serve:		47	GDO:		2	136	Opp. Serve:		78	GLL:		4	
ANDRADE de FREITAS	BRA	Matches				Games				Match Duration				
CI3	Played	Won	Lost	%Won	Played	Won	Lost	%Won	All	Average				
	3	1	2	33%	6	0	6	0%	36min	12min				
	Points Won				Points Lost									
Total	Own Serve:		23	Most Consecutive:		5	Total	Own Serve:		34	Most Consecutive:		6	
43	Opp. Serve:		20	GDO:		0	71	Opp. Serve:		37	GLL:		3	
ASANO Takashi	JPN	Matches				Games				Match Duration				
CI11	Played	Won	Lost	%Won	Played	Won	Lost	%Won	All	Average				
	3	1	2	33%	13	6	7	46%	1h47min	36min				
	Points Won				Points Lost									
Total	Own Serve:		67	Most Consecutive:		6	Total	Own Serve:		55	Most Consecutive:		10	
121	Opp. Serve:		54	GDO:		3	125	Opp. Serve:		70	GLL:		6	
ASTAN Adyos	INA	Matches				Games				Match Duration				
CI4	Played	Won	Lost	%Won	Played	Won	Lost	%Won	All	Average				
	3	1	2	33%	13	6	7	46%	1h34min	31min				
	Points Won				Points Lost									
Total	Own Serve:		66	Most Consecutive:		5	Total	Own Serve:		62	Most Consecutive:		7	
127	Opp. Serve:		61	GDO:		3	128	Opp. Serve:		66	GLL:		2	
BAEK Youngbok	KOR	Matches				Games				Match Duration				
CI3	Played	Won	Lost	%Won	Played	Won	Lost	%Won	All	Average				
	2	0	2	0%	8	2	6	25%	1h15min	38min				
	Points Won				Points Lost									
Total	Own Serve:		31	Most Consecutive:		5	Total	Own Serve:		44	Most Consecutive:		6	
63	Opp. Serve:		32	GDO:		2	84	Opp. Serve:		40	GLL:		1	



## Player Statistics

プレーヤーの統計

As of FRI 3 SEP 2021

Players	NPC Code	Matches				Games				Match Duration		
		Played	Won	Lost	%Won	Played	Won	Lost	%Won	All	Average	
BAKIC Luka C110	MNE	4	1	3	25%	12	3	9	25%	1h8min	17min	
		Points Won				Points Lost						
		Total	Own Serve: 47			Most Consecutive: 5		Total	Own Serve: 56			Most Consecutive: 9
		91	Opp. Serve: 44			GDO: 1		115	Opp. Serve: 59			GLL: 4
BALLESTRINO Jake C17	AUS	3	0	3	0%	11	2	9	18%	1h12min	24min	
		Points Won				Points Lost						
		Total	Own Serve: 39			Most Consecutive: 5		Total	Own Serve: 54			Most Consecutive: 8
		70	Opp. Serve: 31			GDO: 2		118	Opp. Serve: 64			GLL: 2
BAUS Valentin C15	GER	5	5	0	100%	19	15	4	79%	2h28min	30min	
		Points Won				Points Lost						
		Total	Own Serve: 119			Most Consecutive: 10		Total	Own Serve: 51			Most Consecutive: 5
		200	Opp. Serve: 81			GDO: 3		131	Opp. Serve: 80			GLL: 2
BAYLEY William C17	GBR	8	6	2	75%	29	20	9	69%	3h57min	30min	
		Points Won				Points Lost						
		Total	Own Serve: 152			Most Consecutive: 7		Total	Own Serve: 124			Most Consecutive: 10
		294	Opp. Serve: 142			GDO: 5		258	Opp. Serve: 134			GLL: 5
BERTHIER Clement C18	FRA	3	1	2	33%	10	3	7	30%	1h13min	24min	
		Points Won				Points Lost						
		Total	Own Serve: 43			Most Consecutive: 5		Total	Own Serve: 48			Most Consecutive: 10
		79	Opp. Serve: 36			GDO: 1		103	Opp. Serve: 55			GLL: 3
BOHEAS Mateo C110	FRA	7	5	2	71%	27	16	11	59%	3h34min	31min	
		Points Won				Points Lost						
		Total	Own Serve: 142			Most Consecutive: 6		Total	Own Serve: 113			Most Consecutive: 7
		263	Opp. Serve: 121			GDO: 3		249	Opp. Serve: 136			GLL: 4
BORGATO Andrea C11	ITA	3	1	2	33%	12	5	7	42%	1h40min	33min	
		Points Won				Points Lost						
		Total	Own Serve: 56			Most Consecutive: 6		Total	Own Serve: 55			Most Consecutive: 5
		110	Opp. Serve: 54			GDO: 2		115	Opp. Serve: 60			GLL: 3



## Player Statistics

プレーヤーの統計

As of FRI 3 SEP 2021

Players	NPC Code	Matches				Games				Match Duration					
		Played	Won	Lost	%Won	Played	Won	Lost	%Won	All	Average				
BOUVAIS Thomas C18	FRA	6	4	2	67%	22	13	9	59%	2h51min	29min				
		Points Won				Points Lost									
		Total	Own Serve:		112	Most Consecutive:		7	Total	Own Serve:		87	Most Consecutive:		8
		203	Opp. Serve:		91	GDO:		3	202	Opp. Serve:		115	GLL:		3
BRANDS Bart C15	BEL	2	0	2	0%	8	2	6	25%	1h1min	31min				
		Points Won				Points Lost									
		Total	Own Serve:		31	Most Consecutive:		6	Total	Own Serve:		43	Most Consecutive:		8
		59	Opp. Serve:		28	GDO:		3	87	Opp. Serve:		44	GLL:		1
BRUECHLE Thomas C13	GER	5	3	2	60%	19	12	7	63%	1h59min	24min				
		Points Won				Points Lost									
		Total	Own Serve:		101	Most Consecutive:		7	Total	Own Serve:		69	Most Consecutive:		7
		181	Opp. Serve:		80	GDO:		5	157	Opp. Serve:		88	GLL:		4
CALISKAN Hamza C15	TUR	2	0	2	0%	8	2	6	25%	56min	28min				
		Points Won				Points Lost									
		Total	Own Serve:		35	Most Consecutive:		5	Total	Own Serve:		40	Most Consecutive:		8
		60	Opp. Serve:		25	GDO:		5	85	Opp. Serve:		45	GLL:		1
CAO Ningning C15	CHN	8	7	1	88%	30	23	7	77%	4h5min	31min				
		Points Won				Points Lost									
		Total	Own Serve:		163	Most Consecutive:		7	Total	Own Serve:		109	Most Consecutive:		8
		306	Opp. Serve:		143	GDO:		5	236	Opp. Serve:		127	GLL:		4
CARBINATTI JUNIOR C110	BRA	4	1	3	25%	13	4	9	31%	1h22min	21min				
		Points Won				Points Lost									
		Total	Own Serve:		59	Most Consecutive:		5	Total	Own Serve:		53	Most Consecutive:		8
		96	Opp. Serve:		37	GDO:		3	130	Opp. Serve:		77	GLL:		3
CHA Soo Yong C12	KOR	6	4	2	67%	24	14	10	58%	3h12min	32min				
		Points Won				Points Lost									
		Total	Own Serve:		134	Most Consecutive:		6	Total	Own Serve:		106	Most Consecutive:		8
		236	Opp. Serve:		102	GDO:		4	241	Opp. Serve:		135	GLL:		3



## Player Statistics

プレーヤーの統計

As of FRI 3 SEP 2021

Players	NPC Code	Matches				Games				Match Duration	
		Played	Won	Lost	%Won	Played	Won	Lost	%Won	All	Average
CHAIWUT Wanchai C14	THA	3	1	2	33%	13	5	8	38%	1h55min	38min
		Points Won				Points Lost					
		Total	Own Serve:	72	Most Consecutive:	9	Total	Own Serve:	57	Most Consecutive:	6
		125	Opp. Serve:	53	GDO:	1	132	Opp. Serve:	75	GLL:	5
CHARITSAT Komkrit C18	THA	2	0	2	0%	6	0	6	0%	46min	23min
		Points Won				Points Lost					
		Total	Own Serve:	31	Most Consecutive:	4	Total	Own Serve:	32	Most Consecutive:	5
		52	Opp. Serve:	21	GDO:	0	70	Opp. Serve:	38	GLL:	2
CHATZIKYRIAKOS KM C16	GRE	3	1	2	33%	13	5	8	38%	1h53min	38min
		Points Won				Points Lost					
		Total	Own Serve:	58	Most Consecutive:	6	Total	Own Serve:	64	Most Consecutive:	7
		109	Opp. Serve:	51	GDO:	2	127	Opp. Serve:	63	GLL:	2
CHEE Chaoming C19	MAS	3	0	3	0%	9	0	9	0%	1h	20min
		Points Won				Points Lost					
		Total	Own Serve:	34	Most Consecutive:	5	Total	Own Serve:	45	Most Consecutive:	7
		58	Opp. Serve:	24	GDO:	0	99	Opp. Serve:	54	GLL:	2
CHEN Chao C16	CHN	4	2	2	50%	14	8	6	57%	1h58min	30min
		Points Won				Points Lost					
		Total	Own Serve:	75	Most Consecutive:	9	Total	Own Serve:	54	Most Consecutive:	6
		140	Opp. Serve:	65	GDO:	1	117	Opp. Serve:	63	GLL:	4
CHENG Ming Chih C15	TPE	3	1	2	33%	10	3	7	30%	1h11min	24min
		Points Won				Points Lost					
		Total	Own Serve:	37	Most Consecutive:	8	Total	Own Serve:	49	Most Consecutive:	7
		78	Opp. Serve:	41	GDO:	1	95	Opp. Serve:	46	GLL:	2
CHOJNOWSKI Patryk C110	POL	6	6	0	100%	20	18	2	90%	2h21min	24min
		Points Won				Points Lost					
		Total	Own Serve:	106	Most Consecutive:	9	Total	Own Serve:	70	Most Consecutive:	5
		218	Opp. Serve:	112	GDO:	4	137	Opp. Serve:	67	GLL:	3



## Player Statistics

プレーヤーの統計

As of FRI 3 SEP 2021

Players	NPC Code	Matches				Games				Match Duration	
		Played	Won	Lost	%Won	Played	Won	Lost	%Won	All	Average
CHUDZICKI Maksym CI7	POL	4	2	2	50%	13	7	6	54%	1h28min	22min
		Points Won				Points Lost					
		Total	Own Serve: 68		Most Consecutive: 10		Total	Own Serve: 55		Most Consecutive: 7	
		123	Opp. Serve: 55		GDO: 5		128	Opp. Serve: 73		GLL: 4	
CHUEAWONG Thirayu CI2	THA	2	0	2	0%	9	3	6	33%	1h19min	40min
		Points Won				Points Lost					
		Total	Own Serve: 45		Most Consecutive: 4		Total	Own Serve: 41		Most Consecutive: 5	
		77	Opp. Serve: 32		GDO: 2		91	Opp. Serve: 50		GLL: 2	
COGILL Theo CI10	RSA	3	0	3	0%	10	1	9	10%	1h14min	25min
		Points Won				Points Lost					
		Total	Own Serve: 46		Most Consecutive: 5		Total	Own Serve: 55		Most Consecutive: 7	
		84	Opp. Serve: 38		GDO: 1		113	Opp. Serve: 58		GLL: 5	
COPOLA Gabriel CI3	ARG	4	2	2	50%	17	8	9	47%	2h1min	30min
		Points Won				Points Lost					
		Total	Own Serve: 84		Most Consecutive: 6		Total	Own Serve: 84		Most Consecutive: 10	
		161	Opp. Serve: 77		GDO: 3		180	Opp. Serve: 96		GLL: 6	
COUGHLAN Joel CI10	AUS	3	1	2	33%	12	6	6	50%	1h21min	27min
		Points Won				Points Lost					
		Total	Own Serve: 67		Most Consecutive: 4		Total	Own Serve: 51		Most Consecutive: 6	
		113	Opp. Serve: 46		GDO: 2		117	Opp. Serve: 66		GLL: 3	
CREANGE Lucas CI11	FRA	4	3	1	75%	15	11	4	73%	2h7min	32min
		Points Won				Points Lost					
		Total	Own Serve: 85		Most Consecutive: 6		Total	Own Serve: 61		Most Consecutive: 5	
		167	Opp. Serve: 82		GDO: 3		126	Opp. Serve: 65		GLL: 5	
CSONKA Andras CI8	HUN	4	1	3	25%	15	6	9	40%	2h9min	32min
		Points Won				Points Lost					
		Total	Own Serve: 71		Most Consecutive: 9		Total	Own Serve: 63		Most Consecutive: 6	
		131	Opp. Serve: 60		GDO: 3		141	Opp. Serve: 78		GLL: 3	



## Player Statistics

プレーヤーの統計

As of FRI 3 SEP 2021

Players	NPC Code	Matches				Games				Match Duration	
		Played	Won	Lost	%Won	Played	Won	Lost	%Won	All	Average
CUESTA MARTINEZ E	ESP	3	1	2	33%	11	5	6	45%	1h14min	25min
CI11	Points Won				Points Lost						
	Total	Own Serve: 52		Most Consecutive: 7		Total	Own Serve: 47		Most Consecutive: 6		
	99	Opp. Serve: 47		GDO: 5		99	Opp. Serve: 52		GLL: 1		
CZUPER Rafal	POL	Matches				Games				Match Duration	
CI2	Played	Won	Lost	%Won	Played	Won	Lost	%Won	All	Average	
	7	6	1	86%	28	19	9	68%	3h3min	26min	
	Points Won				Points Lost						
	Total	Own Serve: 144		Most Consecutive: 7		Total	Own Serve: 94		Most Consecutive: 7		
	270	Opp. Serve: 126		GDO: 7		215	Opp. Serve: 121		GLL: 3		
de la BOURDONNAYE	FRA	Matches				Games				Match Duration	
CI10	Played	Won	Lost	%Won	Played	Won	Lost	%Won	All	Average	
	2	0	2	0%	9	3	6	33%	1h8min	34min	
	Points Won				Points Lost						
	Total	Own Serve: 36		Most Consecutive: 4		Total	Own Serve: 43		Most Consecutive: 6		
	74	Opp. Serve: 38		GDO: 1		86	Opp. Serve: 43		GLL: 3		
DEPERGOLA Mauro	ARG	Matches				Games				Match Duration	
CI5	Played	Won	Lost	%Won	Played	Won	Lost	%Won	All	Average	
	3	0	3	0%	10	1	9	10%	1h6min	22min	
	Points Won				Points Lost						
	Total	Own Serve: 35		Most Consecutive: 5		Total	Own Serve: 50		Most Consecutive: 10		
	68	Opp. Serve: 33		GDO: 1		106	Opp. Serve: 56		GLL: 2		
DETTONI Cristian	CHI	Matches				Games				Match Duration	
CI6	Played	Won	Lost	%Won	Played	Won	Lost	%Won	All	Average	
	3	1	2	33%	13	7	6	54%	1h51min	37min	
	Points Won				Points Lost						
	Total	Own Serve: 65		Most Consecutive: 5		Total	Own Serve: 61		Most Consecutive: 5		
	131	Opp. Serve: 66		GDO: 3		125	Opp. Serve: 64		GLL: 4		
DEVOS Laurens	BEL	Matches				Games				Match Duration	
CI9	Played	Won	Lost	%Won	Played	Won	Lost	%Won	All	Average	
	5	5	0	100%	18	15	3	83%	1h47min	21min	
	Points Won				Points Lost						
	Total	Own Serve: 106		Most Consecutive: 11		Total	Own Serve: 55		Most Consecutive: 5		
	197	Opp. Serve: 91		GDO: 3		121	Opp. Serve: 66		GLL: 2		
DIDUKH Viktor	UKR	Matches				Games				Match Duration	
CI8	Played	Won	Lost	%Won	Played	Won	Lost	%Won	All	Average	
	7	5	2	71%	29	17	12	59%	3h41min	32min	
	Points Won				Points Lost						
	Total	Own Serve: 154		Most Consecutive: 8		Total	Own Serve: 121		Most Consecutive: 8		
	297	Opp. Serve: 143		GDO: 7		251	Opp. Serve: 130		GLL: 4		



## Player Statistics

プレーヤーの統計

As of FRI 3 SEP 2021

Players	NPC Code	Matches				Games				Match Duration	
		Played	Won	Lost	%Won	Played	Won	Lost	%Won	All	Average
EBERHARDT Fernando	ARG	2	0	2	0%	8	2	6	25%	1h31min	46min
		Points Won				Points Lost					
		Total	Own Serve: 34		Most Consecutive: 8		Total	Own Serve: 44		Most Consecutive: 6	
		68	Opp. Serve: 34		GDO: 4		89	Opp. Serve: 45		GLL: 7	
EMINOVIC Haris	BIH	2	0	2	0%	6	0	6	0%	38min	19min
		Points Won				Points Lost					
		Total	Own Serve: 21		Most Consecutive: 4		Total	Own Serve: 32		Most Consecutive: 5	
		37	Opp. Serve: 16		GDO: 0		67	Opp. Serve: 35		GLL: 5	
FACEY THOMPSON Ashley	GBR	4	1	3	25%	18	7	11	39%	2h3min	31min
		Points Won				Points Lost					
		Total	Own Serve: 95		Most Consecutive: 7		Total	Own Serve: 78		Most Consecutive: 6	
		161	Opp. Serve: 66		GDO: 4		182	Opp. Serve: 104		GLL: 2	
FALCO Federico	ITA	4	1	3	25%	14	3	11	21%	2h25min	36min
		Points Won				Points Lost					
		Total	Own Serve: 57		Most Consecutive: 6		Total	Own Serve: 74		Most Consecutive: 7	
		114	Opp. Serve: 57		GDO: 7		149	Opp. Serve: 75		GLL: 4	
FARINLOYE Victor	NGR	2	0	2	0%	8	2	6	25%	54min	27min
		Points Won				Points Lost					
		Total	Own Serve: 35		Most Consecutive: 4		Total	Own Serve: 38		Most Consecutive: 6	
		63	Opp. Serve: 28		GDO: 3		85	Opp. Serve: 47		GLL: 2	
FENG Panfeng	CHN	8	8	0	100%	27	24	3	89%	2h57min	22min
		Points Won				Points Lost					
		Total	Own Serve: 153		Most Consecutive: 9		Total	Own Serve: 82		Most Consecutive: 5	
		292	Opp. Serve: 139		GDO: 4		179	Opp. Serve: 97		GLL: 2	
FERNANDEZ IZQUIER.	CUB	3	1	2	33%	11	5	6	45%	1h22min	27min
		Points Won				Points Lost					
		Total	Own Serve: 58		Most Consecutive: 6		Total	Own Serve: 42		Most Consecutive: 9	
		102	Opp. Serve: 44		GDO: 3		100	Opp. Serve: 58		GLL: 4	



## Player Statistics

プレーヤーの統計

As of FRI 3 SEP 2021

Players	NPC Code	Matches				Games				Match Duration			
		Played	Won	Lost	%Won	Played	Won	Lost	%Won	All	Average		
FLORES Luis Cl2	CHI	3	2	1	67%	15	8	7	53%	2h6min	42min		
		Points Won				Points Lost							
		Total	Own Serve: 72			Most Consecutive: 7			Total	Own Serve: 57			Most Consecutive: 8
		136	Opp. Serve: 64			GDO: 2			127	Opp. Serve: 70			GLL: 3
GARDOS Krisztian Cl10	AUT	4	2	2	50%	15	8	7	53%	1h57min	29min		
		Points Won				Points Lost							
		Total	Own Serve: 77			Most Consecutive: 7			Total	Own Serve: 65			Most Consecutive: 6
		141	Opp. Serve: 64			GDO: 5			146	Opp. Serve: 81			GLL: 2
GHARSALLAH Karim Cl11	TUN	2	0	2	0%	6	0	6	0%	35min	18min		
		Points Won				Points Lost							
		Total	Own Serve: 15			Most Consecutive: 3			Total	Own Serve: 31			Most Consecutive: 7
		25	Opp. Serve: 10			GDO: 0			66	Opp. Serve: 35			GLL: 0
GLINBANCHEUN Yuttajak Cl3	THA	5	4	1	80%	12	9	3	75%	1h8min	14min		
		Points Won				Points Lost							
		Total	Own Serve: 61			Most Consecutive: 9			Total	Own Serve: 43			Most Consecutive: 7
		120	Opp. Serve: 59			GDO: 6			94	Opp. Serve: 51			GLL: 2
GODFREY Michael Cl1	USA	2	0	2	0%	7	1	6	14%	53min	27min		
		Points Won				Points Lost							
		Total	Own Serve: 21			Most Consecutive: 3			Total	Own Serve: 37			Most Consecutive: 11
		42	Opp. Serve: 21			GDO: 2			75	Opp. Serve: 38			GLL: 2
GONZALEZ Cristian Cl4	CHI	4	1	3	25%	14	3	11	21%	2h1min	30min		
		Points Won				Points Lost							
		Total	Own Serve: 60			Most Consecutive: 5			Total	Own Serve: 66			Most Consecutive: 10
		105	Opp. Serve: 45			GDO: 1			147	Opp. Serve: 81			GLL: 3
GRUDZIEN Piotr Cl8	POL	4	2	2	50%	15	9	6	60%	2h5min	31min		
		Points Won				Points Lost							
		Total	Own Serve: 81			Most Consecutive: 6			Total	Own Serve: 62			Most Consecutive: 6
		150	Opp. Serve: 69			GDO: 2			141	Opp. Serve: 79			GLL: 2





## Player Statistics

プレーヤーの統計

As of FRI 3 SEP 2021

Players	NPC Code	Matches				Games				Match Duration	
		Played	Won	Lost	%Won	Played	Won	Lost	%Won	All	Average
GUARNIERI MANARA L C18	BRA	2	0	2	0%	8	2	6	25%	1h7min	34min
		Points Won				Points Lost					
		Total	Own Serve: 45		Most Consecutive: 6		Total	Own Serve: 46		Most Consecutive: 8	
		85	Opp. Serve: 40		GDO: 4		98	Opp. Serve: 52		GLL: 4	
GUO Xingyuan C14	CHN	2	0	2	0%	10	4	6	40%	1h32min	46min
		Points Won				Points Lost					
		Total	Own Serve: 54		Most Consecutive: 6		Total	Own Serve: 44		Most Consecutive: 7	
		90	Opp. Serve: 36		GDO: 5		104	Opp. Serve: 60		GLL: 1	
HAMADTOU IE C16	EGY	3	0	3	0%	9	0	9	0%	50min	17min
		Points Won				Points Lost					
		Total	Own Serve: 18		Most Consecutive: 3		Total	Own Serve: 50		Most Consecutive: 11	
		35	Opp. Serve: 17		GDO: 0		99	Opp. Serve: 49		GLL: 3	
HIRTH Trevor C16	AUS	3	0	3	0%	10	1	9	10%	1h8min	23min
		Points Won				Points Lost					
		Total	Own Serve: 30		Most Consecutive: 5		Total	Own Serve: 51		Most Consecutive: 8	
		54	Opp. Serve: 24		GDO: 4		110	Opp. Serve: 59		GLL: 2	
HUNTER SPIVEY Jack C15	GBR	4	3	1	75%	15	9	6	60%	2h16min	34min
		Points Won				Points Lost					
		Total	Own Serve: 83		Most Consecutive: 7		Total	Own Serve: 54		Most Consecutive: 5	
		154	Opp. Serve: 71		GDO: 5		127	Opp. Serve: 73		GLL: 3	
INOUE Masachika C17	JPN	4	1	3	25%	17	7	10	41%	2h20min	35min
		Points Won				Points Lost					
		Total	Own Serve: 93		Most Consecutive: 6		Total	Own Serve: 75		Most Consecutive: 10	
		167	Opp. Serve: 74		GDO: 2		166	Opp. Serve: 91		GLL: 6	
IWABUCHI Koyo C19	JPN	3	1	2	33%	14	6	8	43%	1h53min	38min
		Points Won				Points Lost					
		Total	Own Serve: 76		Most Consecutive: 4		Total	Own Serve: 61		Most Consecutive: 7	
		131	Opp. Serve: 55		GDO: 3		140	Opp. Serve: 79		GLL: 4	



## Player Statistics

プレーヤーの統計

As of FRI 3 SEP 2021

Players	NPC Code	Matches				Games				Match Duration			
		Played	Won	Lost	%Won	Played	Won	Lost	%Won	All	Average		
JACOBS David	INA	5	3	2	60%	19	11	8	58%	2h36min	31min		
CI10	Points Won				Points Lost								
	Total	Own Serve:		102	Most Consecutive:		7	Total	Own Serve:		79	Most Consecutive:	5
	192	Opp. Serve:		90	GDO:		5	167	Opp. Serve:		88	GLL:	3
JAKIMCZUK Tomasz	POL	Matches				Games				Match Duration			
CI2	Played	Won	Lost	%Won	Played	Won	Lost	%Won	All	Average			
	3	0	3	0%	10	1	9	10%	1h5min	22min			
	Points Won				Points Lost								
Total	Own Serve:		35	Most Consecutive:		4	Total	Own Serve:		55	Most Consecutive:	11	
67	Opp. Serve:		32	GDO:		3	109	Opp. Serve:		54	GLL:	4	
JOO Young Dae	KOR	Matches				Games				Match Duration			
CI1	Played	Won	Lost	%Won	Played	Won	Lost	%Won	All	Average			
	6	5	1	83%	21	15	6	71%	2h27min	25min			
	Points Won				Points Lost								
Total	Own Serve:		110	Most Consecutive:		9	Total	Own Serve:		72	Most Consecutive:	9	
188	Opp. Serve:		78	GDO:		3	171	Opp. Serve:		99	GLL:	2	
JOZIC Pavao	CRO	Matches				Games				Match Duration			
CI7	Played	Won	Lost	%Won	Played	Won	Lost	%Won	All	Average			
	2	0	2	0%	8	2	6	25%	1h10min	35min			
	Points Won				Points Lost								
Total	Own Serve:		38	Most Consecutive:		5	Total	Own Serve:		41	Most Consecutive:	5	
67	Opp. Serve:		29	GDO:		4	85	Opp. Serve:		44	GLL:	4	
JUDGE Colin	IRL	Matches				Games				Match Duration			
CI3	Played	Won	Lost	%Won	Played	Won	Lost	%Won	All	Average			
	3	1	2	33%	8	2	6	25%	58min	19min			
	Points Won				Points Lost								
Total	Own Serve:		32	Most Consecutive:		7	Total	Own Serve:		40	Most Consecutive:	8	
66	Opp. Serve:		34	GDO:		2	79	Opp. Serve:		39	GLL:	4	
KALEM Mohamed	ITA	Matches				Games				Match Duration			
CI9	Played	Won	Lost	%Won	Played	Won	Lost	%Won	All	Average			
	4	1	3	25%	14	5	9	36%	1h39min	25min			
	Points Won				Points Lost								
Total	Own Serve:		60	Most Consecutive:		6	Total	Own Serve:		64	Most Consecutive:	7	
112	Opp. Serve:		52	GDO:		5	133	Opp. Serve:		69	GLL:	4	
KARABARDAK Paul	GBR	Matches				Games				Match Duration			
CI6	Played	Won	Lost	%Won	Played	Won	Lost	%Won	All	Average			
	5	4	1	80%	20	12	8	60%	2h34min	31min			
	Points Won				Points Lost								
Total	Own Serve:		107	Most Consecutive:		7	Total	Own Serve:		82	Most Consecutive:	8	
196	Opp. Serve:		89	GDO:		4	186	Opp. Serve:		104	GLL:	1	



## Player Statistics

プレーヤーの統計

As of FRI 3 SEP 2021

Players	NPC Code	Matches				Games				Match Duration		
		Played	Won	Lost	%Won	Played	Won	Lost	%Won	All	Average	
KARLSSON Linus CI8	SWE	4	2	2	50%	19	10	9	53%	2h16min	34min	
		Points Won				Points Lost						
		Total	Own Serve: 95			Most Consecutive: 8		Total	Own Serve: 93			Most Consecutive: 9
		186	Opp. Serve: 91			GDO: 6		190	Opp. Serve: 97			GLL: 3
KATO Koya CI11	JPN	Matches				Games				Match Duration		
		Played	Won	Lost	%Won	Played	Won	Lost	%Won	All	Average	
		2	0	2	0%	8	2	6	25%	1h19min	40min	
		Points Won				Points Lost						
Total	Own Serve: 39			Most Consecutive: 4		Total	Own Serve: 39			Most Consecutive: 7		
68	Opp. Serve: 29			GDO: 2		88	Opp. Serve: 49			GLL: 3		
KATS Lev CI9	UKR	Matches				Games				Match Duration		
		Played	Won	Lost	%Won	Played	Won	Lost	%Won	All	Average	
		6	4	2	67%	23	14	9	61%	2h27min	25min	
		Points Won				Points Lost						
Total	Own Serve: 116			Most Consecutive: 6		Total	Own Serve: 97			Most Consecutive: 6		
225	Opp. Serve: 109			GDO: 3		199	Opp. Serve: 102			GLL: 2		
KELLER Silvio CI1	SUI	Matches				Games				Match Duration		
		Played	Won	Lost	%Won	Played	Won	Lost	%Won	All	Average	
		2	0	2	0%	6	0	6	0%	39min	20min	
		Points Won				Points Lost						
Total	Own Serve: 22			Most Consecutive: 7		Total	Own Serve: 32			Most Consecutive: 8		
39	Opp. Serve: 17			GDO: 0		67	Opp. Serve: 35			GLL: 3		
KIM Chang Gi CI11	KOR	Matches				Games				Match Duration		
		Played	Won	Lost	%Won	Played	Won	Lost	%Won	All	Average	
		3	1	2	33%	12	5	7	42%	1h47min	36min	
		Points Won				Points Lost						
Total	Own Serve: 61			Most Consecutive: 7		Total	Own Serve: 56			Most Consecutive: 5		
111	Opp. Serve: 50			GDO: 3		120	Opp. Serve: 64			GLL: 3		
KIM Gi Tae CI11	KOR	Matches				Games				Match Duration		
		Played	Won	Lost	%Won	Played	Won	Lost	%Won	All	Average	
		2	1	1	50%	7	3	4	43%	57min	29min	
		Points Won				Points Lost						
Total	Own Serve: 40			Most Consecutive: 6		Total	Own Serve: 25			Most Consecutive: 6		
65	Opp. Serve: 25			GDO: 2		66	Opp. Serve: 41			GLL: 6		
KIM Hyeon Uk CI1	KOR	Matches				Games				Match Duration		
		Played	Won	Lost	%Won	Played	Won	Lost	%Won	All	Average	
		5	4	1	80%	16	13	3	81%	2h19min	28min	
		Points Won				Points Lost						
Total	Own Serve: 91			Most Consecutive: 8		Total	Own Serve: 56			Most Consecutive: 5		
173	Opp. Serve: 82			GDO: 4		124	Opp. Serve: 68			GLL: 3		



## Player Statistics

プレーヤーの統計

As of FRI 3 SEP 2021

Players	NPC Code	Matches				Games				Match Duration	
		Played	Won	Lost	%Won	Played	Won	Lost	%Won	All	Average
KIM Jung-Gil Cl4	KOR	5	2	3	40%	20	10	10	50%	2h27min	29min
		Points Won				Points Lost					
		Total	Own Serve: 103		Most Consecutive: 5		Total	Own Serve: 78		Most Consecutive: 7	
		179	Opp. Serve: 76		GDO: 1		185	Opp. Serve: 107		GLL: 3	
KIM Young-Gun Cl4	KOR	7	6	1	86%	26	19	7	73%	3h41min	32min
		Points Won				Points Lost					
		Total	Own Serve: 146		Most Consecutive: 7		Total	Own Serve: 97		Most Consecutive: 5	
		275	Opp. Serve: 129		GDO: 4		211	Opp. Serve: 114		GLL: 4	
KNAF Welder Cl3	BRA	2	0	2	0%	0	0	0	0%	0min	0min
		Points Won				Points Lost					
		Total	Own Serve: 0		Most Consecutive: 0		Total	Own Serve: 0		Most Consecutive: 0	
		0	Opp. Serve: 0		GDO: 0		0	Opp. Serve: 0		GLL: 0	
KOLEOSHO Ahmed Cl3	NGR	5	2	3	40%	20	9	11	45%	2h1min	24min
		Points Won				Points Lost					
		Total	Own Serve: 91		Most Consecutive: 10		Total	Own Serve: 98		Most Consecutive: 7	
		175	Opp. Serve: 84		GDO: 3		198	Opp. Serve: 100		GLL: 3	
LAMIRAULT Fabien Cl2	FRA	7	7	0	100%	27	21	6	78%	3h40min	31min
		Points Won				Points Lost					
		Total	Own Serve: 158		Most Consecutive: 11		Total	Own Serve: 76		Most Consecutive: 5	
		284	Opp. Serve: 126		GDO: 2		181	Opp. Serve: 105		GLL: 2	
LAOWONG Anurak Cl3	THA	3	0	3	0%	11	2	9	18%	1h36min	32min
		Points Won				Points Lost					
		Total	Own Serve: 56		Most Consecutive: 5		Total	Own Serve: 62		Most Consecutive: 6	
		106	Opp. Serve: 50		GDO: 2		126	Opp. Serve: 64		GLL: 3	
LAVROV Dmitrii Cl1	RPC	2	0	2	0%	7	1	6	14%	58min	29min
		Points Won				Points Lost					
		Total	Own Serve: 25		Most Consecutive: 4		Total	Own Serve: 35		Most Consecutive: 7	
		46	Opp. Serve: 21		GDO: 0		74	Opp. Serve: 39		GLL: 2	



## Player Statistics

プレーヤーの統計

As of FRI 3 SEP 2021

Players	NPC Code	Matches				Games				Match Duration	
		Played	Won	Lost	%Won	Played	Won	Lost	%Won	All	Average
LEIBOVITZ Tahl	USA	4	2	2	50%	14	8	6	57%	1h29min	22min
CI9	Points Won				Points Lost						
	Total	Own Serve: 68		Most Consecutive: 6		Total	Own Serve: 52		Most Consecutive: 10		
	124	Opp. Serve: 56		GDO: 2		117	Opp. Serve: 65		GLL: 3		
LIAN Hao	CHN	Matches				Games				Match Duration	
CI10	Played	Won	Lost	%Won	Played	Won	Lost	%Won	All	Average	
	8	6	2	75%	32	22	10	69%	4h7min	31min	
	Points Won				Points Lost						
	Total	Own Serve: 178		Most Consecutive: 6		Total	Own Serve: 121		Most Consecutive: 6		
	330	Opp. Serve: 152		GDO: 3		270	Opp. Serve: 149		GLL: 5		
LIAO Keli	CHN	Matches				Games				Match Duration	
CI7	Played	Won	Lost	%Won	Played	Won	Lost	%Won	All	Average	
	4	3	1	75%	15	11	4	73%	2h9min	32min	
	Points Won				Points Lost						
	Total	Own Serve: 87		Most Consecutive: 9		Total	Own Serve: 46		Most Consecutive: 5		
	155	Opp. Serve: 68		GDO: 3		114	Opp. Serve: 68		GLL: 2		
LIS Rafal	POL	Matches				Games				Match Duration	
CI4	Played	Won	Lost	%Won	Played	Won	Lost	%Won	All	Average	
	4	1	3	25%	13	4	9	31%	1h18min	20min	
	Points Won				Points Lost						
	Total	Own Serve: 52		Most Consecutive: 10		Total	Own Serve: 61		Most Consecutive: 5		
	105	Opp. Serve: 53		GDO: 1		121	Opp. Serve: 60		GLL: 1		
LOPEZ SAYAGO Francisco	ESP	Matches				Games				Match Duration	
CI4	Played	Won	Lost	%Won	Played	Won	Lost	%Won	All	Average	
	4	2	2	50%	14	7	7	50%	1h56min	29min	
	Points Won				Points Lost						
	Total	Own Serve: 78		Most Consecutive: 6		Total	Own Serve: 61		Most Consecutive: 6		
	137	Opp. Serve: 59		GDO: 3		144	Opp. Serve: 83		GLL: 4		
LUDROVSKY Martin	SVK	Matches				Games				Match Duration	
CI2	Played	Won	Lost	%Won	Played	Won	Lost	%Won	All	Average	
	6	3	3	50%	25	14	11	56%	3h57min	40min	
	Points Won				Points Lost						
	Total	Own Serve: 137		Most Consecutive: 7		Total	Own Serve: 97		Most Consecutive: 6		
	236	Opp. Serve: 99		GDO: 5		231	Opp. Serve: 134		GLL: 2		
MA Lin	AUS	Matches				Games				Match Duration	
CI9	Played	Won	Lost	%Won	Played	Won	Lost	%Won	All	Average	
	10	8	2	80%	35	25	10	71%	3h49min	23min	
	Points Won				Points Lost						
	Total	Own Serve: 180		Most Consecutive: 9		Total	Own Serve: 121		Most Consecutive: 7		
	342	Opp. Serve: 162		GDO: 4		265	Opp. Serve: 144		GLL: 3		



## Player Statistics

プレーヤーの統計

As of FRI 3 SEP 2021

Players	NPC Code	Matches				Games				Match Duration	
		Played	Won	Lost	%Won	Played	Won	Lost	%Won	All	Average
MAI Ivan CI9	UKR	6	3	3	50%	24	11	13	46%	2h58min	30min
		Points Won				Points Lost					
		Total	Own Serve: 110		Most Consecutive: 7		Total	Own Serve: 104		Most Consecutive: 8	
		206	Opp. Serve: 96		GDO: 5		225	Opp. Serve: 121		GLL: 3	
MAJOR Endre CI1	HUN	3	2	1	67%	10	6	4	60%	1h9min	23min
		Points Won				Points Lost					
		Total	Own Serve: 54		Most Consecutive: 11		Total	Own Serve: 36		Most Consecutive: 7	
		94	Opp. Serve: 40		GDO: 2		80	Opp. Serve: 44		GLL: 3	
MARTINEZ BARRETO D CI11	VEN	2	0	2	0%	6	0	6	0%	41min	21min
		Points Won				Points Lost					
		Total	Own Serve: 21		Most Consecutive: 4		Total	Own Serve: 35		Most Consecutive: 6	
		43	Opp. Serve: 22		GDO: 0		66	Opp. Serve: 31		GLL: 1	
MATTHEWS Thomas CI1	GBR	4	3	1	75%	15	9	6	60%	2h23min	36min
		Points Won				Points Lost					
		Total	Own Serve: 79		Most Consecutive: 6		Total	Own Serve: 65		Most Consecutive: 5	
		156	Opp. Serve: 77		GDO: 3		129	Opp. Serve: 64		GLL: 2	
McKIBBIN Aaron CI8	GBR	4	2	2	50%	15	7	8	47%	1h49min	27min
		Points Won				Points Lost					
		Total	Own Serve: 75		Most Consecutive: 9		Total	Own Serve: 63		Most Consecutive: 6	
		138	Opp. Serve: 63		GDO: 3		135	Opp. Serve: 72		GLL: 7	
MERRIEN Florian CI3	FRA	4	3	1	75%	16	11	5	69%	1h44min	26min
		Points Won				Points Lost					
		Total	Own Serve: 83		Most Consecutive: 10		Total	Own Serve: 62		Most Consecutive: 6	
		159	Opp. Serve: 76		GDO: 2		128	Opp. Serve: 66		GLL: 2	
MIHALIK Peter CI4	SVK	3	1	2	33%	14	6	8	43%	2h8min	43min
		Points Won				Points Lost					
		Total	Own Serve: 85		Most Consecutive: 4		Total	Own Serve: 61		Most Consecutive: 5	
		144	Opp. Serve: 59		GDO: 4		148	Opp. Serve: 87		GLL: 3	



## Player Statistics

プレーヤーの統計

As of FRI 3 SEP 2021

Players	NPC Code	Matches				Games				Match Duration	
		Played	Won	Lost	%Won	Played	Won	Lost	%Won	All	Average
MINAMI Nobuhiro CI2	JPN	2	0	2	0%	8	2	6	25%	49min	25min
		Points Won				Points Lost					
		Total	Own Serve: 36		Most Consecutive: 6		Total	Own Serve: 36		Most Consecutive: 7	
		62	Opp. Serve: 26		GDO: 2		82	Opp. Serve: 46		GLL: 5	
MOLLIENS Stephane CI2	FRA	3	2	1	67%	12	7	5	58%	1h45min	35min
		Points Won				Points Lost					
		Total	Own Serve: 65		Most Consecutive: 8		Total	Own Serve: 46		Most Consecutive: 7	
		115	Opp. Serve: 50		GDO: 4		109	Opp. Serve: 63		GLL: 3	
MORALES Jordi CI7	ESP	5	3	2	60%	16	9	7	56%	1h52min	22min
		Points Won				Points Lost					
		Total	Own Serve: 82		Most Consecutive: 11		Total	Own Serve: 66		Most Consecutive: 6	
		162	Opp. Serve: 80		GDO: 2		135	Opp. Serve: 69		GLL: 4	
NACHAZEL Filip CI4	CZE	2	1	1	50%	7	3	4	43%	45min	23min
		Points Won				Points Lost					
		Total	Own Serve: 37		Most Consecutive: 6		Total	Own Serve: 32		Most Consecutive: 6	
		66	Opp. Serve: 29		GDO: 3		71	Opp. Serve: 39		GLL: 3	
NALEPKA Maciej CI3	POL	3	1	2	33%	11	4	7	36%	1h7min	22min
		Points Won				Points Lost					
		Total	Own Serve: 38		Most Consecutive: 7		Total	Own Serve: 56		Most Consecutive: 9	
		78	Opp. Serve: 40		GDO: 2		108	Opp. Serve: 52		GLL: 3	
NAM Ki Won CI1	KOR	4	2	2	50%	13	7	6	54%	1h44min	26min
		Points Won				Points Lost					
		Total	Own Serve: 65		Most Consecutive: 7		Total	Own Serve: 52		Most Consecutive: 6	
		119	Opp. Serve: 54		GDO: 3		118	Opp. Serve: 66		GLL: 1	
NAZIROV Rasul CI2	RPC	5	2	3	40%	20	8	12	40%	2h10min	26min
		Points Won				Points Lost					
		Total	Own Serve: 84		Most Consecutive: 5		Total	Own Serve: 96		Most Consecutive: 7	
		163	Opp. Serve: 79		GDO: 4		197	Opp. Serve: 101		GLL: 7	



## Player Statistics

プレーヤーの統計

As of FRI 3 SEP 2021

Players	NPC Code	Matches				Games				Match Duration	
		Played	Won	Lost	%Won	Played	Won	Lost	%Won	All	Average
NIKOLENKO Maksym C18	UKR	5	4	1	80%	20	13	7	65%	2h58min	36min
		Points Won				Points Lost					
		Total	Own Serve: 106		Most Consecutive: 7		Total	Own Serve: 81		Most Consecutive: 7	
		210	Opp. Serve: 104		GDO: 3		167	Opp. Serve: 86		GLL: 4	
NOZDRUNOV Iurii C19	RPC	5	3	2	60%	25	13	12	52%	2h39min	32min
		Points Won				Points Lost					
		Total	Own Serve: 127		Most Consecutive: 8		Total	Own Serve: 105		Most Consecutive: 11	
		232	Opp. Serve: 105		GDO: 3		234	Opp. Serve: 129		GLL: 4	
OEHGREN Alexander C13	SWE	2	0	2	0%	0	0	0	0%	0min	0min
		Points Won				Points Lost					
		Total	Own Serve: 0		Most Consecutive: 0		Total	Own Serve: 0		Most Consecutive: 0	
		0	Opp. Serve: 0		GDO: 0		0	Opp. Serve: 0		GLL: 0	
OGUNKUNLE Isau C14	NGR	3	0	3	0%	13	4	9	31%	1h14min	25min
		Points Won				Points Lost					
		Total	Own Serve: 65		Most Consecutive: 8		Total	Own Serve: 56		Most Consecutive: 6	
		108	Opp. Serve: 43		GDO: 2		130	Opp. Serve: 74		GLL: 4	
OLUFEMI Alabi C110	NGR	4	1	3	25%	12	3	9	25%	1h4min	16min
		Points Won				Points Lost					
		Total	Own Serve: 57		Most Consecutive: 7		Total	Own Serve: 53		Most Consecutive: 5	
		96	Opp. Serve: 39		GDO: 4		123	Opp. Serve: 70		GLL: 4	
ORSI Matteo C13	ITA	2	0	2	0%	7	1	6	14%	49min	25min
		Points Won				Points Lost					
		Total	Own Serve: 28		Most Consecutive: 6		Total	Own Serve: 35		Most Consecutive: 7	
		50	Opp. Serve: 22		GDO: 1		74	Opp. Serve: 39		GLL: 2	
OZTURK Abdullah C14	TUR	6	6	0	100%	23	18	5	78%	2h52min	29min
		Points Won				Points Lost					
		Total	Own Serve: 121		Most Consecutive: 7		Total	Own Serve: 85		Most Consecutive: 6	
		239	Opp. Serve: 118		GDO: 5		170	Opp. Serve: 85		GLL: 4	





## Player Statistics

プレーヤーの統計

As of FRI 3 SEP 2021

Players	NPC Code	Matches				Games				Match Duration	
		Played	Won	Lost	%Won	Played	Won	Lost	%Won	All	Average
OZTURK Ali C15	TUR	5	2	3	40%	20	10	10	50%	2h41min	32min
		Points Won				Points Lost					
		Total	Own Serve: 104		Most Consecutive: 7		Total	Own Serve: 79		Most Consecutive: 5	
		187	Opp. Serve: 83		GDO: 3		182	Opp. Serve: 103		GLL: 3	
PALIKUCA Mitar C15	SRB	4	3	1	75%	16	10	6	63%	2h1min	30min
		Points Won				Points Lost					
		Total	Own Serve: 82		Most Consecutive: 5		Total	Own Serve: 70		Most Consecutive: 6	
		154	Opp. Serve: 72		GDO: 2		147	Opp. Serve: 77		GLL: 3	
PALOS Peter C111	HUN	5	5	0	100%	23	15	8	65%	3h30min	42min
		Points Won				Points Lost					
		Total	Own Serve: 128		Most Consecutive: 8		Total	Own Serve: 99		Most Consecutive: 5	
		240	Opp. Serve: 112		GDO: 3		214	Opp. Serve: 115		GLL: 3	
PARENZAN Matteo C16	ITA	2	0	2	0%	6	0	6	0%	51min	26min
		Points Won				Points Lost					
		Total	Own Serve: 31		Most Consecutive: 4		Total	Own Serve: 33		Most Consecutive: 6	
		53	Opp. Serve: 22		GDO: 0		72	Opp. Serve: 39		GLL: 3	
PARK Hong Kyu C16	KOR	3	2	1	67%	12	8	4	67%	1h46min	35min
		Points Won				Points Lost					
		Total	Own Serve: 72		Most Consecutive: 8		Total	Own Serve: 53		Most Consecutive: 6	
		130	Opp. Serve: 58		GDO: 4		122	Opp. Serve: 69		GLL: 4	
PARK Jin Cheol C12	KOR	6	4	2	67%	24	15	9	63%	2h46min	28min
		Points Won				Points Lost					
		Total	Own Serve: 137		Most Consecutive: 7		Total	Own Serve: 84		Most Consecutive: 6	
		230	Opp. Serve: 93		GDO: 3		205	Opp. Serve: 121		GLL: 5	
PELLISSIER Nathan C18	AUS	2	0	2	0%	6	0	6	0%	45min	23min
		Points Won				Points Lost					
		Total	Own Serve: 25		Most Consecutive: 5		Total	Own Serve: 30		Most Consecutive: 5	
		40	Opp. Serve: 15		GDO: 0		67	Opp. Serve: 37		GLL: 1	



## Player Statistics

プレーヤーの統計

As of FRI 3 SEP 2021

Players	NPC Code	Matches				Games				Match Duration	
		Played	Won	Lost	%Won	Played	Won	Lost	%Won	All	Average
PENG Weinan CI8	CHN	5	4	1	80%	19	14	5	74%	2h23min	29min
		Points Won				Points Lost					
		Total	Own Serve: 113		Most Consecutive: 7		Total	Own Serve: 62		Most Consecutive: 7	
		192	Opp. Serve: 79		GDO: 3		157	Opp. Serve: 95		GLL: 2	
PEREIRA STROH Israel CI7	BRA	6	4	2	67%	25	14	11	56%	3h11min	32min
		Points Won				Points Lost					
		Total	Own Serve: 126		Most Consecutive: 10		Total	Own Serve: 96		Most Consecutive: 7	
		222	Opp. Serve: 96		GDO: 6		224	Opp. Serve: 128		GLL: 3	
PEREZ GONZALEZ Juan CI9	ESP	3	0	3	0%	11	2	9	18%	1h25min	28min
		Points Won				Points Lost					
		Total	Own Serve: 46		Most Consecutive: 5		Total	Own Serve: 52		Most Consecutive: 7	
		83	Opp. Serve: 37		GDO: 2		118	Opp. Serve: 66		GLL: 6	
PERLIC Goran CI2	SRB	4	1	3	25%	16	5	11	31%	1h35min	24min
		Points Won				Points Lost					
		Total	Own Serve: 65		Most Consecutive: 8		Total	Own Serve: 77		Most Consecutive: 10	
		127	Opp. Serve: 62		GDO: 5		161	Opp. Serve: 84		GLL: 4	
PETRUNIV Vasyi CI3	UKR	3	1	2	33%	12	4	8	33%	1h29min	30min
		Points Won				Points Lost					
		Total	Own Serve: 61		Most Consecutive: 5		Total	Own Serve: 52		Most Consecutive: 7	
		111	Opp. Serve: 50		GDO: 3		118	Opp. Serve: 66		GLL: 5	
PUNPOO Chalermpong CI7	THA	3	0	3	0%	11	2	9	18%	1h35min	32min
		Points Won				Points Lost					
		Total	Own Serve: 59		Most Consecutive: 6		Total	Own Serve: 53		Most Consecutive: 8	
		104	Opp. Serve: 45		GDO: 4		120	Opp. Serve: 67		GLL: 5	
RADOVIC Filip CI10	MNE	5	4	1	80%	20	13	7	65%	2h40min	32min
		Points Won				Points Lost					
		Total	Own Serve: 108		Most Consecutive: 5		Total	Own Serve: 86		Most Consecutive: 9	
		207	Opp. Serve: 99		GDO: 4		186	Opp. Serve: 100		GLL: 4	



## Player Statistics

プレーヤーの統計

As of FRI 3 SEP 2021

Players	NPC Code	Matches				Games				Match Duration			
		Played	Won	Lost	%Won	Played	Won	Lost	%Won	All	Average		
RAU Thomas	GER	5	2	3	40%	18	7	11	39%	2h16min	27min		
Cl6	Points Won				Points Lost								
	Total	Own Serve:		86	Most Consecutive:		8	Total	Own Serve:		78	Most Consecutive:	9
	152	Opp. Serve:		66	GDO:		5	175	Opp. Serve:		97	GLL:	5
REYES TURCIO VE	MEX	Matches				Games				Match Duration			
Cl2	Played	Won	Lost	%Won	Played	Won	Lost	%Won	All	Average			
	2	0	2	0%	8	2	6	25%	49min	25min			
	Points Won				Points Lost								
Total	Own Serve:		38	Most Consecutive:		7	Total	Own Serve:		37	Most Consecutive:	8	
63	Opp. Serve:		25	GDO:		2	85	Opp. Serve:		48	GLL:	2	
RIAPOS Jan	SVK	Matches				Games				Match Duration			
Cl2	Played	Won	Lost	%Won	Played	Won	Lost	%Won	All	Average			
	3	1	2	33%	11	5	6	45%	1h16min	25min			
	Points Won				Points Lost								
Total	Own Serve:		60	Most Consecutive:		7	Total	Own Serve:		39	Most Consecutive:	6	
104	Opp. Serve:		44	GDO:		5	101	Opp. Serve:		62	GLL:	6	
ROMAN CHINCHILLA S	CRC	Matches				Games				Match Duration			
Cl8	Played	Won	Lost	%Won	Played	Won	Lost	%Won	All	Average			
	2	0	2	0%	6	0	6	0%	40min	20min			
	Points Won				Points Lost								
Total	Own Serve:		14	Most Consecutive:		4	Total	Own Serve:		35	Most Consecutive:	9	
28	Opp. Serve:		14	GDO:		0	66	Opp. Serve:		31	GLL:	3	
ROSENMEIER Peter	DEN	Matches				Games				Match Duration			
Cl6	Played	Won	Lost	%Won	Played	Won	Lost	%Won	All	Average			
	5	4	1	80%	19	12	7	63%	2h31min	30min			
	Points Won				Points Lost								
Total	Own Serve:		108	Most Consecutive:		6	Total	Own Serve:		76	Most Consecutive:	5	
197	Opp. Serve:		89	GDO:		3	168	Opp. Serve:		92	GLL:	3	
RUIZ REYES Jose Manuel	ESP	Matches				Games				Match Duration			
Cl10	Played	Won	Lost	%Won	Played	Won	Lost	%Won	All	Average			
	2	0	2	0%	6	0	6	0%	36min	18min			
	Points Won				Points Lost								
Total	Own Serve:		13	Most Consecutive:		3	Total	Own Serve:		37	Most Consecutive:	6	
33	Opp. Serve:		20	GDO:		0	66	Opp. Serve:		29	GLL:	1	
SALEH Sameh Mohamed	EGY	Matches				Games				Match Duration			
Cl4	Played	Won	Lost	%Won	Played	Won	Lost	%Won	All	Average			
	4	2	2	50%	16	7	9	44%	1h47min	27min			
	Points Won				Points Lost								
Total	Own Serve:		73	Most Consecutive:		6	Total	Own Serve:		75	Most Consecutive:	10	
136	Opp. Serve:		63	GDO:		4	160	Opp. Serve:		85	GLL:	3	



## Player Statistics

プレーヤーの統計

As of FRI 3 SEP 2021

Players	NPC Code	Matches				Games				Match Duration		
		Played	Won	Lost	%Won	Played	Won	Lost	%Won	All	Average	
SALMIN FILHO PS CI7	BRA	3	1	2	33%	11	3	8	27%	1h30min	30min	
		Points Won				Points Lost						
		Total	Own Serve: 46			Most Consecutive: 5		Total	Own Serve: 50			Most Consecutive: 10
		86	Opp. Serve: 40			GDO: 1		109	Opp. Serve: 59			GLL: 5
SASTRE Iker CI2	ESP	3	0	3	0%	12	3	9	25%	1h29min	30min	
		Points Won				Points Lost						
		Total	Own Serve: 52			Most Consecutive: 6		Total	Own Serve: 60			Most Consecutive: 7
		101	Opp. Serve: 49			GDO: 2		124	Opp. Serve: 64			GLL: 3
SAVANT AIRA Nicolas CI5	FRA	3	1	2	33%	11	3	8	27%	1h14min	25min	
		Points Won				Points Lost						
		Total	Own Serve: 43			Most Consecutive: 8		Total	Own Serve: 45			Most Consecutive: 10
		81	Opp. Serve: 38			GDO: 1		103	Opp. Serve: 58			GLL: 5
SCHMIDBERGER Thomas CI3	GER	6	4	2	67%	22	16	6	73%	2h33min	26min	
		Points Won				Points Lost						
		Total	Own Serve: 112			Most Consecutive: 7		Total	Own Serve: 81			Most Consecutive: 9
		209	Opp. Serve: 97			GDO: 6		179	Opp. Serve: 98			GLL: 3
SCHNAKE Bjoern CI7	GER	5	3	2	60%	18	10	8	56%	2h17min	27min	
		Points Won				Points Lost						
		Total	Own Serve: 93			Most Consecutive: 8		Total	Own Serve: 75			Most Consecutive: 9
		173	Opp. Serve: 80			GDO: 5		168	Opp. Serve: 93			GLL: 4
SEIDENFELD Ian CI6	USA	7	5	2	71%	26	17	9	65%	3h18min	28min	
		Points Won				Points Lost						
		Total	Own Serve: 138			Most Consecutive: 8		Total	Own Serve: 110			Most Consecutive: 7
		267	Opp. Serve: 129			GDO: 4		236	Opp. Serve: 126			GLL: 4
SHILTON Billy CI8	GBR	5	3	2	60%	17	9	8	53%	2h20min	28min	
		Points Won				Points Lost						
		Total	Own Serve: 97			Most Consecutive: 6		Total	Own Serve: 71			Most Consecutive: 7
		169	Opp. Serve: 72			GDO: 2		162	Opp. Serve: 91			GLL: 3



## Player Statistics

プレーヤーの統計

As of FRI 3 SEP 2021

Players	NPC Code	Matches				Games				Match Duration			
		Played	Won	Lost	%Won	Played	Won	Lost	%Won	All	Average		
SIMION Bobi C16	ROU	3	1	2	33%	13	6	7	46%	1h41min	34min		
		Points Won				Points Lost							
		Total	Own Serve: 61			Most Consecutive: 8			Total	Own Serve: 59			Most Consecutive: 5
		122	Opp. Serve: 61			GDO: 2			118	Opp. Serve: 59			GLL: 4
STACEY Joshua C19	GBR	Matches				Games				Match Duration			
		Played	Won	Lost	%Won	Played	Won	Lost	%Won	All	Average		
		5	3	2	60%	21	11	10	52%	2h43min	33min		
		Points Won				Points Lost							
Total	Own Serve: 108			Most Consecutive: 7			Total	Own Serve: 84			Most Consecutive: 9		
194	Opp. Serve: 86			GDO: 6			195	Opp. Serve: 111			GLL: 5		
SUCHANEK Jiri C12	CZE	Matches				Games				Match Duration			
		Played	Won	Lost	%Won	Played	Won	Lost	%Won	All	Average		
		5	2	3	40%	21	10	11	48%	2h33min	31min		
		Points Won				Points Lost							
Total	Own Serve: 98			Most Consecutive: 7			Total	Own Serve: 88			Most Consecutive: 7		
179	Opp. Serve: 81			GDO: 6			188	Opp. Serve: 100			GLL: 3		
SVATOS Petr C13	CZE	Matches				Games				Match Duration			
		Played	Won	Lost	%Won	Played	Won	Lost	%Won	All	Average		
		4	1	3	25%	15	4	11	27%	1h33min	23min		
		Points Won				Points Lost							
Total	Own Serve: 50			Most Consecutive: 5			Total	Own Serve: 74			Most Consecutive: 9		
98	Opp. Serve: 48			GDO: 4			150	Opp. Serve: 76			GLL: 1		
TAKEMORI Takeshi C111	JPN	Matches				Games				Match Duration			
		Played	Won	Lost	%Won	Played	Won	Lost	%Won	All	Average		
		3	1	2	33%	11	5	6	45%	1h38min	33min		
		Points Won				Points Lost							
Total	Own Serve: 54			Most Consecutive: 6			Total	Own Serve: 50			Most Consecutive: 7		
104	Opp. Serve: 50			GDO: 3			104	Opp. Serve: 54			GLL: 4		
THAINIYOM Rungroj C16	THA	Matches				Games				Match Duration			
		Played	Won	Lost	%Won	Played	Won	Lost	%Won	All	Average		
		5	3	2	60%	18	10	8	56%	2h13min	27min		
		Points Won				Points Lost							
Total	Own Serve: 89			Most Consecutive: 9			Total	Own Serve: 80			Most Consecutive: 5		
176	Opp. Serve: 87			GDO: 5			159	Opp. Serve: 79			GLL: 2		
THOMAS Maxime C14	FRA	Matches				Games				Match Duration			
		Played	Won	Lost	%Won	Played	Won	Lost	%Won	All	Average		
		6	4	2	67%	25	13	12	52%	2h37min	26min		
		Points Won				Points Lost							
Total	Own Serve: 126			Most Consecutive: 10			Total	Own Serve: 98			Most Consecutive: 6		
240	Opp. Serve: 114			GDO: 4			210	Opp. Serve: 112			GLL: 5		



## Player Statistics

プレーヤーの統計

As of FRI 3 SEP 2021

Players	NPC Code	Matches				Games				Match Duration	
		Played	Won	Lost	%Won	Played	Won	Lost	%Won	All	Average
TOLEDO BACHILLER M Cl2	ESP	2	0	2	0%	10	4	6	40%	1h27min	44min
		Points Won				Points Lost					
		Total	Own Serve: 49		Most Consecutive: 6		Total	Own Serve: 40		Most Consecutive: 6	
		80	Opp. Serve: 31		GDO: 3		93	Opp. Serve: 53		GLL: 2	
TOPORKOV Vladimir Cl3	RPC	Matches				Games				Match Duration	
		Played	Won	Lost	%Won	Played	Won	Lost	%Won	All	Average
		4	2	2	50%	15	6	9	40%	2h5min	31min
		Points Won				Points Lost					
Total	Own Serve: 54		Most Consecutive: 8		Total	Own Serve: 72		Most Consecutive: 7			
118	Opp. Serve: 64		GDO: 4		138	Opp. Serve: 66		GLL: 2			
TRAVNICEK Boris Cl4	SVK	Matches				Games				Match Duration	
		Played	Won	Lost	%Won	Played	Won	Lost	%Won	All	Average
		7	4	3	57%	30	16	14	53%	3h51min	33min
		Points Won				Points Lost					
Total	Own Serve: 162		Most Consecutive: 8		Total	Own Serve: 111		Most Consecutive: 9			
276	Opp. Serve: 114		GDO: 4		268	Opp. Serve: 157		GLL: 6			
TRTNIK Luka Cl7	SLO	Matches				Games				Match Duration	
		Played	Won	Lost	%Won	Played	Won	Lost	%Won	All	Average
		2	0	2	0%	6	0	6	0%	38min	19min
		Points Won				Points Lost					
Total	Own Serve: 21		Most Consecutive: 3		Total	Own Serve: 30		Most Consecutive: 6			
36	Opp. Serve: 15		GDO: 0		66	Opp. Serve: 36		GLL: 2			
TURAN Nesim Cl4	TUR	Matches				Games				Match Duration	
		Played	Won	Lost	%Won	Played	Won	Lost	%Won	All	Average
		4	3	1	75%	15	10	5	67%	2h	30min
		Points Won				Points Lost					
Total	Own Serve: 80		Most Consecutive: 10		Total	Own Serve: 54		Most Consecutive: 7			
146	Opp. Serve: 66		GDO: 6		124	Opp. Serve: 70		GLL: 3			
URHAUG Tommy Cl5	NOR	Matches				Games				Match Duration	
		Played	Won	Lost	%Won	Played	Won	Lost	%Won	All	Average
		3	1	2	33%	13	7	6	54%	1h58min	39min
		Points Won				Points Lost					
Total	Own Serve: 73		Most Consecutive: 5		Total	Own Serve: 53		Most Consecutive: 5			
134	Opp. Serve: 61		GDO: 1		119	Opp. Serve: 66		GLL: 5			
VALERA Alvaro Cl6	ESP	Matches				Games				Match Duration	
		Played	Won	Lost	%Won	Played	Won	Lost	%Won	All	Average
		3	1	2	33%	13	5	8	38%	1h52min	37min
		Points Won				Points Lost					
Total	Own Serve: 58		Most Consecutive: 7		Total	Own Serve: 63		Most Consecutive: 6			
122	Opp. Serve: 64		GDO: 2		122	Opp. Serve: 59		GLL: 2			



## Player Statistics

プレーヤーの統計

As of FRI 3 SEP 2021

Players	NPC Code	Matches				Games				Match Duration	
		Played	Won	Lost	%Won	Played	Won	Lost	%Won	All	Average
van ACKER Florian	BEL	4	3	1	75%	17	11	6	65%	2h13min	33min
CI11	Points Won				Points Lost						
	Total	Own Serve: 89		Most Consecutive: 7		Total	Own Serve: 66		Most Consecutive: 6		
	170	Opp. Serve: 81		GDO: 4		142	Opp. Serve: 76		GLL: 3		
van EMBURGH Jenson	USA	6	3	3	50%	20	9	11	45%	1h59min	20min
CI3	Points Won				Points Lost						
	Total	Own Serve: 87		Most Consecutive: 9		Total	Own Serve: 75		Most Consecutive: 8		
	162	Opp. Serve: 75		GDO: 3		168	Opp. Serve: 93		GLL: 3		
VARGAS Jose	COL	2	0	2	0%	8	2	6	25%	1h3min	32min
CI7	Points Won				Points Lost						
	Total	Own Serve: 41		Most Consecutive: 9		Total	Own Serve: 38		Most Consecutive: 5		
	74	Opp. Serve: 33		GDO: 4		81	Opp. Serve: 43		GLL: 2		
von EINEM Samuel Philip	AUS	5	3	2	60%	21	12	9	57%	2h28min	30min
CI11	Points Won				Points Lost						
	Total	Own Serve: 102		Most Consecutive: 10		Total	Own Serve: 84		Most Consecutive: 6		
	188	Opp. Serve: 86		GDO: 6		185	Opp. Serve: 101		GLL: 1		
WANGPHONPHATHANAS.	THA	4	1	3	25%	12	3	9	25%	1h4min	16min
CI8	Points Won				Points Lost						
	Total	Own Serve: 50		Most Consecutive: 6		Total	Own Serve: 47		Most Consecutive: 8		
	81	Opp. Serve: 31		GDO: 0		115	Opp. Serve: 68		GLL: 3		
WILSON Ross	GBR	5	2	3	40%	20	11	9	55%	3h8min	38min
CI8	Points Won				Points Lost						
	Total	Own Serve: 117		Most Consecutive: 7		Total	Own Serve: 83		Most Consecutive: 5		
	206	Opp. Serve: 89		GDO: 4		195	Opp. Serve: 112		GLL: 3		
YAGI Katsuyoshi	JPN	3	1	2	33%	10	4	6	40%	1h11min	24min
CI7	Points Won				Points Lost						
	Total	Own Serve: 49		Most Consecutive: 6		Total	Own Serve: 42		Most Consecutive: 9		
	92	Opp. Serve: 43		GDO: 2		89	Opp. Serve: 47		GLL: 3		



## Player Statistics

プレーヤーの統計

As of FRI 3 SEP 2021

Players	NPC Code	Matches				Games				Match Duration	
		Played	Won	Lost	%Won	Played	Won	Lost	%Won	All	Average
YAN Shuo	CHN	8	8	0	100%	28	24	4	86%	3h1min	23min
CI7	Points Won				Points Lost						
	Total	Own Serve: 152		Most Consecutive: 10		Total	Own Serve: 99		Most Consecutive: 6		
	293	Opp. Serve: 141		GDO: 5		204	Opp. Serve: 105		GLL: 2		
YE Chao Qun	CHN	3	1	2	33%	13	6	7	46%	1h45min	35min
CI8	Points Won				Points Lost						
	Total	Own Serve: 65		Most Consecutive: 7		Total	Own Serve: 71		Most Consecutive: 6		
	136	Opp. Serve: 71		GDO: 4		136	Opp. Serve: 65		GLL: 6		
YEZYK Oleksandr	UKR	5	2	3	40%	22	9	13	41%	3h6min	37min
CI2	Points Won				Points Lost						
	Total	Own Serve: 101		Most Consecutive: 8		Total	Own Serve: 96		Most Consecutive: 8		
	193	Opp. Serve: 92		GDO: 3		205	Opp. Serve: 109		GLL: 4		
YOUSSEF Sayed Mohamed	EGY	5	3	2	60%	19	11	8	58%	2h4min	25min
CI7	Points Won				Points Lost						
	Total	Own Serve: 102		Most Consecutive: 7		Total	Own Serve: 79		Most Consecutive: 5		
	191	Opp. Serve: 89		GDO: 3		171	Opp. Serve: 92		GLL: 4		
ZBORAI Gyula	HUN	2	0	2	0%	6	0	6	0%	32min	16min
CI8	Points Won				Points Lost						
	Total	Own Serve: 18		Most Consecutive: 3		Total	Own Serve: 31		Most Consecutive: 6		
	33	Opp. Serve: 15		GDO: 0		66	Opp. Serve: 35		GLL: 1		
ZENATY Ayman Kamal	EGY	3	0	3	0%	9	0	9	0%	50min	17min
CI5	Points Won				Points Lost						
	Total	Own Serve: 29		Most Consecutive: 4		Total	Own Serve: 46		Most Consecutive: 7		
	50	Opp. Serve: 21		GDO: 0		99	Opp. Serve: 53		GLL: 3		
ZHAI Xiang	CHN	6	5	1	83%	23	15	8	65%	2h15min	23min
CI3	Points Won				Points Lost						
	Total	Own Serve: 113		Most Consecutive: 9		Total	Own Serve: 85		Most Consecutive: 5		
	233	Opp. Serve: 120		GDO: 2		160	Opp. Serve: 75		GLL: 6		





## Player Statistics

プレーヤーの統計

As of FRI 3 SEP 2021

Players	NPC Code	Matches				Games				Match Duration	
		Played	Won	Lost	%Won	Played	Won	Lost	%Won	All	Average
ZHANG Yan	CHN	2	0	2	0%	10	4	6	40%	1h22min	41min
CI4	Points Won				Points Lost						
	Total	Own Serve: 47		Most Consecutive: 4		Total	Own Serve: 45		Most Consecutive: 6		
	85	Opp. Serve: 38		GDO: 3		100	Opp. Serve: 55		GLL: 3		
ZHAO Ping	CHN	4	3	1	75%	11	6	5	55%	1h12min	18min
CI3	Points Won				Points Lost						
	Total	Own Serve: 58		Most Consecutive: 4		Total	Own Serve: 48		Most Consecutive: 7		
	109	Opp. Serve: 51		GDO: 3		101	Opp. Serve: 53		GLL: 5		
ZHAO Shuai	CHN	8	8	0	100%	29	24	5	83%	3h32min	27min
CI8	Points Won				Points Lost						
	Total	Own Serve: 178		Most Consecutive: 8		Total	Own Serve: 107		Most Consecutive: 5		
	322	Opp. Serve: 144		GDO: 4		243	Opp. Serve: 136		GLL: 2		
ZHAO Yi Qing	CHN	2	0	2	0%	10	4	6	40%	1h9min	35min
CI9	Points Won				Points Lost						
	Total	Own Serve: 47		Most Consecutive: 8		Total	Own Serve: 41		Most Consecutive: 5		
	87	Opp. Serve: 40		GDO: 4		90	Opp. Serve: 49		GLL: 3		
ZYLKA Krzysztof	POL	6	2	4	33%	21	9	12	43%	2h15min	23min
CI4	Points Won				Points Lost						
	Total	Own Serve: 101		Most Consecutive: 6		Total	Own Serve: 92		Most Consecutive: 6		
	183	Opp. Serve: 82		GDO: 3		207	Opp. Serve: 115		GLL: 4		

**Note:**  
The "Greatest deficit overcome" only applies when the player ends up winning the game and "Greatest lead lost" only when losing.

**Legend:**  
**CI** Class      **GDO** Greatest deficit overcome      **GLL** Greatest lead lost      **Opp.** Opponent's



## Player Statistics

プレーヤーの統計

As of FRI 3 SEP 2021

Players	NPC Code	Matches				Games				Match Duration		
		Played	Won	Lost	%Won	Played	Won	Lost	%Won	All	Average	
ABU AWAD Khetam C15	JOR	4	1	3	25%	15	6	9	40%	1h57min	29min	
		Points Won				Points Lost						
		Total	Own Serve: 70			Most Consecutive: 5		Total	Own Serve: 71			Most Consecutive: 6
		135	Opp. Serve: 65			GDO: 2		149	Opp. Serve: 78			GLL: 3
AHLQUIST Anna Carin C13	SWE	6	4	2	67%	21	13	8	62%	2h40min	27min	
		Points Won				Points Lost						
		Total	Own Serve: 114			Most Consecutive: 8		Total	Own Serve: 73			Most Consecutive: 7
		209	Opp. Serve: 95			GDO: 4		167	Opp. Serve: 94			GLL: 4
ALDAYYENI Najlah C16	IRQ	2	0	2	0%	8	2	6	25%	53min	27min	
		Points Won				Points Lost						
		Total	Own Serve: 32			Most Consecutive: 5		Total	Own Serve: 38			Most Consecutive: 8
		63	Opp. Serve: 31			GDO: 1		79	Opp. Serve: 41			GLL: 5
ALIEVA Maliak C16	RPC	5	4	1	80%	17	12	5	71%	1h40min	20min	
		Points Won				Points Lost						
		Total	Own Serve: 83			Most Consecutive: 9		Total	Own Serve: 61			Most Consecutive: 7
		162	Opp. Serve: 79			GDO: 5		126	Opp. Serve: 65			GLL: 2
ALMYRISL Maryam C11	KSA	2	0	2	0%	6	0	6	0%	25min	13min	
		Points Won				Points Lost						
		Total	Own Serve: 6			Most Consecutive: 2		Total	Own Serve: 33			Most Consecutive: 10
		12	Opp. Serve: 6			GDO: 0		66	Opp. Serve: 33			GLL: 0
ALTINTAS Nergiz C13	TUR	2	0	2	0%	8	2	6	25%	54min	27min	
		Points Won				Points Lost						
		Total	Own Serve: 25			Most Consecutive: 5		Total	Own Serve: 38			Most Consecutive: 8
		47	Opp. Serve: 22			GDO: 3		81	Opp. Serve: 43			GLL: 3
AMARAL SANTOS Marliane C13	BRA	3	0	3	0%	9	0	9	0%	1h	20min	
		Points Won				Points Lost						
		Total	Own Serve: 26			Most Consecutive: 3		Total	Own Serve: 49			Most Consecutive: 8
		50	Opp. Serve: 24			GDO: 0		102	Opp. Serve: 53			GLL: 3



## Player Statistics

プレーヤーの統計

As of FRI 3 SEP 2021

Players	NPC Code	Matches				Games				Match Duration	
		Played	Won	Lost	%Won	Played	Won	Lost	%Won	All	Average
ARLOY Zsofia C18	HUN	3	1	2	33%	12	6	6	50%	1h37min	32min
		Points Won				Points Lost					
		Total	Own Serve: 57		Most Consecutive: 7		Total	Own Serve: 52		Most Consecutive: 7	
		109	Opp. Serve: 52		GDO: 4		112	Opp. Serve: 60		GLL: 2	
ASAYUT Dararat C13	THA	5	2	3	40%	21	10	11	48%	2h38min	32min
		Points Won				Points Lost					
		Total	Own Serve: 88		Most Consecutive: 8		Total	Own Serve: 95		Most Consecutive: 7	
		176	Opp. Serve: 88		GDO: 3		191	Opp. Serve: 96		GLL: 3	
BAILEY Susan C14	GBR	3	1	2	33%	12	4	8	33%	1h22min	27min
		Points Won				Points Lost					
		Total	Own Serve: 50		Most Consecutive: 5		Total	Own Serve: 58		Most Consecutive: 6	
		100	Opp. Serve: 50		GDO: 2		117	Opp. Serve: 59		GLL: 4	
BARNEOUD Anne C17	FRA	4	2	2	50%	15	7	8	47%	1h39min	25min
		Points Won				Points Lost					
		Total	Own Serve: 69		Most Consecutive: 8		Total	Own Serve: 64		Most Consecutive: 9	
		129	Opp. Serve: 60		GDO: 5		141	Opp. Serve: 77		GLL: 2	
BLANCO Veronica Soledad C13	ARG	3	0	3	0%	10	1	9	10%	1h	20min
		Points Won				Points Lost					
		Total	Own Serve: 33		Most Consecutive: 5		Total	Own Serve: 50		Most Consecutive: 10	
		58	Opp. Serve: 25		GDO: 2		108	Opp. Serve: 58		GLL: 5	
BOOTWANSIRINA C C12	THA	3	0	3	0%	9	0	9	0%	53min	18min
		Points Won				Points Lost					
		Total	Own Serve: 30		Most Consecutive: 3		Total	Own Serve: 47		Most Consecutive: 6	
		54	Opp. Serve: 24		GDO: 0		99	Opp. Serve: 52		GLL: 3	
BRUNELLI Michela C13	ITA	6	3	3	50%	19	10	9	53%	2h6min	21min
		Points Won				Points Lost					
		Total	Own Serve: 100		Most Consecutive: 8		Total	Own Serve: 76		Most Consecutive: 6	
		184	Opp. Serve: 84		GDO: 2		166	Opp. Serve: 90		GLL: 4	



## Player Statistics

プレーヤーの統計

As of FRI 3 SEP 2021

Players	NPC Code	Matches				Games				Match Duration				
		Played	Won	Lost	%Won	Played	Won	Lost	%Won	All	Average			
BUCLAW Dorota	POL	3	2	1	67%	11	7	4	64%	1h11min	24min			
Cl1	Points Won				Points Lost									
	Total	Own Serve:		57	Most Consecutive:		5	Total	Own Serve:		46	Most Consecutive:		6
	111	Opp. Serve:		54	GDO:		2	97	Opp. Serve:		51	GLL:		4
CHEBANIKAI Raisa	RPC	Matches				Games				Match Duration				
Cl6	Played	Won	Lost	%Won	Played	Won	Lost	%Won	All	Average				
	5	2	3	40%	19	7	12	37%	2h11min	26min				
	Points Won				Points Lost									
Total	Own Serve:		78	Most Consecutive:		6	Total	Own Serve:		97	Most Consecutive:		8	
154	Opp. Serve:		76	GDO:		3	194	Opp. Serve:		97	GLL:		3	
COSTA ALEXANDRE Bruna	BRA	Matches				Games				Match Duration				
Cl10	Played	Won	Lost	%Won	Played	Won	Lost	%Won	All	Average				
	5	4	1	80%	17	13	4	76%	2h13min	27min				
	Points Won				Points Lost									
Total	Own Serve:		104	Most Consecutive:		8	Total	Own Serve:		57	Most Consecutive:		6	
183	Opp. Serve:		79	GDO:		4	138	Opp. Serve:		81	GLL:		5	
da SILVA OLIVEIRA	BRA	Matches				Games				Match Duration				
Cl2	Played	Won	Lost	%Won	Played	Won	Lost	%Won	All	Average				
	5	3	2	60%	19	11	8	58%	2h32min	30min				
	Points Won				Points Lost									
Total	Own Serve:		98	Most Consecutive:		7	Total	Own Serve:		80	Most Consecutive:		8	
186	Opp. Serve:		88	GDO:		3	172	Opp. Serve:		92	GLL:		4	
DAHLEN Aida	NOR	Matches				Games				Match Duration				
Cl8	Played	Won	Lost	%Won	Played	Won	Lost	%Won	All	Average				
	4	2	2	50%	15	8	7	53%	1h53min	28min				
	Points Won				Points Lost									
Total	Own Serve:		70	Most Consecutive:		9	Total	Own Serve:		69	Most Consecutive:		7	
140	Opp. Serve:		70	GDO:		3	141	Opp. Serve:		72	GLL:		4	
de OLIVEIRA Joyce	BRA	Matches				Games				Match Duration				
Cl4	Played	Won	Lost	%Won	Played	Won	Lost	%Won	All	Average				
	3	1	2	33%	9	3	6	33%	53min	18min				
	Points Won				Points Lost									
Total	Own Serve:		37	Most Consecutive:		4	Total	Own Serve:		43	Most Consecutive:		7	
72	Opp. Serve:		35	GDO:		0	92	Opp. Serve:		49	GLL:		3	
DEMIR Merve Cansu	TUR	Matches				Games				Match Duration				
Cl10	Played	Won	Lost	%Won	Played	Won	Lost	%Won	All	Average				
	4	1	3	25%	14	5	9	36%	1h47min	27min				
	Points Won				Points Lost									
Total	Own Serve:		70	Most Consecutive:		4	Total	Own Serve:		61	Most Consecutive:		7	
121	Opp. Serve:		51	GDO:		3	140	Opp. Serve:		79	GLL:		5	



## Player Statistics

プレーヤーの統計

As of FRI 3 SEP 2021

Players	NPC Code	Matches				Games				Match Duration	
		Played	Won	Lost	%Won	Played	Won	Lost	%Won	All	Average
di TORO Lisa Daniela	AUS	2	0	2	0%	6	0	6	0%	44min	22min
CI4	Points Won				Points Lost						
	Total	Own Serve:	21	Most Consecutive:	5	Total	Own Serve:	33	Most Consecutive:	5	
	41	Opp. Serve:	20	GDO:	0	68	Opp. Serve:	35	GLL:	3	
DRETAR KARIC Helena	CRO	Matches				Games				Match Duration	
CI3	Played	Won	Lost	%Won	Played	Won	Lost	%Won	All	Average	
	3	1	2	33%	12	5	7	42%	1h28min	29min	
	Points Won				Points Lost						
Total	Own Serve:	53	Most Consecutive:	6	Total	Own Serve:	60	Most Consecutive:	8		
103	Opp. Serve:	50	GDO:	4	124	Opp. Serve:	64	GLL:	1		
DUMAN Hatice	TUR	Matches				Games				Match Duration	
CI3	Played	Won	Lost	%Won	Played	Won	Lost	%Won	All	Average	
	3	0	3	0%	10	1	9	10%	1h11min	24min	
	Points Won				Points Lost						
Total	Own Serve:	50	Most Consecutive:	4	Total	Own Serve:	49	Most Consecutive:	6		
85	Opp. Serve:	35	GDO:	1	112	Opp. Serve:	63	GLL:	4		
ELELIMAT Faten	JOR	Matches				Games				Match Duration	
CI4	Played	Won	Lost	%Won	Played	Won	Lost	%Won	All	Average	
	3	0	3	0%	11	2	9	18%	1h3min	21min	
	Points Won				Points Lost						
Total	Own Serve:	37	Most Consecutive:	5	Total	Own Serve:	61	Most Consecutive:	9		
80	Opp. Serve:	43	GDO:	3	113	Opp. Serve:	52	GLL:	3		
FERNEY Lea	FRA	Matches				Games				Match Duration	
CI11	Played	Won	Lost	%Won	Played	Won	Lost	%Won	All	Average	
	5	3	2	60%	18	11	7	61%	1h51min	22min	
	Points Won				Points Lost						
Total	Own Serve:	91	Most Consecutive:	8	Total	Own Serve:	77	Most Consecutive:	7		
178	Opp. Serve:	87	GDO:	3	160	Opp. Serve:	83	GLL:	7		
FRANCA dos SANTOS	BRA	Matches				Games				Match Duration	
CI7	Played	Won	Lost	%Won	Played	Won	Lost	%Won	All	Average	
	3	0	3	0%	9	0	9	0%	55min	18min	
	Points Won				Points Lost						
Total	Own Serve:	30	Most Consecutive:	4	Total	Own Serve:	41	Most Consecutive:	7		
49	Opp. Serve:	19	GDO:	0	99	Opp. Serve:	58	GLL:	2		
FURUKAWA Kanami	JPN	Matches				Games				Match Duration	
CI11	Played	Won	Lost	%Won	Played	Won	Lost	%Won	All	Average	
	3	2	1	67%	11	6	5	55%	1h19min	26min	
	Points Won				Points Lost						
Total	Own Serve:	57	Most Consecutive:	6	Total	Own Serve:	48	Most Consecutive:	5		
105	Opp. Serve:	48	GDO:	3	106	Opp. Serve:	58	GLL:	3		



## Player Statistics

プレーヤーの統計

As of FRI 3 SEP 2021

Players	NPC Code	Matches				Games				Match Duration	
		Played	Won	Lost	%Won	Played	Won	Lost	%Won	All	Average
GARRONE Maria Cl2	ARG	4	1	3	25%	13	4	9	31%	1h30min	23min
		Points Won				Points Lost					
		Total	Own Serve: 57		Most Consecutive: 6		Total	Own Serve: 58		Most Consecutive: 7	
		99	Opp. Serve: 42		GDO: 2		129	Opp. Serve: 71		GLL: 3	
GREBE Stephanie Cl6	GER	4	2	2	50%	13	6	7	46%	1h19min	20min
		Points Won				Points Lost					
		Total	Own Serve: 48		Most Consecutive: 6		Total	Own Serve: 65		Most Consecutive: 7	
		104	Opp. Serve: 56		GDO: 1		122	Opp. Serve: 57		GLL: 3	
GU Xiaodan Cl4	CHN	4	3	1	75%	13	9	4	69%	1h8min	17min
		Points Won				Points Lost					
		Total	Own Serve: 64		Most Consecutive: 9		Total	Own Serve: 38		Most Consecutive: 4	
		122	Opp. Serve: 58		GDO: 4		85	Opp. Serve: 47		GLL: 2	
HAMMAD Hanaa Ahmed Cl6	EGY	2	0	2	0%	6	0	6	0%	34min	17min
		Points Won				Points Lost					
		Total	Own Serve: 18		Most Consecutive: 3		Total	Own Serve: 30		Most Consecutive: 7	
		32	Opp. Serve: 14		GDO: 0		66	Opp. Serve: 36		GLL: 1	
HUANG Wenjuan Cl8	CHN	5	4	1	80%	20	13	7	65%	2h9min	26min
		Points Won				Points Lost					
		Total	Own Serve: 93		Most Consecutive: 10		Total	Own Serve: 79		Most Consecutive: 6	
		186	Opp. Serve: 93		GDO: 3		155	Opp. Serve: 76		GLL: 3	
ITO Maki Cl11	JPN	4	1	3	25%	13	4	9	31%	1h15min	19min
		Points Won				Points Lost					
		Total	Own Serve: 59		Most Consecutive: 5		Total	Own Serve: 62		Most Consecutive: 7	
		107	Opp. Serve: 48		GDO: 2		134	Opp. Serve: 72		GLL: 3	
JAION Wijittra Cl4	THA	4	1	3	25%	16	7	9	44%	2h9min	32min
		Points Won				Points Lost					
		Total	Own Serve: 80		Most Consecutive: 6		Total	Own Serve: 67		Most Consecutive: 6	
		146	Opp. Serve: 66		GDO: 3		147	Opp. Serve: 80		GLL: 6	



## Player Statistics

プレーヤーの統計

As of FRI 3 SEP 2021

Players	NPC Code	Matches				Games				Match Duration				
		Played	Won	Lost	%Won	Played	Won	Lost	%Won	All	Average			
JULIAN Rebecca Anne	AUS	3	1	2	33%	9	3	6	33%	52min	17min			
CI6	Points Won				Points Lost									
	Total	Own Serve:		36	Most Consecutive:		5	Total	Own Serve:		43	Most Consecutive:		7
	71	Opp. Serve:		35	GDO:		1	86	Opp. Serve:		43	GLL:		2
JUNG Young A	KOR	Matches				Games				Match Duration				
CI5	Played	Won	Lost	%Won	Played	Won	Lost	%Won	All	Average				
	4	3	1	75%	15	9	6	60%	1h42min	26min				
	Points Won				Points Lost									
Total	Own Serve:		91	Most Consecutive:		10	Total	Own Serve:		43	Most Consecutive:		5	
147	Opp. Serve:		56	GDO:		2	119	Opp. Serve:		76	GLL:		2	
KAMKASOMPHOU Thu	FRA	Matches				Games				Match Duration				
CI8	Played	Won	Lost	%Won	Played	Won	Lost	%Won	All	Average				
	4	3	1	75%	16	10	6	63%	1h39min	25min				
	Points Won				Points Lost									
Total	Own Serve:		85	Most Consecutive:		9	Total	Own Serve:		52	Most Consecutive:		4	
154	Opp. Serve:		69	GDO:		2	119	Opp. Serve:		67	GLL:		4	
KANOVA Alena	SVK	Matches				Games				Match Duration				
CI3	Played	Won	Lost	%Won	Played	Won	Lost	%Won	All	Average				
	6	4	2	67%	20	12	8	60%	2h53min	29min				
	Points Won				Points Lost									
Total	Own Serve:		106	Most Consecutive:		8	Total	Own Serve:		71	Most Consecutive:		6	
179	Opp. Serve:		73	GDO:		4	174	Opp. Serve:		103	GLL:		2	
KAVAS Neslihan	TUR	Matches				Games				Match Duration				
CI9	Played	Won	Lost	%Won	Played	Won	Lost	%Won	All	Average				
	4	0	4	0%	13	1	12	8%	1h34min	24min				
	Points Won				Points Lost									
Total	Own Serve:		53	Most Consecutive:		6	Total	Own Serve:		62	Most Consecutive:		7	
91	Opp. Serve:		38	GDO:		3	144	Opp. Serve:		82	GLL:		4	
KIM Kun-Hea	KOR	Matches				Games				Match Duration				
CI9	Played	Won	Lost	%Won	Played	Won	Lost	%Won	All	Average				
	3	1	2	33%	12	5	7	42%	1h27min	29min				
	Points Won				Points Lost									
Total	Own Serve:		60	Most Consecutive:		7	Total	Own Serve:		49	Most Consecutive:		6	
101	Opp. Serve:		41	GDO:		3	116	Opp. Serve:		67	GLL:		3	
KIM Seongok	KOR	Matches				Games				Match Duration				
CI7	Played	Won	Lost	%Won	Played	Won	Lost	%Won	All	Average				
	3	1	2	33%	10	4	6	40%	1h5min	22min				
	Points Won				Points Lost									
Total	Own Serve:		43	Most Consecutive:		6	Total	Own Serve:		42	Most Consecutive:		6	
75	Opp. Serve:		32	GDO:		2	91	Opp. Serve:		49	GLL:		1	



## Player Statistics

プレーヤーの統計

As of FRI 3 SEP 2021

Players	NPC Code	Matches				Games				Match Duration	
		Played	Won	Lost	%Won	Played	Won	Lost	%Won	All	Average
KORKUT Kubra CI7	TUR	3	2	1	67%	11	7	4	64%	1h14min	25min
		Points Won				Points Lost					
		Total	Own Serve: 56		Most Consecutive: 8		Total	Own Serve: 42		Most Consecutive: 7	
		109	Opp. Serve: 53		GDO: 6		88	Opp. Serve: 46		GLL: 2	
KORNELIUSSEN Nora CI7	NOR	3	0	3	0%	9	0	9	0%	47min	16min
		Points Won				Points Lost					
		Total	Own Serve: 25		Most Consecutive: 4		Total	Own Serve: 46		Most Consecutive: 9	
		45	Opp. Serve: 20		GDO: 0		99	Opp. Serve: 53		GLL: 2	
KOSMINA Natalya CI11	UKR	3	0	3	0%	12	3	9	25%	1h21min	27min
		Points Won				Points Lost					
		Total	Own Serve: 53		Most Consecutive: 5		Total	Own Serve: 56		Most Consecutive: 8	
		97	Opp. Serve: 44		GDO: 3		119	Opp. Serve: 63		GLL: 3	
LAFAYE Isabelle CI2	FRA	2	0	2	0%	6	0	6	0%	51min	26min
		Points Won				Points Lost					
		Total	Own Serve: 27		Most Consecutive: 3		Total	Own Serve: 34		Most Consecutive: 6	
		48	Opp. Serve: 21		GDO: 0		72	Opp. Serve: 38		GLL: 2	
LEE Kunwoo CI6	KOR	3	1	2	33%	13	6	7	46%	1h30min	30min
		Points Won				Points Lost					
		Total	Own Serve: 61		Most Consecutive: 6		Total	Own Serve: 54		Most Consecutive: 9	
		111	Opp. Serve: 50		GDO: 2		123	Opp. Serve: 69		GLL: 3	
LEE Mi Gyu CI3	KOR	4	3	1	75%	14	10	4	71%	2h4min	31min
		Points Won				Points Lost					
		Total	Own Serve: 82		Most Consecutive: 9		Total	Own Serve: 60		Most Consecutive: 7	
		155	Opp. Serve: 73		GDO: 3		123	Opp. Serve: 63		GLL: 3	
LEI Li Na CI9	AUS	5	5	0	100%	21	15	6	71%	2h34min	31min
		Points Won				Points Lost					
		Total	Own Serve: 123		Most Consecutive: 8		Total	Own Serve: 69		Most Consecutive: 4	
		220	Opp. Serve: 97		GDO: 4		162	Opp. Serve: 93		GLL: 2	





## Player Statistics

プレーヤーの統計

As of FRI 3 SEP 2021

Players	NPC Code	Matches				Games				Match Duration	
		Played	Won	Lost	%Won	Played	Won	Lost	%Won	All	Average
LEONELLI Tamara	CHI	2	0	2	0%	6	0	6	0%	28min	14min
CI5	Points Won				Points Lost						
	Total	Own Serve:	9	Most Consecutive:	2	Total	Own Serve:	30	Most Consecutive:	10	
	15	Opp. Serve:	6	GDO:	0	66	Opp. Serve:	36	GLL:	1	
LI Qian	CHN	Matches				Games				Match Duration	
CI3	Played	Won	Lost	%Won	Played	Won	Lost	%Won	All	Average	
	4	2	2	50%	15	7	8	47%	1h48min	27min	
	Points Won				Points Lost						
Total	Own Serve:	79	Most Consecutive:	5	Total	Own Serve:	74	Most Consecutive:	5		
159	Opp. Serve:	80	GDO:	2	146	Opp. Serve:	72	GLL:	4		
LIN Tzu Yu	TPE	Matches				Games				Match Duration	
CI10	Played	Won	Lost	%Won	Played	Won	Lost	%Won	All	Average	
	2	0	2	0%	7	1	6	14%	54min	27min	
	Points Won				Points Lost						
Total	Own Serve:	37	Most Consecutive:	4	Total	Own Serve:	28	Most Consecutive:	5		
57	Opp. Serve:	20	GDO:	3	75	Opp. Serve:	47	GLL:	3		
LIU Jing	CHN	Matches				Games				Match Duration	
CI2	Played	Won	Lost	%Won	Played	Won	Lost	%Won	All	Average	
	6	6	0	100%	20	18	2	90%	1h46min	18min	
	Points Won				Points Lost						
Total	Own Serve:	116	Most Consecutive:	7	Total	Own Serve:	57	Most Consecutive:	7		
210	Opp. Serve:	94	GDO:	3	129	Opp. Serve:	72	GLL:	1		
LU Pi Chun	TPE	Matches				Games				Match Duration	
CI4	Played	Won	Lost	%Won	Played	Won	Lost	%Won	All	Average	
	3	1	2	33%	11	4	7	36%	1h12min	24min	
	Points Won				Points Lost						
Total	Own Serve:	49	Most Consecutive:	6	Total	Own Serve:	48	Most Consecutive:	6		
85	Opp. Serve:	36	GDO:	4	111	Opp. Serve:	63	GLL:	4		
LUNDBACK Ingela	SWE	Matches				Games				Match Duration	
CI5	Played	Won	Lost	%Won	Played	Won	Lost	%Won	All	Average	
	4	1	3	25%	16	7	9	44%	1h42min	26min	
	Points Won				Points Lost						
Total	Own Serve:	75	Most Consecutive:	6	Total	Own Serve:	65	Most Consecutive:	7		
136	Opp. Serve:	61	GDO:	2	144	Opp. Serve:	79	GLL:	4		
LYSIAK Krystyna	POL	Matches				Games				Match Duration	
CI11	Played	Won	Lost	%Won	Played	Won	Lost	%Won	All	Average	
	3	1	2	33%	11	3	8	27%	56min	19min	
	Points Won				Points Lost						
Total	Own Serve:	50	Most Consecutive:	4	Total	Own Serve:	52	Most Consecutive:	7		
88	Opp. Serve:	38	GDO:	2	112	Opp. Serve:	60	GLL:	2		



## Player Statistics

プレーヤーの統計

As of FRI 3 SEP 2021

Players	NPC Code	Matches				Games				Match Duration	
		Played	Won	Lost	%Won	Played	Won	Lost	%Won	All	Average
LYTOVCHENKO Maryna C16	UKR	4	4	0	100%	12	12	0	100%	59min	15min
		Points Won				Points Lost					
		Total	Own Serve: 75		Most Consecutive: 8		Total	Own Serve: 23		Most Consecutive: 3	
		132	Opp. Serve: 57		GDO: 3		58	Opp. Serve: 35		GLL: 0	
MAHMOUD Faiza Mahmoud C15	EGY	2	0	2	0%	6	0	6	0%	33min	17min
		Points Won				Points Lost					
		Total	Own Serve: 16		Most Consecutive: 6		Total	Own Serve: 31		Most Consecutive: 9	
		31	Opp. Serve: 15		GDO: 0		66	Opp. Serve: 35		GLL: 6	
MAO Jingdian C18	CHN	7	7	0	100%	22	21	1	95%	2h8min	18min
		Points Won				Points Lost					
		Total	Own Serve: 134		Most Consecutive: 9		Total	Own Serve: 44		Most Consecutive: 6	
		243	Opp. Serve: 109		GDO: 7		110	Opp. Serve: 66		GLL: 2	
MARQUES PARINOS J C19	BRA	4	0	4	0%	14	2	12	14%	1h32min	23min
		Points Won				Points Lost					
		Total	Own Serve: 52		Most Consecutive: 4		Total	Own Serve: 66		Most Consecutive: 11	
		86	Opp. Serve: 34		GDO: 3		151	Opp. Serve: 85		GLL: 3	
MATIC Nada C14	SRB	4	2	2	50%	15	7	8	47%	1h51min	28min
		Points Won				Points Lost					
		Total	Own Serve: 68		Most Consecutive: 5		Total	Own Serve: 67		Most Consecutive: 7	
		130	Opp. Serve: 62		GDO: 2		138	Opp. Serve: 71		GLL: 4	
MIKOLASCHEK Sandra C14	GER	3	2	1	67%	10	7	3	70%	1h15min	25min
		Points Won				Points Lost					
		Total	Own Serve: 53		Most Consecutive: 6		Total	Own Serve: 38		Most Consecutive: 6	
		99	Opp. Serve: 46		GDO: 4		83	Opp. Serve: 45		GLL: 2	
MOON Sung Keum C16	KOR	3	0	3	0%	10	1	9	10%	1h4min	21min
		Points Won				Points Lost					
		Total	Own Serve: 36		Most Consecutive: 4		Total	Own Serve: 55		Most Consecutive: 9	
		70	Opp. Serve: 34		GDO: 3		111	Opp. Serve: 56		GLL: 3	



## Player Statistics

プレーヤーの統計

As of FRI 3 SEP 2021

Players	NPC Code	Matches				Games				Match Duration	
		Played	Won	Lost	%Won	Played	Won	Lost	%Won	All	Average
MUZINIC Andela	CRO	6	4	2	67%	20	13	7	65%	2h40min	27min
CI3		Points Won				Points Lost					
		Total	Own Serve:	103	Most Consecutive:	10	Total	Own Serve:	80	Most Consecutive:	6
		205	Opp. Serve:	102	GDO:	4	164	Opp. Serve:	84	GLL:	3
NG Mui Wui	HKG	Matches				Games				Match Duration	
CI11		Played	Won	Lost	%Won	Played	Won	Lost	%Won	All	Average
		3	1	2	33%	12	5	7	42%	1h5min	22min
		Points Won				Points Lost					
		Total	Own Serve:	63	Most Consecutive:	7	Total	Own Serve:	50	Most Consecutive:	7
		114	Opp. Serve:	51	GDO:	2	116	Opp. Serve:	66	GLL:	4
OBAZUAYE Faith	NGR	Matches				Games				Match Duration	
CI10		Played	Won	Lost	%Won	Played	Won	Lost	%Won	All	Average
		3	0	3	0%	9	0	9	0%	40min	13min
		Points Won				Points Lost					
		Total	Own Serve:	31	Most Consecutive:	3	Total	Own Serve:	43	Most Consecutive:	10
		50	Opp. Serve:	19	GDO:	0	99	Opp. Serve:	56	GLL:	2
PAN Jiamin	CHN	Matches				Games				Match Duration	
CI5		Played	Won	Lost	%Won	Played	Won	Lost	%Won	All	Average
		5	3	2	60%	22	13	9	59%	2h33min	31min
		Points Won				Points Lost					
		Total	Own Serve:	130	Most Consecutive:	7	Total	Own Serve:	78	Most Consecutive:	6
		223	Opp. Serve:	93	GDO:	4	189	Opp. Serve:	111	GLL:	2
PARTYKA Natalia	POL	Matches				Games				Match Duration	
CI10		Played	Won	Lost	%Won	Played	Won	Lost	%Won	All	Average
		6	5	1	83%	21	17	4	81%	2h35min	26min
		Points Won				Points Lost					
		Total	Own Serve:	122	Most Consecutive:	11	Total	Own Serve:	50	Most Consecutive:	7
		219	Opp. Serve:	97	GDO:	2	126	Opp. Serve:	76	GLL:	5
PATEL BH	IND	Matches				Games				Match Duration	
CI4		Played	Won	Lost	%Won	Played	Won	Lost	%Won	All	Average
		7	4	3	57%	24	12	12	50%	2h50min	24min
		Points Won				Points Lost					
		Total	Own Serve:	108	Most Consecutive:	7	Total	Own Serve:	116	Most Consecutive:	9
		217	Opp. Serve:	109	GDO:	3	229	Opp. Serve:	113	GLL:	3
PATEL Sonalben Manubhai	IND	Matches				Games				Match Duration	
CI3		Played	Won	Lost	%Won	Played	Won	Lost	%Won	All	Average
		2	0	2	0%	9	3	6	33%	1h6min	33min
		Points Won				Points Lost					
		Total	Own Serve:	41	Most Consecutive:	7	Total	Own Serve:	42	Most Consecutive:	9
		71	Opp. Serve:	30	GDO:	4	100	Opp. Serve:	58	GLL:	2



## Player Statistics

プレーヤーの統計

As of FRI 3 SEP 2021

Players	NPC Code	Matches				Games				Match Duration	
		Played	Won	Lost	%Won	Played	Won	Lost	%Won	All	Average
PEK Karolina CI9	POL	4	2	2	50%	16	8	8	50%	1h55min	29min
		Points Won				Points Lost					
		Total	Own Serve: 89		Most Consecutive: 8		Total	Own Serve: 54		Most Consecutive: 6	
		148	Opp. Serve: 59		GDO: 2		140	Opp. Serve: 86		GLL: 4	
PEREZ VILLALBA Claudia CI7	MEX	2	0	2	0%	6	0	6	0%	42min	21min
		Points Won				Points Lost					
		Total	Own Serve: 22		Most Consecutive: 5		Total	Own Serve: 31		Most Consecutive: 7	
		39	Opp. Serve: 17		GDO: 0		66	Opp. Serve: 35		GLL: 3	
PERIC RANKOVIC B CI4	SRB	5	3	2	60%	15	9	6	60%	1h40min	20min
		Points Won				Points Lost					
		Total	Own Serve: 72		Most Consecutive: 6		Total	Own Serve: 57		Most Consecutive: 6	
		132	Opp. Serve: 60		GDO: 4		121	Opp. Serve: 64		GLL: 4	
PROKOFEVA Elena CI11	RPC	5	5	0	100%	17	15	2	88%	1h40min	20min
		Points Won				Points Lost					
		Total	Own Serve: 92		Most Consecutive: 7		Total	Own Serve: 56		Most Consecutive: 6	
		182	Opp. Serve: 90		GDO: 4		114	Opp. Serve: 58		GLL: 2	
PRVULOVIC Ana CI2	SRB	3	1	2	33%	9	3	6	33%	51min	17min
		Points Won				Points Lost					
		Total	Own Serve: 34		Most Consecutive: 5		Total	Own Serve: 38		Most Consecutive: 6	
		63	Opp. Serve: 29		GDO: 2		84	Opp. Serve: 46		GLL: 1	
PUSHPASHEVA Nadezhda CI2	RPC	4	2	2	50%	16	9	7	56%	1h41min	25min
		Points Won				Points Lost					
		Total	Own Serve: 74		Most Consecutive: 6		Total	Own Serve: 61		Most Consecutive: 8	
		139	Opp. Serve: 65		GDO: 4		134	Opp. Serve: 73		GLL: 1	
RAUEN Danielle CI9	BRA	4	2	2	50%	13	7	6	54%	1h36min	24min
		Points Won				Points Lost					
		Total	Own Serve: 61		Most Consecutive: 7		Total	Own Serve: 54		Most Consecutive: 7	
		111	Opp. Serve: 50		GDO: 6		113	Opp. Serve: 59		GLL: 3	



## Player Statistics

プレーヤーの統計

As of FRI 3 SEP 2021

Players	NPC Code	Matches				Games				Match Duration	
		Played	Won	Lost	%Won	Played	Won	Lost	%Won	All	Average
RODRIGUES LACERDA	BRA	2	0	2	0%	7	1	6	14%	48min	24min
CI8	Points Won				Points Lost						
	Total	Own Serve: 15		Most Consecutive: 4		Total	Own Serve: 33		Most Consecutive: 10		
	37	Opp. Serve: 22		GDO: 2		61	Opp. Serve: 28		GLL: 3		
ROSSI Giada	ITA	Matches				Games				Match Duration	
CI2	Played	Won	Lost	%Won	Played	Won	Lost	%Won	All	Average	
	5	3	2	60%	18	9	9	50%	2h51min	34min	
	Points Won				Points Lost						
	Total	Own Serve: 95		Most Consecutive: 7		Total	Own Serve: 67		Most Consecutive: 6		
	164	Opp. Serve: 69		GDO: 2		161	Opp. Serve: 94		GLL: 4		
SAFONOVA Viktoriia	RPC	Matches				Games				Match Duration	
CI7	Played	Won	Lost	%Won	Played	Won	Lost	%Won	All	Average	
	7	5	2	71%	26	18	8	69%	2h54min	25min	
	Points Won				Points Lost						
	Total	Own Serve: 146		Most Consecutive: 7		Total	Own Serve: 89		Most Consecutive: 8		
	258	Opp. Serve: 112		GDO: 3		206	Opp. Serve: 117		GLL: 6		
SEO Su Yeon	KOR	Matches				Games				Match Duration	
CI2	Played	Won	Lost	%Won	Played	Won	Lost	%Won	All	Average	
	6	4	2	67%	23	14	9	61%	2h37min	26min	
	Points Won				Points Lost						
	Total	Own Serve: 116		Most Consecutive: 10		Total	Own Serve: 81		Most Consecutive: 5		
	225	Opp. Serve: 109		GDO: 2		167	Opp. Serve: 86		GLL: 2		
SHACKLETON Megan	GBR	Matches				Games				Match Duration	
CI4	Played	Won	Lost	%Won	Played	Won	Lost	%Won	All	Average	
	4	1	3	25%	14	4	10	29%	2h7min	32min	
	Points Won				Points Lost						
	Total	Own Serve: 55		Most Consecutive: 4		Total	Own Serve: 78		Most Consecutive: 5		
	119	Opp. Serve: 64		GDO: 3		150	Opp. Serve: 72		GLL: 3		
SIGALA LOPEZ Edith	MEX	Matches				Games				Match Duration	
CI3	Played	Won	Lost	%Won	Played	Won	Lost	%Won	All	Average	
	3	1	2	33%	10	3	7	30%	1h1min	20min	
	Points Won				Points Lost						
	Total	Own Serve: 41		Most Consecutive: 7		Total	Own Serve: 42		Most Consecutive: 8		
	70	Opp. Serve: 29		GDO: 5		97	Opp. Serve: 55		GLL: 2		
SRINGAM Panwas	THA	Matches				Games				Match Duration	
CI5	Played	Won	Lost	%Won	Played	Won	Lost	%Won	All	Average	
	3	1	2	33%	10	4	6	40%	1h9min	23min	
	Points Won				Points Lost						
	Total	Own Serve: 51		Most Consecutive: 7		Total	Own Serve: 42		Most Consecutive: 5		
	91	Opp. Serve: 40		GDO: 5		101	Opp. Serve: 59		GLL: 2		



## Player Statistics

プレーヤーの統計

As of FRI 3 SEP 2021

Players	NPC Code	Matches				Games				Match Duration		
		Played	Won	Lost	%Won	Played	Won	Lost	%Won	All	Average	
SZVITACS Alexa CI9	HUN	5	2	3	40%	18	8	10	44%	2h28min	30min	
		Points Won				Points Lost						
		Total	Own Serve: 92			Most Consecutive: 6		Total	Own Serve: 78			Most Consecutive: 7
		160	Opp. Serve: 68			GDO: 4		181	Opp. Serve: 103			GLL: 6
TABIB Caroline CI5	ISR	2	1	1	50%	7	3	4	43%	49min	25min	
		Points Won				Points Lost						
		Total	Own Serve: 35			Most Consecutive: 6		Total	Own Serve: 33			Most Consecutive: 7
		65	Opp. Serve: 30			GDO: 3		68	Opp. Serve: 35			GLL: 5
TAKEUCHI Nozomi CI10	JPN	3	0	3	0%	9	0	9	0%	1h7min	22min	
		Points Won				Points Lost						
		Total	Own Serve: 27			Most Consecutive: 3		Total	Own Serve: 48			Most Consecutive: 8
		48	Opp. Serve: 21			GDO: 0		99	Opp. Serve: 51			GLL: 3
TAPOLA Aino CI1	FIN	2	0	2	0%	7	1	6	14%	41min	21min	
		Points Won				Points Lost						
		Total	Own Serve: 23			Most Consecutive: 8		Total	Own Serve: 37			Most Consecutive: 7
		46	Opp. Serve: 23			GDO: 4		73	Opp. Serve: 36			GLL: 2
TAPPER Melissa CI10	AUS	3	1	2	33%	10	3	7	30%	1h9min	23min	
		Points Won				Points Lost						
		Total	Own Serve: 46			Most Consecutive: 5		Total	Own Serve: 46			Most Consecutive: 8
		79	Opp. Serve: 33			GDO: 3		102	Opp. Serve: 56			GLL: 3
TIAN Shiau Wen CI10	TPE	6	4	2	67%	20	13	7	65%	2h21min	24min	
		Points Won				Points Lost						
		Total	Own Serve: 112			Most Consecutive: 7		Total	Own Serve: 72			Most Consecutive: 7
		191	Opp. Serve: 79			GDO: 5		180	Opp. Serve: 108			GLL: 4
TOMONO Yuri CI8	JPN	3	1	2	33%	11	3	8	27%	1h21min	27min	
		Points Won				Points Lost						
		Total	Own Serve: 38			Most Consecutive: 6		Total	Own Serve: 55			Most Consecutive: 7
		76	Opp. Serve: 38			GDO: 1		105	Opp. Serve: 50			GLL: 7



## Player Statistics

プレーヤーの統計

As of FRI 3 SEP 2021

Players	NPC Code	Matches				Games				Match Duration	
		Played	Won	Lost	%Won	Played	Won	Lost	%Won	All	Average
van HOOF Frederique	NED	4	0	4	0%	14	2	12	14%	1h31min	23min
CI8	Points Won				Points Lost						
	Total	Own Serve: 52		Most Consecutive: 4		Total	Own Serve: 70		Most Consecutive: 9		
	88	Opp. Serve: 36		GDO: 3		155	Opp. Serve: 85		GLL: 3		
van ZON Kelly	NED	7	6	1	86%	27	20	7	74%	2h46min	24min
CI7	Points Won				Points Lost						
	Total	Own Serve: 144		Most Consecutive: 9		Total	Own Serve: 85		Most Consecutive: 8		
	265	Opp. Serve: 121		GDO: 2		196	Opp. Serve: 111		GLL: 5		
VASILEVA Aleksandra	RPC	3	0	3	0%	9	0	9	0%	58min	19min
CI4	Points Won				Points Lost						
	Total	Own Serve: 31		Most Consecutive: 4		Total	Own Serve: 43		Most Consecutive: 7		
	50	Opp. Serve: 19		GDO: 0		99	Opp. Serve: 56		GLL: 3		
WANG Rui	CHN	3	2	1	67%	9	6	3	67%	54min	18min
CI7	Points Won				Points Lost						
	Total	Own Serve: 44		Most Consecutive: 7		Total	Own Serve: 28		Most Consecutive: 5		
	84	Opp. Serve: 40		GDO: 1		57	Opp. Serve: 29		GLL: 2		
WOLF Juliane	GER	2	0	2	0%	8	2	6	25%	1h2min	31min
CI8	Points Won				Points Lost						
	Total	Own Serve: 28		Most Consecutive: 5		Total	Own Serve: 38		Most Consecutive: 7		
	59	Opp. Serve: 31		GDO: 2		78	Opp. Serve: 40		GLL: 4		
WONG Ting Ting	HKG	4	2	2	50%	16	8	8	50%	1h59min	30min
CI11	Points Won				Points Lost						
	Total	Own Serve: 83		Most Consecutive: 7		Total	Own Serve: 66		Most Consecutive: 7		
	144	Opp. Serve: 61		GDO: 7		154	Opp. Serve: 88		GLL: 2		
XIONG Guiyan	CHN	6	5	1	83%	22	17	5	77%	2h18min	23min
CI9	Points Won				Points Lost						
	Total	Own Serve: 124		Most Consecutive: 7		Total	Own Serve: 61		Most Consecutive: 6		
	219	Opp. Serve: 95		GDO: 3		151	Opp. Serve: 90		GLL: 3		



## Player Statistics

プレーヤーの統計

As of FRI 3 SEP 2021

Players	NPC Code	Matches				Games				Match Duration	
		Played	Won	Lost	%Won	Played	Won	Lost	%Won	All	Average
XUE Juan CI3	CHN	7	7	0	100%	27	21	6	78%	3h16min	28min
		Points Won				Points Lost					
		Total	Own Serve: 146		Most Consecutive: 6		Total	Own Serve: 100		Most Consecutive: 7	
		281	Opp. Serve: 135		GDO: 4		212	Opp. Serve: 112		GLL: 3	
YANG Qian CI10	AUS	9	7	2	78%	32	21	11	66%	3h57min	26min
		Points Won				Points Lost					
		Total	Own Serve: 179		Most Consecutive: 10		Total	Own Serve: 119		Most Consecutive: 6	
		329	Opp. Serve: 150		GDO: 5		270	Opp. Serve: 151		GLL: 3	
YOON Jiyu CI3	KOR	7	5	2	71%	26	19	7	73%	3h22min	29min
		Points Won				Points Lost					
		Total	Own Serve: 132		Most Consecutive: 8		Total	Own Serve: 101		Most Consecutive: 6	
		274	Opp. Serve: 142		GDO: 3		191	Opp. Serve: 90		GLL: 2	
ZHANG Bian CI5	CHN	6	6	0	100%	22	18	4	82%	2h22min	24min
		Points Won				Points Lost					
		Total	Own Serve: 135		Most Consecutive: 9		Total	Own Serve: 66		Most Consecutive: 6	
		233	Opp. Serve: 98		GDO: 6		160	Opp. Serve: 94		GLL: 2	
ZHANG Miao CI4	CHN	4	3	1	75%	17	11	6	65%	2h4min	31min
		Points Won				Points Lost					
		Total	Own Serve: 89		Most Consecutive: 7		Total	Own Serve: 64		Most Consecutive: 5	
		164	Opp. Serve: 75		GDO: 6		139	Opp. Serve: 75		GLL: 2	
ZHAO Xiaojing CI10	CHN	4	1	3	25%	14	5	9	36%	1h43min	26min
		Points Won				Points Lost					
		Total	Own Serve: 66		Most Consecutive: 6		Total	Own Serve: 67		Most Consecutive: 7	
		119	Opp. Serve: 53		GDO: 3		145	Opp. Serve: 78		GLL: 2	
ZHOU Ying CI4	CHN	7	7	0	100%	23	21	2	91%	2h33min	22min
		Points Won				Points Lost					
		Total	Own Serve: 127		Most Consecutive: 9		Total	Own Serve: 70		Most Consecutive: 5	
		248	Opp. Serve: 121		GDO: 3		149	Opp. Serve: 79		GLL: 2	

**Note:**  
The "Greatest deficit overcome" only applies when the player ends up winning the game and "Greatest lead lost" only when losing.

**Legend:**  
**CI** Class      **GDO** Greatest deficit overcome      **GLL** Greatest lead lost      **Opp.** Opponent's



