

Results Book



Cycling Road

14 - 17 September



Version History

Version	Date	Created By	Comments
1.0	18/09/2016	Fernanda Panaro	First Version



Competition Format and Rules

Formato e regras da competição

As of WED 31 AUG 2016

Paralympic competition format

Road race

The road race events will be conducted as mass-start events on a looped course.

Time trial

The time trial events will be conducted as individual start events, with riders starting at identical intervals.

Team relay

The team relay events will be conducted as mass-start events on a looped course. Each team will consist of three riders, with no baton or other physical contact required to enact the relays.

Each rider of a team will complete one lap of the course before the first rider starts their second lap, with riders continuing in the same order for their second lap and so on.

Changes since the London 2012 Paralympic Games

The following changes have been made to the competition format:

- A different combination of sport classes exists for some events.
- H5 sport classes have been added for men and women.
- T1-2 sport class events are no longer mixed gender.

Differences from the Olympic Games

There are some differences from the Olympic cycling road event:

- More than one event can be being held on the course at any one time (for both road race and time trial) where subsequent events start a fixed time after the previous event.
- There is no team relay event at the Olympic Games.



Competition Officials

Oficiais de competição

As of WED 31 AUG 2016 at 17:00

Function	Name	NPC
UCI Technical Delegate	BIFRARE Christopher	SUI - Switzerland
	BARBEAU Louis	CAN - Canada
President of the Commissaires' Panel	GRIFFITHS Greg	AUS - Australia
Secretary	GASTOU Catherine	FRA - France
Member of the Commissaires Panel	REES Ingo	GER – Germany
	SHAFER Randall	USA – United States
	ARCILA ECHEVERRY Hector Fabio	COL – Colombia
	MATSUKURA Nobuhiro	JPN – Japan
	JUDEZ Peter	SLO – Slovenia
	DIEDEREN Thierry	BEL - Belgium
Chief classifier	MOORE Terrie	CAN - Canada
Classifier	STEELE-MILLS Joan	NED – Netherlands
	SASIAIN Andree	ARG – Argentina
National Games Official	LADEWIG Iverson	BRA – Brazil
	SIRYDAKIS Elaine Silveira	BRA – Brazil
	VASCONCELLOS Luiz Fernando	BRA – Brazil
	VINK Antonio	BRA – Brazil
	MAYUMI Iyh	BRA – Brazil
	SCHNEIDER Alexandre	BRA – Brazil
	PEREIRA Adegmar	BRA – Brazil
	MACHADO Regina	BRA – Brazil
	ALBUQUERQUE Katia	BRA – Brazil
MACIEIRA Flávia	BRA – Brazil	



Number of Entries By NPC

Número de inscrições por CPN

As of 13 SEP 2016

NPC	Men			Women			Mixed	Total Riders
	TT	RR	Riders	TT	RR	Riders	TR	
ARG - Argentina	3	3	3	2	2	2		5
AUS - Australia	8	8	8	5	5	5		13
AUT - Austria	4	4	4				1	4
BEL - Belgium	5	6	6	2	2	2	1	8
BRA - Brazil	2	2	2	3	3	3		5
CAN - Canada	6	6	6	8	8	8		14
CHN - People's Republic of China	3	5	5	5	5	5		10
COL - Colombia	5	5	5	1	1	1		6
CRC - Costa Rica	1	1	1					1
CUB - Cuba	1	1	1					1
CZE - Czech Republic	6	6	6	2	2	2		8
DEN - Denmark	2	2	2					2
DOM - Dominican Republic	1	1	1					1
ESP - Spain	7	10	10	2	2	2		12
EST - Estonia				1	1	1		1
FIN - Finland	3	3	3					3
FRA - France	4	4	4	1	1	1		5
GBR - Great Britain	6	5	8	7	8	8		16
GER - Germany	9	7	9	6	6	6		15
GHA - Ghana	1		1					1
GRE - Greece	2	2	2	4	4	4		6
HUN - Hungary	2	2	2					2
IRI - Islamic Republic of Iran	1	1	1					1
IRL - Ireland	7	7	7	3	3	3		10
ISR - Israel	1	1	1					1
ITA - Italy	11	11	11	2	2	2	1	13
JPN - Japan	3	3	3	2	2	2		5
KOR - Republic of Korea	1	1	1	2	2	2		3
LUX - Luxembourg	2	2	2					2
MAS - Malaysia	2	2	2					2
NED - Netherlands	11	11	11	7	7	7		18
NOR - Norway	1	1	1					1
NZL - New Zealand	2	2	2	5	4	5		7
PER - Peru	1	1	1					1
POL - Poland	6	6	6	6	6	6		12
POR - Portugal	2	2	2					2
ROU - Romania	2	2	2					2
RSA - South Africa	4	4	4	2	1	2		6
SLO - Slovenia	1	1	1					1
SUI - Switzerland	5	5	5	2	2	2	1	7
SVK - Slovakia	4	4	4	1	1	1		5
SWE - Sweden	3	3	3	1	1	1		4
UKR - Ukraine	1	1	1					1
USA - United States of America	13	13	13	11	11	11	1	24
VEN - Venezuela	1	2	2					2
Total:	166	169	175	93	92	94	5	269
Number of NPCs:	44	43	44	26	26	26	5	45



Number of Entries By NPC

Número de inscrições por CPN

As of 13 SEP 2016

NPC	Men			Women			Mixed	Total Riders
	TT	RR	Riders	TT	RR	Riders	TR	

Note:

All corrections and updates are available in INFO

Riders in the Mixed Team Relay are already accounted for in the individual events for Total Riders.

Legend:

RR Road race **TR** Team relay **TT** Time trial



Course description, maps and profiles



Ait.	Percurso/Course P1-A	DIR	PAR.	km	To Go	RACE TIME							
						34km/h	35 km/h	38km/h	39 km/h	41 km/h	42km/h		
6	PRAÇA DO PONTAL - ROSA DOS VENTOS	0 _{km}	0,00	0,00	19,38	00:00:00	00:00:00	00:00:00	00:00:00	00:00:00	00:00:00	00:00:00	
4	RUA PROJETADA 1W	↻	0,24	0,24	19,14	00:00:25	00:00:25	00:00:23	00:00:22	00:00:21	00:00:21	00:00:21	
4	ESTRADA DO PONTAL	↻	0,08	0,32	19,06	00:00:34	00:00:33	00:00:30	00:00:30	00:00:28	00:00:27	00:00:27	
8	AV. LUCIO COSTA	↻	0,10	0,42	18,96	00:00:44	00:00:43	00:00:40	00:00:39	00:00:37	00:00:36	00:00:36	
9	AV. LUCIO COSTA	↻	0,20	0,62	18,76	00:01:06	00:01:04	00:00:59	00:00:57	00:00:54	00:00:53	00:00:53	
6	AV. LUCIO COSTA	↻	3,85	4,47	14,91	00:07:53	00:07:40	00:07:03	00:06:53	00:06:32	00:06:23	00:06:23	
9	AV. LUCIO COSTA com AV. PEDRO MOURA	↻	1,33	5,80	13,58	00:10:14	00:09:57	00:09:09	00:08:55	00:08:29	00:08:17	00:08:17	
11	AV. LUCIO COSTA ROTATÓRIA	↻	2,45	8,25	11,13	00:14:34	00:14:09	00:13:02	00:12:42	00:12:04	00:11:47	00:11:47	
7	ESTRADA BENVINDO DE NOVAES	↻	0,64	8,89	10,49	00:15:41	00:15:14	00:14:02	00:13:41	00:13:01	00:12:42	00:12:42	
10	ESTRADA BENVINDO DE NOVAES	↻	0,38	9,27	10,11	00:16:22	00:15:53	00:14:38	00:14:16	00:13:34	00:13:15	00:13:15	
11	ESTRADA BENVINDO DE NOVAES COM AV. LUCIO COSTA	↻	0,28	9,55	9,83	00:16:51	00:16:22	00:15:05	00:14:42	00:13:59	00:13:39	00:13:39	
12	AV. LUCIO COSTA	↻	0,25	9,80	9,58	00:17:18	00:16:48	00:15:28	00:15:05	00:14:20	00:14:00	00:14:00	
9	AV. LúCIO COSTA - PRAÇA DO PONTAL (begin 2nd lap)	↻	0,20	10,00	9,38	00:17:39	00:17:09	00:15:47	00:15:23	00:14:38	00:14:17	00:14:17	
6	AV. LUCIO COSTA	↻	3,86	13,86	5,52	00:24:28	00:23:46	00:21:53	00:21:19	00:20:17	00:19:48	00:19:48	
9	AV. LUCIO COSTA com AV. PEDRO MOURA	↻	1,33	15,19	4,19	00:26:48	00:26:02	00:23:59	00:23:22	00:22:14	00:21:42	00:21:42	
11	AV. LUCIO COSTA ROTATÓRIA	↻	2,45	17,64	1,74	00:31:08	00:30:14	00:27:51	00:27:08	00:25:49	00:25:12	00:25:12	
7	ESTRADA BENVINDO DE NOVAES	↻	0,64	18,28	1,10	00:32:16	00:31:20	00:28:52	00:28:07	00:26:45	00:26:07	00:26:07	
6	ESTRADA BENVINDO DE NOVAES - LAST KM	↻	0,10	18,38	1,00	00:32:26	00:31:31	00:29:01	00:28:17	00:26:54	00:26:15	00:26:15	
10	ESTRADA BENVINDO DE NOVAES	↻	0,27	18,65	0,73	00:32:55	00:31:58	00:29:27	00:28:42	00:27:18	00:26:39	00:26:39	
11	ESTRADA BENVINDO DE NOVAES COM AV. LUCIO COSTA	↻	0,28	18,93	0,45	00:33:24	00:32:27	00:29:53	00:29:07	00:27:42	00:27:03	00:27:03	
12	AV. LUCIO COSTA	↻	0,25	19,18	0,20	00:33:51	00:32:53	00:30:17	00:29:30	00:28:04	00:27:24	00:27:24	
9	AV. LUCIO COSTA - PRAÇA DO PONTAL	↻	0,20	19,38	0,00	00:34:12	00:33:13	00:30:36	00:29:49	00:28:22	00:27:41	00:27:41	

Last rider from morning session estimated finishing time


11:14:12

Alt.	Percurso/Course P1-B	DIR	PAR.	km	To Go	RACE TIME							
						32km/h	35km/h	40km/h	42km/h	44km/h			
6	LARGADA PRAÇA DO PONTAL - ROSA DOS VENTOS		0,00	0,00	29,38	00:00:00	00:00:00	00:00:00	00:00:00	00:00:00	00:00:00		
4	RUA PROJETADA 1W		0,24	0,24	29,14	00:00:27	00:00:25	00:00:22	00:00:21	00:00:20			
4	ESTRADA DO PONTAL		0,08	0,32	29,06	00:00:36	00:00:33	00:00:29	00:00:27	00:00:26			
8	AV. LUCIO COSTA		0,10	0,42	28,96	00:00:47	00:00:43	00:00:38	00:00:36	00:00:34			
9	AV. LUCIO COSTA		0,20	0,62	28,76	00:01:10	00:01:04	00:00:56	00:00:53	00:00:51			
6	AV. LUCIO COSTA		6,34	6,96	22,43	00:13:02	00:11:55	00:10:26	00:09:56	00:09:29			
9	AV. LUCIO COSTA com AV. PEDRO MOURA		3,85	10,81	18,58	00:20:16	00:18:31	00:16:12	00:15:26	00:14:44			
11	AV. LUCIO COSTA ROTATÓRIA		2,45	13,26	16,13	00:24:51	00:22:43	00:19:53	00:18:56	00:18:04			
7	ESTRADA BENVINDO DE NOVAES		0,64	13,90	15,49	00:26:03	00:23:49	00:20:51	00:19:51	00:18:57			
10	ESTRADA BENVINDO DE NOVAES		0,38	14,28	15,11	00:26:46	00:24:28	00:21:25	00:20:24	00:19:28			
11	ESTRADA BENVINDO DE NOVAES COM AV. LUCIO COSTA		0,28	14,56	14,83	00:27:17	00:24:57	00:21:50	00:20:48	00:19:51			
12	AV. LUCIO COSTA		0,25	14,81	14,58	00:27:46	00:25:23	00:22:12	00:21:09	00:20:11			
9	AV. LÚCIO COSTA - PRAÇA DO PONTAL (begin 2nd lap)		0,20	15,01	14,38	00:28:08	00:25:43	00:22:30	00:21:26	00:20:28			
6	AV. LUCIO COSTA		6,34	21,34	8,04	00:40:01	00:36:35	00:32:01	00:30:29	00:29:06			
9	AV. LUCIO COSTA com AV. PEDRO MOURA		3,85	25,19	4,19	00:47:14	00:43:11	00:37:47	00:35:59	00:34:21			
11	AV. LUCIO COSTA ROTATÓRIA		2,45	27,64	1,74	00:51:50	00:47:23	00:41:28	00:39:29	00:37:41			
7	ESTRADA BENVINDO DE NOVAES		0,64	28,28	1,10	00:53:02	00:48:29	00:42:25	00:40:24	00:38:34			
6	ESTRADA BENVINDO DE NOVAES - LAST KM		0,10	28,38	1,00	00:53:13	00:48:39	00:42:34	00:40:33	00:38:42			
10	ESTRADA BENVINDO DE NOVAES		0,27	28,65	0,73	00:53:43	00:49:07	00:42:59	00:40:56	00:39:04			
11	ESTRADA BENVINDO DE NOVAES COM AV. LUCIO COSTA		0,28	28,93	0,45	00:54:15	00:49:36	00:43:24	00:41:20	00:39:27			
12	AV. LUCIO COSTA		0,25	29,18	0,20	00:54:43	00:50:01	00:43:46	00:41:41	00:39:47			
9	AV. LÚCIO COSTA - PRAÇA DO PONTAL		0,20	29,38	0,00	00:55:05	00:50:22	00:44:04	00:41:58	00:40:04			
Last rider from afternoon session estimated finishing time						16:11:08							

Time Trial 10km - P1A



Time Trial 15km - P1B

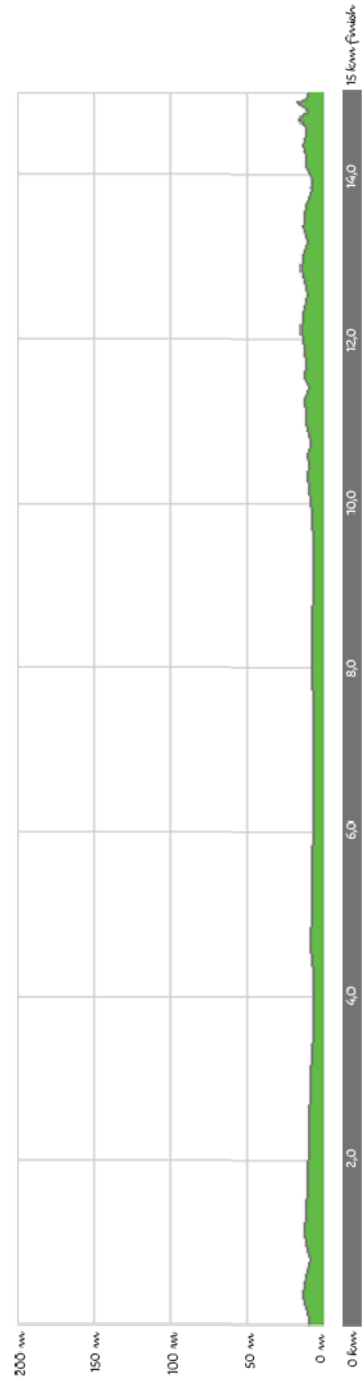


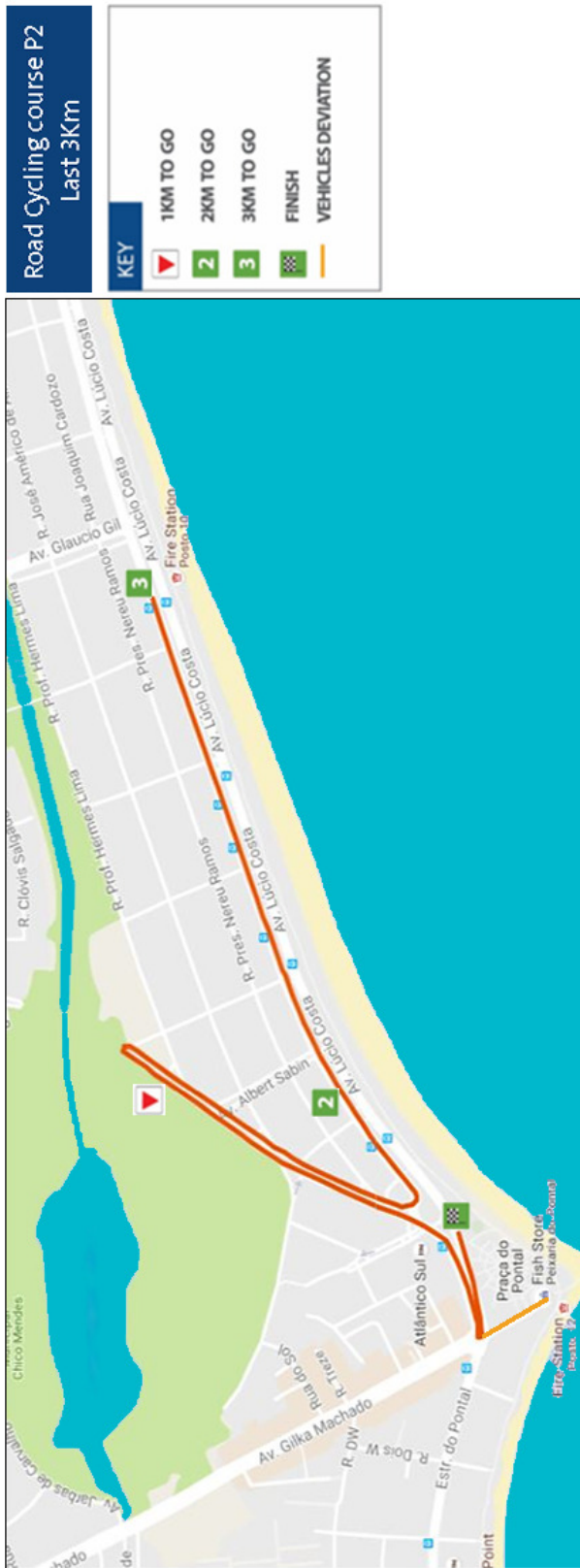
Alt.	Percurso/Course P2	DJP	PAR.	MEN = H1-2										MEN = H3 / H4 / H5										MEN = T1-2									
				WOMEM = H1-4 / H5										WOMEM = T1-2										WOMEM = T1-2									
				km	To Go	30km/h	32km/h	34km/h	km	To Go	37km/h	38km/h	39km/h	km	To Go	30km/h	32km/h	34km/h	km	To Go	30km/h	32km/h	34km/h										
10	LARGADA AV. LUCIO COSTA	0 _{min}	0,00	45,00	00:00:00	00:00:00	00:00:00	00:00:00	00:00:00	00:00:00	0,00	60,00	00:00:00	00:00:00	00:00:00	0,00	30,00	00:00:00	00:00:00	00:00:00													
5	AV. LUCIO COSTA	↻	6,18	38,83	00:12:21	00:11:35	00:10:54	00:10:54	00:10:54	00:10:54	6,18	53,83	00:10:01	00:09:45	00:09:30	6,18	23,83	00:12:21	00:11:35	00:10:54													
10	AV. LUCIO COSTA com AV. PEDRO MOURA	↻	3,66	35,17	00:19:40	00:18:26	00:17:21	00:17:21	00:17:21	9,83	50,17	00:15:56	00:15:31	00:15:07	9,83	20,17	00:19:40	00:18:26	00:17:21														
9	AV. PEDRO MOURA	↻	0,64	34,54	00:20:56	00:19:37	00:18:28	00:18:28	00:18:28	10,47	49,54	00:16:58	00:16:31	00:16:06	10,47	19,54	00:20:56	00:19:37	00:18:28														
10	AV. LUCIO COSTA	↻	0,44	34,10	00:21:48	00:20:26	00:19:14	00:19:14	00:19:14	10,90	49,10	00:17:41	00:17:13	00:16:46	10,90	19,10	00:21:48	00:20:26	00:19:14														
10	AV. LUCIO COSTA ROTATORIA	↻	2,33	31,77	00:26:28	00:24:48	00:23:21	00:23:21	00:23:21	13,23	46,77	00:21:27	00:20:53	00:20:21	13,23	16,77	00:26:28	00:24:48	00:23:21														
7	ESTRADA BENVINDO DE NOVAES	↻	0,65	31,12	00:27:46	00:26:01	00:24:30	00:24:30	00:24:30	13,88	46,12	00:22:30	00:21:55	00:21:21	13,88	16,12	00:27:46	00:26:01	00:24:30														
10	ESTRADA BENVINDO DE NOVAES	↻	0,37	30,75	00:28:30	00:26:43	00:25:09	00:25:09	00:25:09	14,25	45,75	00:23:06	00:22:30	00:21:55	14,25	15,75	00:28:30	00:26:43	00:25:09														
11	ESTRADA BENVINDO DE NOVAES COM AV. LUCIO COSTA	↻	0,25	30,50	00:29:00	00:27:11	00:25:35	00:25:35	00:25:35	14,50	45,50	00:23:31	00:22:54	00:22:18	14,50	15,50	00:29:00	00:27:11	00:25:35														
10	AV. LUCIO COSTA	↻	0,30	30,20	00:29:36	00:27:45	00:26:07	00:26:07	00:26:07	14,80	45,20	00:24:00	00:23:22	00:22:46	14,80	15,20	00:29:36	00:27:45	00:26:07														
10	AV. LUCIO COSTA	↻	0,10	30,10	00:29:48	00:27:56	00:26:18	00:26:18	00:26:18	14,90	45,10	00:24:10	00:23:32	00:22:55	14,90	15,10	00:29:48	00:27:56	00:26:18														
14	AV. LUCIO COSTA - PRAÇA DO PONTAL	↻	0,10	30,00	00:30:00	00:28:07	00:26:28	00:26:28	00:26:28	15,00	45,00	00:24:19	00:23:41	00:23:05	15,00	15,00	00:30:00	00:28:07	00:26:28														
5	AV. LUCIO COSTA	↻	6,18	21,18	23,83	00:42:21	00:39:42	00:37:22	00:37:22	21,18	38,83	00:34:20	00:33:26	00:32:35	21,18																		
10	AV. LUCIO COSTA com AV. PEDRO MOURA	↻	3,66	24,83	20,17	00:49:40	00:46:33	00:43:49	00:43:49	24,83	35,17	00:40:16	00:39:12	00:38:12	24,83																		
9	AV. PEDRO MOURA	↻	0,64	25,47	19,54	00:50:56	00:47:45	00:44:56	00:44:56	25,47	34,54	00:41:18	00:40:12	00:39:11	25,47																		
10	AV. LUCIO COSTA	↻	0,44	25,90	19,10	00:51:48	00:48:34	00:45:42	00:45:42	25,90	34,10	00:42:00	00:40:54	00:39:51	25,90																		
10	AV. LUCIO COSTA ROTATORIA	↻	2,33	28,23	16,77	00:56:28	00:52:56	00:49:49	00:49:49	28,23	31,77	00:45:47	00:44:34	00:43:26	28,23																		
7	ESTRADA BENVINDO DE NOVAES	↻	0,65	28,88	16,12	00:57:46	00:54:09	00:50:58	00:50:58	28,88	31,12	00:46:50	00:45:36	00:44:26	28,88																		
10	ESTRADA BENVINDO DE NOVAES	↻	0,37	29,25	15,75	00:58:30	00:54:51	00:51:37	00:51:37	29,25	30,75	00:47:26	00:46:11	00:45:00	29,25																		
11	ESTRADA BENVINDO DE NOVAES COM AV. LUCIO COSTA	↻	0,25	29,50	15,50	00:59:00	00:55:19	00:52:04	00:52:04	29,50	30,50	00:47:50	00:46:35	00:45:23	29,50																		
10	AV. LUCIO COSTA	↻	0,30	29,80	15,20	00:59:36	00:55:53	00:52:35	00:52:35	29,80	30,20	00:48:19	00:47:03	00:45:51	29,80																		
10	AV. LUCIO COSTA	↻	0,10	29,90	15,10	00:59:48	00:56:04	00:52:46	00:52:46	29,90	30,10	00:48:29	00:47:13	00:46:00	29,90																		
14	AV. LUCIO COSTA - PRAÇA DO PONTAL	↻	0,10	30,00	15,00	01:00:00	00:56:15	00:52:56	00:52:56	30,00	30,00	00:48:39	00:47:22	00:46:09	30,00																		

Alt.	Percurso/Course P2	DIR	PAR.	MEN = H1-2 WOMEM = H1-4 / H5						MEN = H3 / H4 / H5						MEN = T1-2 WOMEM = T1-2						
				To Go	30km/h	32km/h	34km/h	km	To Go	37km/h	38km/h	39km/h	km	To Go	30km/h	32km/h	34km/h	km	To Go	30km/h	32km/h	34km/h
				Início 3ª volta / Begin 3rd lap						Início 4ª volta / Begin 4th lap						Início 2ª volta / Begin 2nd lap						
5	AV. LUCIO COSTA	↻	6,18	—	—	—	—	36,18	00:58:40	00:57:07	00:55:39	—	—	—	—	—	—	—	—	—	—	
10	AV. LUCIO COSTA com AV. PEDRO MOURA	↻	3,66	—	—	—	—	39,83	01:04:35	01:02:53	01:01:17	—	—	—	—	—	—	—	—	—	—	
9	AV. PEDRO MOURA	↻	0,64	—	—	—	—	40,47	01:05:37	01:03:54	01:02:15	—	—	—	—	—	—	—	—	—	—	
10	AV. LUCIO COSTA	↻	0,44	—	—	—	—	40,90	01:06:19	01:04:35	01:02:55	—	—	—	—	—	—	—	—	—	—	
10	AV. LUCIO COSTA ROTATÓRIA	↻	2,33	—	—	—	—	43,23	01:10:06	01:08:15	01:06:30	—	—	—	—	—	—	—	—	—	—	
7	ESTRADA BENVINDO DE NOVAES	↻	0,65	—	—	—	—	43,88	01:11:09	01:09:17	01:07:30	—	—	—	—	—	—	—	—	—	—	
10	ESTRADA BENVINDO DE NOVAES	↻	0,37	—	—	—	—	44,25	01:11:45	01:09:52	01:08:05	—	—	—	—	—	—	—	—	—	—	
11	ESTRADA BENVINDO DE NOVAES COM AV. LUCIO COSTA	↻	0,25	—	—	—	—	44,50	01:12:10	01:10:16	01:08:28	—	—	—	—	—	—	—	—	—	—	
10	AV. LUCIO COSTA	↻	0,30	—	—	—	—	44,80	01:12:39	01:10:44	01:08:55	—	—	—	—	—	—	—	—	—	—	
10	AV. LUCIO COSTA	↻	0,10	—	—	—	—	44,90	01:12:49	01:10:54	01:09:05	—	—	—	—	—	—	—	—	—	—	
14	AV. LUCIO COSTA - PRAÇA DO PONTAL	↻	0,10	—	—	—	—	45,00	01:12:58	01:11:03	01:09:14	—	—	—	—	—	—	—	—	—	—	
5	AV. LUCIO COSTA	↻	6,18	36,18	8,83	01:12:21	01:07:50	01:03:50	51,18	8,83	01:22:59	01:20:48	01:18:44	21,18	8,83	00:42:21	00:39:42	00:37:22	—	—	—	
10	AV. LUCIO COSTA com AV. PEDRO MOURA	↻	3,66	39,83	5,17	01:19:40	01:14:41	01:10:17	54,83	5,17	01:28:55	01:26:34	01:24:21	24,83	5,17	00:49:40	00:46:33	00:43:49	—	—	—	
9	AV. PEDRO MOURA	↻	0,64	40,47	4,54	01:20:56	01:15:52	01:11:25	55,47	4,54	01:29:57	01:27:35	01:25:20	25,47	4,54	00:50:56	00:47:45	00:44:56	—	—	—	
10	AV. LUCIO COSTA	↻	0,44	40,90	4,10	01:21:48	01:16:41	01:12:11	55,90	4,10	01:30:39	01:28:16	01:26:00	25,90	4,10	00:51:48	00:48:34	00:45:42	—	—	—	
10	AV. LUCIO COSTA ROTATÓRIA	↻	2,33	43,23	1,77	01:26:28	01:21:03	01:16:17	58,23	1,77	01:34:26	01:31:57	01:29:35	28,23	1,77	00:56:28	00:52:56	00:49:49	—	—	—	
7	ESTRADA BENVINDO DE NOVAES	↻	0,65	43,88	1,12	01:27:46	01:22:17	01:17:26	58,88	1,12	01:35:29	01:32:58	01:30:35	28,88	1,12	00:57:46	00:54:09	00:50:58	—	—	—	
6	ESTRADA BENVINDO DE NOVAES	↻	0,12	44,00	1,00	01:28:00	01:22:30	01:17:39	59,00	1,00	01:35:41	01:33:09	01:30:46	29,00	0,75	00:58:00	00:54:23	00:51:11	—	—	—	
10	ESTRADA BENVINDO DE NOVAES	↻	0,25	44,25	0,75	01:28:30	01:22:58	01:18:05	59,25	0,75	01:36:05	01:33:33	01:31:09	29,25	0,50	00:58:30	00:54:51	00:51:37	—	—	—	
11	ESTRADA BENVINDO DE NOVAES COM AV. LUCIO COSTA	↻	0,25	44,50	0,50	01:29:00	01:23:26	01:18:32	59,50	0,50	01:36:29	01:33:57	01:31:32	29,50	0,20	00:59:00	00:55:19	00:52:04	—	—	—	
10	AV. LUCIO COSTA	↻	0,30	44,80	0,20	01:29:36	01:24:00	01:19:04	59,80	0,20	01:36:58	01:34:25	01:32:00	29,80	0,10	00:59:36	00:55:53	00:52:35	—	—	—	
14	AV. LUCIO COSTA - PRAÇA DO PONTAL	↻	0,20	45,00	0,00	01:30:00	01:24:22	01:19:25	60,00	0,00	01:37:18	01:34:44	01:32:18	30,00	0,10	01:00:00	00:56:15	00:52:56	—	—	—	



Road Race P2 - 15 km



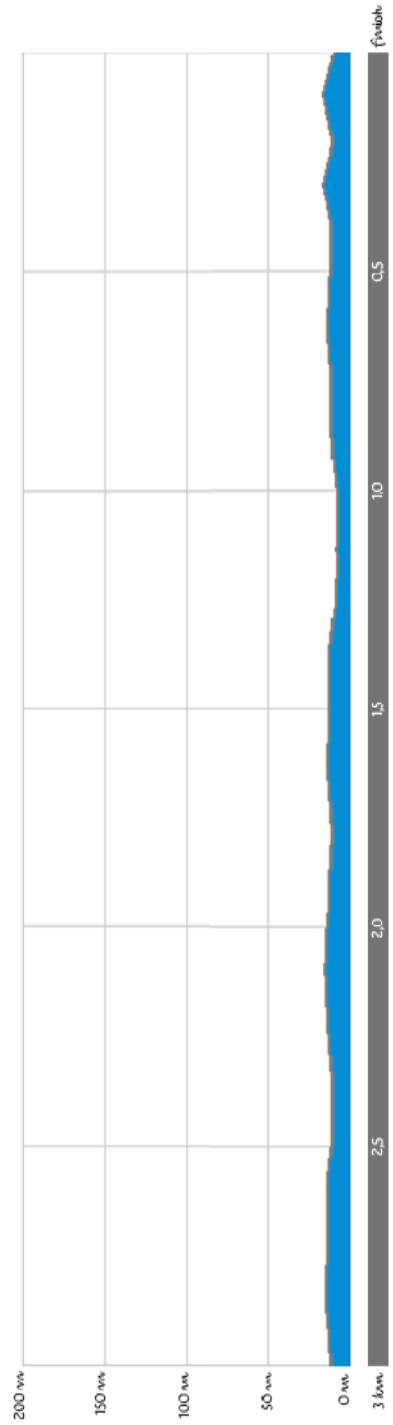


Road Cycling course P2
Last 3Km

KEY

- 1KM TO GO
- 2KM TO GO
- 3KM TO GO
- FINISH
- VEHICLES DEVIATION

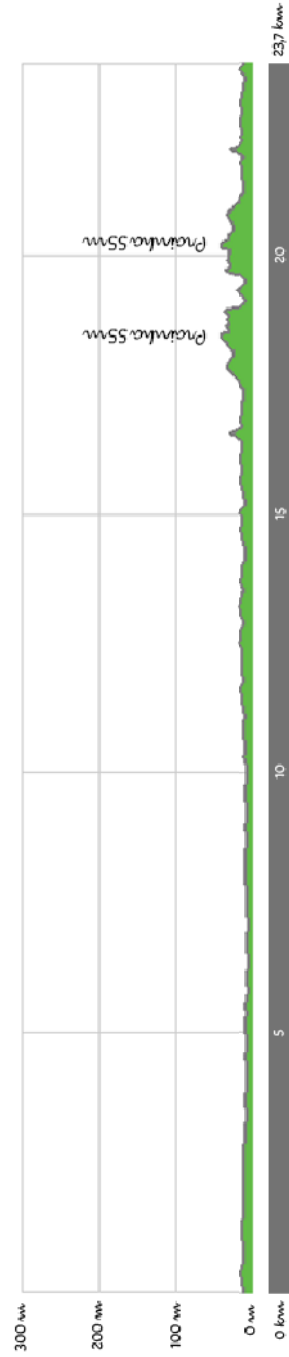
Road Race P2 - Last 3km

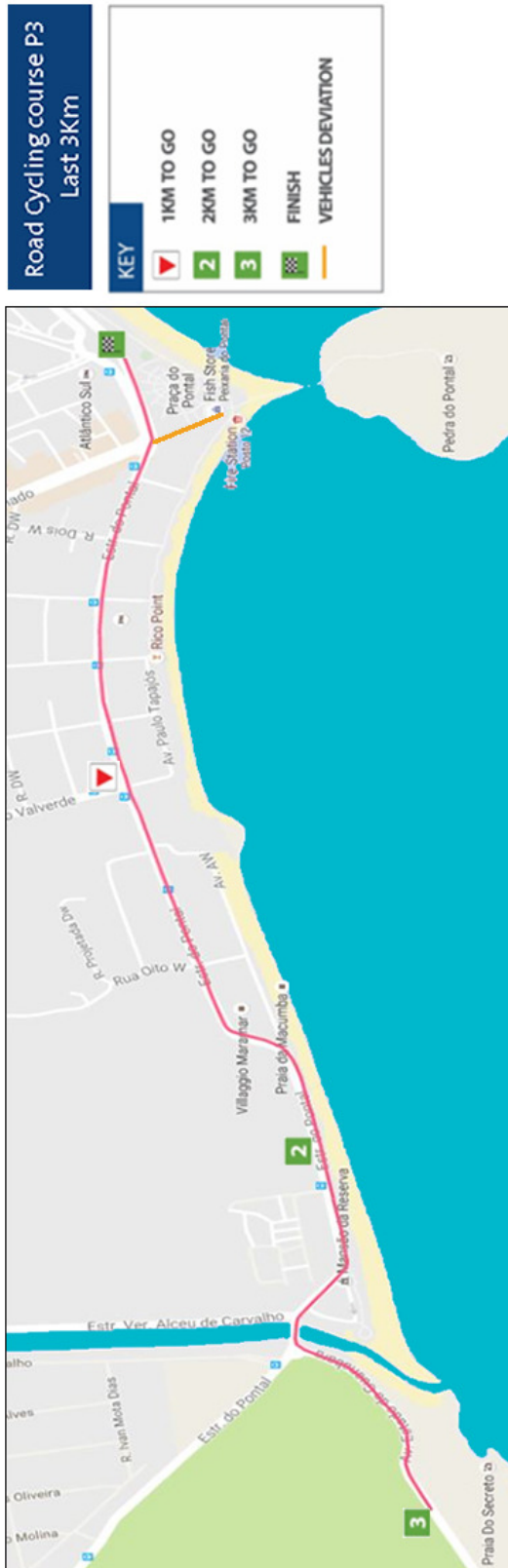


Alt.	Percurso/Course P3	PAR.	MEN = C 1-3 (3LAPS)					WOMEN = C 1-3 (2 LAPS)				
			km	To Go	38km/h	40km/h	42km/h	km	To Go	32km/h	33km/h	34km/h
10	LARGADA AV. LUCIO COSTA	0,00	0,00	71,10	09:30:00	09:30:00	09:30:00	0,00	47,40	09:35:00	09:35:00	09:35:00
5	AV. LUCIO COSTA	6,18	6,18	64,93	09:39:45	09:39:16	09:38:49	6,18	41,23	09:46:35	09:46:14	09:45:54
10	AV. LUCIO COSTA com AV. PEDRO MOURA	3,66	9,83	61,27	09:45:31	09:44:45	09:44:03	9,83	37,57	09:53:26	09:52:52	09:52:21
9	AV. PEDRO MOURA	0,64	10,47	60,64	09:46:31	09:45:42	09:44:57	10,47	36,94	09:54:37	09:54:02	09:53:28
10	AV. LUCIO COSTA	0,44	10,90	60,20	09:47:13	09:46:21	09:45:34	10,90	36,50	09:55:26	09:54:49	09:54:14
10	AV. LUCIO COSTA ROTATÓRIA	2,33	13,23	57,87	09:50:53	09:49:51	09:48:54	13,23	34,17	09:59:48	09:59:03	09:58:21
7	ESTRADA BENVINDO DE NOVAES	0,65	13,88	57,22	09:51:55	09:50:49	09:49:50	13,88	33,52	10:01:02	10:00:14	09:59:30
10	ESTRADA BENVINDO DE NOVAES	0,37	14,25	56,85	09:52:30	09:51:22	09:50:21	14,25	33,15	10:01:43	10:00:55	10:00:09
11	ESTRADA BENVINDO DE NOVAES COM AV. LUCIO COSTA	0,25	14,50	56,60	09:52:54	09:51:45	09:50:43	14,50	32,90	10:02:11	10:01:22	10:00:35
10	AV. LUCIO COSTA com ESTRADA DO PONTAL	0,65	15,15	55,95	09:53:55	09:52:43	09:51:39	15,15	32,25	10:03:24	10:02:33	10:01:44
10	ESTRADA DO PONTAL	2,03	17,18	53,92	09:57:08	09:55:46	09:54:33	17,18	30,22	10:07:13	10:06:14	10:05:19
10	PONTE ESTRADA DO PONTAL SOBRE CANAL DO PONTAL	0,24	17,42	53,68	09:57:30	09:56:08	09:54:53	17,42	29,98	10:07:40	10:06:40	10:05:44
12	ESTRADA DO PONTAL com AV. ESTADO DA GUANABARA	0,08	17,50	53,60	09:57:38	09:56:15	09:55:00	17,50	29,90	10:07:49	10:06:49	10:05:53
55	AV. ESTADO DA GUANABARA	0,90	18,40	52,70	09:59:03	09:57:36	09:56:17	18,40	29,00	10:09:30	10:08:27	10:07:28
26	AV. ESTADO DA GUANABARA - PRAINHA	0,60	19,00	52,10	10:00:00	09:58:30	09:57:09	19,00	28,40	10:10:37	10:09:33	10:08:32
16	AV. ESTADO DA GUANABARA (PEDRA)	0,30	19,30	51,80	10:00:28	09:58:57	09:57:34	19,30	28,10	10:11:11	10:10:05	10:09:04
26	AV. ESTADO DA GUANABARA - PRAINHA	0,35	19,65	51,45	10:01:02	09:59:28	09:58:04	19,65	27,75	10:11:51	10:10:44	10:09:41
55	AV. ESTADO DA GUANABARA	0,55	20,20	50,90	10:01:54	10:00:18	09:58:51	20,20	27,20	10:12:53	10:11:44	10:10:39
12	AV. ESTADO DA GUANABARA COM ESTRADA DO PONTAL	0,97	21,17	49,93	10:03:26	10:01:45	10:00:15	21,17	26,23	10:14:42	10:13:29	10:12:22
9	ESTRADA DO PONTAL	0,08	21,25	49,85	10:03:33	10:01:52	10:00:21	21,25	26,15	10:14:51	10:13:38	10:12:30
12	ESTRADA DO PONTAL com AV. PAULO TAPAJÓS	0,67	21,92	49,18	10:04:37	10:02:53	10:01:19	21,92	25,48	10:16:06	10:14:51	10:13:41
10	ESTRADA DO PONTAL com AV. LUCIO COSTA	1,58	23,50	47,60	10:07:06	10:05:15	10:03:34	23,50	23,90	10:19:04	10:17:44	10:16:28
10	AV. LUCIO COSTA	0,10	23,60	47,50	10:07:16	10:05:24	10:03:43	23,60	23,80	10:19:15	10:17:55	10:16:39
10	AV. LUCIO COSTA - PRAÇA DO PONTAL	0,10	23,70	47,40	10:07:25	10:05:33	10:03:51	23,70	23,70	10:19:26	10:18:05	10:16:49
			Início 2ª volta / Begin 2nd lap					Início 2ª volta / Begin 2nd lap				
5	AV. LUCIO COSTA	6,18	29,88	41,23	10:17:10	10:14:49	10:12:41	-	-	-	-	-
10	AV. LUCIO COSTA com AV. PEDRO MOURA	3,66	33,53	37,57	10:22:57	10:20:18	10:17:54	-	-	-	-	-
9	AV. PEDRO MOURA	0,64	34,17	36,94	10:23:57	10:21:15	10:18:48	-	-	-	-	-
10	AV. LUCIO COSTA	0,44	34,60	36,50	10:24:38	10:21:54	10:19:26	-	-	-	-	-
10	AV. LUCIO COSTA ROTATÓRIA	2,33	36,93	34,17	10:28:19	10:25:24	10:22:45	-	-	-	-	-
7	ESTRADA BENVINDO DE NOVAES	0,65	37,58	33,52	10:29:20	10:26:22	10:23:41	-	-	-	-	-
11	ESTRADA BENVINDO DE NOVAES COM AV. LUCIO COSTA	0,25	38,20	32,90	10:30:19	10:27:18	10:24:34	-	-	-	-	-
10	AV. LUCIO COSTA com ESTRADA DO PONTAL	0,65	38,85	32,25	10:31:21	10:28:16	10:25:30	-	-	-	-	-
10	ESTRADA DO PONTAL	2,03	40,88	30,22	10:34:33	10:31:19	10:28:24	-	-	-	-	-
10	PONTE ESTRADA DO PONTAL SOBRE CANAL DO PONTAL	0,24	41,12	29,98	10:34:56	10:31:41	10:28:45	-	-	-	-	-
12	ESTRADA DO PONTAL com AV. ESTADO DA GUANABARA	0,08	41,20	29,90	10:35:03	10:31:48	10:28:51	-	-	-	-	-
55	AV. ESTADO DA GUANABARA	0,90	42,10	29,00	10:36:28	10:33:09	10:30:09	-	-	-	-	-
26	AV. ESTADO DA GUANABARA - PRAINHA	0,60	42,70	28,40	10:37:25	10:34:03	10:31:00	-	-	-	-	-
16	AV. ESTADO DA GUANABARA (PEDRA)	0,30	43,00	28,10	10:37:54	10:34:30	10:31:26	-	-	-	-	-
26	AV. ESTADO DA GUANABARA - PRAINHA	0,35	43,35	27,75	10:38:27	10:35:01	10:31:56	-	-	-	-	-
55	AV. ESTADO DA GUANABARA	0,55	43,90	27,20	10:39:19	10:35:51	10:32:43	-	-	-	-	-
12	AV. ESTADO DA GUANABARA COM ESTRADA DO PONTAL	0,97	44,87	26,23	10:40:51	10:37:18	10:34:06	-	-	-	-	-
9	ESTRADA DO PONTAL	0,08	44,95	26,15	10:40:58	10:37:25	10:34:13	-	-	-	-	-
12	ESTRADA DO PONTAL com AV. PAULO TAPAJÓS	0,67	45,62	25,48	10:42:02	10:38:26	10:35:10	-	-	-	-	-
10	ESTRADA DO PONTAL com AV. LUCIO COSTA	1,58	47,20	23,90	10:44:32	10:40:48	10:37:26	-	-	-	-	-
10	AV. LUCIO COSTA	0,10	47,30	23,80	10:44:41	10:40:57	10:37:34	-	-	-	-	-
10	AV. LUCIO COSTA - PRAÇA DO PONTAL	0,10	47,40	23,70	10:44:51	10:41:06	10:37:43	-	-	-	-	-
			Início 3ª volta / Begin 3rd lap					Início 3ª volta / Begin 3rd lap				
5	AV. LUCIO COSTA	6,18	53,58	17,53	10:54:36	10:50:22	10:46:32	29,88	17,53	10:31:01	10:29:19	10:27:43
10	AV. LUCIO COSTA com AV. PEDRO MOURA	3,66	57,23	13,87	11:00:22	10:55:51	10:51:45	33,53	13,87	10:37:52	10:35:58	10:34:10
9	AV. PEDRO MOURA	0,64	57,87	13,24	11:01:22	10:56:48	10:52:40	34,17	13,24	10:39:04	10:37:07	10:35:17
10	AV. LUCIO COSTA	0,44	58,30	12,80	11:02:03	10:57:27	10:53:17	34,60	12,80	10:39:52	10:37:55	10:36:04
10	AV. LUCIO COSTA ROTATÓRIA	2,33	60,63	10,47	11:05:44	11:00:57	10:56:37	36,93	10,47	10:44:15	10:42:09	10:40:10
7	ESTRADA BENVINDO DE NOVAES	0,65	61,28	9,82	11:06:45	11:01:55	10:57:33	37,58	9,82	10:45:28	10:43:20	10:41:19
10	ESTRADA BENVINDO DE NOVAES	0,37	61,65	9,45	11:07:21	11:02:28	10:58:04	37,95	9,45	10:46:09	10:44:00	10:41:58
11	ESTRADA BENVINDO DE NOVAES COM AV. LUCIO COSTA	0,25	61,90	9,20	11:07:44	11:02:51	10:58:26	38,20	9,20	10:46:38	10:44:27	10:42:25
10	AV. LUCIO COSTA com ESTRADA DO PONTAL	0,65	62,55	8,55	11:08:46	11:03:49	10:59:21	38,85	8,55	10:47:51	10:45:38	10:43:34
10	ESTRADA DO PONTAL	2,03	64,58	6,52	11:11:58	11:06:52	11:02:15	40,88	6,52	10:51:39	10:49:20	10:47:08
10	PONTE ESTRADA DO PONTAL SOBRE CANAL DO PONTAL	0,24	64,82	6,28	11:12:21	11:07:14	11:02:36	41,12	6,28	10:52:06	10:49:46	10:47:34
12	ESTRADA DO PONTAL com AV. ESTADO DA GUANABARA	0,08	64,90	6,20	11:12:28	11:07:21	11:02:43	41,20	6,20	10:52:15	10:49:55	10:47:42
55	AV. ESTADO DA GUANABARA	0,90	65,80	5,30	11:13:54	11:08:42	11:04:00	42,10	5,30	10:53:56	10:51:33	10:49:18
26	AV. ESTADO DA GUANABARA - PRAINHA	0,60	66,40	4,70	11:14:51	11:09:36	11:04:51	42,70	4,70	10:55:04	10:52:38	10:50:21
16	AV. ESTADO DA GUANABARA (PEDRA)	0,30	66,70	4,40	11:15:19	11:10:03	11:05:17	43,00	4,40	10:55:37	10:53:11	10:50:53
26	AV. ESTADO DA GUANABARA - PRAINHA	0,35	67,05	4,05	11:15:52	11:10:34	11:05:47	43,35	4,05	10:56:17	10:53:49	10:51:30
55	AV. ESTADO DA GUANABARA	0,55	67,60	3,50	11:16:44	11:11:24	11:06:34	43,90	3,50	10:57:19	10:54:49	10:52:28
12	AV. ESTADO DA GUANABARA COM ESTRADA DO PONTAL	0,97	68,57	2,53	11:18:16	11:12:51	11:07:57	44,87	2,53	10:59:08	10:56:35	10:54:11
9	ESTRADA DO PONTAL	0,08	68,65	2,45	11:18:24	11:12:58	11:08:04	44,95	2,45	10:59:17	10:56:44	10:54:19
8	ESTRADA DO PONTAL com AV. PAULO TAPAJÓS	0,67	69,32	1,78	11:19:27	11:13:59	11:09:02	45,62	1,78	11:00:32	10:57:57	10:55:30
8	ESTRADA DO PONTAL	0,78	70,10	1,00	11:20:41	11:15:09	11:10:00	46,40	1,00	11:02:00	10:59:22	10:56:53
9	AV. LUCIO COSTA - PRAÇA DO PONTAL	1,00	71,10	0,00	11:22:16	11:16:39	11:11:34	47,40	0,00	11:03:53	11:01:11	10:58:39




Road Race P3 23,7km - course profile





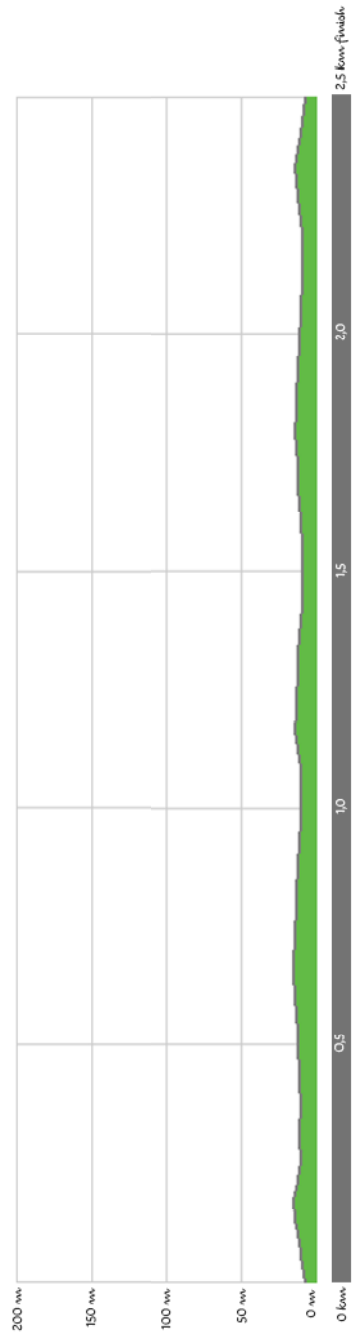
Road Race P3 - Last 3km



Alt.	Percurso/Course P4		DIR	PAR.	km	To Go	36 km/h	38 km/h	40 km/h	42 km/h
8	LARGADA ESTRADO DO PONTAL	1st lap		0,00	0,00	22,50	15:00:00	15:00:00	15:00:00	15:00:00
10	AV. LUCIO COSTA			0,08	0,08	22,42	15:00:08	15:00:08	15:00:07	15:00:07
13	AV. LUCIO COSTA			1,18	1,26	21,25	15:02:06	15:01:59	15:01:53	15:01:48
8	AV. LÚCIO COSTA - PRAÇA DO PONTAL	2nd lap		1,25	2,50	20,00	15:04:10	15:03:57	15:03:45	15:03:34
10	AV. LUCIO COSTA			0,08	2,58	19,92	15:04:18	15:04:04	15:03:52	15:03:41
13	AV. LUCIO COSTA			1,18	3,76	18,75	15:06:15	15:05:56	15:05:38	15:05:22
8	AV. LÚCIO COSTA - PRAÇA DO PONTAL	3rd lap		1,25	5,00	17,50	15:08:20	15:07:54	15:07:30	15:07:09
10	AV. LUCIO COSTA			0,08	5,08	17,42	15:08:28	15:08:01	15:07:37	15:07:15
13	AV. LUCIO COSTA			1,18	6,26	16,25	15:10:25	15:09:53	15:09:23	15:08:56
8	AV. LÚCIO COSTA - PRAÇA DO PONTAL	4th lap		1,25	7,50	15,00	15:12:30	15:11:51	15:11:15	15:10:43
10	AV. LUCIO COSTA			0,08	7,58	14,92	15:12:38	15:11:58	15:11:22	15:10:50
13	AV. LUCIO COSTA			1,18	8,76	13,75	15:14:36	15:13:49	15:13:08	15:12:30
8	AV. LÚCIO COSTA - PRAÇA DO PONTAL	5th lap		1,25	10,00	12,50	15:16:40	15:15:47	15:15:00	15:14:17
10	AV. LUCIO COSTA			0,08	10,08	12,42	15:16:48	15:15:55	15:15:07	15:14:24
13	AV. LUCIO COSTA			1,18	11,26	11,25	15:18:46	15:17:46	15:16:53	15:16:05
8	AV. LÚCIO COSTA - PRAÇA DO PONTAL	6th lap		1,25	12,50	10,00	15:20:50	15:19:44	15:18:45	15:17:51
10	AV. LUCIO COSTA			0,08	12,58	9,92	15:20:58	15:19:52	15:18:52	15:17:58
13	AV. LUCIO COSTA			1,18	13,76	8,75	15:22:55	15:21:43	15:20:38	15:19:39
8	AV. LÚCIO COSTA - PRAÇA DO PONTAL	7th lap		1,25	15,00	7,50	15:25:00	15:23:41	15:22:30	15:21:26
10	AV. LUCIO COSTA			0,08	15,08	7,42	15:25:08	15:23:49	15:22:37	15:21:33
13	AV. LUCIO COSTA			1,18	16,26	6,25	15:27:05	15:25:40	15:24:23	15:23:13
8	AV. LÚCIO COSTA - PRAÇA DO PONTAL	8th lap		1,25	17,50	5,00	15:29:10	15:27:38	15:26:15	15:25:00
10	AV. LUCIO COSTA			0,08	17,58	4,92	15:29:18	15:27:45	15:26:22	15:25:07
13	AV. LUCIO COSTA			1,18	18,76	3,75	15:31:15	15:29:37	15:28:08	15:26:48
8	AV. LÚCIO COSTA - PRAÇA DO PONTAL	9th lap		1,25	20,00	2,50	15:33:20	15:31:35	15:30:00	15:28:34
10	AV. LUCIO COSTA			0,08	20,08	2,42	15:33:28	15:31:42	15:30:07	15:28:41
13	AV. LUCIO COSTA			1,18	21,26	1,25	15:35:25	15:33:34	15:31:53	15:30:22
8	AV. LÚCIO COSTA - PRAÇA DO PONTAL			1,25	22,50	0,00	15:37:30	15:35:32	15:33:45	15:32:09

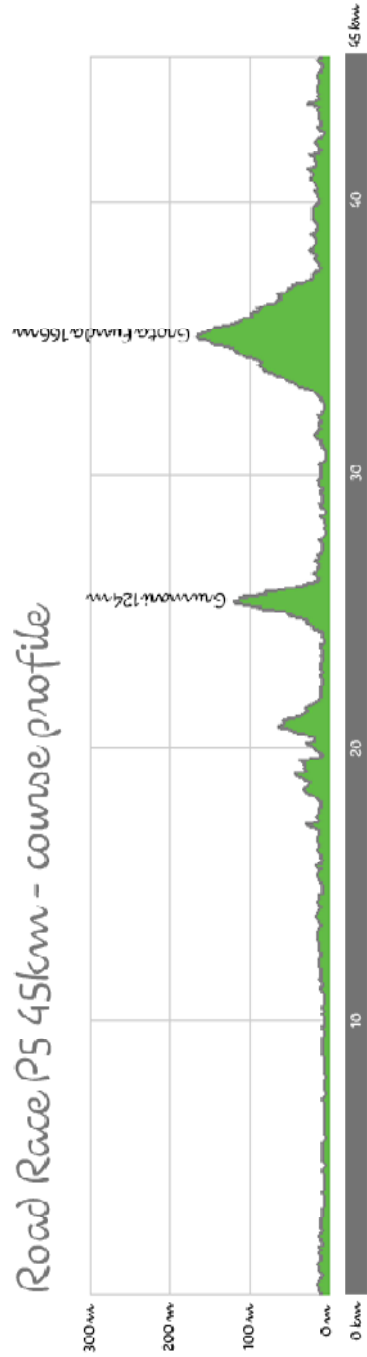
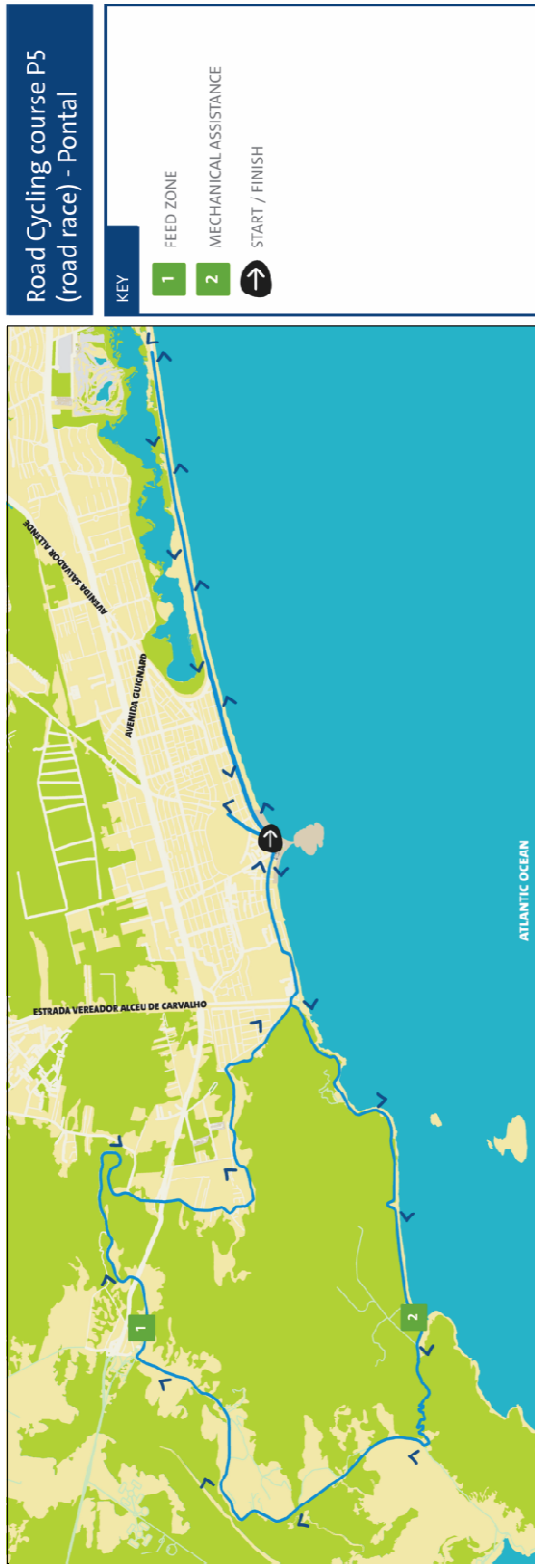


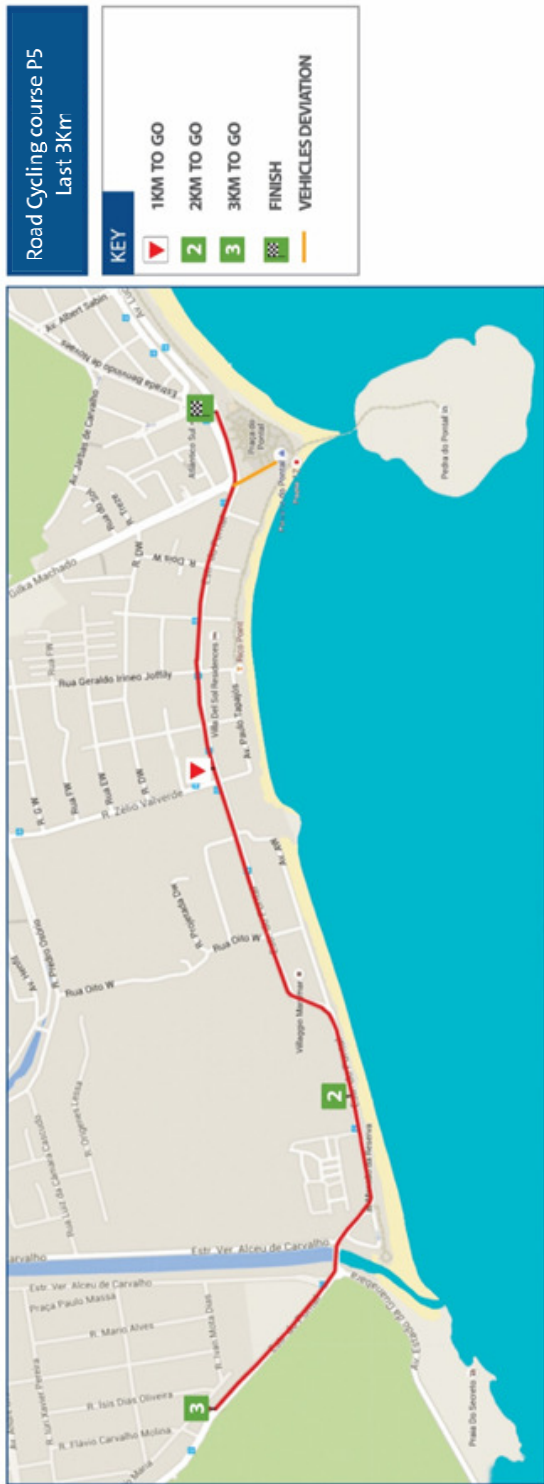
Team Relay - P4 course profile



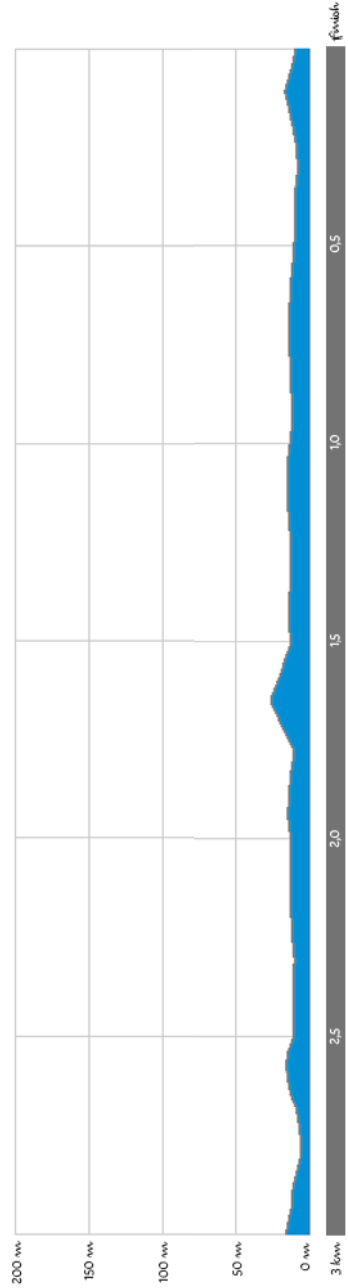
Alt.	Precourse/Course PS	MEN C 4-5 84.7 km 2 / 2 laps				WOMEN C 4-5 75 km 3 / 1 laps				MEN B 114.5 km 4 / 2 laps				WOMEN B 84.7 km 2 / 2 laps							
		km	To Go	40minh	42minh	44minh	km	To Go	40minh	42minh	44minh	km	To Go	40minh	42minh	44minh	km	To Go	40minh	42minh	44minh
10	LARGADA AV. LUCIO COSTA	0.00	84.70	09:30.00	09:30.00	09:30.00	0.00	74.98	09:35.00	09:35.00	09:35.00	0.00	114.70	13:00.00	13:00.00	13:00.00	0.00	84.70	13:05.00	13:05.00	13:05.00
5	AV. LUCIO COSTA	6.65	78.05	09:39.56	09:39.30	09:39.04	6.65	68.33	09:46.44	09:46.05	09:45.30	6.65	108.05	13:09.58	13:09.30	13:09.04	6.65	78.05	13:10.05	13:10.05	13:10.05
10	AV. LUCIO COSTA com AV. PEDRO MOURA	4.05	74.00	09:46.03	09:45.17	09:44.35	10.70	64.28	09:53.53	09:52.50	09:51.53	10.70	104.00	13:16.03	13:15.17	13:14.35	10.70	74.00	13:22.50	13:22.50	13:21.03
10	AV. LUCIO COSTA ROTATORIA	2.55	71.45	09:49.52	09:48.56	09:48.04	13.25	61.73	09:58.23	09:57.05	09:55.55	13.25	101.45	13:19.52	13:18.56	13:18.04	13.25	71.45	13:27.05	13:25.55	13:24.53
7	ESTRADA BENWINDO DE NOVAES	0.64	13.89	09:50.50	09:49.51	09:48.56	13.89	61.09	09:58.31	09:58.09	09:56.56	13.89	100.81	13:20.50	13:19.51	13:18.56	13.89	70.81	13:28.09	13:26.56	13:25.50
10	ESTRADA BENWINDO DE NOVAES	0.38	14.27	09:51.24	09:50.23	09:49.28	14.27	60.71	10:00.11	09:59.47	09:57.92	14.27	100.43	13:21.24	13:20.23	13:19.28	14.27	70.43	13:28.47	13:27.32	13:26.24
11	ESTRADA BENWINDO DE NOVAES COM AV. LUCIO COSTA	0.28	14.55	09:51.49	09:50.47	09:49.50	14.55	60.43	10:00.41	09:59.15	09:57.58	14.55	100.15	13:21.49	13:20.47	13:19.50	14.55	70.15	13:29.15	13:27.58	13:26.50
10	AV. LUCIO COSTA	0.25	14.80	09:52.12	09:51.09	09:50.11	14.80	60.18	10:01.07	09:59.40	09:58.22	14.80	99.90	13:22.12	13:21.09	13:20.11	14.80	69.90	13:29.40	13:28.22	13:27.12
10	AV. LUCIO COSTA	0.10	14.90	09:52.21	09:51.17	09:50.19	14.90	60.08	10:01.18	09:59.50	09:58.32	14.90	99.80	13:22.21	13:21.17	13:20.19	14.80	69.80	13:29.40	13:28.22	13:27.12
14	AV. LUCIO COSTA - PRAÇA DO PONTAL	0.10	15.00	09:52.30	09:51.26	09:50.27	15.00	59.98	10:01.28	10:00.00	09:58.41	15.00	99.70	13:22.30	13:21.26	13:20.27	14.80	69.80	13:29.40	13:28.22	13:27.30
5	AV. LUCIO COSTA	6.65	-	-	-	-	-	-	-	-	-	21.65	93.05	13:32.28	13:30.55	13:29.31	-	-	-	-	-
10	AV. LUCIO COSTA com AV. PEDRO MOURA	4.05	-	-	-	-	-	-	-	-	-	25.70	89.00	13:38.33	13:36.43	13:35.02	-	-	-	-	-
10	AV. LUCIO COSTA ROTATORIA	2.55	-	-	-	-	-	-	-	-	-	28.25	86.45	13:42.22	13:40.21	13:38.31	-	-	-	-	-
7	ESTRADA BENWINDO DE NOVAES	0.64	-	-	-	-	-	-	-	-	-	28.89	85.81	13:43.20	13:41.16	13:39.24	-	-	-	-	-
10	ESTRADA BENWINDO DE NOVAES	0.38	-	-	-	-	-	-	-	-	-	29.27	85.43	13:43.54	13:41.49	13:39.55	-	-	-	-	-
11	ESTRADA BENWINDO DE NOVAES COM AV. LUCIO COSTA	0.28	-	-	-	-	-	-	-	-	-	29.55	85.15	13:44.19	13:42.13	13:40.18	-	-	-	-	-
10	AV. LUCIO COSTA	0.25	-	-	-	-	-	-	-	-	-	29.80	84.90	13:44.42	13:42.34	13:40.38	-	-	-	-	-
10	AV. LUCIO COSTA	0.10	-	-	-	-	-	-	-	-	-	29.90	84.80	13:44.51	13:42.43	13:40.46	-	-	-	-	-
14	AV. LUCIO COSTA - PRAÇA DO PONTAL	0.10	-	-	-	-	-	-	-	-	-	30.00	84.70	13:45.00	13:42.51	13:40.55	-	-	-	-	-
5	AV. LUCIO COSTA	6.65	-	-	-	-	-	-	-	-	-	21.65	53.33	10:13.12	10:11.05	10:08.11	-	-	-	-	-
10	AV. LUCIO COSTA com AV. PEDRO MOURA	4.05	-	-	-	-	-	-	-	-	-	25.70	49.28	10:20.21	10:17.50	10:15.34	-	-	-	-	-
10	AV. LUCIO COSTA ROTATORIA	2.55	-	-	-	-	-	-	-	-	-	28.25	46.73	10:24.51	10:22.05	10:19.36	-	-	-	-	-
7	ESTRADA BENWINDO DE NOVAES	0.64	-	-	-	-	-	-	-	-	-	28.89	46.09	10:25.59	10:23.09	10:20.37	-	-	-	-	-
10	ESTRADA BENWINDO DE NOVAES	0.38	-	-	-	-	-	-	-	-	-	29.27	45.71	10:26.39	10:23.47	10:21.13	-	-	-	-	-
11	ESTRADA BENWINDO DE NOVAES COM AV. LUCIO COSTA	0.28	-	-	-	-	-	-	-	-	-	29.55	45.43	10:27.09	10:24.15	10:21.39	-	-	-	-	-
10	AV. LUCIO COSTA	0.25	-	-	-	-	-	-	-	-	-	29.80	45.18	10:27.35	10:24.40	10:22.03	-	-	-	-	-
10	AV. LUCIO COSTA	0.10	-	-	-	-	-	-	-	-	-	29.90	45.08	10:27.46	10:24.50	10:22.13	-	-	-	-	-
14	AV. LUCIO COSTA - PRAÇA DO PONTAL	0.10	-	-	-	-	-	-	-	-	-	30.00	44.98	10:27.56	10:25.00	10:22.22	-	-	-	-	-
5	AV. LUCIO COSTA	6.65	63.05	10:02.28	10:00.55	09:59.31	36.65	38.33	10:08.33	10:06.95	10:05.52	51.65	63.05	14:17.28	14:13.47	14:10.26	21.65	63.05	13:41.05	13:39.11	13:37.28
10	AV. LUCIO COSTA com AV. PEDRO MOURA	4.05	59.00	10:08.33	10:06.43	10:05.02	40.70	34.28	10:16.49	10:14.50	10:13.16	55.70	59.00	14:23.33	14:19.34	14:15.57	25.70	59.00	13:47.50	13:45.34	13:43.33
10	AV. LUCIO COSTA ROTATORIA	2.55	56.45	10:12.22	10:10.21	10:08.31	43.25	31.73	10:21.19	10:19.05	10:17.05	58.25	56.45	14:27.22	14:23.13	14:19.26	28.25	56.45	13:52.05	13:49.38	13:47.23
7	ESTRADA BENWINDO DE NOVAES	0.64	28.89	10:13.20	10:11.16	10:09.24	43.89	31.09	10:22.07	10:19.89	10:17.48	58.89	55.81	14:28.20	14:24.08	14:20.18	28.89	55.81	13:53.08	13:50.37	13:48.20
10	ESTRADA BENWINDO DE NOVAES	0.38	29.27	10:13.54	10:11.49	10:09.55	44.27	30.71	10:23.07	10:20.87	10:18.47	59.27	55.43	14:28.54	14:24.40	14:20.48	29.27	55.43	13:53.47	13:51.13	13:48.54
11	ESTRADA BENWINDO DE NOVAES COM AV. LUCIO COSTA	0.28	29.55	10:14.19	10:12.13	10:10.18	44.55	30.43	10:23.37	10:21.15	10:19.15	59.55	55.15	14:29.19	14:25.04	14:21.12	29.55	55.15	13:54.15	13:51.39	13:49.20
10	AV. LUCIO COSTA	0.25	29.80	10:14.42	10:12.34	10:10.38	44.80	30.18	10:24.04	10:21.82	10:19.82	59.80	54.90	14:29.42	14:25.26	14:21.33	29.80	54.90	13:54.40	13:52.03	13:49.42

Alt	Percurso/Course PS	DUR	PAR	MEN C 4-5 84,7 km 2 / 2 laps			WOMEN C 4-5 75 km 3 / 1 laps			MEN B 114,5 km 4 / 2 laps			WOMEN B 84,7 km 2 / 2 laps									
				To Go	40km/h	42km/h	44km/h	km	km	km	km	km	km	km	km							
12	PONTE ESTRADA DO PONTAL SOBRE CANAL DO PONTAL		0,12	2,46	11:33:22	11:27:29	11:22:09	72:52	2,46	11:42:59	11:35:52	11:29:30	112:24	2,46	15:48:22	15:40:21	15:33:03	82:24	2,46	15:22:04	15:14:51	15:08:22
9	ESTRADA DO PONTAL		0,14	2,32	11:33:34	11:27:41	11:22:20	72:66	2,32	11:43:13	11:36:06	11:29:44	112:38	2,32	15:48:34	15:40:33	15:33:15	82:38	2,32	15:22:18	15:15:04	15:08:34
9	ESTRADA DO PONTAL		0,13	2,19	11:33:46	11:27:52	11:22:31	72:79	2,19	11:43:27	11:36:19	11:29:56	112:51	2,19	15:48:46	15:40:44	15:32:25	82:51	2,19	15:22:31	15:15:17	15:08:46
8	ESTRADA DO PONTAL COM AV / PAULO TAPALÓS		0,53	1,66	11:34:34	11:28:38	11:23:14	73:32	1,66	11:44:23	11:37:12	11:30:46	113:04	1,66	15:49:34	15:41:29	15:34:09	83:04	1,66	15:23:24	15:16:07	15:09:34
8	ESTRADA DO PONTAL		0,66	1,00	11:35:33	11:29:34	11:24:08	73:86	1,00	11:45:33	11:38:18	11:31:49	113:70	1,00	15:50:33	15:42:26	15:35:03	83:66	1,01	15:24:28	15:17:09	15:10:33
9	AV. LÚCIO COSTA - PRAÇA DO PONTAL		1,00	0,00	11:37:03	11:31:00	11:25:30	74:88	0,00	11:47:19	11:39:58	11:33:23	114:70	0,00	15:52:03	15:43:51	15:36:25	84:70	0,00	15:26:10	15:18:44	15:12:03

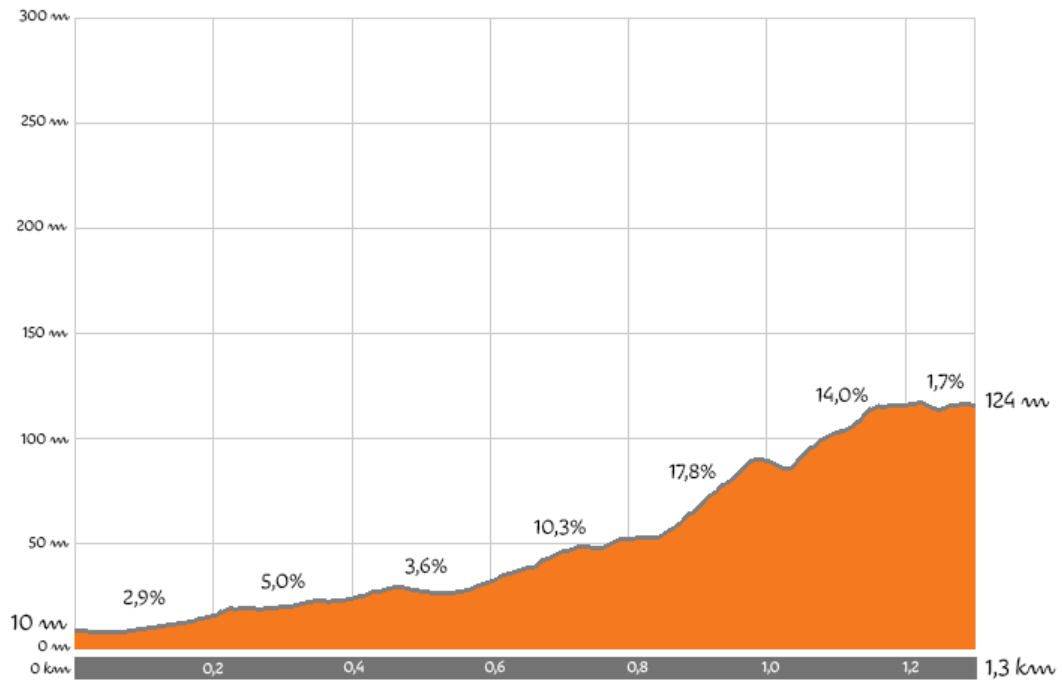




Road Race P5 - Last 3km

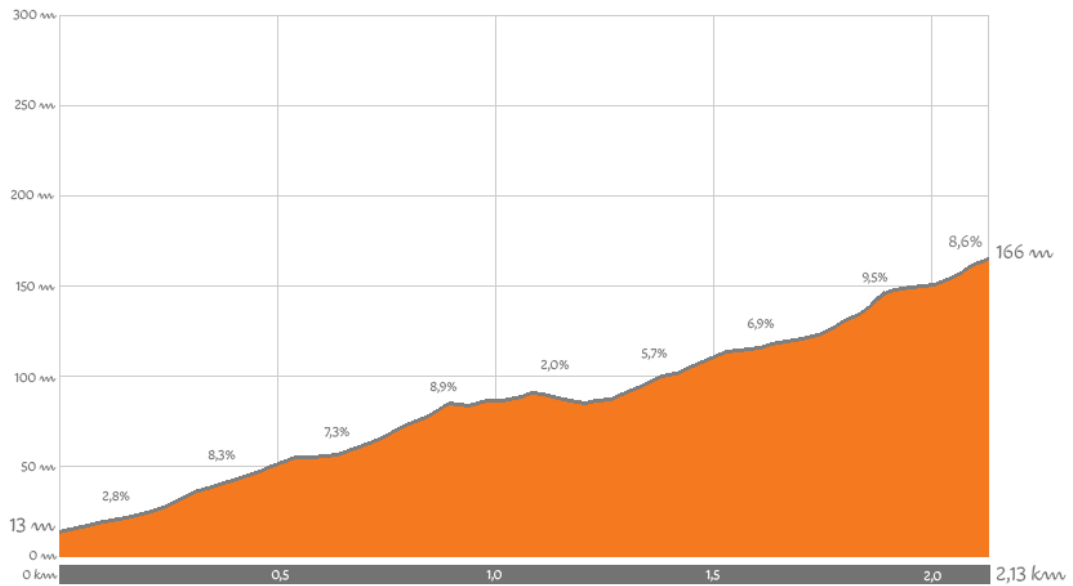


Grumari Climb



Elevation gain: 109m
 Average pending: 9,4%
 Max pending: 24,1%

Grota Funda Climb



Elevation gain: 147m
 Average pending: 6,8%
 Max pending: 10,3%



Start List
Lista de largada

Start Time	Race Number	Name	Sport Class	NPC Code	Date of Birth	Time
10:18:00	102	HINDRICQ Christophe	H2	BEL	18 FEB 1965	_____
10:19:00	101	SCHATTAUER Wolfgang	H2	AUT	8 OCT 1959	_____
10:20:00	106	BACKMAN Anders	H2	SWE	17 OCT 1985	_____
10:21:00	108	SHERIDAN Brian	H2	USA	13 OCT 1975	_____
10:22:00	103	LION Yaakov Kobi	H2	ISR	25 MAY 1976	_____
10:23:00	105	FANKHAUSER Tobias	H2	SUI	9 NOV 1989	_____
10:24:00	107	GROULX William	H2	USA	11 MAR 1974	_____
10:25:00	104	MAZZONE Luca	H2	ITA	3 MAY 1971	_____

Entries / NPCs	Race Configuration			Total Race Distance
8 / 7	2 x 10.0km Intermediate Timing Points: 10.0km			20.0km
Helmet Colour:	H2 Men = Blue			



Final Results

Resultados finais

Race distance: 20km

Rank	Race Number	Name	Sport Class	NPC Code	Split 1 at 10km	Final Time	Time Behind	Average Speed
1	104	MAZZONE Luca	H2	ITA	16:36.84 (1)	32:07.09 (1)	+0.00	37.362
2	107	GROULX William	H2	USA	16:44.20 (2)	32:13.12 (2)	+6.03	37.245
3	108	SHERIDAN Brian	H2	USA	17:13.26 (3)	33:39.74 (3)	+1:32.65	35.648
4	106	BACKMAN Anders	H2	SWE	18:32.92 (4)	36:04.26 (4)	+3:57.17	33.268
5	102	HINDRICQ Christophe	H2	BEL	18:56.07 (5)	36:30.00 (5)	+4:22.91	32.877
6	103	LION Yaakov Kobi	H2	ISR	19:01.81 (6)	36:50.45 (6)	+4:43.36	32.573
7	101	SCHATTAUER Wolfgang	H2	AUT	19:23.16 (7)	37:56.39 (7)	+5:49.30	31.629
	105	FANKHAUSER Tobias	H2	SUI	20:21.85 (8)			DNF

Average Speed	Race Configuration			Total Race Distance
	Point to Point - Start	Laps	Point to Point - Finish	
37.362km/h	N/A	2 x 10.0km Intermediate Timing Points: 10.0km	N/A	20.0km

Participants					Weather	Temperature (°C)
Entries / NPCs	Ranked	DNF	DSQ	DNS		
8 / 7	7	1	0	0	Sunny	27

Note:
All times shown are real times unless otherwise indicated.

Legend:
DNF Did Not Finish **DNS** Did Not Start **DSQ** Disqualified



Start List

Lista de largada

Start Time	Race Number	Name	Sport Class	NPC Code	Date of Birth	Time
09:48:00	112	PELTOPURO Jani	H3	FIN	1 MAY 1973	_____
09:49:00	115	SLEVIN Declan	H3	IRL	22 JAN 1969	_____
09:50:00	113	FRANEK David	H3	FRA	9 SEP 1974	_____
09:51:00	118	FRATINI Luciano	H3	LUX	31 OCT 1963	_____
09:52:00	114	WEBER Maximilian	H3	GER	9 AUG 1964	_____
09:53:00	111	MOREAU Charles	H3	CAN	11 APR 1982	_____
09:54:00	121	LACHENAUER William	H3	USA	14 APR 1971	_____
09:55:00	110	DEBERG Jean-Francois	H3	BEL	17 NOV 1981	_____
09:56:00	116	CECCHETTO Paolo	H3	ITA	19 JUL 1967	_____
09:57:00	120	WEBER Lukas	H3	SUI	28 SEP 1969	_____
09:58:00	109	ABLINGER Walter	H3	AUT	12 MAY 1969	_____
09:59:00	119	FREI Heinz	H3	SUI	28 JAN 1958	_____
10:00:00	117	PODESTA Vittorio	H3	ITA	3 JUN 1973	_____

Entries / NPCs	Race Configuration			Total Race Distance
13 / 11	2 x 10.0km Intermediate Timing Points: 10.0km			20.0km
Helmet Colour:	H3 Men = White			



Final Results

Resultados finais

Race distance: 20km

Rank	Race Number	Name	Sport Class	NPC Code	Split 1 at 10km	Final Time	Time Behind	Average Speed
1	117	PODESTA Vittorio	H3	ITA	14:50.50 (1)	28:19.45 (1)	+0.00	42.367
2	109	ABLINGER Walter	H3	AUT	15:11.55 (3)	29:26.01 (2)	+1:06.56	40.770
3	111	MOREAU Charles	H3	CAN	15:09.44 (2)	14:14.46 (3) 29:26.91 (3)	+1:07.46	40.749
4	119	FREI Heinz	H3	SUI	15:17.36 (5)	14:17.47 (4) 29:27.13 (4)	+1:07.68	40.744
5	121	LACHENAUER William	H3	USA	15:14.87 (4)	14:09.77 (2) 29:59.47 (5)	+1:40.02	40.012
6	120	WEBER Lukas	H3	SUI	15:35.12 (6)	14:44.60 (5) 30:35.66 (6)	+2:16.21	39.223
7	110	DEBERG Jean-Francois	H3	BEL	15:55.90 (8)	15:00.54 (7) 30:53.37 (7)	+2:33.92	38.848
8	113	FRANEK David	H3	FRA	15:55.07 (7)	14:57.47 (6) 31:11.16 (8)	+2:51.71	38.479
9	114	WEBER Maximilian	H3	GER	15:57.25 (9)	15:16.09 (8) 31:20.94 (9)	+3:01.49	38.279
10	112	PELTOPURO Jani	H3	FIN	16:50.18(10)	15:23.69 (9) 32:32.81 (10)	+4:13.36	36.870
11	115	SLEVIN Declan	H3	IRL	16:50.61(11)	15:42.63 (10) 32:59.53 (11)	+4:40.08	36.372
12	118	FRATINI Luciano	H3	LUX	17:23.01(12)	16:08.92 (11) 34:05.77 (12)	+5:46.32	35.195
13	116	CECCHETTO Paolo	H3	ITA	18:02.43(13)	16:42.76 (13) 34:41.41 (13)	+6:21.96	34.592
						16:38.98 (12)		

Average Speed	Race Configuration			Total Race Distance
	Point to Point - Start	Laps	Point to Point - Finish	
42.367km/h	N/A	2 x 10.0km Intermediate Timing Points: 10.0km	N/A	20.0km

Participants					Weather	Temperature (°C)
Entries / NPCs	Ranked	DNF	DSQ	DNS		
13 / 11	13	0	0	0	Sunny	27

Note:
All times shown are real times unless otherwise indicated.

Legend:
DNF Did Not Finish **DNS** Did Not Start **DSQ** Disqualified



Start List

Lista de largada

Start Time	Race Number	Name	Sport Class	NPC Code	Date of Birth	Time
09:31:00	135	JORGENSEN Michael	H4	DEN	12 OCT 1978	_____
09:32:00	143	DAVIS Thomas	H4	USA	22 APR 1977	_____
09:33:00	139	WAGENER Joel	H4	LUX	17 AUG 1972	_____
09:34:00	142	FROHOFER Felix	H4	SUI	29 AUG 1994	_____
09:35:00	137	JEANNOT Joel	H4	FRA	23 SEP 1965	_____
09:36:00	134	CHRISTIANSEN Kim Kluver	H4	DEN	8 SEP 1980	_____
09:37:00	133	van de STEENE Jonas	H4	BEL	15 FEB 1987	_____
09:38:00	136	BOSREDON Mathieu	H4	FRA	23 NOV 1990	_____
09:39:00	140	SKRZYPINSKI Arkadiusz	H4	POL	21 JUN 1975	_____
09:40:00	132	FRUHWIRTH Thomas	H4	AUT	12 AUG 1981	_____
09:41:00	138	MERKLEIN Vico	H4	GER	12 AUG 1977	_____
09:42:00	141	WILK Rafal	H4	POL	9 DEC 1974	_____

Entries / NPCs	Race Configuration			Total Race Distance
12 / 9	2 x 10.0km Intermediate Timing Points: 10.0km			20.0km
Helmet Colour:	H4 Men = Red			



Final Results

Resultados finais

Race distance: 20km

Rank	Race Number	Name	Sport Class	NPC Code	Split 1 at 10km	Final Time	Time Behind	Average Speed
1	141	WILK Rafal	H4	POL	14:25.56 (1)	27:39.31 (1) 13:13.75 (1)	+0.00	43.392
2	132	FRUHWIRTH Thomas	H4	AUT	14:25.83 (2)	27:49.31 (2) 13:23.48 (2)	+10.00	43.132
3	138	MERKLEIN Vico	H4	GER	14:52.35 (3)	28:42.34 (3) 13:49.99 (3)	+1:03.03	41.804
4	134	CHRISTIANSEN Kim Kluver	H4	DEN	15:05.52 (5)	28:55.71 (4) 13:50.19 (4)	+1:16.40	41.482
5	143	DAVIS Thomas	H4	USA	15:04.17 (4)	29:25.71 (5) 14:21.54 (5)	+1:46.40	40.777
6	137	JEANNOT Joel	H4	FRA	15:17.02 (6)	29:40.19 (6) 14:23.17 (6)	+2:00.88	40.445
7	136	BOSREDON Mathieu	H4	FRA	15:27.77 (8)	29:53.76 (7) 14:25.99 (7)	+2:14.45	40.139
8	140	SKRZYPINSKI Arkadiusz	H4	POL	15:36.58(10)	30:12.01 (8) 14:35.43 (8)	+2:32.70	39.735
9	135	JORGENSEN Michael	H4	DEN	15:28.07 (9)	30:12.53 (9) 14:44.46 (9)	+2:33.22	39.723
10	133	van de STEENE Jonas	H4	BEL	15:27.00 (7)	30:32.66 (10) 15:05.66 (10)	+2:53.35	39.287
11	139	WAGENER Joel	H4	LUX	16:33.59(11)	31:59.40 (11) 15:25.81 (11)	+4:20.09	37.512
12	142	FROHOFER Felix	H4	SUI	16:44.09(12)	32:37.01 (12) 15:52.92 (12)	+4:57.70	36.791

Average Speed	Race Configuration			Total Race Distance
	Point to Point - Start	Laps	Point to Point - Finish	
43.392km/h	N/A	2 x 10.0km Intermediate Timing Points: 10.0km	N/A	20.0km

Participants					Weather	Temperature (°C)
Entries / NPCs	Ranked	DNF	DSQ	DNS		
12 / 9	12	0	0	0	Sunny	27

Note:
All times shown are real times unless otherwise indicated.

Legend:
DNF Did Not Finish **DNS** Did Not Start **DSQ** Disqualified



Start List
Lista de largada

Start Time	Race Number	Name	Sport Class	NPC Code	Date of Birth	Time
09:17:00	122	TRIPP Stuart	H5	AUS	13 JUN 1970	_____
09:18:00	130	de los SANTOS Alfredo	H5	USA	17 OCT 1969	_____
09:19:00	126	REEKERS Johan	H5	NED	28 DEC 1957	_____
09:20:00	129	JERALIC Primoz	H5	SLO	20 APR 1983	_____
09:21:00	125	PLAT Jetze	H5	NED	10 JUN 1991	_____
09:22:00	127	COSTA Luis	H5	POR	10 JUN 1973	_____
09:23:00	124	de VRIES Tim	H5	NED	10 AUG 1978	_____
09:24:00	128	van DYK Ernst	H5	RSA	4 APR 1973	_____
09:25:00	131	SANCHEZ Oscar	H5	USA	2 DEC 1975	_____
09:26:00	123	ZANARDI Alessandro	H5	ITA	23 OCT 1966	_____

Entries / NPCs	Race Configuration			Total Race Distance
10 / 7	2 x 10.0km Intermediate Timing Points: 10.0km			20.0km
Helmet Colour:	H5 Men = Black			



Final Results

Resultados finais

Race distance: 20km

Rank	Race Number	Name	Sport Class	NPC Code	Split 1 at 10km	Final Time	Time Behind	Average Speed
1	123	ZANARDI Alessandro	H5	ITA	14:47.29 (3)	28:36.81 (1)	+0.00	41.938
2	122	TRIPP Stuart	H5	AUS	14:28.91 (1)	28:39.55 (2)	+2.74	41.871
3	131	SANCHEZ Oscar	H5	USA	14:49.80 (4)	14:10.64 (3) 28:51.73 (3)	+14.92	41.577
4	124	de VRIES Tim	H5	NED	14:35.20 (2)	14:01.93 (2) 29:02.96 (4)	+26.15	41.309
5	128	van DYK Ernst	H5	RSA	15:03.86 (6)	14:27.76 (5) 29:26.31 (5)	+49.50	40.763
6	125	PLAT Jetze	H5	NED	14:50.86 (5)	14:22.45 (4) 29:28.26 (6)	+51.45	40.718
7	130	de los SANTOS Alfredo	H5	USA	15:57.07 (8)	14:37.40 (6) 31:01.34 (7)	+2:24.53	38.682
8	127	COSTA Luis	H5	POR	15:38.38 (7)	15:04.27 (7) 31:06.06 (8)	+2:29.25	38.584
9	126	REEKERS Johan	H5	NED	16:24.35 (9)	15:27.68 (9) 31:40.20 (9)	+3:03.39	37.891
10	129	JERALIC Primoz	H5	SLO	16:59.42(10)	15:15.85 (8) 33:35.96 (10)	+4:59.15	35.715
						16:36.54 (10)		

Average Speed	Race Configuration			Total Race Distance
	Point to Point - Start	Laps	Point to Point - Finish	
41.938km/h	N/A	2 x 10.0km Intermediate Timing Points: 10.0km	N/A	20.0km

Participants					Weather	Temperature (°C)
Entries / NPCs	Ranked	DNF	DSQ	DNS		
10 / 7	10	0	0	0	Sunny	27

Note:
All times shown are real times unless otherwise indicated.

Legend:
DNF Did Not Finish **DNS** Did Not Start **DSQ** Disqualified



Start List
Lista de largada

Start Time	Race Number	Name	Sport Class	NPC Code	Date of Birth	Time
08:47:00	26	LOPEZ Rodrigo Fernando	C1	ARG	3 JAN 1979	_____
08:48:00	34	LISTER William	C1	USA	23 MAY 1982	_____
08:49:00	27	WILSON Ross	C1	CAN	10 DEC 1981	_____
08:50:00	28	LI Zhangyu	C1	CHN	12 AUG 1988	_____
08:51:00	31	WINKLER Erich	C1	GER	23 MAY 1968	_____
08:52:00	33	NIJHUIS Arnoud	C1	NED	9 JUL 1989	_____
08:53:00	32	MASINI Giancarlo	C1	ITA	10 JAN 1970	_____
08:54:00	29	MENDEZ FERNANDEZ Juan Jose	C1	ESP	27 MAR 1964	_____
08:55:00	30	TEUBER Michael	C1	GER	23 JAN 1968	_____

Entries / NPCs	Race Configuration			Total Race Distance
9 / 8	2 x 10.0km Intermediate Timing Points: 10.0km			20.0km
Helmet Colour:	C1 Men = Yellow			



Final Results

Resultados finais

Race distance: 20km

Rank	Race Number	Name	Sport Class	NPC Code	Split 1 at 10km	Final Time	Time Behind	Average Speed
1	30	TEUBER Michael	C1	GER	14:19.95 (1)	27:53.98 (1) 13:34.03 (1)	+0.00	43.011
2	27	WILSON Ross	C1	CAN	14:58.56 (3)	28:47.34 (2) 13:48.78 (2)	+53.36	41.683
3	32	MASINI Giancarlo	C1	ITA	14:52.57 (2)	28:47.83 (3) 13:55.26 (3)	+53.85	41.671
4	31	WINKLER Erich	C1	GER	15:13.97 (4)	29:37.37 (4) 14:23.40 (6)	+1:43.39	40.509
5	34	LISTER William	C1	USA	15:29.28 (6)	29:49.23 (5) 14:19.95 (5)	+1:55.25	40.241
6	28	LI Zhangyu	C1	CHN	15:48.54 (7)	30:00.77 (6) 14:12.23 (4)	+2:06.79	39.983
7	29	MENDEZ FERNANDEZ Juan Jose	C1	ESP	15:25.31 (5)	30:05.23 (7) 14:39.92 (7)	+2:11.25	39.884
8	26	LOPEZ Rodrigo Fernando	C1	ARG	16:22.48 (8)	31:43.42 (8) 15:20.94 (8)	+3:49.44	37.827
9	33	NIJHUIS Arnoud	C1	NED	16:41.64 (9)	32:54.22 (9) 16:12.58 (9)	+5:00.24	36.470

Average Speed	Race Configuration			Total Race Distance
	Point to Point - Start	Laps	Point to Point - Finish	
43.011km/h	N/A	2 x 10.0km Intermediate Timing Points: 10.0km	N/A	20.0km

Participants					Weather	Temperature (°C)
Entries / NPCs	Ranked	DNF	DSQ	DNS		
9 / 8	9	0	0	0	Sunny	27

Note:
All times shown are real times unless otherwise indicated.

Legend:
DNF Did Not Finish **DNS** Did Not Start **DSQ** Disqualified



Start List
Lista de largada

Start Time	Race Number	Name	Sport Class	NPC Code	Date of Birth	Time
08:00:00	43	KAWAMOTO Shota	C2	JPN	19 AUG 1996	_____
08:01:00	41	ALEM Mumuni	C2	GHA	31 DEC 1983	_____
08:02:00	46	OLAH Attila	C2	ROU	16 MAY 1989	_____
08:03:00	45	PINAO Telmo	C2	POR	5 NOV 1979	_____
08:04:00	40	ROLFE Louis	C2	GBR	21 JUL 1997	_____
08:05:00	35	CHERNOVE Tristen	C2	CAN	22 MAY 1975	_____
08:06:00	49	MOLINA Cirio de Jesus	C2	VEN	24 JUL 1980	_____
08:07:00	48	BOLLIGER Roger	C2	SUI	17 NOV 1974	_____
08:08:00	47	RIDGARD Craig	C2	RSA	9 APR 1967	_____
08:09:00	42	LYNCH Colin	C2	IRL	16 DEC 1970	_____
08:10:00	38	KOBLASA Ivo	C2	CZE	10 JUL 1993	_____
08:11:00	37	GALVIS BECERRA Alvaro	C2	COL	25 JAN 1970	_____
08:12:00	39	ECKHARD TIO Maurice Far	C2	ESP	26 JUL 1983	_____
08:13:00	44	HILARIO RIMAS Israel	C2	PER	6 DEC 1974	_____
08:14:00	36	LIANG Guihua	C2	CHN	25 MAY 1984	_____

Entries / NPCs	Race Configuration			Total Race Distance
15 / 15	2 x 10.0km Intermediate Timing Points: 10.0km			20.0km
Helmet Colour:	C2 Men = Black			



Final Results

Resultados finais

Race distance: 20km

Rank	Race Number	Name	Sport Class	NPC Code	Split 1 at 10km	Final Time	Time Behind	Average Speed
1	35	CHERNOVE Tristen	C2	CAN	14:25.69 (1)	27:43.16 (1) 13:17.47 (1)	+0.00	43.291
2	42	LYNCH Colin	C2	IRL	14:37.66 (2)	28:02.25 (2) 13:24.59 (2)	+19.09	42.800
3	36	LIANG Guihua	C2	CHN	14:44.82 (3)	28:17.77 (3) 13:32.95 (4)	+34.61	42.409
4	39	ECKHARD TIO Maurice Far	C2	ESP	14:54.20 (4)	28:22.17 (4) 13:27.97 (3)	+39.01	42.299
5	38	KOBLASA Ivo	C2	CZE	14:54.81 (5)	28:49.88 (5) 13:55.07 (7)	+1:06.72	41.621
6	44	HILARIO RIMAS Israel	C2	PER	15:03.40 (7)	28:55.08 (6) 13:51.68 (5)	+1:11.92	41.497
7	40	ROLFE Louis	C2	GBR	14:59.10 (6)	29:12.16 (7) 14:13.06 (9)	+1:29.00	41.092
8	49	MOLINA Cirio de Jesus	C2	VEN	15:19.40 (9)	29:13.40 (8) 13:54.00 (6)	+1:30.24	41.063
9	37	GALVIS BECERRA Alvaro	C2	COL	15:04.01 (8)	29:44.63 (9) 14:40.62 (12)	+2:01.47	40.344
10	48	BOLLIGER Roger	C2	SUI	16:03.39(12)	30:13.73 (10) 14:10.34 (8)	+2:30.57	39.697
11	47	RIDGARD Craig	C2	RSA	15:50.57(10)	30:19.03 (11) 14:28.46 (10)	+2:35.87	39.582
12	45	PINAO Telmo	C2	POR	16:01.93(11)	30:38.04 (12) 14:36.11 (11)	+2:54.88	39.172
13	43	KAWAMOTO Shota	C2	JPN	16:54.34(13)	32:25.97 (13) 15:31.63 (13)	+4:42.81	37.000
14	46	OLAH Attila	C2	ROU	17:01.62(14)	33:20.80 (14) 16:19.18 (14)	+5:37.64	35.986
15	41	ALEM Mumuni	C2	GHA	19:31.35(15)	36:10.85 (15) 16:39.50 (15)	+8:27.69	33.167

Average Speed	Race Configuration			Total Race Distance
	Point to Point - Start	Laps	Point to Point - Finish	
43.291km/h	N/A	2 x 10.0km Intermediate Timing Points: 10.0km	N/A	20.0km

Participants					Weather	Temperature (°C)
Entries / NPCs	Ranked	DNF	DSQ	DNS		
15 / 15	15	0	0	0	Sunny	27

Note:
All times shown are real times unless otherwise indicated.

Legend:
DNF Did Not Finish **DNS** Did Not Start **DSQ** Disqualified



Start List
Lista de largada

Start Time	Race Number	Name	Sport Class	NPC Code	Date of Birth	Time
14:28:00	61	JOHANSEN Glenn	C3	NOR	15 AUG 1974	_____
14:29:00	55	MUNOZ MARIN Esneider	C3	COL	9 SEP 1988	_____
14:30:00	60	JIN Yongsik	C3	KOR	4 JUL 1978	_____
14:31:00	64	BERENYI Joseph	C3	USA	12 NOV 1968	_____
14:32:00	53	SCHELFHOUT Diederick	C3	BEL	26 DEC 1985	_____
14:33:00	63	MARVIG Henrik	C3	SWE	19 MAR 1977	_____
14:34:00	62	SHARP Fraser	C3	NZL	15 AUG 1976	_____
14:35:00	58	ANOBILE Fabio	C3	ITA	16 DEC 1993	_____
14:36:00	54	SAMETZ Michael	C3	CAN	21 MAY 1996	_____
14:37:00	59	FUJITA Masaki	C3	JPN	17 JAN 1985	_____
14:38:00	52	NICHOLAS David	C3	AUS	1 DEC 1991	_____
14:39:00	56	WARIAS Steffen	C3	GER	1 JAN 1985	_____
14:40:00	57	CLIFFORD Eoghan	C3	IRL	26 AUG 1980	_____

Entries / NPCs	Race Configuration			Total Race Distance
13 / 13	2 x 15.0km Intermediate Timing Points: 15.0km			30.0km
Helmet Colour:	C3 Men = Blue			



Final Results

Resultados finais

Race distance: 30km

Rank	Race Number	Name	Sport Class	NPC Code	Split 1 at 15km	Final Time	Time Behind	Average Speed
1	57	CLIFFORD Eoghan	C3	IRL	19:25.75 (1)	38:21.79 (1)	+0.00	46.920
2	59	FUJITA Masaki	C3	JPN	20:05.73 (2)	39:30.41 (2)	+1:08.62	45.562
3	54	SAMETZ Michael	C3	CAN	20:22.25 (3)	39:41.28 (3)	+1:19.49	45.354
4	52	NICHOLAS David	C3	AUS	20:45.17 (5)	40:15.96 (4)	+1:54.17	44.703
5	56	WARIAS Steffen	C3	GER	20:33.83 (4)	40:38.45 (5)	+2:16.66	44.290
6	64	BERENYI Joseph	C3	USA	20:59.56 (7)	41:01.09 (6)	+2:39.30	43.883
7	58	ANOBILE Fabio	C3	ITA	20:45.75 (6)	41:03.19 (7)	+2:41.40	43.846
8	62	SHARP Fraser	C3	NZL	21:44.52 (8)	42:20.07 (8)	+3:58.28	42.519
9	55	MUNOZ MARIN Esneider	C3	COL	21:54.17 (9)	42:38.92 (9)	+4:17.13	42.205
10	63	MARVIG Henrik	C3	SWE	21:58.99(10)	43:13.13 (10)	+4:51.34	41.649
11	60	JIN Yongsik	C3	KOR	22:16.24(11)	43:25.39 (11)	+5:03.60	41.453
12	53	SCHELFHOUT Diederick	C3	BEL	22:25.67(12)	43:53.07 (12)	+5:31.28	41.017
13	61	JOHANSEN Glenn	C3	NOR	23:20.99(13)	45:47.58 (13)	+7:25.79	39.307

Average Speed	Race Configuration			Total Race Distance
	Point to Point - Start	Laps	Point to Point - Finish	
46.920km/h	N/A	2 x 15.0km Intermediate Timing Points: 15.0km	N/A	30.0km

Participants					Weather	Temperature (°C)
Entries / NPCs	Ranked	DNF	DSQ	DNS		
13 / 13	13	0	0	0	Sunny	28

Note:
All times shown are real times unless otherwise indicated.

Legend:
DNF Did Not Finish **DNS** Did Not Start **DSQ** Disqualified



Start List

Lista de largada

Start Time	Race Number	Name	Sport Class	NPC Code	Date of Birth	Time
14:12:00	76	GOLBARNEZHAD Bahman	C4	IRI	4 JUN 1968	_____
14:13:00	71	LOPEZ ALFONSO Damian	C4	CUB	13 SEP 1976	_____
14:14:00	77	ISHII Masashi	C4	JPN	23 DEC 1972	_____
14:15:00	74	NEIRA PEREZ Cesar	C4	ESP	15 DEC 1979	_____
14:16:00	81	MARTIN Jeffrey Scott	C4	USA	10 SEP 1981	_____
14:17:00	72	BOUSKA Jiri	C4	CZE	30 DEC 1979	_____
14:18:00	70	SOLIS Leonel	C4	CRC	2 FEB 1965	_____
14:19:00	73	JEZEK Jiri	C4	CZE	16 OCT 1974	_____
14:20:00	80	METELKA Jozef	C4	SVK	8 SEP 1986	_____
14:21:00	78	NOVAK Carol-Eduard	C4	ROU	28 JUL 1976	_____
14:22:00	75	SCHAFFER Thomas	C4	GER	15 NOV 1980	_____
14:23:00	69	DUENAS GOMEZ Diego German	C4	COL	17 MAY 1990	_____
14:24:00	79	KURIL Patrik	C4	SVK	18 DEC 1979	_____
14:25:00	68	BRIDGWOOD Kyle	C4	AUS	23 FEB 1989	_____

Entries / NPCs	Race Configuration			Total Race Distance
14 / 12	2 x 15.0km Intermediate Timing Points: 15.0km			30.0km
Helmet Colour:	C4 Men = White			



Final Results

Resultados finais

Race distance: 30km

Rank	Race Number	Name	Sport Class	NPC Code	Split 1 at 15km	Final Time	Time Behind	Average Speed
1	80	METELKA Jozef	C4	SVK	19:06.99 (1)	37:52.84 (1)	+0.00	47.518
2	68	BRIDGWOOD Kyle	C4	AUS	19:24.75 (2)	38:23.21 (2)	+30.37	46.891
3	79	KURIL Patrik	C4	SVK	19:56.76 (3)	39:07.55 (3)	+1:14.71	46.005
4	69	DUENAS GOMEZ Diego German	C4	COL	20:28.28 (6)	39:43.47 (4)	+1:50.63	45.312
5	81	MARTIN Jeffrey Scott	C4	USA	20:30.52 (7)	39:43.85 (5)	+1:51.01	45.305
6	78	NOVAK Carol-Eduard	C4	ROU	20:15.72 (4)	40:02.02 (6)	+2:09.18	44.962
7	75	SCHAFFER Thomas	C4	GER	20:23.59 (5)	40:05.05 (7)	+2:12.21	44.906
8	74	NEIRA PEREZ Cesar	C4	ESP	20:32.61 (8)	40:18.26 (8)	+2:25.42	44.660
9	73	JEZEK Jiri	C4	CZE	20:38.08 (9)	40:31.84 (9)	+2:39.00	44.411
10	72	BOUSKA Jiri	C4	CZE	20:50.51(10)	40:45.12 (10)	+2:52.28	44.170
11	77	ISHII Masashi	C4	JPN	21:29.12(11)	42:06.80 (11)	+4:13.96	42.742
12	71	LOPEZ ALFONSO Damian	C4	CUB	22:11.18(12)	43:48.13 (12)	+5:55.29	41.094
13	70	SOLIS Leonel	C4	CRC	22:38.23(13)	44:35.46 (13)	+6:42.62	40.367
14	76	GOLBARNEZHAD Bahman	C4	IRI	23:17.20(14)	46:03.62 (14)	+8:10.78	39.079

Average Speed	Race Configuration			Total Race Distance
	Point to Point - Start	Laps	Point to Point - Finish	
47.518km/h	N/A	2 x 15.0km Intermediate Timing Points: 15.0km	N/A	30.0km

Participants					Weather	Temperature (°C)
Entries / NPCs	Ranked	DNF	DSQ	DNS		
14 / 12	14	0	0	0	Sunny	28

Note:
All times shown are real times unless otherwise indicated.

Legend:
DNF Did Not Finish **DNS** Did Not Start **DSQ** Disqualified



Start List

Lista de largada

Start Time	Race Number	Name	Sport Class	NPC Code	Date of Birth	Time
13:56:00	91	RODRIGUEZ Jose Frank	C5	DOM	28 FEB 1978	_____
13:57:00	95	WILSON Dane	C5	RSA	15 MAY 1982	_____
13:58:00	97	MURPHY Christopher	C5	USA	20 SEP 1984	_____
13:59:00	87	GOHR Soelito	C5	BRA	14 SEP 1973	_____
14:00:00	90	KAJNAR Tomas	C5	CZE	27 JAN 1978	_____
14:01:00	92	ADDESI Pierpaolo	C5	ITA	29 JUN 1976	_____
14:02:00	86	CHAMAN Lauro Cesar	C5	BRA	25 JUN 1987	_____
14:03:00	89	MATIZ RUIZ Edwin Fabian	C5	COL	6 NOV 1992	_____
14:04:00	94	ABRAHAM GEBRU Daniel	C5	NED	11 FEB 1985	_____
14:05:00	88	LIU Xinyang	C5	CHN	21 MAR 1992	_____
14:06:00	85	EIBECK Wolfgang	C5	AUT	25 DEC 1972	_____
14:07:00	93	TARLAO Andrea	C5	ITA	8 JAN 1984	_____
14:08:00	84	DONOHOE Alistair	C5	AUS	3 MAR 1995	_____
14:09:00	96	DEMENTYEV Yehor	C5	UKR	12 MAR 1987	_____

Entries / NPCs	Race Configuration			Total Race Distance
14 / 12	2 x 15.0km Intermediate Timing Points: 15.0km			30.0km
Helmet Colour:	C5 Men = Red			



Final Results

Resultados finais

Race distance: 30km

Rank	Race Number	Name	Sport Class	NPC Code	Split 1 at 15km	Final Time	Time Behind	Average Speed
1	96	DEMENTYEV Yehor	C5	UKR	18:37.84 (1)	36:53.23 (1)	+0.00	48.797
2	84	DONOHUE Alistair	C5	AUS	19:05.86 (2)	37:33.36 (2)	+40.13	47.928
3	86	CHAMAN Lauro Cesar	C5	BRA	19:16.03 (3)	37:37.43 (3)	+44.20	47.842
4	94	ABRAHAM GEBRU Daniel	C5	NED	19:25.66 (4)	37:57.05 (4)	+1:03.82	47.430
5	93	TARLAO Andrea	C5	ITA	19:29.01 (5)	38:14.59 (5)	+1:21.36	47.067
6	85	EIBECK Wolfgang	C5	AUT	19:33.27 (6)	38:15.05 (6)	+1:21.82	47.058
7	88	LIU Xinyang	C5	CHN	20:19.62 (7)	39:55.90 (7)	+3:02.67	45.077
8	90	KAJNAR Tomas	C5	CZE	20:28.41 (8)	40:16.57 (8)	+3:23.34	44.691
9	87	GOHR Soelito	C5	BRA	20:46.62 (9)	40:49.70 (9)	+3:56.47	44.087
10	97	MURPHY Christopher	C5	USA	21:00.51(12)	40:52.63 (10)	+3:59.40	44.034
11	92	ADDESI Pierpaolo	C5	ITA	20:56.54(10)	41:28.36 (11)	+4:35.13	43.402
12	89	MATIZ RUIZ Edwin Fabian	C5	COL	20:58.37(11)	41:49.94 (12)	+4:56.71	43.029
13	91	RODRIGUEZ Jose Frank	C5	DOM	21:56.87(13)	42:44.57 (13)	+5:51.34	42.112
14	95	WILSON Dane	C5	RSA	22:29.60(14)	44:17.59 (14)	+7:24.36	40.638

Average Speed	Race Configuration			Total Race Distance
	Point to Point - Start	Laps	Point to Point - Finish	
48.797km/h	N/A	2 x 15.0km Intermediate Timing Points: 15.0km	N/A	30.0km

Participants					Weather	Temperature (°C)
Entries / NPCs	Ranked	DNF	DSQ	DNS		
14 / 12	14	0	0	0	Sunny	28

Note:
All times shown are real times unless otherwise indicated.

Legend:
DNF Did Not Finish **DNS** Did Not Start **DSQ** Disqualified



Start List

Lista de largada

Start Time	Race Number	Name	Sport Class	NPC Code	Date of Birth	Factor (%)	Time
15:23:00	148	CELEN Tim	T2	BEL	26 FEB 1998	100.000	_____
15:24:00	153	STONE David	T2	GBR	30 APR 1981	100.000	_____
15:25:00	151	VONDRACEK David	T2	CZE	4 AUG 1986	100.000	_____
15:26:00	158	NILSSON Rickard	T1	SWE	6 MAR 1988	82.350	_____
15:27:00	157	FUCHS Goldy	T2	RSA	13 DEC 1991	100.000	_____
15:28:00	156	HILLS Stephen	T2	NZL	15 DEC 1981	100.000	_____
15:29:00	149	AYALA AYALA Nestor	T2	COL	12 DEC 1984	100.000	_____
15:30:00	159	BOYLE Ryan	T2	USA	13 NOV 1993	100.000	_____
15:31:00	155	FARRONI Giorgio	T2	ITA	28 SEP 1976	100.000	_____
15:32:00	150	HINDR Jiri	T1	CZE	30 SEP 1991	82.350	_____
15:33:00	154	DURST Hans-Peter	T2	GER	24 MAY 1958	100.000	_____
15:34:00	152	AUBAGUE Quentin	T1	FRA	16 JUN 1989	82.350	_____

Entries / NPCs	Race Configuration			Total Race Distance
12 / 11	1 x 15.0km			15.0km
Helmet Colour:	T1 Men = Black	T2 Men = Red		



Final Results

Resultados finais

Race distance: 15km

Rank	Race Number	Name	Sport Class	NPC Code	Time	Factor (%)	Final Time with % Factor
1	154	DURST Hans-Peter	T2	GER	22:57.34 (1)	100.000	22:57.34
2	159	BOYLE Ryan	T2	USA	22:57.34 (1) 24:21.35 (2)	100.000	24:21.35
3	153	STONE David	T2	GBR	24:21.35 (2) 24:42.25 (3)	100.000	24:42.25
4	152	AUBAGUE Quentin	T1	FRA	24:42.25 (3) 30:37.62 (10)	82.350	25:13.28
5	158	NILSSON Rickard	T1	SWE	30:37.62 (10) 30:51.25 (11)	82.350	25:24.50
6	150	HINDR Jiri	T1	CZE	30:51.25 (11) 31:05.61 (12)	82.350	25:36.33
7	149	AYALA AYALA Nestor	T2	COL	31:05.61 (12) 26:09.88 (4)	100.000	26:09.88
8	156	HILLS Stephen	T2	NZL	26:09.88 (4) 26:23.64 (5)	100.000	26:23.64
9	157	FUCHS Goldy	T2	RSA	26:23.64 (5) 26:42.02 (6)	100.000	26:42.02
10	148	CELEN Tim	T2	BEL	26:42.02 (6) 27:03.03 (7)	100.000	27:03.03
11	155	FARRONI Giorgio	T2	ITA	27:03.03 (7) 27:04.08 (8)	100.000	27:04.08
12	151	VONDRACEK David	T2	CZE	27:04.08 (8) 27:11.30 (9)	100.000	27:11.30

Average Speed	Race Configuration			Total Race Distance
	Point to Point - Start	Laps	Point to Point - Finish	
39.206km/h	N/A	1 x 15.0km	N/A	15.0km

Participants					Weather	Temperature (°C)
Entries / NPCs	Ranked	DNF	DSQ	DNS		
12 / 11	12	0	0	0	Sunny	28

Note:
All times shown are real times unless otherwise indicated.

Legend:
DNF Did Not Finish **DNS** Did Not Start **DSQ** Disqualified



Start List
Lista de largada

Start Time	Race Number	Name	Sport Class	NPC Code	Date of Birth	Time
13:30:00	17	de VRIES Stephen	B	NED	17 NOV 1995	_____
		BOS Patrick	PLT	NED	20 AUG 1987	_____
13:31:00	10	BARAKAS Athanasios	B	GRE	22 OCT 1971	_____
		TROULINOS Konstantinos	PLT	GRE	4 JUL 1981	_____
13:32:00	23	KRUSE Kai	B	GER	19 AUG 1991	_____
		NIMKE Stefan	PLT	GER	1 MAR 1978	_____
13:33:00	24	BALL James	B	GBR	24 JUN 1991	_____
		MACLEAN Craig	PLT	GBR	31 JUL 1971	_____
13:34:00	1	VILLALBA Raul	B	ARG	20 OCT 1978	_____
		ROMERO Ezequiel	PLT	ARG	24 FEB 1977	_____
13:35:00	13	VEREKER Damien	B	IRL	4 JUN 1980	_____
		HAHESSY Sean	PLT	IRL	3 JUN 1995	_____
13:36:00	3	MODRA Kieran	B	AUS	27 MAR 1972	_____
		EDWARDS David	PLT	AUS	21 APR 1993	_____
13:37:00	11	BUTU Arnold Csaba	B	HUN	20 FEB 1969	_____
		GARAMSZEGI Laszlo	PLT	HUN	22 JAN 1978	_____
13:38:00	16	BANGMA Tristan	B	NED	6 OCT 1997	_____
		MULDER Teun	PLT	NED	18 JUN 1981	_____
13:39:00	2	FORMSTON Matthew	B	AUS	21 JUL 1978	_____
		YALLOURIS Nick	PLT	AUS	24 FEB 1994	_____
13:40:00	21	JANOVJAK Vladislav	B	SVK	17 JUL 1969	_____
		GALLIK Jan	PLT	SVK	5 FEB 1990	_____
13:41:00	5	AVILA RODRIGUEZ Ignacio	B	ESP	19 JAN 1979	_____
		FONT BERTOLI Joan	PLT	ESP	31 AUG 1985	_____
13:42:00	15	WAHAB Mohd Khairul Hazwan	B	MAS	6 DEC 1992	_____
		MISBAH Muhamad Rauf Nur	PLT	MAS	26 JUL 1987	_____
13:43:00	18	ter SCHURE Vincent	B	NED	24 OCT 1979	_____
		FRANSEN Timo	PLT	NED	3 JUN 1987	_____
13:44:00	12	RYAN Peter	B	IRL	29 APR 1990	_____
		MIZGAJSKI Marcin	PLT	IRL	19 SEP 1981	_____
13:45:00	7	OLLANKETO Jarmo	B	FIN	30 NOV 1958	_____
		MARTIKAINEN Tommi	PLT	FIN	13 JAN 1982	_____
13:46:00	4	CHALIFOUR Daniel	B	CAN	9 DEC 1971	_____
		LACHANCE Jean-Michel	PLT	CAN	20 JAN 1987	_____



Start List
Lista de largada

Start Time	Race Number	Name	Sport Class	NPC Code	Date of Birth	Time
13:47:00	22	SCEIDIES Aaron	B	USA	17 JAN 1982	_____
		COLLINS Benjamin	PLT	USA	27 JUN 1983	_____
13:48:00	8	BATE Steve	B	GBR	24 AUG 1977	_____
		DUGGLEBY Adam	PLT	GBR	16 OCT 1984	_____
13:49:00	20	WEGNER Przemyslaw	B	POL	22 SEP 1971	_____
		KORC Artur	PLT	POL	27 DEC 1973	_____
13:50:00	14	BERSINI Emanuele	B	ITA	24 JAN 1979	_____
		PANIZZA Riccardo	PLT	ITA	13 SEP 1987	_____
13:51:00	6	GONZALEZ GARCIA Carlos	B	ESP	16 MAR 1981	_____
		MARTIN INFANTE Noel	PLT	ESP	20 NOV 1989	_____
13:52:00	19	POLAK Marcin	B	POL	25 NOV 1982	_____
		LADOSZ Michal Ryszard	PLT	POL	29 FEB 1984	_____

Entries / NPCs	Race Configuration			Total Race Distance
23 / 16	2 x 15.0km Intermediate Timing Points: 15.0km			30.0km
Helmet Colour:	B Men = Red			

Legend: PLT Pilot



Final Results

Resultados finais

Race distance: 30km

Rank	Race Number	Name	Sport Class	NPC Code	Split 1 at 15km	Final Time	Time Behind	Average Speed
1	8	BATE Steve	B	GBR	17:35.28 (1)	34:35.33 (1)	+0.00	52.040
		DUGGLEBY Adam	PLT	GBR		17:00.05 (2)		
2	18	ter SCHURE Vincent	B	NED	17:46.87 (2)	34:44.16 (2)	+8.83	51.819
		FRANSEN Timo	PLT	NED		16:57.29 (1)		
3	3	MODRA Kieran	B	AUS	17:56.49 (3)	35:09.06 (3)	+33.73	51.208
		EDWARDS David	PLT	AUS		17:12.57 (3)		
4	17	de VRIES Stephen	B	NED	18:19.63 (4)	35:52.73 (4)	+1:17.40	50.169
		BOS Patrick	PLT	NED		17:33.10 (4)		
5	20	WEGNER Przemyslaw	B	POL	18:33.22 (7)	36:18.39 (5)	+1:43.06	49.578
		KORC Artur	PLT	POL		17:45.17 (6)		
6	13	VEREKER Damien	B	IRL	18:28.82 (5)	36:23.05 (6)	+1:47.72	49.472
		HAHESSY Sean	PLT	IRL		17:54.23 (7)		
7	14	BERSINI Emanuele	B	ITA	18:33.09 (6)	36:35.37 (7)	+2:00.04	49.194
		PANIZZA Riccardo	PLT	ITA		18:02.28 (10)		
8	6	GONZALEZ GARCIA Carlos	B	ESP	18:51.82(15)	36:35.43 (8)	+2:00.10	49.193
		MARTIN INFANTE Noel	PLT	ESP		17:43.61 (5)		
9	7	OLLANKETO Jarmo	B	FIN	18:44.79(11)	36:39.83 (9)	+2:04.50	49.095
		MARTIKAINEN Tommi	PLT	FIN		17:55.04 (8)		
10	5	AVILA RODRIGUEZ Ignacio	B	ESP	18:45.05(12)	36:45.05 (10)	+2:09.72	48.978
		FONT BERTOLI Joan	PLT	ESP		18:00.00 (9)		
11	19	POLAK Marcin	B	POL	18:37.14 (9)	36:50.06 (11)	+2:14.73	48.867
		LADOSZ Michal Ryszard	PLT	POL		18:12.92 (12)		
12	22	SCHEIDIES Aaron	B	USA	18:38.90(10)	36:53.10 (12)	+2:17.77	48.800
		COLLINS Benjamin	PLT	USA		18:14.20 (13)		
13	2	FORMSTON Matthew	B	AUS	18:33.32 (8)	36:55.25 (13)	+2:19.92	48.753
		YALLOURIS Nick	PLT	AUS		18:21.93 (15)		
14	21	JANOVJAK Vladislav	B	SVK	18:49.49(13)	36:57.24 (14)	+2:21.91	48.709
		GALLIK Jan	PLT	SVK		18:07.75 (11)		



Final Results

Resultados finais

Race distance: 30km

Rank	Race Number	Name	Sport Class	NPC Code	Split 1 at 15km	Final Time	Time Behind	Average Speed
15	4	CHALIFOUR Daniel	B	CAN	18:51.81(14)	37:09.53 (15) 18:17.72 (14)	+2:34.20	48.441
		LACHANCE Jean-Michel	PLT	CAN				
16	16	BANGMA Tristan	B	NED	19:05.85(16)	38:02.81 (16) 18:56.96 (16)	+3:27.48	47.310
		MULDER Teun	PLT	NED				
17	12	RYAN Peter	B	IRL	19:36.51(17)	38:59.85 (17) 19:23.34 (17)	+4:24.52	46.157
		MIZGAJSKI Marcin	PLT	IRL				
18	15	WAHAB Mohd Khairul Hazwan	B	MAS	20:27.05(18)	40:06.96 (18) 19:39.91 (18)	+5:31.63	44.870
		MISBAH Muhamad Rauf Nur	PLT	MAS				
19	1	VILLALBA Raul	B	ARG	20:34.13(19)	40:46.89 (19) 20:12.76 (20)	+6:11.56	44.138
		ROMERO Ezequiel	PLT	ARG				
20	23	KRUSE Kai	B	GER	22:52.75(21)	42:48.42 (20) 19:55.67 (19)	+8:13.09	42.049
		NIMKE Stefan	PLT	GER				
21	10	BARAKAS Athanasios	B	GRE	22:44.93(20)	45:38.46 (21) 22:53.53 (21)	+11:03.1 3	39.438
		TROULINOS Konstantinos	PLT	GRE				
22	11	BUTU Arnold Csaba	B	HUN	23:23.38(22)	46:27.55 (22) 23:04.17 (22)	+11:52.2 2	38.744
		GARAMSZEGI Laszlo	PLT	HUN				
	24	BALL James	B	GBR	24:52.53(23)			DNF
		MACLEAN Craig	PLT	GBR				

Average Speed	Race Configuration			Total Race Distance
	Point to Point - Start	Laps	Point to Point - Finish	
52.040km/h	N/A	2 x 15.0km Intermediate Timing Points: 15.0km	N/A	30.0km

Participants					Weather	Temperature (°C)
Entries / NPCs	Ranked	DNF	DSQ	DNS		
23 / 16	22	1	0	0	Sunny	28

Note:
All times shown are real times unless otherwise indicated.

Legend:						
DNF	Did Not Finish	DNS	Did Not Start	DSQ	Disqualified	PLT Pilot



Start List
Lista de largada

Start Time	Race Number	Name	Sport Class	NPC Code	Date of Birth	Factor (%)	Time
10:30:00	211	STAUNTON Ciara	H2	IRL	31 DEC 1985	84.790	_____
10:31:00	212	JEON Mikyoung	H2	KOR	15 APR 1971	84.790	_____
10:32:00	214	MARTINS MALAVAZZI Jady	H3	BRA	7 SEP 1994	100.000	_____
10:33:00	216	ANTOSOVA Katerina	H3	CZE	2 FEB 1965	100.000	_____
10:34:00	213	ASHER Justine	H2	RSA	20 MAY 1971	84.790	_____
10:35:00	215	LI Huaxian	H3	CHN	13 AUG 1989	100.000	_____
10:36:00	220	OROSZOVA Anna	H3	SVK	23 MAR 1963	100.000	_____
10:37:00	217	DARKE Karen	H3	GBR	25 JUN 1971	100.000	_____
10:38:00	219	KALUZA Renata	H3	POL	28 APR 1981	100.000	_____
10:39:00	221	DANA Alicia	H3	USA	12 FEB 1969	100.000	_____
10:40:00	218	PORCELLATO Francesca	H3	ITA	5 SEP 1970	100.000	_____

Entries / NPCs	Race Configuration			Total Race Distance
11 / 11	2 x 10.0km Intermediate Timing Points: 10.0km			20.0km
Helmet Colour:	H2 Women = Yellow	H3 Women = White		



Final Results

Resultados finais

Race distance: 20km

Rank	Race Number	Name	Sport Class	NPC Code	Split 1 at 10km	Time	Factor (%)	Final Time with % Factor
1	217	DARKE Karen	H3	GBR	17:15.02 (1)	33:44.93 (1) 16:29.91 (2)	100.000	33:44.93
2	221	DANA Alicia	H3	USA	17:31.87 (2)	33:57.48 (2) 16:25.61 (1)	100.000	33:57.48
3	218	PORCELLATO Francesca	H3	ITA	17:50.45 (4)	34:20.48 (3) 16:30.03 (3)	100.000	34:20.48
4	219	KALUZA Renata	H3	POL	17:42.76 (3)	34:33.96 (4) 16:51.20 (4)	100.000	34:33.96
5	213	ASHER Justine	H2	RSA	21:03.50 (9)	40:46.18 (9) 19:42.68 (9)	84.790	34:34.12
6	214	MARTINS MALAVAZZI Jady	H3	BRA	17:57.97 (5)	35:33.29 (5) 17:35.32 (6)	100.000	35:33.29
7	215	LI Huaxian	H3	CHN	18:39.60 (6)	36:09.52 (6) 17:29.92 (5)	100.000	36:09.52
8	220	OROSZOVA Anna	H3	SVK	19:01.96 (7)	37:00.91 (7) 17:58.95 (7)	100.000	37:00.91
9	216	ANTOSOVA Katerina	H3	CZE	19:54.95 (8)	38:34.20 (8) 18:39.25 (8)	100.000	38:34.20
10	212	JEON Mikyoung	H2	KOR	23:26.43(10)	46:09.73 (10) 22:43.30 (10)	84.790	39:08.45
11	211	STAUNTON Ciara	H2	IRL	28:07.70(11)	53:38.17 (11) 25:30.47 (11)	84.790	45:28.69

Average Speed	Race Configuration			Total Race Distance
	Point to Point - Start	Laps	Point to Point - Finish	
35.557km/h	N/A	2 x 10.0km Intermediate Timing Points: 10.0km	N/A	20.0km

Participants					Weather	Temperature (°C)
Entries / NPCs	Ranked	DNF	DSQ	DNS		
11 / 11	11	0	0	0	Sunny	27

Note:
All times shown are real times unless otherwise indicated.

Legend:
DNF Did Not Finish **DNS** Did Not Start **DSQ** Disqualified



Start List

Lista de largada

Start Time	Race Number	Name	Sport Class	NPC Code	Date of Birth	Time
10:04:00	225	STOECKLI Sandra	H4	SUI	29 AUG 1985	_____
10:05:00	223	LEE Doyeon	H4	KOR	9 JAN 1972	_____
10:06:00	224	GRAF Sandra	H4	SUI	9 DEC 1969	_____
10:07:00	230	ENFOT Jessica	H5	SWE	16 JAN 1967	_____
10:08:00	222	REPPE Christiane	H4	GER	21 AUG 1987	_____
10:09:00	229	JANSEN Jennette	H5	NED	17 APR 1968	_____
10:10:00	227	VIETH Dorothee	H5	GER	12 OCT 1960	_____
10:11:00	231	MASTERS Oksana	H5	USA	19 JUN 1989	_____
10:12:00	226	ESKAU Andrea	H5	GER	21 MAR 1971	_____
10:13:00	228	de VAAN Laura	H5	NED	11 AUG 1980	_____

Entries / NPCs	Race Configuration			Total Race Distance
10 / 6	2 x 10.0km Intermediate Timing Points: 10.0km			20.0km
Helmet Colour:	H4 Women = Red	H5 Women = Black		



Final Results

Resultados finais

Race distance: 20km

Rank	Race Number	Name	Sport Class	NPC Code	Split 1 at 10km	Final Time	Time Behind	Average Speed
1	227	VIETH Dorothee	H5	GER	16:17.86 (2)	31:35.46 (1)	+0.00	37.986
2	226	ESKAU Andrea	H5	GER	16:15.35 (1)	32:15.42 (2) 15:17.60 (1) 16:00.07 (2)	+39.96	37.201
3	228	de VAAN Laura	H5	NED	16:49.84 (3)	33:02.92 (3) 16:13.08 (3)	+1:27.46	36.310
4	223	LEE Doyeon	H4	KOR	17:00.78 (4)	33:14.25 (4) 16:13.47 (4)	+1:38.79	36.104
5	231	MASTERS Oksana	H5	USA	17:16.18 (5)	33:49.70 (5) 16:33.52 (6)	+2:14.24	35.473
6	222	REPPE Christiane	H4	GER	17:23.11 (6)	33:54.53 (6) 16:31.42 (5)	+2:19.07	35.389
7	229	JANSEN Jennette	H5	NED	17:31.22 (7)	34:07.92 (7) 16:36.70 (7)	+2:32.46	35.158
8	224	GRAF Sandra	H4	SUI	17:33.99 (8)	34:30.00 (8) 16:56.01 (8)	+2:54.54	34.783
9	230	ENFOT Jessica	H5	SWE	18:57.45 (9)	36:48.63 (9) 17:51.18 (9)	+5:13.17	32.599
10	225	STOECKLI Sandra	H4	SUI	19:30.05(10)	38:02.41 (10) 18:32.36 (10)	+6:26.95	31.546

Average Speed	Race Configuration			Total Race Distance
	Point to Point - Start	Laps	Point to Point - Finish	
37.986km/h	N/A	2 x 10.0km Intermediate Timing Points: 10.0km	N/A	20.0km

Participants					Weather	Temperature (°C)
Entries / NPCs	Ranked	DNF	DSQ	DNS		
10 / 6	10	0	0	0	Sunny	27

Note:
All times shown are real times unless otherwise indicated.

Legend:
DNF Did Not Finish **DNS** Did Not Start **DSQ** Disqualified



Start List

Lista de largada

Start Time	Race Number	Name	Sport Class	NPC Code	Date of Birth	Factor (%)	Time
09:00:00	188	BURNS Roxanne	C3	RSA	21 OCT 1988	100.000	_____
09:01:00	178	REID Amanda	C2	AUS	12 NOV 1996	96.540	_____
09:02:00	179	SONG Zhenling	C2	CHN	29 OCT 1980	96.540	_____
09:03:00	186	GIGLIA Megan	C3	GBR	26 MAR 1985	100.000	_____
09:04:00	185	KENNEDY Simone	C3	AUS	4 JAN 1994	100.000	_____
09:05:00	183	NORBRUIS Alyda	C2	NED	28 MAR 1989	96.540	_____
09:06:00	181	MUNEVAR Daniela Carolina	C2	COL	18 JUL 1995	96.540	_____
09:07:00	182	DIEPOLDOVA Tereza	C2	CZE	17 JUL 1988	96.540	_____
09:08:00	187	SCHINDLER Denise	C3	GER	9 NOV 1985	100.000	_____
09:09:00	184	JONES Allison	C2	USA	12 MAY 1984	96.540	_____
09:10:00	180	ZENG Sini	C2	CHN	3 JAN 1988	96.540	_____
09:11:00	189	WHITMORE Jamie	C3	USA	4 MAY 1976	100.000	_____

Entries / NPCs	Race Configuration			Total Race Distance
12 / 9	2 x 10.0km Intermediate Timing Points: 10.0km			20.0km
Helmet Colour:	C2 Women = Black	C3 Women = Blue		



Final Results

Resultados finais

Race distance: 20km

Rank	Race Number	Name	Sport Class	NPC Code	Split 1 at 10km	Time	Factor (%)	Final Time with % Factor
1	183	NORBRUIS Alyda	C2	NED	15:50.23 (2)	30:50.54 (2) 15:00.31 (2)	96.540	29:46.51
2	187	SCHINDLER Denise	C3	GER	15:35.77 (1)	30:18.99 (1) 14:43.22 (1)	100.000	30:18.99
3	180	ZENG Sini	C2	CHN	16:29.48 (6)	31:47.42 (5) 15:17.94 (3)	96.540	30:41.42
4	181	MUNEVAR Daniela Carolina	C2	COL	16:17.72 (5)	31:53.07 (6) 15:35.35 (5)	96.540	30:46.88
5	184	JONES Allison	C2	USA	16:51.42 (7)	32:52.59 (7) 16:01.17 (7)	96.540	31:44.34
6	186	GIGLIA Megan	C3	GBR	15:56.74 (3)	31:44.56 (3) 15:47.82 (6)	100.000	31:44.56
7	189	WHITMORE Jamie	C3	USA	16:15.42 (4)	31:45.47 (4) 15:30.05 (4)	100.000	31:45.47
8	182	DIEPOLDOVA Tereza	C2	CZE	17:01.23 (9)	33:25.77 (8) 16:24.54 (8)	96.540	32:16.37
9	179	SONG Zhenling	C2	CHN	16:59.08 (8)	33:47.06 (9) 16:47.98 (10)	96.540	32:36.92
10	185	KENNEDY Simone	C3	AUS	17:54.52(10)	34:31.32 (10) 16:36.80 (9)	100.000	34:31.32
11	178	REID Amanda	C2	AUS	18:38.98(11)	37:13.07 (11) 18:34.09 (11)	96.540	35:55.81
	188	BURNS Roxanne	C3	RSA				DNS

Average Speed	Race Configuration			Total Race Distance
	Point to Point - Start	Laps	Point to Point - Finish	
38.908km/h	N/A	2 x 10.0km Intermediate Timing Points: 10.0km	N/A	20.0km

Participants					Weather	Temperature (°C)
Entries / NPCs	Ranked	DNF	DSQ	DNS		
12 / 9	11	0	0	1	Sunny	27

Note:
All times shown are real times unless otherwise indicated.

Legend:
DNF Did Not Finish **DNS** Did Not Start **DSQ** Disqualified



Start List
Lista de largada

Start Time	Race Number	Name	Sport Class	NPC Code	Date of Birth	Time
08:34:00	197	HORAN Katherine	C4	NZL	9 JUN 1975	_____
08:35:00	195	ALENCON Katell	C4	FRA	9 OCT 1986	_____
08:36:00	194	RUAN Jianping	C4	CHN	19 DEC 1984	_____
08:37:00	196	NARCISI Jenny	C4	ITA	4 SEP 1988	_____
08:38:00	192	POWELL Susan	C4	AUS	30 MAY 1967	_____
08:39:00	193	MOLNAR Marie-Claude	C4	CAN	2 OCT 1983	_____
08:40:00	198	FISHER Megan	C4	USA	1 MAR 1983	_____
08:41:00	191	LISNEY Alexandra	C4	AUS	2 JUL 1987	_____
08:42:00	199	MORELLI Shawn	C4	USA	29 MAR 1976	_____

Entries / NPCs	Race Configuration			Total Race Distance
9 / 7	2 x 10.0km Intermediate Timing Points: 10.0km			20.0km
Helmet Colour:	C4 Women = White			



Final Results

Resultados finais

Race distance: 20km

Rank	Race Number	Name	Sport Class	NPC Code	Split 1 at 10km	Final Time	Time Behind	Average Speed
1	199	MORELLI Shawn	C4	USA	15:07.72 (1)	29:45.40 (1)	+0.00	40.327
2	198	FISHER Megan	C4	USA	15:49.89 (4)	30:15.72 (2)	+30.32	39.654
3	192	POWELL Susan	C4	AUS	15:39.64 (2)	30:19.29 (3)	+33.89	39.576
4	191	LISNEY Alexandra	C4	AUS	15:42.46 (3)	30:28.39 (4)	+42.99	39.379
5	193	MOLNAR Marie-Claude	C4	CAN	15:59.13 (5)	30:54.75 (5)	+1:09.35	38.819
6	196	NARCISI Jenny	C4	ITA	16:43.01 (6)	32:19.73 (6)	+2:34.33	37.119
7	194	RUAN Jianping	C4	CHN	16:52.35 (7)	32:46.66 (7)	+3:01.26	36.610
8	197	HORAN Katherine	C4	NZL	17:10.89 (8)	33:32.37 (8)	+3:46.97	35.779
9	195	ALENCON Katell	C4	FRA	17:29.91 (9)	34:15.88 (9)	+4:30.48	35.021

Average Speed	Race Configuration			Total Race Distance
	Point to Point - Start	Laps	Point to Point - Finish	
40.327km/h	N/A	2 x 10.0km Intermediate Timing Points: 10.0km	N/A	20.0km

Participants					Weather	Temperature (°C)
Entries / NPCs	Ranked	DNF	DSQ	DNS		
9 / 7	9	0	0	0	Sunny	27

Note:
All times shown are real times unless otherwise indicated.

Legend:
DNF Did Not Finish **DNS** Did Not Start **DSQ** Disqualified



Start List
Lista de largada

Start Time	Race Number	Name	Sport Class	NPC Code	Date of Birth	Time
08:20:00	201	DELGADO Mariela Analia	C5	ARG	26 JUL 1986	_____
08:21:00	205	LANE Crystal	C5	GBR	13 SEP 1985	_____
08:22:00	210	SCHUBLE Jennifer	C5	USA	8 JUL 1976	_____
08:23:00	204	JUUL Mari-Liis	C5	EST	21 OCT 1979	_____
08:24:00	203	ZHOU Jufang	C5	CHN	19 DEC 1985	_____
08:25:00	209	BOSCO Samantha	C5	USA	18 FEB 1987	_____
08:26:00	202	CLERMONT Nicole	C5	CAN	24 AUG 1961	_____
08:27:00	207	BRACHTENDORF Kerstin	C5	GER	22 MAY 1972	_____
08:28:00	208	HARKOWSKA Anna	C5	POL	20 MAR 1980	_____
08:29:00	206	STOREY Sarah	C5	GBR	26 OCT 1977	_____

Entries / NPCs	Race Configuration			Total Race Distance
10 / 8	2 x 10.0km Intermediate Timing Points: 10.0km			20.0km
Helmet Colour:	C5 Women = Red			



Final Results

Resultados finais

Race distance: 20km

Rank	Race Number	Name	Sport Class	NPC Code	Split 1 at 10km	Final Time	Time Behind	Average Speed
1	206	STOREY Sarah	C5	GBR	13:57.69 (1)	27:22.42 (1)	+0.00	43.838
2	208	HARKOWSKA Anna	C5	POL	14:58.01 (3)	28:52.79 (2)	+1:30.37	41.551
3	209	BOSCO Samantha	C5	USA	14:54.13 (2)	29:04.66 (3)	+1:42.24	41.269
4	205	LANE Crystal	C5	GBR	15:16.29 (5)	29:37.23 (4)	+2:14.81	40.512
5	210	SCHUBLE Jennifer	C5	USA	15:13.64 (4)	29:47.36 (5)	+2:24.94	40.283
6	201	DELGADO Mariela Analia	C5	ARG	15:24.24 (6)	29:59.78 (6)	+2:37.36	40.005
7	207	BRACHTENDORF Kerstin	C5	GER	15:35.39 (8)	30:31.46 (7)	+3:09.04	39.313
8	202	CLERMONT Nicole	C5	CAN	15:30.99 (7)	30:32.52 (8)	+3:10.10	39.290
9	204	JUUL Mari-Liis	C5	EST	16:29.07 (9)	32:11.31 (9)	+4:48.89	37.280
	203	ZHOU Jufang	C5	CHN				DNS

Average Speed	Race Configuration			Total Race Distance
	Point to Point - Start	Laps	Point to Point - Finish	
43.838km/h	N/A	2 x 10.0km Intermediate Timing Points: 10.0km	N/A	20.0km

Participants					Weather	Temperature (°C)
Entries / NPCs	Ranked	DNF	DSQ	DNS		
10 / 8	9	0	0	1	Sunny	27

Note:
All times shown are real times unless otherwise indicated.

Legend:
DNF Did Not Finish **DNS** Did Not Start **DSQ** Disqualified



Start List

Lista de largada

Start Time	Race Number	Name	Sport Class	NPC Code	Date of Birth	Factor (%)	Time
15:37:00	233	OTERO Cristina Liliana	T2	ARG	4 APR 1986	100.000	_____
15:38:00	235	CROTEAU Marie-Eve	T2	CAN	19 JUN 1979	100.000	_____
15:39:00	237	DINES Hannah	T2	GBR	14 APR 1993	100.000	_____
15:40:00	238	MAJUNKE Jana	T2	GER	21 AUG 1990	100.000	_____
15:41:00	236	GAUTIER Shelley	T1	CAN	31 OCT 1968	82.350	_____
15:42:00	239	WALSH Jill	T2	USA	19 JUN 1963	100.000	_____
15:43:00	234	COOKE Carol	T2	AUS	6 AUG 1961	100.000	_____

Entries / NPCs	Race Configuration			Total Race Distance
7 / 6	1 x 15.0km			15.0km
Helmet Colour:	T1 Women = Blue	T2 Women = White		



Final Results

Resultados finais

Race distance: 15km

Rank	Race Number	Name	Sport Class	NPC Code	Time	Factor (%)	Final Time with % Factor
1	234	COOKE Carol	T2	AUS	26:11.40 (1)	100.000	26:11.40
2	239	WALSH Jill	T2	USA	26:49.67 (2)	100.000	26:49.67
3	236	GAUTIER Shelley	T1	CAN	26:49.67 (2)	82.350	26:50.87
4	238	MAJUNKE Jana	T2	GER	32:36.13 (6)	100.000	27:43.46
5	237	DINES Hannah	T2	GBR	32:36.13 (6)	100.000	28:51.20
6	235	CROTEAU Marie-Eve	T2	CAN	27:43.46 (3)	100.000	29:43.47
7	233	OTERO Cristina Liliana	T2	ARG	28:51.20 (4)	100.000	35:20.52
					29:43.47 (5)		
					35:20.52 (7)		

Average Speed	Race Configuration			Total Race Distance
	Point to Point - Start	Laps	Point to Point - Finish	
34.364km/h	N/A	1 x 15.0km	N/A	15.0km

Participants					Weather	Temperature (°C)
Entries / NPCs	Ranked	DNF	DSQ	DNS		
7 / 6	7	0	0	0	Sunny	28

Note:
All times shown are real times unless otherwise indicated.

Legend:
DNF Did Not Finish **DNS** Did Not Start **DSQ** Disqualified



Start List
Lista de largada

Start Time	Race Number	Name	Sport Class	NPC Code	Date of Birth	Time
14:44:00	168	KANTZA Paraskevi VOUTZALI Vasiliki	B PLT	GRE GRE	8 AUG 1976 8 OCT 1983	_____
14:45:00	173	CAMERON Amanda van KAMPEN Hannah	B PLT	NZL NZL	25 AUG 1988 8 MAY 1993	_____
14:46:00	171	KLAASSEN Larissa DOLMAN Haliegh	B PLT	NED NED	7 MAY 1994 13 JUN 1995	_____
14:47:00	163	RYAN Shawna CARON Joanie	B PLT	CAN CAN	17 NOV 1974 27 APR 1984	_____
14:48:00	161	HOET Griet MONSIEUR Anneleen	B PLT	BEL BEL	12 JUN 1978 26 JAN 1978	_____
14:49:00	165	BENITEZ GUZMAN Josefa GOMEZ FRANQUET Beatriu	B PLT	ESP ESP	30 AUG 1969 6 MAY 1987	_____
14:50:00	177	CHESHIRE Shawn WOODRING Mackenzie	B PLT	USA USA	16 SEP 1975 16 FEB 1979	_____
14:51:00	175	DUZIKOWSKA Anna MORYTKO Natalia	B PLT	POL POL	20 SEP 1993 10 APR 1993	_____
14:52:00	162	FANHANI Marcia FERREIRA Mariane	B PLT	BRA BRA	7 AUG 1986 25 DEC 1989	_____
14:53:00	170	KANUMA Yurie TANAKA Mai	B PLT	JPN JPN	20 MAY 1981 25 DEC 1989	_____
14:54:00	164	WELDON Robbi LEMIEUX Audrey	B PLT	CAN CAN	6 SEP 1975 9 MAY 1985	_____
14:55:00	167	CHALKIADAKI Adamantia MILAKI Argyro	B PLT	GRE GRE	1 OCT 1986 3 JUL 1992	_____
14:56:00	169	DUNLEVY Katie George McCRYSTAL Evelyn	B PLT	IRL IRL	26 NOV 1981 28 JUL 1978	_____
14:57:00	166	TURNHAM Lora HALL Corrine	B PLT	GBR GBR	4 SEP 1988 20 FEB 1991	_____
14:58:00	172	van DEUDEKOM Odette van DIJK Kim	B PLT	NED NED	10 APR 1979 27 DEC 1984	_____
14:59:00	174	FOY Emma THOMPSON Laura	B PLT	NZL NZL	6 APR 1989 4 JUN 1987	_____
15:00:00	176	PODKOSCIELNA Iwona TECLAW Aleksandra	B PLT	POL POL	1 JUN 1988 23 MAY 1986	_____



Final Results

Resultados finais

REVISED

14 SEP 16:42

Race distance: 30km

Rank	Race Number	Name	Sport Class	NPC Code	Split 1 at 15km	Final Time	Time Behind	Average Speed
1	169	DUNLEVY Katie George	B	IRL	19:47.61 (1)	38:59.22 (1) 19:11.61 (1)	+0.00	46.169
		McCRYSTAL Evelyn	PLT	IRL				
2	170	KANUMA Yurie	B	JPN	20:09.34 (4)	39:32.92 (2) 19:23.58 (2)	+33.70	45.514
		TANAKA Mai	PLT	JPN				
3	166	TURNHAM Lora	B	GBR	19:59.92 (2)	39:33.81 (3) 19:33.89 (3)	+34.59	45.496
		HALL Corrine	PLT	GBR				
4	174	FOY Emma	B	NZL	20:07.88 (3)	39:45.87 (4) 19:37.99 (5)	+46.65	45.267
		THOMPSON Laura	PLT	NZL				
5	176	PODKOSCIELNA Iwona	B	POL	20:19.82 (5)	39:54.45 (5) 19:34.63 (4)	+55.23	45.104
		TECLAW Aleksandra	PLT	POL				
6	177	CHESHIRE Shawn	B	USA	21:06.23 (7)	41:07.76 (6) 20:01.53 (6)	+2:08.54	43.764
		WOODRING Mackenzie	PLT	USA				
7	164	WELDON Robbi	B	CAN	21:05.05 (6)	41:38.98 (7) 20:33.93 (8)	+2:39.76	43.218
		LEMIEUX Audrey	PLT	CAN				
8	172	van DEUDEKOM Odette	B	NED	21:53.05(11)	42:04.84 (8) 20:11.79 (7)	+3:05.62	42.775
		van DIJK Kim	PLT	NED				
9	173	CAMERON Amanda	B	NZL	21:48.49 (8)	42:29.93 (9) 20:41.44 (9)	+3:30.71	42.354
		van KAMPEN Hannah	PLT	NZL				
10	165	BENITEZ GUZMAN Josefa	B	ESP	21:48.71 (9)	42:32.37 (10) 20:43.66 (10)	+3:33.15	42.314
		GOMEZ FRANQUET Beatriu	PLT	ESP				
11	171	KLAASSEN Larissa	B	NED	21:51.95(10)	42:35.92 (11) 20:43.97 (11)	+3:36.70	42.255
		DOLMAN Haliegh	PLT	NED				
12	167	CHALKIADAKI Adamantia	B	GRE	21:57.13(12)	43:03.79 (12) 21:06.66 (13)	+4:04.57	41.799
		MILAKI Argyro	PLT	GRE				
13	163	RYAN Shawna	B	CAN	21:57.85(13)	43:04.33 (13) 21:06.48 (12)	+4:05.11	41.790
		CARON Joanie	PLT	CAN				
14	175	DUZIKOWSKA Anna	B	POL	22:01.35(14)	43:28.31 (14) 21:26.96 (15)	+4:29.09	41.406
		MORYTKO Natalia	PLT	POL				



Start List

Lista de largada

Race Number	Name	Sport Class	NPC Code	Date of Birth
101	SCHATTAUER Wolfgang	H2	AUT	8 OCT 1959
102	HINDRICQ Christophe	H2	BEL	18 FEB 1965
103	LION Yaakov Kobi	H2	ISR	25 MAY 1976
104	MAZZONE Luca	H2	ITA	3 MAY 1971
105	FANKHAUSER Tobias	H2	SUI	9 NOV 1989
106	BACKMAN Anders	H2	SWE	17 OCT 1985
107	GROULX William	H2	USA	11 MAR 1974
108	SHERIDAN Brian	H2	USA	13 OCT 1975

Entries / NPCs	Race Configuration			Total Race Distance
	Point to Point - Start	Laps	Point to Point - Finish	
8 / 7	N/A	3 x 15.0km	N/A	45.0km
Helmet Colour:	H2 Men = Blue			



Final Results

Resultados finais

Race distance: 45km

Rank	Race Number	Name	Sport Class	NPC Code	Final Time	Time Behind
1	107	GROULX William	H2	USA	1:15:23	+0
2	104	MAZZONE Luca	H2	ITA	"	"
3	105	FANKHAUSER Tobias	H2	SUI	1:23:12	+7:49
4	106	BACKMAN Anders	H2	SWE	1:23:14	+7:51
5	102	HINDRICQ Christophe	H2	BEL	"	"
6	108	SHERIDAN Brian	H2	USA	1:23:47	+8:24
7	101	SCHATTAUER Wolfgang	H2	AUT	1:31:39	+16:16
8	103	LION Yaakov Kobi	H2	ISR	1:45:24	+30:01

Average Speed	Race Configuration			Total Race Distance
	Point to Point - Start	Laps	Point to Point - Finish	
35.817km/h	N/A	3 x 15.0km	N/A	45.0km

Participants					Weather	Temperature (°C)
Entries / NPCs	Ranked	DNF	DSQ	DNS		
8 / 7	8	0	0	0	Partly cloudy	26

Legend:	DNF Did Not Finish	DNS Did Not Start	DSQ Disqualified
----------------	---------------------------	--------------------------	-------------------------



Race Analysis

Análise da corrida

After: Finish

Rank	Race Number	Name	Sport Class	NPC Code	Lap 1		Lap 2		Finish	Gap
1	107	GROULX William	H2	USA	24:41	(2)	49:44	(2)	1:15:23 (1)	+0
2	104	MAZZONE Luca	H2	ITA	24:41	(1)	49:44	(1)	1:15:23 (2)	"
3	105	FANKHAUSER Tobias	H2	SUI	25:47	(5)	53:52	(5)	1:23:12 (3)	+7:49
4	106	BACKMAN Anders	H2	SWE	25:47	(4)	53:52	(4)	1:23:14 (4)	+7:51
5	102	HINDRICQ Christophe	H2	BEL	25:47	(6)	53:52	(6)	1:23:14 (5)	"
6	108	SHERIDAN Brian	H2	USA	25:47	(3)	53:52	(3)	1:23:47 (6)	+8:24
7	101	SCHATTAUER Wolfgang	H2	AUT	29:34	(7)	1:00:04	(7)	1:31:39 (7)	+16:16
8	103	LION Yaakov Kobi	H2	ISR	37:06	(8)	1:11:59	(8)	1:45:24 (8)	+30:01

Segment	Lap 1	Lap 2	Lap 3
Race Distance	15km	30km	45km

Note:

Intermediate (lap) times are information recorded from transponders. Final time used for ranking at the end of the race is determined with photo-finish for all riders.



Start List

Lista de largada

Race Number	Name	Sport Class	NPC Code	Date of Birth
109	ABLINGER Walter	H3	AUT	12 MAY 1969
110	DEBERG Jean-Francois	H3	BEL	17 NOV 1981
111	MOREAU Charles	H3	CAN	11 APR 1982
112	PELTOPURO Jani	H3	FIN	1 MAY 1973
113	FRANEK David	H3	FRA	9 SEP 1974
114	WEBER Maximilian	H3	GER	9 AUG 1964
115	SLEVIN Declan	H3	IRL	22 JAN 1969
116	CECCHETTO Paolo	H3	ITA	19 JUL 1967
117	PODESTA Vittorio	H3	ITA	3 JUN 1973
118	FRATINI Luciano	H3	LUX	31 OCT 1963
119	FREI Heinz	H3	SUI	28 JAN 1958
120	WEBER Lukas	H3	SUI	28 SEP 1969
121	LACHENAUER William	H3	USA	14 APR 1971

Entries / NPCs	Race Configuration			Total Race Distance
	Point to Point - Start	Laps	Point to Point - Finish	
13 / 11	N/A	4 x 15.0km	N/A	60.0km
Helmet Colour:	H3 Men = White			



Final Results

Resultados finais

Race distance: 60km

Rank	Race Number	Name	Sport Class	NPC Code	Final Time	Time Behind
1	116	CECCHETTO Paolo	H3	ITA	1:33:17	+0
2	114	WEBER Maximilian	H3	GER	"	"
3	111	MOREAU Charles	H3	CAN	"	"
4	110	DEBERG Jean-Francois	H3	BEL	"	"
5	113	FRANEK David	H3	FRA	"	"
6	117	PODESTA Vittorio	H3	ITA	"	"
7	119	FREI Heinz	H3	SUI	1:34:29	+1:12
8	112	PELTOPURO Jani	H3	FIN	1:39:25	+6:08
9	115	SLEVIN Declan	H3	IRL	1:44:30	+11:13
10	118	FRATINI Luciano	H3	LUX	1:52:52	+19:35
11	109	ABLINGER Walter	H3	AUT	1:53:29	+20:12
12	121	LACHENAUER William	H3	USA	"	"
	120	WEBER Lukas	H3	SUI	DNF	

Average Speed	Race Configuration			Total Race Distance
	Point to Point - Start	Laps	Point to Point - Finish	
38.592km/h	N/A	4 x 15.0km	N/A	60.0km

Participants					Weather	Temperature (°C)
Entries / NPCs	Ranked	DNF	DSQ	DNS		
13 / 11	12	1	0	0	Partly cloudy	26

Legend:					
DNF	Did Not Finish	DNS	Did Not Start	DSQ	Disqualified



Race Analysis

Análise da corrida

After: Finish

Rank	Race Number	Name	Sport Class	NPC Code	Lap 1		Lap 2		Lap 3		Finish	Gap	
1	116	CECCHETTO Paolo	H3	ITA	24:14	(2)	47:27	(4)	1:10:21	(3)	1:33:17	(1)	+0
2	114	WEBER Maximilian	H3	GER	24:14	(3)	47:27	(5)	1:10:21	(5)	1:33:17	(2)	"
3	111	MOREAU Charles	H3	CAN	24:17	(6)	47:27	(2)	1:10:21	(4)	1:33:17	(3)	"
4	110	DEBERG Jean-Francois	H3	BEL	24:17	(7)	47:27	(7)	1:10:21	(6)	1:33:17	(4)	"
5	113	FRANEK David	H3	FRA	24:17	(8)	47:27	(6)	1:10:21	(7)	1:33:17	(5)	"
6	117	PODESTA Vittorio	H3	ITA	24:17	(5)	47:27	(1)	1:10:17	(1)	1:33:17	(6)	"
7	119	FREI Heinz	H3	SUI	24:17	(10)	47:31	(8)	1:10:21	(2)	1:34:29	(7)	+1:12
8	112	PELTOPURO Jani	H3	FIN	24:17	(9)	47:31	(10)	1:13:11	(8)	1:39:25	(8)	+6:08
9	115	SLEVIN Declan	H3	IRL	24:17	(12)	50:49	(12)	1:17:29	(9)	1:44:30	(9)	+11:13
10	118	FRATINI Luciano	H3	LUX	26:43	(13)	54:45	(13)	1:24:19	(12)	1:52:52	(10)	+19:35
11	109	ABLINGER Walter	H3	AUT	24:14	(1)	47:27	(3)	1:18:08	(11)	1:53:29	(11)	+20:12
12	121	LACHENAUER William	H3	USA	24:14	(4)	48:38	(11)	1:17:31	(10)	1:53:29	(12)	"
	120	WEBER Lukas	H3	SUI	24:17	(11)	47:31	(9)			DNF		

Segment	Lap 1	Lap 2	Lap 3	Lap 4
Race Distance	15km	30km	45km	60km

Note:
Intermediate (lap) times are information recorded from transponders. Final time used for ranking at the end of the race is determined with photo-finish for all riders.

Legend:
DNF Did Not Finish



Start List

Lista de largada

Race Number	Name	Sport Class	NPC Code	Date of Birth
132	FRUHWIRTH Thomas	H4	AUT	12 AUG 1981
133	van de STEENE Jonas	H4	BEL	15 FEB 1987
134	CHRISTIANSEN Kim Kluver	H4	DEN	8 SEP 1980
135	JORGENSEN Michael	H4	DEN	12 OCT 1978
136	BOSREDON Mathieu	H4	FRA	23 NOV 1990
137	JEANNOT Joel	H4	FRA	23 SEP 1965
138	MERKLEIN Vico	H4	GER	12 AUG 1977
139	WAGENER Joel	H4	LUX	17 AUG 1972
140	SKRZYPINSKI Arkadiusz	H4	POL	21 JUN 1975
141	WILK Rafal	H4	POL	9 DEC 1974
142	FROHOFER Felix	H4	SUI	29 AUG 1994
143	DAVIS Thomas	H4	USA	22 APR 1977

Entries / NPCs	Race Configuration			Total Race Distance
	Point to Point - Start	Laps	Point to Point - Finish	
12 / 9	N/A	4 x 15.0km	N/A	60.0km
Helmet Colour:	H4 Men = Red			



Final Results

Resultados finais

Race distance: 60km

Rank	Race Number	Name	Sport Class	NPC Code	Final Time	Time Behind
1	138	MERKLEIN Vico	H4	GER	1:28:48	+0
2	141	WILK Rafal	H4	POL	1:28:51	+3
3	137	JEANNOT Joel	H4	FRA	1:28:54	+6
4	136	BOSREDON Mathieu	H4	FRA	"	"
5	133	van de STEENE Jonas	H4	BEL	1:28:57	+9
6	143	DAVIS Thomas	H4	USA	1:28:59	+11
7	132	FRUHWIRTH Thomas	H4	AUT	"	"
8	134	CHRISTIANSEN Kim Kluver	H4	DEN	"	"
9	135	JORGENSEN Michael	H4	DEN	1:33:00	+4:12
10	140	SKRZYPINSKI Arkadiusz	H4	POL	1:35:04	+6:16
11	139	WAGENER Joel	H4	LUX	1:41:11	+12:23
12	142	FROHOFER Felix	H4	SUI	"	"

Average Speed	Race Configuration			Total Race Distance
	Point to Point - Start	Laps	Point to Point - Finish	
40.541km/h	N/A	4 x 15.0km	N/A	60.0km

Participants					Weather	Temperature (°C)
Entries / NPCs	Ranked	DNF	DSQ	DNS		
12 / 9	12	0	0	0	Partly cloudy	26

Legend:					
DNF	Did Not Finish	DNS	Did Not Start	DSQ	Disqualified



Race Analysis

Análise da corrida

After: Finish

Rank	Race Number	Name	Sport Class	NPC Code	Lap 1		Lap 2		Lap 3		Finish	Gap	
1	138	MERKLEIN Vico	H4	GER	22:32	(9)	44:43	(4)	1:07:02	(6)	1:28:48	(1)	+0
2	141	WILK Rafal	H4	POL	22:32	(1)	44:43	(1)	1:07:02	(2)	1:28:51	(2)	+3
3	137	JEANNOT Joel	H4	FRA	22:32	(7)	44:43	(6)	1:07:02	(5)	1:28:54	(3)	+6
4	136	BOSREDON Mathieu	H4	FRA	22:32	(2)	44:43	(5)	1:07:02	(4)	1:28:54	(4)	"
5	133	van de STEENE Jonas	H4	BEL	22:32	(3)	44:43	(7)	1:07:02	(7)	1:28:57	(5)	+9
6	143	DAVIS Thomas	H4	USA	22:32	(4)	44:43	(3)	1:07:02	(8)	1:28:59	(6)	+11
7	132	FRUHWIRTH Thomas	H4	AUT	22:32	(5)	44:43	(8)	1:07:02	(1)	1:28:59	(7)	"
8	134	CHRISTIANSEN Kim Kluver	H4	DEN	22:32	(6)	44:43	(2)	1:07:02	(3)	1:28:59	(8)	"
9	135	JORGENSEN Michael	H4	DEN	22:32	(10)	45:45	(9)	1:09:20	(9)	1:33:00	(9)	+4:12
10	140	SKRZYPINSKI Arkadiusz	H4	POL	22:32	(8)	46:12	(10)	1:10:46	(10)	1:35:04	(10)	+6:16
11	139	WAGENER Joel	H4	LUX	24:31	(12)	49:42	(11)	1:14:30	(11)	1:41:11	(11)	+12:23
12	142	FROHOFER Felix	H4	SUI	23:31	(11)	49:42	(12)	1:14:30	(12)	1:41:11	(12)	"

Segment	Lap 1	Lap 2	Lap 3	Lap 4
Race Distance	15km	30km	45km	60km

Note:

Intermediate (lap) times are information recorded from transponders. Final time used for ranking at the end of the race is determined with photo-finish for all riders.



Start List

Lista de largada

Race Number	Name	Sport Class	NPC Code	Date of Birth
122	TRIPP Stuart	H5	AUS	13 JUN 1970
123	ZANARDI Alessandro	H5	ITA	23 OCT 1966
124	de VRIES Tim	H5	NED	10 AUG 1978
125	PLAT Jetze	H5	NED	10 JUN 1991
126	REEKERS Johan	H5	NED	28 DEC 1957
127	COSTA Luis	H5	POR	10 JUN 1973
128	van DYK Ernst	H5	RSA	4 APR 1973
129	JERALIC Primož	H5	SLO	20 APR 1983
130	de los SANTOS Alfredo	H5	USA	17 OCT 1969
131	SANCHEZ Oscar	H5	USA	2 DEC 1975

Entries / NPCs	Race Configuration			Total Race Distance
	Point to Point - Start	Laps	Point to Point - Finish	
10 / 7	N/A	4 x 15.0km	N/A	60.0km
Helmet Colour:	H5 Men = Black			



Final Results

Resultados finais

Race distance: 60km

Rank	Race Number	Name	Sport Class	NPC Code	Final Time	Time Behind
1	128	van DYK Ernst	H5	RSA	1:37:49	+0
2	123	ZANARDI Alessandro	H5	ITA	"	"
3	125	PLAT Jetze	H5	NED	"	"
4	131	SANCHEZ Oscar	H5	USA	1:37:51	+2
5	126	REEKERS Johan	H5	NED	"	"
6	130	de los SANTOS Alfredo	H5	USA	"	"
7	122	TRIPP Stuart	H5	AUS	"	"
8	127	COSTA Luis	H5	POR	1:37:56	+7
9	124	de VRIES Tim	H5	NED	"	"
10	129	JERALIC Primoz	H5	SLO	1:54:42	+16:53

Average Speed	Race Configuration			Total Race Distance
	Point to Point - Start	Laps	Point to Point - Finish	
36.804km/h	N/A	4 x 15.0km	N/A	60.0km

Participants					Weather	Temperature (°C)
Entries / NPCs	Ranked	DNF	DSQ	DNS		
10 / 7	10	0	0	0	Partly cloudy	26

Legend:	DNF Did Not Finish	DNS Did Not Start	DSQ Disqualified
----------------	---------------------------	--------------------------	-------------------------



Race Analysis

Análise da corrida

After: Finish

Rank	Race Number	Name	Sport Class	NPC Code	Lap 1		Lap 2		Lap 3		Finish	Gap
1	128	van DYK Ernst	H5	RSA	23:56	(7)	47:43	(8)	1:12:48	(8)	1:37:49 (1)	+0
2	123	ZANARDI Alessandro	H5	ITA	23:56	(2)	47:43	(5)	1:12:48	(5)	1:37:49 (2)	"
3	125	PLAT Jetze	H5	NED	23:56	(9)	47:43	(6)	1:12:48	(7)	1:37:49 (3)	"
4	131	SANCHEZ Oscar	H5	USA	23:56	(5)	47:41	(3)	1:12:48	(1)	1:37:51 (4)	+2
5	126	REEKERS Johan	H5	NED	23:56	(8)	47:41	(4)	1:12:48	(4)	1:37:51 (5)	"
6	130	de los SANTOS Alfredo	H5	USA	23:56	(4)	47:43	(7)	1:12:48	(6)	1:37:51 (6)	"
7	122	TRIPP Stuart	H5	AUS	23:56	(1)	47:41	(2)	1:12:48	(3)	1:37:51 (7)	"
8	127	COSTA Luis	H5	POR	23:56	(6)	47:43	(9)	1:12:48	(9)	1:37:56 (8)	+7
9	124	de VRIES Tim	H5	NED	23:56	(3)	47:21	(1)	1:12:48	(2)	1:37:56 (9)	"
10	129	JERALIC Primoz	H5	SLO	25:39	(10)	1:00:32	(10)	1:27:08	(10)	1:54:42 (10)	+16:53

Segment	Lap 1	Lap 2	Lap 3	Lap 4
Race Distance	15km	30km	45km	60km

Note:

Intermediate (lap) times are information recorded from transponders. Final time used for ranking at the end of the race is determined with photo-finish for all riders.



Start List
Lista de largada

Race Number	Name	Sport Class	NPC Code	Date of Birth
26	LOPEZ Rodrigo Fernando	C1	ARG	3 JAN 1979
27	WILSON Ross	C1	CAN	10 DEC 1981
28	LI Zhangyu	C1	CHN	12 AUG 1988
29	MENDEZ FERNANDEZ Juan Jose	C1	ESP	27 MAR 1964
30	TEUBER Michael	C1	GER	23 JAN 1968
31	WINKLER Erich	C1	GER	23 MAY 1968
32	MASINI Giancarlo	C1	ITA	10 JAN 1970
33	NIJHUIS Arnoud	C1	NED	9 JUL 1989
34	LISTER William	C1	USA	23 MAY 1982
35	CHERNOVE Tristen	C2	CAN	22 MAY 1975
36	LIANG Guihua	C2	CHN	25 MAY 1984
37	GALVIS BECERRA Alvaro	C2	COL	25 JAN 1970
38	KOBLASA Ivo	C2	CZE	10 JUL 1993
39	ECKHARD TIO Maurice Far	C2	ESP	26 JUL 1983
42	LYNCH Colin	C2	IRL	16 DEC 1970
43	KAWAMOTO Shota	C2	JPN	19 AUG 1996
44	HILARIO RIMAS Israel	C2	PER	6 DEC 1974
45	PINAO Telmo	C2	POR	5 NOV 1979
46	OLAH Attila	C2	ROU	16 MAY 1989
47	RIDGARD Craig	C2	RSA	9 APR 1967
48	BOLLIGER Roger	C2	SUI	17 NOV 1974
49	MOLINA Cirio de Jesus	C2	VEN	24 JUL 1980
50	XIE Hao	C2	CHN	21 AUG 1989
51	GARRIDO MARQUEZ Victor Hugo	C2	VEN	21 OCT 1966
52	NICHOLAS David	C3	AUS	1 DEC 1991
53	SCHELFHOUT Diederick	C3	BEL	26 DEC 1985
54	SAMETZ Michael	C3	CAN	21 MAY 1996
55	MUNOZ MARIN Esneider	C3	COL	9 SEP 1988
56	WARIAS Steffen	C3	GER	1 JAN 1985
57	CLIFFORD Eoghan	C3	IRL	26 AUG 1980
58	ANOBILE Fabio	C3	ITA	16 DEC 1993
59	FUJITA Masaki	C3	JPN	17 JAN 1985
60	JIN Yongsik	C3	KOR	4 JUL 1978
61	JOHANSEN Glenn	C3	NOR	15 AUG 1974
62	SHARP Fraser	C3	NZL	15 AUG 1976
63	MARVIG Henrik	C3	SWE	19 MAR 1977
64	BERENYI Joseph	C3	USA	12 NOV 1968
65	BOSMANS Kris	C3	BEL	15 APR 1980
66	GRANADOS ALKORTA Amador	C3	ESP	15 MAY 1967
67	SANTAS ASENSIO Eduardo	C3	ESP	4 AUG 1989



Start List
Lista de largada

Race Number	Name	Sport Class	NPC Code	Date of Birth
-------------	------	-------------	----------	---------------

Entries / NPCs	Race Configuration			Total Race Distance
	Point to Point - Start	Laps	Point to Point - Finish	
40 / 24	N/A	3 x 23.7km	N/A	71.1km
Helmet Colour:	C1 Men = Yellow	C2 Men = Black	C3 Men = Blue	



Final Results

Resultados finais

Race distance: 71.1km

Rank	Race Number	Name	Sport Class	NPC Code	Final Time	Time Behind
1	56	WARIAS Steffen	C3	GER	1:49:11	+0
2	65	BOSMANS Kris	C3	BEL	"	"
3	58	ANOBILE Fabio	C3	ITA	"	"
4	55	MUNOZ MARIN Esneider	C3	COL	"	"
5	57	CLIFFORD Eoghan	C3	IRL	1:49:21	+10
6	52	NICHOLAS David	C3	AUS	1:51:48	+2:37
7	63	MARVIG Henrik	C3	SWE	"	"
8	38	KOBLASA Ivo	C2	CZE	"	"
9	67	SANTAS ASENSIO Eduardo	C3	ESP	"	"
10	64	BERENYI Joseph	C3	USA	"	"
11	62	SHARP Fraser	C3	NZL	"	"
12	44	HILARIO RIMAS Israel	C2	PER	"	"
13	59	FUJITA Masaki	C3	JPN	"	"
14	30	TEUBER Michael	C1	GER	1:52:09	+2:58
15	35	CHERNOVE Tristen	C2	CAN	1:54:49	+5:38
16	39	ECKHARD TIO Maurice Far	C2	ESP	1:54:58	+5:47
17	60	JIN Yongsik	C3	KOR	1:55:04	+5:53
18	31	WINKLER Erich	C1	GER	"	"
19	32	MASINI Giancarlo	C1	ITA	1:55:20	+6:09
20	49	MOLINA Cirio de Jesus	C2	VEN	1:58:19	+9:08
21	33	NIJHUIS Arnoud	C1	NED	1:58:53	+9:42
22	45	PINAO Telmo	C2	POR	1:58:55	+9:44
23	29	MENDEZ FERNANDEZ Juan Jose	C1	ESP	1:59:15	+10:04
24	42	LYNCH Colin	C2	IRL	2:00:56	+11:45
25	61	JOHANSEN Glenn	C3	NOR	"	"
26	36	LIANG Guihua	C2	CHN	2:01:55	+12:44
27	48	BOLLIGER Roger	C2	SUI	2:07:36	+18:25
28	47	RIDGARD Craig	C2	RSA	"	"
29	46	OLAH Attila	C2	ROU	2:07:59	+18:48
30	26	LOPEZ Rodrigo Fernando	C1	ARG	2:15:19	+26:08
31	43	KAWAMOTO Shota	C2	JPN	2:26:46	+37:35
	27	WILSON Ross	C1	CAN	DNF	
	51	GARRIDO MARQUEZ Victor Hugo	C2	VEN	DNF	
	53	SCHELFHOUT Diederick	C3	BEL	DNF	
	66	GRANADOS ALKORTA Amador	C3	ESP	DNF	
	50	XIE Hao	C2	CHN	DNF	
	28	LI Zhangyu	C1	CHN	DNF	
	54	SAMETZ Michael	C3	CAN	DNF	
	37	GALVIS BECERRA Alvaro	C2	COL	DSQ	
	34	LISTER William	C1	USA	DNS	



Final Results

Resultados finais

Race distance: 71.1km

Rank	Race Number	Name	Sport Class	NPC Code	Final Time	Time Behind
------	-------------	------	-------------	----------	------------	-------------

Average Speed	Race Configuration			Total Race Distance
	Point to Point - Start	Laps	Point to Point - Finish	
39.072km/h	N/A	3 x 23.7km	42.0km	71.1km

Participants					Weather	Temperature (°C)
Entries / NPCs	Ranked	DNF	DSQ	DNS		
40 / 24	31	7	1	1	Overcast	23

Legend:

DNF Did Not Finish **DNS** Did Not Start **DSQ** Disqualified

Note: Rider #37 GALVIS BECERRA Alvaro (COL), disqualified for wilful deviation from the course.



Race Analysis

Análise da corrida

After: Finish

Rank	Race Number	Name	Sport Class	NPC Code	Lap 1	Lap 2	Finish	Gap
1	56	WARIAS Steffen	C3	GER	35:44 (3)	1:12:03 (4)	1:49:11 (1)	+0
2	65	BOSMANS Kris	C3	BEL	35:44 (5)	1:12:03 (5)	1:49:11 (2)	"
3	58	ANOBILE Fabio	C3	ITA	35:44 (1)	1:12:03 (1)	1:49:11 (3)	"
4	55	MUNOZ MARIN Esneider	C3	COL	35:44 (4)	1:12:03 (3)	1:49:11 (4)	"
5	57	CLIFFORD Eoghan	C3	IRL	35:44 (2)	1:12:03 (2)	1:49:21 (5)	+10
6	52	NICHOLAS David	C3	AUS	36:08 (7)	1:12:25 (6)	1:51:48 (6)	+2:37
7	63	MARVIG Henrik	C3	SWE	36:54 (12)	1:13:41 (9)	1:51:48 (7)	"
8	38	KOBLASA Ivo	C2	CZE	36:54 (10)	1:13:41 (10)	1:51:48 (8)	"
9	67	SANTAS ASENSIO Eduardo	C3	ESP	35:44 (6)	1:13:03 (7)	1:51:48 (9)	"
10	64	BERENYI Joseph	C3	USA	36:45 (8)	1:13:41 (12)	1:51:48 (10)	"
11	62	SHARP Fraser	C3	NZL	37:25 (20)	1:14:35 (14)	1:51:48 (11)	"
12	44	HILARIO RIMAS Israel	C2	PER	36:54 (14)	1:13:41 (13)	1:51:48 (12)	"
13	59	FUJITA Masaki	C3	JPN	36:54 (9)	1:13:41 (8)	1:51:48 (13)	"
14	30	TEUBER Michael	C1	GER	36:54 (18)	1:13:41 (11)	1:52:09 (14)	+2:58
15	35	CHERNOVE Tristen	C2	CAN	38:03 (24)	1:15:52 (16)	1:54:49 (15)	+5:38
16	39	ECKHARD TIO Maurice Far	C2	ESP	37:03 (19)	1:14:50 (15)	1:54:58 (16)	+5:47
17	60	JIN Yongsik	C3	KOR	36:54 (16)	1:15:52 (19)	1:55:04 (17)	+5:53
18	31	WINKLER Erich	C1	GER	36:54 (17)	1:15:52 (18)	1:55:04 (18)	"
19	32	MASINI Giancarlo	C1	ITA	36:54 (15)	1:15:52 (17)	1:55:20 (19)	+6:09
20	49	MOLINA Cirio de Jesus	C2	VEN	38:03 (25)	1:16:15 (20)	1:58:19 (20)	+9:08
21	33	NIJHUIS Arnoud	C1	NED	38:03 (27)	1:17:09 (21)	1:58:53 (21)	+9:42
22	45	PINAO Telmo	C2	POR	37:25 (22)	1:17:09 (23)	1:58:55 (22)	+9:44
23	29	MENDEZ FERNANDEZ Juan Jose	C1	ESP	38:03 (26)	1:17:09 (22)	1:59:15 (23)	+10:04
24	42	LYNCH Colin	C2	IRL	37:28 (23)	1:17:58 (24)	2:00:56 (24)	+11:45
25	61	JOHANSEN Glenn	C3	NOR	39:40 (30)	1:19:42 (26)	2:00:56 (25)	"



Race Analysis

Análise da corrida

After: Finish

Rank	Race Number	Name	Sport Class	NPC Code	Lap 1	Lap 2	Finish	Gap
26	36	LIANG Guihua	C2	CHN	38:03 (28)	1:18:11 (25)	2:01:55 (26)	+12:44
27	48	BOLLIGER Roger	C2	SUI	41:35 (35)	1:24:37 (30)	2:07:36 (27)	+18:25
28	47	RIDGARD Craig	C2	RSA	36:54 (13)	1:24:00 (27)	2:07:36 (28)	"
29	46	OLAH Attila	C2	ROU	39:52 (31)	1:24:37 (29)	2:07:59 (29)	+18:48
30	26	LOPEZ Rodrigo Fernando	C1	ARG	42:37 (36)	1:27:52 (31)	2:15:19 (30)	+26:08
31	43	KAWAMOTO Shota	C2	JPN	41:35 (34)	1:30:18 (32)	2:26:46 (31)	+37:35
	27	WILSON Ross	C1	CAN	39:25 (29)	1:24:00 (28)	DNF	
	51	GARRIDO MARQUEZ Victor Hugo	C2	VEN	36:54 (11)		DNF	
	53	SCHELFHOUT Diederick	C3	BEL	37:25 (21)		DNF	
	66	GRANADOS ALKORTA Amador	C3	ESP	40:27 (32)		DNF	
	50	XIE Hao	C2	CHN	41:33 (33)		DNF	
	28	LI Zhangyu	C1	CHN			DNF	
	54	SAMETZ Michael	C3	CAN			DNF	
	37	GALVIS BECERRA Alvaro	C2	COL			DSQ	
	34	LISTER William	C1	USA			DNS	

Segment	Lap 1	Lap 2	Lap 3
Race Distance	23.7km	47.4km	71.1km

Note:
Intermediate (lap) times are information recorded from transponders. Final time used for ranking at the end of the race is determined with photo-finish for all riders.

Legend:
DNF Did Not Finish **DNS** Did Not Start **DSQ** Disqualified



Official Communication
Comunicado oficial

Item: 2

Disqualification in Men's Road Race C1-2-3

Summary:

Rider #37 GALVIS BECERRA Alvaro (COL) disqualified

Details:

- **MEN'S ROAD RACE C1-2-3**

Rider #37 – **GALVIS BECERRA Alvaro** (COL19700125)

Disqualification and fine of CHF 200 for breach of Art. 12.1.040.14 (Wilful deviation from the course)

Coureur #37 – **GALVIS BECERRA Alvaro** (COL19700125)

Disqualification et amende de CHF 200 pour non-respect de l'Art. 12.1.040.14 (déviation volontaire du parcours).

Issued by: President of Jury

Time: 12:00

Date: 16 SEP 2016

This decision affects:

Results
Schedule
Other

X



Start List
Lista de largada

REVISED
16 SEP 8:40

Race Number	Name	Sport Class	NPC Code	Date of Birth
68	BRIDGWOOD Kyle	C4	AUS	23 FEB 1989
69	DUENAS GOMEZ Diego German	C4	COL	17 MAY 1990
70	SOLIS Leonel	C4	CRC	2 FEB 1965
71	LOPEZ ALFONSO Damian	C4	CUB	13 SEP 1976
72	BOUSKA Jiri	C4	CZE	30 DEC 1979
73	JEZEK Jiri	C4	CZE	16 OCT 1974
74	NEIRA PEREZ Cesar	C4	ESP	15 DEC 1979
75	SCHAFFER Thomas	C4	GER	15 NOV 1980
76	GOLBARNEZHAD Bahman	C4	IRI	4 JUN 1968
77	ISHII Masashi	C4	JPN	23 DEC 1972
78	NOVAK Carol-Eduard	C4	ROU	28 JUL 1976
79	KURIL Patrik	C4	SVK	18 DEC 1979
80	METELKA Jozef	C4	SVK	8 SEP 1986
81	MARTIN Jeffrey Scott	C4	USA	10 SEP 1981
82	WEI Guoping	C4	CHN	14 JAN 1990
84	DONOHUE Alistair	C5	AUS	3 MAR 1995
85	EIBECK Wolfgang	C5	AUT	25 DEC 1972
86	CHAMAN Lauro Cesar	C5	BRA	25 JUN 1987
87	GOHR Soelito	C5	BRA	14 SEP 1973
88	LIU Xinyang	C5	CHN	21 MAR 1992
89	MATIZ RUIZ Edwin Fabian	C5	COL	6 NOV 1992
90	KAJNAR Tomas	C5	CZE	27 JAN 1978
91	RODRIGUEZ Jose Frank	C5	DOM	28 FEB 1978
92	ADDESI Pierpaolo	C5	ITA	29 JUN 1976
93	TARLAO Andrea	C5	ITA	8 JAN 1984
94	ABRAHAM GEBRU Daniel	C5	NED	11 FEB 1985
95	WILSON Dane	C5	RSA	15 MAY 1982
96	DEMENTYEV Yehor	C5	UKR	12 MAR 1987
97	MURPHY Christopher	C5	USA	20 SEP 1984
98	CABELLO LLAMAS Alfonso	C5	ESP	19 SEP 1993

Entries / NPCs	Race Configuration			Total Race Distance
	Point to Point - Start	Laps	Point to Point - Finish	
30 / 20	N/A	2 x 15km + 2 x 27km	69.0km	84.0km
Helmet Colour:	C4 Men = White	C5 Men = Red		

Note: Start time updated to 09:45.



Final Results

Resultados finais

Race distance: 84km

Rank	Race Number	Name	Sport Class	NPC Code	Final Time	Time Behind
1	94	ABRAHAM GEBRU Daniel	C5	NED	2:13:08	+0
2	86	CHAMAN Lauro Cesar	C5	BRA	2:13:46	+38
3	93	TARLAO Andrea	C5	ITA	"	"
4	79	KURIL Patrik	C4	SVK	"	"
5	84	DONOHUE Alistair	C5	AUS	2:14:03	+55
6	68	BRIDGWOOD Kyle	C4	AUS	2:15:41	+2:33
7	92	ADDESI Pierpaolo	C5	ITA	"	"
8	85	EIBECK Wolfgang	C5	AUT	2:17:45	+4:37
9	78	NOVAK Carol-Eduard	C4	ROU	2:18:07	+4:59
10	89	MATIZ RUIZ Edwin Fabian	C5	COL	2:19:26	+6:18
11	72	BOUSKA Jiri	C4	CZE	"	"
12	75	SCHAFFER Thomas	C4	GER	"	"
13	73	JEZEK Jiri	C4	CZE	2:19:36	+6:28
14	87	GOHR Soelito	C5	BRA	2:24:25	+11:17
15	90	KAJNAR Tomas	C5	CZE	"	"
16	91	RODRIGUEZ Jose Frank	C5	DOM	2:27:07	+13:59
17	71	LOPEZ ALFONSO Damian	C4	CUB	2:29:33	+16:25
18	70	SOLIS Leonel	C4	CRC	2:30:09	+17:01
19	81	MARTIN Jeffrey Scott	C4	USA	2:32:26	+19:18
20	97	MURPHY Christopher	C5	USA	"	"
21	95	WILSON Dane	C5	RSA	2:38:50	+25:42
22	69	DUENAS GOMEZ Diego German	C4	COL	2:46:29	+33:21
	80	METELKA Jozef	C4	SVK	DNF	
	88	LIU Xinyang	C5	CHN	DNF	
	74	NEIRA PEREZ Cesar	C4	ESP	DNF	
	82	WEI Guoping	C4	CHN	DNF	
	76	GOLBARNEZHAD Bahman	C4	IRI	DNF	
	77	ISHII Masashi	C4	JPN	DNF	
	98	CABELLO LLAMAS Alfonso	C5	ESP	DNF	
	96	DEMENTYEV Yehor	C5	UKR	DSQ	

Average Speed	Race Configuration			Total Race Distance
	Point to Point - Start	Laps	Point to Point - Finish	
37.857km/h	N/A	2 x 15km + 2 x 27km	N/A	84.0km

Participants					Weather	Temperature (°C)
Entries / NPCs	Ranked	DNF	DSQ	DNS		
30 / 20	22	7	1	0	Partly cloudy	26

Legend:
DNF Did Not Finish **DNS** Did Not Start **DSQ** Disqualified

Note: Rider #96 DEMENTYEV Yehor (UKR), disqualified for causing a crash.



Race Analysis

Análise da corrida

After: Finish

Rank	Race Number	Name	Sport Class	NPC Code	Lap 1	Finish	Gap
1	94	ABRAHAM GEBRU Daniel	C5	NED	24:05 (17)	2:13:08 (1)	+0
2	86	CHAMAN Lauro Cesar	C5	BRA	23:14 (1)	2:13:46 (2)	+38
3	93	TARLAO Andrea	C5	ITA	24:05 (9)	2:13:46 (3)	"
4	79	KURIL Patrik	C4	SVK	24:05 (7)	2:13:46 (4)	"
5	84	DONOHUE Alistair	C5	AUS	24:05 (15)	2:14:03 (5)	+55
6	68	BRIDGWOOD Kyle	C4	AUS	24:05 (13)	2:15:41 (6)	+2:33
7	92	ADDESI Pierpaolo	C5	ITA	23:14 (3)	2:15:41 (7)	"
8	85	EIBECK Wolfgang	C5	AUT	24:05 (22)	2:17:45 (8)	+4:37
9	78	NOVAK Carol-Eduard	C4	ROU	24:05 (12)	2:18:07 (9)	+4:59
10	89	MATIZ RUIZ Edwin Fabian	C5	COL	24:05 (4)	2:19:26 (10)	+6:18
11	72	BOUSKA Jiri	C4	CZE	24:05 (8)	2:19:26 (11)	"
12	75	SCHAFER Thomas	C4	GER	24:05 (21)	2:19:26 (12)	"
13	73	JEZEK Jiri	C4	CZE	23:14 (2)	2:19:36 (13)	+6:28
14	87	GOHR Soelito	C5	BRA	24:05 (6)	2:24:25 (14)	+11:17
15	90	KAJNAR Tomas	C5	CZE	24:05 (10)	2:24:25 (15)	"
16	91	RODRIGUEZ Jose Frank	C5	DOM	24:05 (14)	2:27:07 (16)	+13:59
17	71	LOPEZ ALFONSO Damian	C4	CUB	24:17 (26)	2:29:33 (17)	+16:25
18	70	SOLIS Leonel	C4	CRC	24:17 (27)	2:30:09 (18)	+17:01
19	81	MARTIN Jeffrey Scott	C4	USA	24:05 (20)	2:32:26 (19)	+19:18
20	97	MURPHY Christopher	C5	USA	24:05 (23)	2:32:26 (20)	"
21	95	WILSON Dane	C5	RSA	24:11 (24)	2:38:50 (21)	+25:42
22	69	DUENAS GOMEZ Diego German	C4	COL	24:05 (19)	2:46:29 (22)	+33:21
	80	METELKA Jozef	C4	SVK	24:05 (5)	DNF	
	88	LIU Xinyang	C5	CHN	24:05 (11)	DNF	
	74	NEIRA PEREZ Cesar	C4	ESP	24:05 (16)	DNF	



Race Analysis

Análise da corrida

After: Finish

Rank	Race Number	Name	Sport Class	NPC Code	Lap 1	Finish	Gap
	82	WEI Guoping	C4	CHN	24:05 (18)	DNF	
	76	GOLBARNEZHAD Bahman	C4	IRI	24:11 (25)	DNF	
	77	ISHII Masashi	C4	JPN	25:00 (28)	DNF	
	98	CABELLO LLAMAS Alfonso	C5	ESP		DNF	
	96	DEMENTYEV Yehor	C5	UKR		DSQ	

Segment	Lap 1	Ptp Finish
Race Distance	15km	84km

Note:
Intermediate (lap) times are information recorded from transponders. Final time used for ranking at the end of the race is determined with photo-finish for all riders.

Legend:
DNF Did Not Finish **DSQ** Disqualified **PTP** Point-To-Point



Official Communication
Comunicado oficial

Item: 3

Disqualification

Summary:

Rider #96 **DEMENTYEV Yehor** (UKR), disqualified for causing a crash

Details:

- MEN'S ROAD RACE C4-5**

Rider #96 – **DEMENTYEV Yehor** (UKR19870312)

Disqualification and fine of CHF 2000 for breach of Art. 1.2.129 and Art. 12.1.007 (dangerous riding and causing a crash with another rider)

Coureur #96 – **DEMENTYEV Yehor** (UKR19870312)

Disqualification et amende de CHF 2000 pour non-respect de l'Art. 1.2.129 et Art. 12.1.007 (pour avoir couru dangereusement et avoir provoqué la chute d'un autre coureur).

Issued by: President of the Commissaire's Panel

Time: 13:30

Date: 17 SEP 2016

This decision affects:

Results
Schedule
Other

X



Start List
Lista de largada

Race Number	Name	Sport Class	NPC Code	Date of Birth
148	CELEN Tim	T2	BEL	26 FEB 1998
149	AYALA AYALA Nestor	T2	COL	12 DEC 1984
150	HINDR Jiri	T1	CZE	30 SEP 1991
151	VONDRACEK David	T2	CZE	4 AUG 1986
152	AUBAGUE Quentin	T1	FRA	16 JUN 1989
153	STONE David	T2	GBR	30 APR 1981
154	DURST Hans-Peter	T2	GER	24 MAY 1958
155	FARRONI Giorgio	T2	ITA	28 SEP 1976
156	HILLS Stephen	T2	NZL	15 DEC 1981
157	FUCHS Goldy	T2	RSA	13 DEC 1991
158	NILSSON Rickard	T1	SWE	6 MAR 1988
159	BOYLE Ryan	T2	USA	13 NOV 1993

Entries / NPCs	Race Configuration			Total Race Distance
	Point to Point - Start	Laps	Point to Point - Finish	
12 / 11	N/A	2 x 15.0km	N/A	30.0km
Helmet Colour:	T1 Men = Black	T2 Men = Red		



Final Results

Resultados finais

Race distance: 30km

Rank	Race Number	Name	Sport Class	NPC Code	Final Time	Time Behind
1	154	DURST Hans-Peter	T2	GER	50:57	+0
2	153	STONE David	T2	GBR	51:00	+3
3	149	AYALA AYALA Nestor	T2	COL	"	"
4	159	BOYLE Ryan	T2	USA	51:16	+19
5	155	FARRONI Giorgio	T2	ITA	51:52	+55
6	148	CELEN Tim	T2	BEL	54:23	+3:26
7	151	VONDRACEK David	T2	CZE	"	"
8	156	HILLS Stephen	T2	NZL	"	"
9	157	FUCHS Goldy	T2	RSA	57:13	+6:16
10	152	AUBAGUE Quentin	T1	FRA	1:06:26	+15:29
11	158	NILSSON Rickard	T1	SWE	1:07:34	+16:37
12	150	HINDR Jiri	T1	CZE	1:07:38	+16:41

Average Speed	Race Configuration			Total Race Distance
	Point to Point - Start	Laps	Point to Point - Finish	
35.329km/h	N/A	2 x 15.0km	N/A	30.0km

Participants					Weather	Temperature (°C)
Entries / NPCs	Ranked	DNF	DSQ	DNS		
12 / 11	12	0	0	0	Overcast	23

Legend:	DNF Did Not Finish	DNS Did Not Start	DSQ Disqualified
----------------	---------------------------	--------------------------	-------------------------



Race Analysis

Análise da corrida

After: Finish

Rank	Race Number	Name	Sport Class	NPC Code	Lap 1	Finish	Gap
1	154	DURST Hans-Peter	T2	GER	25:52 (3)	50:57 (1)	+0
2	153	STONE David	T2	GBR	25:52 (2)	51:00 (2)	+3
3	149	AYALA AYALA Nestor	T2	COL	25:52 (1)	51:00 (3)	"
4	159	BOYLE Ryan	T2	USA	25:52 (5)	51:16 (4)	+19
5	155	FARRONI Giorgio	T2	ITA	25:52 (4)	51:52 (5)	+55
6	148	CELEN Tim	T2	BEL	26:48 (7)	54:23 (6)	+3:26
7	151	VONDRACEK David	T2	CZE	26:48 (8)	54:23 (7)	"
8	156	HILLS Stephen	T2	NZL	26:48 (6)	54:23 (8)	"
9	157	FUCHS Goldy	T2	RSA	28:35 (9)	57:13 (9)	+6:16
10	152	AUBAGUE Quentin	T1	FRA	31:51 (10)	1:06:26 (10)	+15:29
11	158	NILSSON Rickard	T1	SWE	33:57 (11)	1:07:34 (11)	+16:37
12	150	HINDR Jiri	T1	CZE	34:09 (12)	1:07:38 (12)	+16:41

Segment	Lap 1	Lap 2
Race Distance	15km	30km

Note:
Intermediate (lap) times are information recorded from transponders. Final time used for ranking at the end of the race is determined with photo-finish for all riders.



Start List
Lista de largada

Race Number	Name	Sport Class	NPC Code	Date of Birth
1	VILLALBA Raul	B	ARG	20 OCT 1978
	ROMERO Ezequiel	PLT	ARG	24 FEB 1977
2	FORMSTON Matthew	B	AUS	21 JUL 1978
	YALLOURIS Nick	PLT	AUS	24 FEB 1994
3	MODRA Kieran	B	AUS	27 MAR 1972
	EDWARDS David	PLT	AUS	21 APR 1993
4	CHALIFOUR Daniel	B	CAN	9 DEC 1971
	LACHANCE Jean-Michel	PLT	CAN	20 JAN 1987
5	AVILA RODRIGUEZ Ignacio	B	ESP	19 JAN 1979
	FONT BERTOLI Joan	PLT	ESP	31 AUG 1985
6	GONZALEZ GARCIA Carlos	B	ESP	16 MAR 1981
	MARTIN INFANTE Noel	PLT	ESP	20 NOV 1989
7	OLLANKETO Jarmo	B	FIN	30 NOV 1958
	MARTIKAINEN Tommi	PLT	FIN	13 JAN 1982
8	BATE Steve	B	GBR	24 AUG 1977
	DUGGLEBY Adam	PLT	GBR	16 OCT 1984
9	FACHIE Neil	B	GBR	12 MAR 1984
	MITCHELL Pete	PLT	GBR	12 JAN 1990
10	BARAKAS Athanasios	B	GRE	22 OCT 1971
	TROULINOS Konstantinos	PLT	GRE	4 JUL 1981
11	BUTU Arnold Csaba	B	HUN	20 FEB 1969
	GARAMSZEGI Laszlo	PLT	HUN	22 JAN 1978
12	RYAN Peter	B	IRL	29 APR 1990
	MIZGAJSKI Marcin	PLT	IRL	19 SEP 1981
13	VEREKER Damien	B	IRL	4 JUN 1980
	HAHESSY Sean	PLT	IRL	3 JUN 1995
14	BERSINI Emanuele	B	ITA	24 JAN 1979
	PANIZZA Riccardo	PLT	ITA	13 SEP 1987
15	WAHAB Mohd Khairul Hazwan	B	MAS	6 DEC 1992
	MISBAH Muhamad Rauf Nur	PLT	MAS	26 JUL 1987
16	BANGMA Tristan	B	NED	6 OCT 1997
	MULDER Teun	PLT	NED	18 JUN 1981
17	de VRIES Stephen	B	NED	17 NOV 1995
	BOS Patrick	PLT	NED	20 AUG 1987
18	ter SCHURE Vincent	B	NED	24 OCT 1979
	FRANSEN Timo	PLT	NED	3 JUN 1987
19	POLAK Marcin	B	POL	25 NOV 1982
	LADOSZ Michal Ryszard	PLT	POL	29 FEB 1984
20	WEGNER Przemyslaw	B	POL	22 SEP 1971
	KORC Artur	PLT	POL	27 DEC 1973
21	JANOVJAK Vladislav	B	SVK	17 JUL 1969
	GALLIK Jan	PLT	SVK	5 FEB 1990
22	SCHEIDIES Aaron	B	USA	17 JAN 1982
	COLLINS Benjamin	PLT	USA	27 JUN 1983



Start List
Lista de largada

Race Number	Name	Sport Class	NPC Code	Date of Birth
-------------	------	-------------	----------	---------------

Entries / NPCs	Race Configuration			Total Race Distance
	Point to Point - Start	Laps	Point to Point - Finish	
22 / 15	N/A	4 x 15km + 2 x 27km	N/A	114.0km
Helmet Colour:	B Men = Red			

Legend:
PLT Pilot



Final Results
Resultados finais

Race distance: 99km

Rank	Race Number	Name	Sport Class	NPC Code	Final Time	Time Behind
1	18	ter SCHURE Vincent FRANSEN Timo	B PLT	NED NED	2:26:33	+0
2	5	AVILA RODRIGUEZ Ignacio FONT BERTOLI Joan	B PLT	ESP ESP	"	"
3	8	BATE Steve DUGGLEBY Adam	B PLT	GBR GBR	2:27:03	+30
4	6	GONZALEZ GARCIA Carlos MARTIN INFANTE Noel	B PLT	ESP ESP	2:27:05	+32
5	3	MODRA Kieran EDWARDS David	B PLT	AUS AUS	2:27:15	+42
6	17	de VRIES Stephen BOS Patrick	B PLT	NED NED	2:31:23	+4:50
7	20	WEGNER Przemyslaw KORC Artur	B PLT	POL POL	2:31:46	+5:13
8	21	JANOVJAK Vladislav GALLIK Jan	B PLT	SVK SVK	2:32:06	+5:33
9	14	BERSINI Emanuele PANIZZA Riccardo	B PLT	ITA ITA	"	"
10	7	OLLANKETO Jarmo MARTIKAINEN Tommi	B PLT	FIN FIN	2:32:09	+5:36
11	22	SCHEIDIES Aaron COLLINS Benjamin	B PLT	USA USA	"	"
12	12	RYAN Peter MIZGAJSKI Marcin	B PLT	IRL IRL	2:39:44	+13:11
13	2	FORMSTON Matthew YALLOURIS Nick	B PLT	AUS AUS	2:41:48	+15:15
14	15	WAHAB Mohd Khairul Hazwan MISBAH Muhamad Rauf Nur	B PLT	MAS MAS	2:41:52	+15:19
15	1	VILLALBA Raul ROMERO Ezequiel	B PLT	ARG ARG	2:44:55	+18:22
	13	VEREKER Damien HAHESSY Sean	B PLT	IRL IRL	DNF	
	16	BANGMA Tristan MULDER Teun	B PLT	NED NED	DNF	
	19	POLAK Marcin LADOSZ Michal Ryszard	B PLT	POL POL	DNF	
	4	CHALIFOUR Daniel LACHANCE Jean-Michel	B PLT	CAN CAN	DNF	



Final Results

Resultados finais

Race distance: 99km

Rank	Race Number	Name	Sport Class	NPC Code	Final Time	Time Behind
	10	BARAKAS Athanasios TROULINOS Konstantinos	B PLT	GRE GRE	DNF	
	9	FACHIE Neil MITCHELL Pete	B PLT	GBR GBR	DNF	
	11	BUTU Arnold Csaba GARAMSZEGI Laszlo	B PLT	HUN HUN	DNS	

Average Speed	Race Configuration			Total Race Distance
	Point to Point - Start	Laps	Point to Point - Finish	
40.532km/h	N/A	3 x 15km + 2 x 27km	N/A	99.0km

Participants					Weather	Temperature (°C)
Entries / NPCs	Ranked	DNF	DSQ	DNS		
22 / 15	15	6	0	1	Partly cloudy	26

Legend:						
DNF	Did Not Finish	DNS	Did Not Start	DSQ	Disqualified	PLT Pilot



Race Analysis

Análise da corrida

After: Finish

Rank	Race Number	Name	Sport Class	NPC Code	Lap 1	Lap 2	Finish	Gap
1	18	ter SCHURE Vincent FRANSEN Timo	B M	NED NED	22:15 (19)	43:46 (2)	2:26:33 (1)	+0
2	5	AVILA RODRIGUEZ Ignacio FONT BERTOLI Joan	B M	ESP ESP	22:15 (3)	43:46 (3)	2:26:33 (2)	"
3	8	BATE Steve DUGGLEBY Adam	B M	GBR GBR	22:15 (2)	43:46 (13)	2:27:03 (3)	+30
4	6	GONZALEZ GARCIA Carlos MARTIN INFANTE Noel	B M	ESP ESP	22:15 (12)	43:46 (10)	2:27:05 (4)	+32
5	3	MODRA Kieran EDWARDS David	B M	AUS AUS	22:15 (16)	43:46 (12)	2:27:15 (5)	+42
6	17	de VRIES Stephen BOS Patrick	B M	NED NED	22:15 (9)	43:46 (5)	2:31:23 (6)	+4:50
7	20	WEGNER Przemyslaw KORC Artur	B M	POL POL	22:15 (20)	43:46 (4)	2:31:46 (7)	+5:13
8	21	JANOVJAK Vladislav GALLIK Jan	B M	SVK SVK	22:15 (17)	43:46 (16)	2:32:06 (8)	+5:33
9	14	BERSINI Emanuele PANIZZA Riccardo	B M	ITA ITA	22:15 (8)	43:46 (6)	2:32:06 (9)	"
10	7	OLLANKETO Jarmo MARTIKAINEN Tommi	B M	FIN FIN	22:15 (6)	43:46 (19)	2:32:09 (10)	+5:36
11	22	SCHEIDIES Aaron COLLINS Benjamin	B M	USA USA	22:15 (7)	43:46 (9)	2:32:09 (11)	"
12	12	RYAN Peter MIZGAJSKI Marcin	B M	IRL IRL	22:15 (10)	43:46 (15)	2:39:44 (12)	+13:11
13	2	FORMSTON Matthew YALLOURIS Nick	B M	AUS AUS	22:15 (11)	43:46 (18)	2:41:48 (13)	+15:15
14	15	WAHAB Mohd Khairul Hazwan MISBAH Muhamad Rauf Nur	B M	MAS MAS	22:15 (15)	43:46 (17)	2:41:52 (14)	+15:19
15	1	VILLALBA Raul ROMERO Ezequiel	B M	ARG ARG	22:15 (14)	43:46 (14)	2:44:55 (15)	+18:22
13		VEREKER Damien HAHESSY Sean	B M	IRL IRL	21:03 (1)	42:34 (1)	DNF	
16		BANGMA Tristan MULDER Teun	B M	NED NED	22:15 (5)	43:46 (7)	DNF	
19		POLAK Marcin LADOSZ Michal Ryszard	B M	POL POL	22:15 (4)	43:46 (8)	DNF	
4		CHALIFOUR Daniel LACHANCE Jean-Michel	B M	CAN CAN	22:15 (13)	43:46 (11)	DNF	
10		BARAKAS Athanasios TROULINOS Konstantinos	B M	GRE GRE	23:05 (21)	52:21 (20)	DNF	



Race Analysis

Análise da corrida

After: Finish

Rank	Race Number	Name	Sport Class	NPC Code	Lap 1	Lap 2	Finish	Gap
9		FACHIE Neil MITCHELL Pete	B M	GBR GBR	22:15 (18)		DNF	
11		BUTU Arnold Csaba GARAMSZEGI Laszlo	B M	HUN HUN			DNS	

Segment	Lap 1	Lap 2	Ptp Finish 1
Race Distance	15km	30km	99km

Note:

Intermediate (lap) times are information recorded from transponders. Final time used for ranking at the end of the race is determined with photo-finish for all riders.

Legend:

DNF Did Not Finish **DNS** Did Not Start **PTP** Point-To-Point



Start List
Lista de largada

Race Number	Name	Sport Class	NPC Code	Date of Birth
211	STAUNTON Ciara	H2	IRL	31 DEC 1985
212	JEON Mikyoung	H2	KOR	15 APR 1971
213	ASHER Justine	H2	RSA	20 MAY 1971
214	MARTINS MALAVAZZI Jady	H3	BRA	7 SEP 1994
215	LI Huaxian	H3	CHN	13 AUG 1989
216	ANTOSOVA Katerina	H3	CZE	2 FEB 1965
217	DARKE Karen	H3	GBR	25 JUN 1971
218	PORCELLATO Francesca	H3	ITA	5 SEP 1970
219	KALUZA Renata	H3	POL	28 APR 1981
220	OROSZOVA Anna	H3	SVK	23 MAR 1963
221	DANA Alicia	H3	USA	12 FEB 1969
222	REPPE Christiane	H4	GER	21 AUG 1987
223	LEE Doyeon	H4	KOR	9 JAN 1972
224	GRAF Sandra	H4	SUI	9 DEC 1969
225	STOECKLI Sandra	H4	SUI	29 AUG 1985

Entries / NPCs	Race Configuration			Total Race Distance
	Point to Point - Start	Laps	Point to Point - Finish	
15 / 13	N/A	3 x 15.0km	N/A	45.0km
Helmet Colour:	H2 Women = Yellow	H3 Women = White	H4 Women = Red	



Final Results

Resultados finais

Race distance: 45km

Rank	Race Number	Name	Sport Class	NPC Code	Final Time	Time Behind
1	222	REPPE Christiane	H4	GER	1:15:56	+0
2	223	LEE Doyeon	H4	KOR	1:15:58	+2
3	218	PORCELLATO Francesca	H3	ITA	"	"
4	221	DANA Alicia	H3	USA	1:16:01	+5
5	219	KALUZA Renata	H3	POL	1:16:46	+50
6	215	LI Huaxian	H3	CHN	1:22:17	+6:21
7	224	GRAF Sandra	H4	SUI	1:23:41	+7:45
8	225	STOECKLI Sandra	H4	SUI	1:26:08	+10:12
9	216	ANTOSOVA Katerina	H3	CZE	1:26:25	+10:29
10	214	MARTINS MALAVAZZI Jady	H3	BRA	1:27:19	+11:23
11	220	OROSZOVA Anna	H3	SVK	1:28:57	+13:01
12	213	ASHER Justine	H2	RSA	1:37:36	+21:40
13	212	JEON Mikyoung	H2	KOR	1:56:08	+40:12
14	211	STAUNTON Ciara	H2	IRL	-1LAP	
	217	DARKE Karen	H3	GBR	DNF	

Average Speed	Race Configuration			Total Race Distance
	Point to Point - Start	Laps	Point to Point - Finish	
35.558km/h	N/A	3 x 15.0km	N/A	45.0km

Participants					Weather	Temperature (°C)
Entries / NPCs	Ranked	DNF	DSQ	DNS		
15 / 13	14	1	0	0	Partly cloudy	26

Legend:	DNF Did Not Finish	DNS Did Not Start	DSQ Disqualified	LAP Lapped
----------------	---------------------------	--------------------------	-------------------------	-------------------



Race Analysis

Análise da corrida

After: Finish

Rank	Race Number	Name	Sport Class	NPC Code	Lap 1		Lap 2		Finish	Gap
1	222	REPPE Christiane	H4	GER	25:17	(1)	51:11	(4)	1:15:56 (1)	+0
2	223	LEE Doyeon	H4	KOR	25:19	(6)	51:11	(1)	1:15:58 (2)	+2
3	218	PORCELLATO Francesca	H3	ITA	25:17	(2)	51:11	(2)	1:15:58 (3)	"
4	221	DANA Alicia	H3	USA	25:17	(3)	51:11	(3)	1:16:01 (4)	+5
5	219	KALUZA Renata	H3	POL	25:17	(4)	51:11	(5)	1:16:46 (5)	+50
6	215	LI Huaxian	H3	CHN	25:17	(5)	52:53	(6)	1:22:17 (6)	+6:21
7	224	GRAF Sandra	H4	SUI	26:46	(8)	54:46	(7)	1:23:41 (7)	+7:45
8	225	STOECKLI Sandra	H4	SUI	27:56	(9)	56:37	(9)	1:26:08 (8)	+10:12
9	216	ANTOSOVA Katerina	H3	CZE	27:56	(10)	56:37	(8)	1:26:25 (9)	+10:29
10	214	MARTINS MALAVAZZI Jady	H3	BRA	29:43	(11)	58:10	(10)	1:27:19 (10)	+11:23
11	220	OROSZOVA Anna	H3	SVK	29:43	(12)	58:10	(11)	1:28:57 (11)	+13:01
12	213	ASHER Justine	H2	RSA	32:02	(13)	1:03:53	(13)	1:37:36 (12)	+21:40
13	212	JEON Mikyoung	H2	KOR	35:42	(14)	1:14:29	(14)	1:56:08 (13)	+40:12
14	211	STAUNTON Ciara	H2	IRL	42:21	(15)			-1 LAP	
	217	DARKE Karen	H3	GBR	25:19	(7)	58:23	(12)	DNF	

Segment	Lap 1	Lap 2	Lap 3
Race Distance	15km	30km	45km

Note:
Intermediate (lap) times are information recorded from transponders. Final time used for ranking at the end of the race is determined with photo-finish for all riders.

Legend:
DNF Did Not Finish **LAP** Lapped



Start List

Lista de largada

Race Number	Name	Sport Class	NPC Code	Date of Birth
226	ESKAU Andrea	H5	GER	21 MAR 1971
227	VIETH Dorothee	H5	GER	12 OCT 1960
228	de VAAN Laura	H5	NED	11 AUG 1980
229	JANSEN Jennette	H5	NED	17 APR 1968
230	ENFOT Jessica	H5	SWE	16 JAN 1967
231	MASTERS Oksana	H5	USA	19 JUN 1989

Entries / NPCs	Race Configuration			Total Race Distance
	Point to Point - Start	Laps	Point to Point - Finish	
6 / 4	N/A	3 x 15.0km	N/A	45.0km
Helmet Colour:	H5 Women = Black			



Final Results

Resultados finais

Race distance: 45km

Rank	Race Number	Name	Sport Class	NPC Code	Final Time	Time Behind
1	226	ESKAU Andrea	H5	GER	1:37:07	+0
2	228	de VAAN Laura	H5	NED	1:37:09	+2
3	229	JANSEN Jennette	H5	NED	"	"
4	231	MASTERS Oksana	H5	USA	"	"
5	227	VIETH Dorothee	H5	GER	1:37:15	+8
6	230	ENFOT Jessica	H5	SWE	1:37:22	+15

Average Speed	Race Configuration			Total Race Distance
	Point to Point - Start	Laps	Point to Point - Finish	
27.802km/h	N/A	3 x 15.0km	N/A	45.0km

Participants					Weather	Temperature (°C)
Entries / NPCs	Ranked	DNF	DSQ	DNS		
6 / 4	6	0	0	0	Partly cloudy	26

Legend:					
DNF	Did Not Finish	DNS	Did Not Start	DSQ	Disqualified



Race Analysis

Análise da corrida

After: Finish

Rank	Race Number	Name	Sport Class	NPC Code	Lap 1		Lap 2		Finish		Gap
1	226	ESKAU Andrea	H5	GER	29:31	(6)	1:06:21	(1)	1:37:07	(1)	+0
2	228	de VAAN Laura	H5	NED	29:31	(2)	1:06:21	(3)	1:37:09	(2)	+2
3	229	JANSEN Jennette	H5	NED	29:31	(4)	1:06:21	(4)	1:37:09	(3)	"
4	231	MASTERS Oksana	H5	USA	29:31	(3)	1:06:21	(2)	1:37:09	(4)	"
5	227	VIETH Dorothee	H5	GER	29:31	(5)	1:06:21	(6)	1:37:15	(5)	+8
6	230	ENFOT Jessica	H5	SWE	29:31	(1)	1:06:21	(5)	1:37:22	(6)	+15

Segment	Lap 1	Lap 2	Lap 3
Race Distance	15km	30km	45km

Note:

Intermediate (lap) times are information recorded from transponders. Final time used for ranking at the end of the race is determined with photo-finish for all riders.



Start List

Lista de largada

Race Number	Name	Sport Class	NPC Code	Date of Birth
178	REID Amanda	C2	AUS	12 NOV 1996
179	SONG Zhenling	C2	CHN	29 OCT 1980
180	ZENG Sini	C2	CHN	3 JAN 1988
181	MUNEVAR Daniela Carolina	C2	COL	18 JUL 1995
182	DIEPOLDOVA Tereza	C2	CZE	17 JUL 1988
183	NORBRUIS Alyda	C2	NED	28 MAR 1989
184	JONES Allison	C2	USA	12 MAY 1984
185	KENNEDY Simone	C3	AUS	4 JAN 1994
186	GIGLIA Megan	C3	GBR	26 MAR 1985
187	SCHINDLER Denise	C3	GER	9 NOV 1985
189	WHITMORE Jamie	C3	USA	4 MAY 1976

Entries / NPCs	Race Configuration			Total Race Distance
	Point to Point - Start	Laps	Point to Point - Finish	
11 / 8	N/A	2 x 23.7km	N/A	47.4km
Helmet Colour:	C2 Women = Black	C3 Women = Blue		



Final Results

Resultados finais

Race distance: 47.4km

Rank	Race Number	Name	Sport Class	NPC Code	Final Time	Time Behind
1	189	WHITMORE Jamie	C3	USA	1:30:14	+0
2	180	ZENG Sini	C2	CHN	"	"
3	187	SCHINDLER Denise	C3	GER	"	"
4	184	JONES Allison	C2	USA	1:30:35	+21
5	183	NORBRUIS Alyda	C2	NED	"	"
6	179	SONG Zhenling	C2	CHN	1:30:40	+26
7	186	GIGLIA Megan	C3	GBR	"	"
8	185	KENNEDY Simone	C3	AUS	1:30:49	+35
9	182	DIEPOLDOVA Tereza	C2	CZE	1:30:53	+39
10	181	MUNEVAR Daniela Carolina	C2	COL	1:32:12	+1:58
11	178	REID Amanda	C2	AUS	1:39:12	+8:58

Average Speed	Race Configuration			Total Race Distance
	Point to Point - Start	Laps	Point to Point - Finish	
31.518km/h	N/A	2 x 23.7km	42.0km	47.4km

Participants					Weather	Temperature (°C)
Entries / NPCs	Ranked	DNF	DSQ	DNS		
11 / 8	11	0	0	0	Overcast	23

Legend:					
DNF	Did Not Finish	DNS	Did Not Start	DSQ	Disqualified



Race Analysis

Análise da corrida

After: Finish

Rank	Race Number	Name	Sport Class	NPC Code	Lap 1	Finish	Gap
1	189	WHITMORE Jamie	C3	USA	45:21 (4)	1:30:14 (1)	+0
2	180	ZENG Sini	C2	CHN	45:31 (9)	1:30:14 (2)	"
3	187	SCHINDLER Denise	C3	GER	45:21 (2)	1:30:14 (3)	"
4	184	JONES Allison	C2	USA	45:25 (8)	1:30:35 (4)	+21
5	183	NORBRUIS Alyda	C2	NED	45:21 (6)	1:30:35 (5)	"
6	179	SONG Zhenling	C2	CHN	45:31 (10)	1:30:40 (6)	+26
7	186	GIGLIA Megan	C3	GBR	45:21 (1)	1:30:40 (7)	"
8	185	KENNEDY Simone	C3	AUS	45:21 (7)	1:30:49 (8)	+35
9	182	DIEPOLDOVA Tereza	C2	CZE	45:21 (5)	1:30:53 (9)	+39
10	181	MUNEVAR Daniela Carolina	C2	COL	45:21 (3)	1:32:12 (10)	+1:58
11	178	REID Amanda	C2	AUS	47:37 (11)	1:39:12 (11)	+8:58

Segment	Lap 1	Lap 2
Race Distance	23.7km	47.4km

Note:

Intermediate (lap) times are information recorded from transponders. Final time used for ranking at the end of the race is determined with photo-finish for all riders.



Start List
Lista de largada

REVISED
16 SEP 8:42

Race Number	Name	Sport Class	NPC Code	Date of Birth
191	LISNEY Alexandra	C4	AUS	2 JUL 1987
192	POWELL Susan	C4	AUS	30 MAY 1967
193	MOLNAR Marie-Claude	C4	CAN	2 OCT 1983
194	RUAN Jianping	C4	CHN	19 DEC 1984
195	ALENCON Katell	C4	FRA	9 OCT 1986
196	NARCISI Jenny	C4	ITA	4 SEP 1988
198	FISHER Megan	C4	USA	1 MAR 1983
199	MORELLI Shawn	C4	USA	29 MAR 1976
200	COX Kadeena	C4	GBR	10 MAR 1991
201	DELGADO Mariela Analia	C5	ARG	26 JUL 1986
202	CLERMONT Nicole	C5	CAN	24 AUG 1961
203	ZHOU Jufang	C5	CHN	19 DEC 1985
204	JUUL Mari-Liis	C5	EST	21 OCT 1979
205	LANE Crystal	C5	GBR	13 SEP 1985
206	STOREY Sarah	C5	GBR	26 OCT 1977
207	BRACHTENDORF Kerstin	C5	GER	22 MAY 1972
208	HARKOWSKA Anna	C5	POL	20 MAR 1980
209	BOSCO Samantha	C5	USA	18 FEB 1987
210	SCHUBLE Jennifer	C5	USA	8 JUL 1976

Entries / NPCs	Race Configuration			Total Race Distance
	Point to Point - Start	Laps	Point to Point - Finish	
19 / 11	N/A	3 x 15km + 1 x 27km	42.0km	72.0km
Helmet Colour:	C4 Women = White	C5 Women = Red		

Note: Start time updated to 09:30.



Final Results

Resultados finais

Race distance: 72km

Rank	Race Number	Name	Sport Class	NPC Code	Final Time	Time Behind
1	206	STOREY Sarah	C5	GBR	2:15:42	+0
2	208	HARKOWSKA Anna	C5	POL	2:19:11	+3:29
3	205	LANE Crystal	C5	GBR	2:21:58	+6:16
4	201	DELGADO Mariela Analia	C5	ARG	"	"
5	207	BRACHTENDORF Kerstin	C5	GER	"	"
6	209	BOSCO Samantha	C5	USA	2:22:06	+6:24
7	191	LISNEY Alexandra	C4	AUS	2:22:56	+7:14
8	210	SCHUBLE Jennifer	C5	USA	2:24:03	+8:21
9	192	POWELL Susan	C4	AUS	2:25:50	+10:08
10	199	MORELLI Shawn	C4	USA	2:25:53	+10:11
11	194	RUAN Jianping	C4	CHN	2:28:54	+13:12
12	198	FISHER Megan	C4	USA	2:28:56	+13:14
13	196	NARCISI Jenny	C4	ITA	"	"
14	195	ALENCON Katell	C4	FRA	2:29:04	+13:22
15	204	JUUL Mari-Liis	C5	EST	2:35:02	+19:20
16	193	MOLNAR Marie-Claude	C4	CAN	2:37:49	+22:07
	202	CLERMONT Nicole	C5	CAN	DNF	
	203	ZHOU Jufang	C5	CHN	DNF	
	200	COX Kadeena	C4	GBR	DNS	

Average Speed	Race Configuration			Total Race Distance
	Point to Point - Start	Laps	Point to Point - Finish	
31.835km/h	N/A	3 x 15km + 1 x 27km	N/A	72.0km

Participants					Weather	Temperature (°C)
Entries / NPCs	Ranked	DNF	DSQ	DNS		
19 / 11	16	2	0	1	Partly cloudy	26

Legend:					
DNF	Did Not Finish	DNS	Did Not Start	DSQ	Disqualified



Race Analysis

Análise da corrida

After: Finish

Rank	Race Number	Name	Sport Class	NPC Code	Lap 1		Lap 2		Finish	Gap
1	206	STOREY Sarah	C5	GBR	29:01	(3)	58:15	(13)	2:15:42 (1)	+0
2	208	HARKOWSKA Anna	C5	POL	29:01	(11)	58:15	(18)	2:19:11 (2)	+3:29
3	205	LANE Crystal	C5	GBR	29:01	(4)	58:15	(14)	2:21:58 (3)	+6:16
4	201	DELGADO Mariela Analia	C5	ARG	29:01	(5)	58:15	(11)	2:21:58 (4)	"
5	207	BRACHTENDORF Kerstin	C5	GER	29:01	(6)	58:15	(10)	2:21:58 (5)	"
6	209	BOSCO Samantha	C5	USA	29:01	(7)	58:15	(12)	2:22:06 (6)	+6:24
7	191	LISNEY Alexandra	C4	AUS	29:01	(16)	58:15	(4)	2:22:56 (7)	+7:14
8	210	SCHUBLE Jennifer	C5	USA	29:01	(14)	58:15	(16)	2:24:03 (8)	+8:21
9	192	POWELL Susan	C4	AUS	29:01	(8)	58:15	(5)	2:25:50 (9)	+10:08
10	199	MORELLI Shawn	C4	USA	29:01	(13)	58:15	(9)	2:25:53 (10)	+10:11
11	194	RUAN Jianping	C4	CHN	29:01	(17)	57:31	(1)	2:28:54 (11)	+13:12
12	198	FISHER Megan	C4	USA	29:01	(18)	58:15	(3)	2:28:56 (12)	+13:14
13	196	NARCISI Jenny	C4	ITA	29:01	(12)	58:15	(7)	2:28:56 (13)	"
14	195	ALENCON Katell	C4	FRA	29:01	(10)	58:15	(15)	2:29:04 (14)	+13:22
15	204	JUUL Mari-Liis	C5	EST	28:44	(1)	58:15	(8)	2:35:02 (15)	+19:20
16	193	MOLNAR Marie-Claude	C4	CAN	28:44	(2)	57:35	(2)	2:37:49 (16)	+22:07
	202	CLERMONT Nicole	C5	CAN	29:01	(15)	58:15	(6)	DNF	
	203	ZHOU Jufang	C5	CHN	29:01	(9)	58:15	(17)	DNF	
	200	COX Kadeena	C4	GBR					DNS	

Segment	Lap 1	Lap 2	Ptp Finish
Race Distance	15km	30km	72km

Note:
Intermediate (lap) times are information recorded from transponders. Final time used for ranking at the end of the race is determined with photo-finish for all riders.

Legend:
DNF Did Not Finish **DNS** Did Not Start **PTP** Point-To-Point



Start List

Lista de largada

Race Number	Name	Sport Class	NPC Code	Date of Birth
233	OTERO Cristina Liliana	T2	ARG	4 APR 1986
234	COOKE Carol	T2	AUS	6 AUG 1961
235	CROTEAU Marie-Eve	T2	CAN	19 JUN 1979
236	GAUTIER Shelley	T1	CAN	31 OCT 1968
237	DINES Hannah	T2	GBR	14 APR 1993
238	MAJUNKE Jana	T2	GER	21 AUG 1990
239	WALSH Jill	T2	USA	19 JUN 1963

Entries / NPCs	Race Configuration			Total Race Distance
	Point to Point - Start	Laps	Point to Point - Finish	
7 / 6	N/A	2 x 15.0km	N/A	30.0km
Helmet Colour:	T1 Women = Blue	T2 Women = White		



Final Results
Resultados finais

Race distance: 30km

Rank	Race Number	Name	Sport Class	NPC Code	Final Time	Time Behind
1	234	COOKE Carol	T2	AUS	1:07:51	+0
2	239	WALSH Jill	T2	USA	1:08:08	+17
3	238	MAJUNKE Jana	T2	GER	1:08:19	+28
4	235	CROTEAU Marie-Eve	T2	CAN	1:08:42	+51
5	237	DINES Hannah	T2	GBR	1:09:03	+1:12
6	236	GAUTIER Shelley	T1	CAN	1:11:37	+3:46
7	233	OTERO Cristina Liliana	T2	ARG	1:16:06	+8:15

Average Speed	Race Configuration			Total Race Distance
	Point to Point - Start	Laps	Point to Point - Finish	
26.529km/h	N/A	2 x 15.0km	N/A	30.0km

Participants					Weather	Temperature (°C)
Entries / NPCs	Ranked	DNF	DSQ	DNS		
7 / 6	7	0	0	0	Overcast	23

Legend:	DNF Did Not Finish	DNS Did Not Start	DSQ Disqualified
----------------	---------------------------	--------------------------	-------------------------



Race Analysis

Análise da corrida

After: Finish

Rank	Race Number	Name	Sport Class	NPC Code	Lap 1	Finish	Gap
1	234	COOKE Carol	T2	AUS	34:40 (5)	1:07:51 (1)	+0
2	239	WALSH Jill	T2	USA	34:40 (4)	1:08:08 (2)	+17
3	238	MAJUNKE Jana	T2	GER	34:40 (2)	1:08:19 (3)	+28
4	235	CROTEAU Marie-Eve	T2	CAN	34:40 (1)	1:08:42 (4)	+51
5	237	DINES Hannah	T2	GBR	34:40 (3)	1:09:03 (5)	+1:12
6	236	GAUTIER Shelley	T1	CAN	34:58 (6)	1:11:37 (6)	+3:46
7	233	OTERO Cristina Liliana	T2	ARG	37:30 (7)	1:16:06 (7)	+8:15

Segment	Lap 1	Lap 2
Race Distance	15km	30km

Note:
Intermediate (lap) times are information recorded from transponders. Final time used for ranking at the end of the race is determined with photo-finish for all riders.



Start List
Lista de largada

Race Number	Name	Sport Class	NPC Code	Date of Birth
161	HOET Griet	B	BEL	12 JUN 1978
	MONSIEUR Anneleen	PLT	BEL	26 JAN 1978
162	FANHANI Marcia	B	BRA	7 AUG 1986
	FERREIRA Mariane	PLT	BRA	25 DEC 1989
163	RYAN Shawna	B	CAN	17 NOV 1974
	CARON Joanie	PLT	CAN	27 APR 1984
164	WELDON Robbi	B	CAN	6 SEP 1975
	LEMIEUX Audrey	PLT	CAN	9 MAY 1985
165	BENITEZ GUZMAN Josefa	B	ESP	30 AUG 1969
	GOMEZ FRANQUET Beatriu	PLT	ESP	6 MAY 1987
166	TURNHAM Lora	B	GBR	4 SEP 1988
	HALL Corrine	PLT	GBR	20 FEB 1991
167	CHALKIADAKI Adamantia	B	GRE	1 OCT 1986
	MILAKI Argyro	PLT	GRE	3 JUL 1992
168	KANTZA Paraskevi	B	GRE	8 AUG 1976
	VOUZALI Vasiliki	PLT	GRE	8 OCT 1983
169	DUNLEVY Katie George	B	IRL	26 NOV 1981
	McCRYSTAL Evelyn	PLT	IRL	28 JUL 1978
170	KANUMA Yurie	B	JPN	20 MAY 1981
	TANAKA Mai	PLT	JPN	25 DEC 1989
171	KLAASSEN Larissa	B	NED	7 MAY 1994
	DOLMAN Haliegh	PLT	NED	13 JUN 1995
172	van DEUDEKOM Odette	B	NED	10 APR 1979
	van DIJK Kim	PLT	NED	27 DEC 1984
173	CAMERON Amanda	B	NZL	25 AUG 1988
	van KAMPEN Hannah	PLT	NZL	8 MAY 1993
174	FOY Emma	B	NZL	6 APR 1989
	THOMPSON Laura	PLT	NZL	4 JUN 1987
175	DUZIKOWSKA Anna	B	POL	20 SEP 1993
	MORYTKO Natalia	PLT	POL	10 APR 1993
176	PODKOSCIELNA Iwona	B	POL	1 JUN 1988
	TECLAW Aleksandra	PLT	POL	23 MAY 1986
177	CHESHIRE Shawn	B	USA	16 SEP 1975
	WOODRING Mackenzie	PLT	USA	16 FEB 1979

Entries / NPCs	Race Configuration			Total Race Distance
	Point to Point - Start	Laps	Point to Point - Finish	
17 / 12	N/A	2 x 15km + 2 x 27km	N/A	84.0km
Helmet Colour:	B Women = White			

Legend:
PLT Pilot



Start List
Lista de largada

Start Time	Race Number	Name	Sport Class	NPC Code	Date of Birth	Time
------------	-------------	------	-------------	----------	---------------	------

Entries / NPCs	Race Configuration			Total Race Distance
17 / 12	2 x 15.0km Intermediate Timing Points: 15.0km			30.0km
Helmet Colour:	B Women = White			

Legend: PLT Pilot



Final Results
Resultados finais

Race distance: 69km

Rank	Race Number	Name	Sport Class	NPC Code	Final Time	Time Behind
1	176	PODKOSCIELNA Iwona TECLAW Aleksandra	B PLT	POL POL	1:58:02	+0
2	169	DUNLEVY Katie George McCRYSTAL Evelyn	B PLT	IRL IRL	1:59:01	+59
3	174	FOY Emma THOMPSON Laura	B PLT	NZL NZL	1:59:33	+1:31
4	166	TURNHAM Lora HALL Corrine	B PLT	GBR GBR	2:01:16	+3:14
5	164	WELDON Robbi LEMIEUX Audrey	B PLT	CAN CAN	"	"
6	167	CHALKIADAKI Adamantia MILAKI Argyro	B PLT	GRE GRE	2:02:52	+4:50
7	172	van DEUDEKOM Odette van DIJK Kim	B PLT	NED NED	"	"
8	165	BENITEZ GUZMAN Josefa GOMEZ FRANQUET Beatriu	B PLT	ESP ESP	2:06:21	+8:19
9	177	CHESHIRE Shawn WOODRING Mackenzie	B PLT	USA USA	2:07:05	+9:03
10	170	KANUMA Yurie TANAKA Mai	B PLT	JPN JPN	2:07:23	+9:21
11	173	CAMERON Amanda van KAMPEN Hannah	B PLT	NZL NZL	2:07:41	+9:39
12	163	RYAN Shawna CARON Joanie	B PLT	CAN CAN	2:11:40	+13:38
13	175	DUZIKOWSKA Anna MORYTKO Natalia	B PLT	POL POL	2:12:14	+14:12
14	161	HOET Griet MONSIEUR Anneleen	B PLT	BEL BEL	2:19:11	+21:09
15	162	FANHANI Marcia FERREIRA Mariane	B PLT	BRA BRA	2:29:15	+31:13
16	168	KANTZA Paraskevi VOUTZALI Vasiliki	B PLT	GRE GRE	2:43:00	+44:58
	171	KLAASSEN Larissa DOLMAN Haliegh	B PLT	NED NED	DNF	



Final Results
Resultados finais

REVISED
14 SEP 16:42

Race distance: 30km

Rank	Race Number	Name	Sport Class	NPC Code	Split 1 at 15km	Final Time	Time Behind	Average Speed
15	161	HOET Griet	B	BEL	22:27.47(15)	43:34.20 (15)	+4:34.98	41.313
		MONSIEUR Anneleen	PLT	BEL		21:06.73 (14)		
16	162	FANHANI Marcia	B	BRA	24:33.50(16)	48:00.36 (16)	+9:01.14	37.495
		FERREIRA Mariane	PLT	BRA		23:26.86 (16)		
17	168	KANTZA Paraskevi	B	GRE	26:04.32(17)	50:36.79 (17)	+11:37.57	35.564
		VOUTZALI Vasiliki	PLT	GRE		24:32.47 (17)		

Average Speed	Race Configuration			Total Race Distance
	Point to Point - Start	Laps	Point to Point - Finish	
46.169km/h	N/A	2 x 15.0km Intermediate Timing Points: 15.0km	N/A	30.0km

Participants					Weather	Temperature (°C)
Entries / NPCs	Ranked	DNF	DSQ	DNS		
17 / 12	17	0	0	0	Sunny	28

Note:
All times shown are real times unless otherwise indicated.

Legend:
DNF Did Not Finish **DNS** Did Not Start **DSQ** Disqualified **PLT** Pilot

Team NED, #172: penalty of 10 seconds - breach of regulation 12.1.43.1 - drafting



Final Results
Resultados finais

Race distance: 69km

Rank	Race Number	Name	Sport Class	NPC Code	Final Time	Time Behind
------	-------------	------	-------------	----------	------------	-------------

Average Speed	Race Configuration			Total Race Distance
	Point to Point - Start	Laps	Point to Point - Finish	
35.075km/h	N/A	1 x 15km + 2 x 27km	N/A	69.0km

Entries / NPCs	Participants			Weather	Temperature (°C)
	Ranked	DNF	DSQ		
17 / 12	16	1	0	0	Partly cloudy 26

Legend:	DNF Did Not Finish	DNS Did Not Start	DSQ Disqualified	PLT Pilot
----------------	---------------------------	--------------------------	-------------------------	------------------



Race Analysis

Análise da corrida

After: Finish

Rank	Race Number	Name	Sport Class	NPC Code	Finish	Gap
1	176	PODKOSCIELNA Iwona TECLAW Aleksandra	B W	POL POL	1:58:02 (1)	+0
2	169	DUNLEVY Katie George McCRYSTAL Evelyn	B W	IRL IRL	1:59:01 (2)	+59
3	174	FOY Emma THOMPSON Laura	B W	NZL NZL	1:59:33 (3)	+1:31
4	166	TURNHAM Lora HALL Corrine	B W	GBR GBR	2:01:16 (4)	+3:14
5	164	WELDON Robbi LEMIEUX Audrey	B W	CAN CAN	2:01:16 (5)	"
6	167	CHALKIADAKI Adamantia MILAKI Argyro	B W	GRE GRE	2:02:52 (6)	+4:50
7	172	van DEUDEKOM Odette van DIJK Kim	B W	NED NED	2:02:52 (7)	"
8	165	BENITEZ GUZMAN Josefa GOMEZ FRANQUET Beatriu	B W	ESP ESP	2:06:21 (8)	+8:19
9	177	CHESHIRE Shawn WOODRING Mackenzie	B W	USA USA	2:07:05 (9)	+9:03
10	170	KANUMA Yurie TANAKA Mai	B W	JPN JPN	2:07:23 (10)	+9:21
11	173	CAMERON Amanda van KAMPEN Hannah	B W	NZL NZL	2:07:41 (11)	+9:39
12	163	RYAN Shawna CARON Joanie	B W	CAN CAN	2:11:40 (12)	+13:38
13	175	DUZIKOWSKA Anna MORYTKO Natalia	B W	POL POL	2:12:14 (13)	+14:12
14	161	HOET Griet MONSIEUR Anneleen	B W	BEL BEL	2:19:11 (14)	+21:09
15	162	FANHANI Marcia FERREIRA Mariane	B W	BRA BRA	2:29:15 (15)	+31:13
16	168	KANTZA Paraskevi VOUTZALI Vasiliki	B W	GRE GRE	2:43:00 (16)	+44:58
	171	KLAASSEN Larissa DOLMAN Haliegh	B W	NED NED	DNF	



Race Analysis

Análise da corrida

After: Finish

Rank	Race Number	Name	Sport Class	NPC Code	Finish	Gap
------	-------------	------	-------------	----------	--------	-----

Segment	Ptp Start 1
Race Distance	69km

Note:
Intermediate (lap) times are information recorded from transponders. Final time used for ranking at the end of the race is determined with photo-finish for all riders.

Legend:
DNF Did Not Finish **PTP** Point-To-Point



Start List
Lista de largada
Race distance: 22.5km

Race Number	NPC / Name	Sport Class	Gender	Date of Birth
1	ITA - Italy			
117	PODESTA Vittorio	H3	M	3 JUN 1973
104	MAZZONE Luca	H2	M	3 MAY 1971
123	ZANARDI Alessandro	H5	M	23 OCT 1966
2	USA - United States			
121	LACHENAUER William	H3	M	14 APR 1971
107	GROULX William	H2	M	11 MAR 1974
131	SANCHEZ Oscar	H5	M	2 DEC 1975
3	SUI - Switzerland			
120	WEBER Lukas	H3	M	28 SEP 1969
105	FANKHAUSER Tobias	H2	M	9 NOV 1989
119	FREI Heinz	H3	M	28 JAN 1958
4	BEL - Belgium			
110	DEBERG Jean-Francois	H3	M	17 NOV 1981
102	HINDRICQ Christophe	H2	M	18 FEB 1965
133	van de STEENE Jonas	H4	M	15 FEB 1987
5	AUT - Austria			
109	ABLINGER Walter	H3	M	12 MAY 1969
101	SCHATTAUER Wolfgang	H2	M	8 OCT 1959
132	FRUHWIRTH Thomas	H4	M	12 AUG 1981

Entries / NPCs	Race Configuration			Total Race Distance
	Point to Point - Start	Laps	Point to Point - Finish	
5 / 5	N/A	9 x 2.5km	N/A	22.5km
Helmet Colour:	H2 Men = Blue	H3 Men = White	H4 Men = Red	H5 Men = Black

Legend:
M Male



Final Results
Resultados finais

Race distance: 22.5km

Rank	Race Number	NPC / Name	Sport Class	Gender	Lap	Time	Time Behind
1	1	ITA - Italy				32:34	+0
Round 1	117	PODESTA Vittorio	H3	M	3:16 (3)	3:16 (3)	
	104	MAZZONE Luca	H2	M	3:49 (1)	7:05 (1)	
	123	ZANARDI Alessandro	H5	M	3:20 (1)	10:25 (1)	
Round 2	117	PODESTA Vittorio	H3	M	3:31 (1)	13:56 (1)	
	104	MAZZONE Luca	H2	M	3:50 (1)	17:46 (1)	
	123	ZANARDI Alessandro	H5	M	3:33 (2)	21:19 (1)	
Round 3	117	PODESTA Vittorio	H3	M	3:35 (1)	24:54 (1)	
	104	MAZZONE Luca	H2	M	3:53 (1)	28:47 (1)	
	123	ZANARDI Alessandro	H5	M	3:47 (4)	32:34 (1)	
2	2	USA - United States of America				33:21	+47
Round 1	121	LACHENAUER William	H3	M	3:28 (5)	3:28 (5)	
	107	GROULX William	H2	M	3:50 (2)	7:18 (2)	
	131	SANCHEZ Oscar	H5	M	3:28 (3)	10:46 (2)	
Round 2	121	LACHENAUER William	H3	M	3:45 (4)	14:31 (2)	
	107	GROULX William	H2	M	3:55 (2)	18:26 (2)	
	131	SANCHEZ Oscar	H5	M	3:33 (1)	21:59 (2)	
Round 3	121	LACHENAUER William	H3	M	3:51 (5)	25:50 (2)	
	107	GROULX William	H2	M	3:57 (2)	29:47 (2)	
	131	SANCHEZ Oscar	H5	M	3:34 (2)	33:21 (2)	
3	4	BEL - Belgium				34:02	+1:28
Round 1	110	DEBERG Jean-Francois	H3	M	3:14 (2)	3:14 (2)	
	102	HINDRICQ Christophe	H2	M	4:13 (4)	7:27 (3)	
	133	van de STEENE Jonas	H4	M	3:36 (5)	11:03 (3)	
Round 2	110	DEBERG Jean-Francois	H3	M	3:36 (2)	14:39 (3)	
	102	HINDRICQ Christophe	H2	M	4:18 (4)	18:57 (4)	
	133	van de STEENE Jonas	H4	M	3:37 (3)	22:34 (3)	
Round 3	110	DEBERG Jean-Francois	H3	M	3:37 (2)	26:11 (3)	
	102	HINDRICQ Christophe	H2	M	4:21 (4)	30:32 (3)	
	133	van de STEENE Jonas	H4	M	3:30 (1)	34:02 (3)	
4	3	SUI - Switzerland				34:19	+1:45
Round 1	120	WEBER Lukas	H3	M	3:22 (4)	3:22 (4)	
	105	FANKHAUSER Tobias	H2	M	4:07 (3)	7:29 (4)	
	119	FREI Heinz	H3	M	3:35 (4)	11:04 (5)	
Round 2	120	WEBER Lukas	H3	M	3:39 (3)	14:43 (4)	
	105	FANKHAUSER Tobias	H2	M	4:12 (3)	18:55 (3)	
	119	FREI Heinz	H3	M	3:40 (4)	22:35 (4)	
Round 3	120	WEBER Lukas	H3	M	3:43 (3)	26:18 (4)	
	105	FANKHAUSER Tobias	H2	M	4:20 (3)	30:38 (4)	
	119	FREI Heinz	H3	M	3:41 (3)	34:19 (4)	



Final Results

Resultados finais

Race distance: 22.5km

Rank	Race Number	NPC / Name	Sport Class	Gender	Lap	Time	Time Behind
5	5	AUT - Austria				35:38	+3:04
Round 1	109	ABLINGER Walter	H3	M	3:14 (1)	3:14 (1)	
	101	SCHATTAUER Wolfgang	H2	M	4:23 (5)	7:37 (5)	
	132	FRUHWIRTH Thomas	H4	M	3:26 (2)	11:03 (4)	
Round 2	109	ABLINGER Walter	H3	M	3:46 (5)	14:49 (5)	
	101	SCHATTAUER Wolfgang	H2	M	4:42 (5)	19:31 (5)	
	132	FRUHWIRTH Thomas	H4	M	3:41 (5)	23:12 (5)	
Round 3	109	ABLINGER Walter	H3	M	3:44 (4)	26:56 (5)	
	101	SCHATTAUER Wolfgang	H2	M	4:50 (5)	31:46 (5)	
	132	FRUHWIRTH Thomas	H4	M	3:52 (5)	35:38 (5)	

Average Speed	Race Configuration			Total Race Distance
	Point to Point - Start	Laps	Point to Point - Finish	
41.453km/h	N/A	9 x 2.5km	N/A	22.5km

Participants					Weather	Temperature (°C)
Entries / NPCs	Ranked	DNF	DSQ	DNS		
5 / 5	5	0	0	0	Overcast	23

Legend:	DNF Did Not Finish	DNS Did Not Start	DSQ Disqualified	M Male
----------------	---------------------------	--------------------------	-------------------------	---------------



Official Communication
Comunicado oficial

Item: 1

Schedule change for Saturday 17 SEP 2016

Summary:

New start time for Women's Road Race C4-5 (09:30) and Men's Road Race C4-5 (09:45).

Details:

Following the decision taken at the Team Manager's meeting, the schedule for Saturday, 17th of September 2016, has been updated as follows:

Start Time	Event
09:30	Women's Road Race C4-5
09:45	Men's Road Race C4-5

Issued by: UCI Technical Delegate
Time: 9:00
Date: 16 SEP 2016

This decision affects:

Results	<input type="checkbox"/>
Schedule	<input checked="" type="checkbox"/>
Other	<input type="checkbox"/>



Medallists by Event
Medalhistas por evento
As of 17 SEP 2016 at 16:54

Event	Date	Medal	Name	NPC Code
Women's Road Race B	17 SEP 2016	GOLD	PODKOSCIELNA Iwona	POL
			TECLAW Aleksandra	
		SILVER	DUNLEVY Katie George	IRL
			McCRYSTAL Evelyn	
		BRONZE	FOY Emma	NZL
			THOMPSON Laura	
Men's Road Race B	17 SEP 2016	GOLD	ter SCHURE Vincent	NED
			FRANSEN Timo	
		SILVER	AVILA RODRIGUEZ Ignacio	ESP
			FONT BERTOLI Joan	
		BRONZE	BATE Steve	GBR
			DUGGLEBY Adam	
Men's Road Race C4-5	17 SEP 2016	GOLD	ABRAHAM GEBRU Daniel	NED
		SILVER	CHAMAN Lauro Cesar	BRA
		BRONZE	TARLAO Andrea	ITA
Women's Road Race C4-5	17 SEP 2016	GOLD	STOREY Sarah	GBR
		SILVER	HARKOWSKA Anna	POL
		BRONZE	LANE Crystal	GBR
Mixed Team Relay H2-5	16 SEP 2016	GOLD	Italy	ITA
		SILVER	United States of America	USA
		BRONZE	Belgium	BEL
Women's Road Race T1-2	16 SEP 2016	GOLD	COOKE Carol	AUS
		SILVER	WALSH Jill	USA
		BRONZE	MAJUNKE Jana	GER
Men's Road Race T1-2	16 SEP 2016	GOLD	DURST Hans-Peter	GER
		SILVER	STONE David	GBR
		BRONZE	AYALA AYALA Nestor	COL
Men's Road Race C1-2-3	16 SEP 2016	GOLD	WARIAS Steffen	GER
		SILVER	BOSMANS Kris	BEL
		BRONZE	ANOBILE Fabio	ITA
Women's Road Race C1-2-3	16 SEP 2016	GOLD	WHITMORE Jamie	USA
		SILVER	ZENG Sini	CHN
		BRONZE	SCHINDLER Denise	GER
Men's Road Race H3	15 SEP 2016	GOLD	CECCHETTO Paolo	ITA
		SILVER	WEBER Maximilian	GER
		BRONZE	MOREAU Charles	CAN
Men's Road Race H4	15 SEP 2016	GOLD	MERKLEIN Vico	GER
		SILVER	WILK Rafal	POL
		BRONZE	JEANNOT Joel	FRA
Women's Road Race H1-2-3-4	15 SEP 2016	GOLD	REPPE Christiane	GER
		SILVER	LEE Doyeon	KOR
		BRONZE	PORCELLATO Francesca	ITA
Women's Road Race H5	15 SEP 2016	GOLD	ESKAU Andrea	GER
		SILVER	de VAAN Laura	NED
		BRONZE	JANSEN Jennette	NED
Men's Road Race H5	15 SEP 2016	GOLD	van DYK Ernst	RSA
		SILVER	ZANARDI Alessandro	ITA
		BRONZE	PLAT Jetze	NED
Men's Road Race H2	15 SEP 2016	GOLD	GROULX William	USA



Medallists by Event
Medalhistas por evento
As of 17 SEP 2016 at 16:54

Event	Date	Medal	Name	NPC Code
		SILVER	MAZZONE Luca	ITA
		BRONZE	FANKHAUSER Tobias	SUI
Women's Time Trial T1-2	14 SEP 2016	GOLD	COOKE Carol	AUS
		SILVER	WALSH Jill	USA
		BRONZE	GAUTIER Shelley	CAN
Men's Time Trial T1-2	14 SEP 2016	GOLD	DURST Hans-Peter	GER
		SILVER	BOYLE Ryan	USA
		BRONZE	STONE David	GBR
Women's Time Trial B	14 SEP 2016	GOLD	DUNLEVY Katie George	IRL
			McCRYSTAL Evelyn	
		SILVER	KANUMA Yurie	JPN
			TANAKA Mai	
		BRONZE	TURNHAM Lora	GBR
			HALL Corrine	
Men's Time Trial C3	14 SEP 2016	GOLD	CLIFFORD Eoghan	IRL
		SILVER	FUJITA Masaki	JPN
		BRONZE	SAMETZ Michael	CAN
Men's Time Trial C4	14 SEP 2016	GOLD	METELKA Jozef	SVK
		SILVER	BRIDGWOOD Kyle	AUS
		BRONZE	KURIL Patrik	SVK
Men's Time Trial C5	14 SEP 2016	GOLD	DEMENTYEV Yehor	UKR
		SILVER	DONOHUE Alistair	AUS
		BRONZE	CHAMAN Lauro Cesar	BRA
Men's Time Trial B	14 SEP 2016	GOLD	BATE Steve	GBR
			DUGGLEBY Adam	
		SILVER	ter SCHURE Vincent	NED
			FRANSEN Timo	
		BRONZE	MODRA Kieran	AUS
			EDWARDS David	
Women's Time Trial H1-2-3	14 SEP 2016	GOLD	DARKE Karen	GBR
		SILVER	DANA Alicia	USA
		BRONZE	PORCELLATO Francesca	ITA
Men's Time Trial H2	14 SEP 2016	GOLD	MAZZONE Luca	ITA
		SILVER	GROULX William	USA
		BRONZE	SHERIDAN Brian	USA
Women's Time Trial H4-5	14 SEP 2016	GOLD	VIETH Dorothee	GER
		SILVER	ESKAU Andrea	GER
		BRONZE	de VAAN Laura	NED
Men's Time Trial H3	14 SEP 2016	GOLD	PODESTA Vittorio	ITA
		SILVER	ABLINGER Walter	AUT
		BRONZE	MOREAU Charles	CAN
Men's Time Trial H4	14 SEP 2016	GOLD	WILK Rafal	POL
		SILVER	FRUHWIRTH Thomas	AUT
		BRONZE	MERKLEIN Vico	GER
Men's Time Trial H5	14 SEP 2016	GOLD	ZANARDI Alessandro	ITA
		SILVER	TRIPP Stuart	AUS
		BRONZE	SANCHEZ Oscar	USA
Women's Time Trial C1-2-3	14 SEP 2016	GOLD	NORBRUIS Alyda	NED
		SILVER	SCHINDLER Denise	GER



Medallists by Event
Medalhistas por evento
As of 17 SEP 2016 at 16:54

Event	Date	Medal	Name	NPC Code
		BRONZE	ZENG Sini	CHN
Men's Time Trial C1	14 SEP 2016	GOLD	TEUBER Michael	GER
		SILVER	WILSON Ross	CAN
		BRONZE	MASINI Giancarlo	ITA
Women's Time Trial C4	14 SEP 2016	GOLD	MORELLI Shawn	USA
		SILVER	FISHER Megan	USA
		BRONZE	POWELL Susan	AUS
Women's Time Trial C5	14 SEP 2016	GOLD	STOREY Sarah	GBR
		SILVER	HARKOWSKA Anna	POL
		BRONZE	BOSCO Samantha	USA
Men's Time Trial C2	14 SEP 2016	GOLD	CHERNOVE Tristen	CAN
		SILVER	LYNCH Colin	IRL
		BRONZE	LIANG Guihua	CHN



Medal Standings
Quadro de medalhas
As of 17 SEP 2016 at 16:55

Rank	NPC	Men				Women				Mixed				Total				Rank by Total
		G	S	B	Tot.	G	S	B	Tot.	G	S	B	Tot.	G	S	B	Tot.	
1	GER - Germany	5	1	1	7	3	2	2	7					8	3	3	14	1
2	ITA - Italy	4	2	3	9			2	2	1			1	5	2	5	12	3
3	GBR - Great Britain	1	1	2	4	3		2	5					4	1	4	9	4
4	USA - United States of America	1	2	2	5	2	4	1	7		1		1	3	7	3	13	2
5	NED - Netherlands	2	1	1	4	1	1	2	4					3	2	3	8	5
6	AUS - Australia		3	1	4	2		1	3					2	3	2	7	6
7	POL - Poland	1	1		2	1	2		3					2	3		5	8
8	IRL - Ireland	1	1		2	1	1		2					2	2		4	9
9	CAN - Canada	1	1	3	5			1	1					1	1	4	6	7
10	SVK - Slovakia	1		1	2									1		1	2	=11
11	RSA - South Africa	1			1									1			1	=12
11	UKR - Ukraine	1			1									1			1	=12
13	AUT - Austria		2		2										2		2	=11
13	JPN - Japan		1		1		1		1						2		2	=11
15	CHN - People's Republic of China			1	1		1	1	2						1	2	3	10
16	BEL - Belgium		1		1							1	1		1	1	2	=11
16	BRA - Brazil		1	1	2										1	1	2	=11
18	ESP - Spain		1		1										1		1	=12
18	KOR - Republic of Korea						1		1						1		1	=12
20	COL - Colombia			1	1											1	1	=12
20	FRA - France			1	1											1	1	=12
20	NZL - New Zealand							1	1							1	1	=12
20	SUI - Switzerland			1	1											1	1	=12
	Total	19	19	19	57	13	13	13	39	1	1	1	3	33	33	33	99	

Legend:

= Equal sign indicates that two or more NPCs share the same rank by total
S SILVER **B** BRONZE

G GOLD
Tot. Total

Cycling Medal Standings

Quadro de medalhas do ciclismo

As of 17 SEP 2016 at 16:55

AFTER 50 OF 50 EVENTS

Rank	NPC	Cycling Track				Cycling Road				Total				Rank by Total
		G	S	B	Tot.	G	S	B	Tot.	G	S	B	Tot.	
1	Great Britain	8	2	2	12	4	1	4	9	12	3	6	21	1
2	Germany			1	1	8	3	3	14	8	3	4	15	4
3	Netherlands	2	3	3	8	3	2	3	8	5	5	6	16	3
4	Italy					5	2	5	12	5	2	5	12	6
5	United States of America	1	2	2	5	3	7	3	13	4	9	5	18	2
6	Australia	1	4	1	6	2	3	2	7	3	7	3	13	5
7	People's Republic of China	3	2	2	7		1	2	3	3	3	4	10	7
8	Poland					2	3		5	2	3		5	=9
9	Ireland			1	1	2	2		4	2	2	1	5	=9
10	Slovakia	1	1		2	1		1	2	2	1	1	4	11
11	Ukraine	1			1	1			1	2			2	=14
12	Canada		2	1	3	1	1	4	6	1	3	5	9	8
13	South Africa					1			1	1			1	=20
14	Austria						2		2		2		2	=14
14	Japan						2		2		2		2	=14
16	Spain			2	2		1		1		1	2	3	=12
17	Belgium						1	1	2		1	1	2	=14
17	Brazil						1	1	2		1	1	2	=14
17	New Zealand		1		1			1	1		1	1	2	=14
20	Republic of Korea						1		1		1		1	=20
21	Colombia			2	2			1	1			3	3	=12
22	France							1	1			1	1	=20
22	Switzerland							1	1			1	1	=20
	Total:	17	17	17	51	33	33	33	99	50	50	50	150	

Legend:

B Bronze
Tot. Total

G Gold
= Equal sign indicates that two or more NPCs share the same rank by total

S Silver

Multi-Medallists at these Games

Multimedalhistas nestes Jogos

As of 17 SEP 2016 at 16:55

Rank	Name	NPC Code	Discipline	Event	Medals	
					Type	Total
1	STOREY Sarah	GBR	Cycling Track	Women's C5 3000m Individual Pursuit	GOLD	3
			Cycling Road	Women's Time Trial C5	GOLD	
			Cycling Road	Women's Road Race C4-5	GOLD	
2	MAZZONE Luca	ITA	Cycling Road	Men's Time Trial H2	GOLD	3
			Cycling Road	Mixed Team Relay H2-5	GOLD	
			Cycling Road	Men's Road Race H2	SILVER	
3	METELKA Jozef	SVK	Cycling Track	Men's C4 4000m Individual Pursuit	GOLD	3
			Cycling Road	Men's Time Trial C4	GOLD	
			Cycling Track	Men's C4-5 1000m Time Trial	SILVER	
4	ZANARDI Alessandro	ITA	Cycling Road	Men's Time Trial H5	GOLD	3
			Cycling Road	Mixed Team Relay H2-5	GOLD	
			Cycling Road	Men's Road Race H5	SILVER	
5	BATE Steve DUGGLEBY Adam	GBR	Cycling Track	Men's B 4000m Individual Pursuit	GOLD	3
			Cycling Road	Men's Time Trial B	GOLD	
			Cycling Road	Men's Road Race B	BRONZE	
6	NORBRUIS Alyda	NED	Cycling Track	Women's C1-2-3 500m Time Trial	GOLD	3
			Cycling Road	Women's Time Trial C1-2-3	GOLD	
			Cycling Track	Women's C1-2-3 3000m Individual Pursuit	BRONZE	
7	GROULX William	USA	Cycling Road	Men's Road Race H2	GOLD	3
			Cycling Road	Men's Time Trial H2	SILVER	
			Cycling Road	Mixed Team Relay H2-5	SILVER	
8	ter SCHURE Vincent FRANSEN Timo	NED	Cycling Road	Men's Road Race B	GOLD	3
			Cycling Track	Men's B 4000m Individual Pursuit	SILVER	
			Cycling Road	Men's Time Trial B	SILVER	
9	CHERNOVE Tristen	CAN	Cycling Road	Men's Time Trial C2	GOLD	3
			Cycling Track	Men's C2 3000m Individual Pursuit	SILVER	
			Cycling Track	Men's C1-2-3 1000m Time Trial	BRONZE	
10	COOKE Carol	AUS	Cycling Road	Women's Time Trial T1-2	GOLD	2
			Cycling Road	Women's Road Race T1-2	GOLD	
11	CUNDY Jody	GBR	Cycling Track	Men's C4-5 1000m Time Trial	GOLD	2
			Cycling Track	Mixed C1-5 750m Team Sprint	GOLD	
12	DEMENTYEV Yehor	UKR	Cycling Track	Men's C5 4000m Individual Pursuit	GOLD	2
			Cycling Road	Men's Time Trial C5	GOLD	
13	DURST Hans-Peter	GER	Cycling Road	Men's Time Trial T1-2	GOLD	2
			Cycling Road	Men's Road Race T1-2	GOLD	
14	LI Zhangyu	CHN	Cycling Track	Men's C1 3000m Individual Pursuit	GOLD	2
			Cycling Track	Men's C1-2-3 1000m Time Trial	GOLD	
15	MORELLI Shawn	USA	Cycling Track	Women's C4 3000m Individual Pursuit	GOLD	2
			Cycling Road	Women's Time Trial C4	GOLD	
16	PODESTA Vittorio	ITA	Cycling Road	Men's Time Trial H3	GOLD	2
			Cycling Road	Mixed Team Relay H2-5	GOLD	
17	DUNLEVY Katie George McCRYSTAL Evelyn	IRL	Cycling Road	Women's Time Trial B	GOLD	2
			Cycling Road	Women's Road Race B	SILVER	
18	ESKAU Andrea	GER	Cycling Road	Women's Road Race H5	GOLD	2
			Cycling Road	Women's Time Trial H4-5	SILVER	

Multi-Medallists at these Games

Multimedalhistas nestes Jogos

As of 17 SEP 2016 at 16:55

Rank	Name	NPC Code	Discipline	Event	Medals	
					Type	Total
19	WHITMORE Jamie	USA	Cycling Road	Women's Road Race C1-2-3	GOLD	2
			Cycling Track	Women's C1-2-3 3000m Individual Pursuit	SILVER	
20	WILK Rafal	POL	Cycling Road	Men's Time Trial H4	GOLD	2
			Cycling Road	Men's Road Race H4	SILVER	
21	CLIFFORD Eoghan	IRL	Cycling Road	Men's Time Trial C3	GOLD	2
			Cycling Track	Men's C3 3000m Individual Pursuit	BRONZE	
22	LIANG Guihua	CHN	Cycling Track	Men's C2 3000m Individual Pursuit	GOLD	2
			Cycling Road	Men's Time Trial C2	BRONZE	
23	MERKLEIN Vico	GER	Cycling Road	Men's Road Race H4	GOLD	2
			Cycling Road	Men's Time Trial H4	BRONZE	
24	ROLFE Louis	GBR	Cycling Track	Mixed C1-5 750m Team Sprint	GOLD	2
			Cycling Track	Men's C2 3000m Individual Pursuit	BRONZE	
25	THORNHILL Sophie SCOTT Helen	GBR	Cycling Track	Women's B 1000m Time Trial	GOLD	2
			Cycling Track	Women's B 3000m Individual Pursuit	BRONZE	
26	TURNHAM Lora HALL Corrine	GBR	Cycling Track	Women's B 3000m Individual Pursuit	GOLD	2
			Cycling Road	Women's Time Trial B	BRONZE	
27	BRIDGWOOD Kyle	AUS	Cycling Track	Men's C4 4000m Individual Pursuit	SILVER	2
			Cycling Road	Men's Time Trial C4	SILVER	
28	DONOHOE Alistair	AUS	Cycling Track	Men's C5 4000m Individual Pursuit	SILVER	2
			Cycling Road	Men's Time Trial C5	SILVER	
29	HARKOWSKA Anna	POL	Cycling Road	Women's Time Trial C5	SILVER	2
			Cycling Road	Women's Road Race C4-5	SILVER	
30	WALSH Jill	USA	Cycling Road	Women's Time Trial T1-2	SILVER	2
			Cycling Road	Women's Road Race T1-2	SILVER	
31	WILSON Ross	CAN	Cycling Track	Men's C1 3000m Individual Pursuit	SILVER	2
			Cycling Road	Men's Time Trial C1	SILVER	
32	CHAMAN Lauro Cesar	BRA	Cycling Road	Men's Road Race C4-5	SILVER	2
			Cycling Road	Men's Time Trial C5	BRONZE	
33	de VAAN Laura	NED	Cycling Road	Women's Road Race H5	SILVER	2
			Cycling Road	Women's Time Trial H4-5	BRONZE	
34	FISHER Megan	USA	Cycling Road	Women's Time Trial C4	SILVER	2
			Cycling Track	Women's C4 3000m Individual Pursuit	BRONZE	
35	FOY Emma THOMPSON Laura	NZL	Cycling Track	Women's B 3000m Individual Pursuit	SILVER	2
			Cycling Road	Women's Road Race B	BRONZE	
36	LANE Crystal	GBR	Cycling Track	Women's C5 3000m Individual Pursuit	SILVER	2
			Cycling Road	Women's Road Race C4-5	BRONZE	
37	NIJHUIS Arnoud	NED	Cycling Track	Men's C1-2-3 1000m Time Trial	SILVER	2
			Cycling Track	Men's C1 3000m Individual Pursuit	BRONZE	
38	POWELL Susan	AUS	Cycling Track	Women's C4 3000m Individual Pursuit	SILVER	2
			Cycling Road	Women's Time Trial C4	BRONZE	
39	SANCHEZ Oscar	USA	Cycling Road	Mixed Team Relay H2-5	SILVER	2
			Cycling Road	Men's Time Trial H5	BRONZE	

Multi-Medallists at these Games

Multimedalhistas nestes Jogos

As of 17 SEP 2016 at 16:55

Rank	Name	NPC Code	Discipline	Event	Medals	
					Type	Total
40	SCHINDLER Denise	GER	Cycling Road	Women's Time Trial C1-2-3	SILVER	2
			Cycling Road	Women's Road Race C1-2-3	BRONZE	
41	STONE David	GBR	Cycling Road	Men's Road Race T1-2	SILVER	2
			Cycling Road	Men's Time Trial T1-2	BRONZE	
42	ZENG Sini	CHN	Cycling Road	Women's Road Race C1-2-3	SILVER	2
			Cycling Road	Women's Time Trial C1-2-3	BRONZE	
43	BOSCO Samantha	USA	Cycling Track	Women's C5 3000m Individual Pursuit	BRONZE	2
			Cycling Road	Women's Time Trial C5	BRONZE	
44	CABELLO LLAMAS Alfonso	ESP	Cycling Track	Men's C4-5 1000m Time Trial	BRONZE	2
			Cycling Track	Mixed C1-5 750m Team Sprint	BRONZE	
45	MOREAU Charles	CAN	Cycling Road	Men's Time Trial H3	BRONZE	2
			Cycling Road	Men's Road Race H3	BRONZE	
46	PORCELLATO Francesca	ITA	Cycling Road	Women's Time Trial H1-2-3	BRONZE	2
			Cycling Road	Women's Road Race H1-2-3-4	BRONZE	

