

2015 IPC Ice Sledge Hockey Worlds , 2015 Tournament



Japan

0

	1	2	3	T
Japan	0	0	0	0
Canada	12	3	2	17



Canada

17

FINAL +

Date: Apr 26, 2015
 Time: 1:00 PM EDT
 Location: HARBORCENTER - Buffalo, N.Y.
 Status: Final
 Attendance: 419
 Referee Robert Hallin
 Linesman Andreas Lunden, Nick Bradshaw

Shots on Goal

Team	1	2	3	Total
Japan	2	3	1	6
Canada	21	16	5	42

Power Plays

Team	PP	PIM
Japan	0-0	8
Canada	3-4	0

1st Period Summary

Time	Team	Scoring Detail	Score
0:20	Canada	Greg Westlake Goal (even strength) Assists: Brad Bowden	Japan 0 - Canada 1
2:12	Canada	Brad Bowden Goal (even strength) Assists: Greg Westlake, Billy Bridges	Japan 0 - Canada 2
5:08	Canada	Greg Westlake Goal (even strength) Assists: Billy Bridges, Brad Bowden	Japan 0 - Canada 3
5:35	Canada	Brad Bowden Goal (even strength) Assists:	Japan 0 - Canada 4
7:49	Canada	Billy Bridges Goal (power play) Assists: Brad Bowden, Adam Dixon	Japan 0 - Canada 5
8:49	Canada	Kevin Sorley Goal (power play) Assists: Ben Delaney, Marc Dorion	Japan 0 - Canada 6
10:29	Canada	Greg Westlake Goal (even strength) Assists: Brad Bowden	Japan 0 - Canada 7
10:40	Canada	Tyler McGregor Goal (even strength) Assists: Ben Delaney	Japan 0 - Canada 8
11:06	Canada	Marc Dorion Goal (even strength) Assists: Ben Delaney	Japan 0 - Canada 9
13:08	Canada	Adam Dixon Goal (even strength)	Japan 0 - Canada 10
13:51	Canada	Bryan Sholomicki Goal (even strength) Assists: Kieran Block	Japan 0 - Canada 11
14:53	Canada	Billy Bridges Goal (even strength) Assists: Brad Bowden, Greg Westlake	Japan 0 - Canada 12
Time	Team	Penalty Detail	
7:06	Japan	Wataru Horie: Holding - Minor (2:00)	
8:40	Japan	Kazuhiro Takahashi: Teeing - Minor (2:00)	

2nd Period Summary

Time	Team	Scoring Detail	Score
2:34	Canada	Greg Westlake Goal (even strength) Assists: Ben Delaney	Japan 0 - Canada 13
6:42	Canada	Brad Bowden Goal (even strength) Assists: Greg Westlake	Japan 0 - Canada 14
7:12	Canada	Ben Delaney Goal (power play) Assists: Marc Dorion	Japan 0 - Canada 15
Time	Team	Penalty Detail	
6:42	Japan	Taimei Shiba: Teeing - Minor (2:00)	
10:35	Japan	Tomohiko Maruo: Teeing - Minor (2:00)	

3rd Period Summary

Time	Team	Scoring Detail	Score
4:17	Canada	Greg Westlake Goal (even strength) Assists: Billy Bridges	Japan 0 - Canada 16
4:59	Canada	Billy Bridges Goal (even strength) Assists: Derek Whitson	Japan 0 - Canada 17
Time	Team	Penalty Detail	



Japan

Skaters

#	Name	G	A	PIM	GWG
6	Wataru Horie	0	0	2	0
13	Mamoru Yoshikawa	0	0	0	0
16	Taimei Shiba	0	0	2	0
18	Toshiyuki Nakamura	0	0	0	0
24	Satoru Sudo	0	0	0	0
25	Eiji Misawa	0	0	0	0
29	Tomohiko Maruo	0	0	2	0
30	Kazuya Mochizuki	0	0	0	0
33	Hideaki Ishii	0	0	0	0
36	Susumu Hirose	0	0	0	0
40	Yoshihiro Shiyoa	0	0	0	0
55	Kazuhiro Takahashi	0	0	2	0
70	Nao Kodama	0	0	0	0
96	Masaharu Kumagai	0	0	0	0
Totals:		0	0	8	0

Goalies

#	Name	Min	Sh	Sv	Dec
21	Shinobu Fukushima	30:00	21	16	0
39	Mitsuru Nagase	15:00	21	9	LOSS
Totals:		45:00	42	25	0

Coaches

#	Name	Signature
	Kojin Nakakita	



Canada

Skaters

#	Name	G	A	PIM	GWG
4	Derek Whitson	0	1	0	0
5	Kevin Rempel	0	0	0	0
7	Marc Dorion	1	2	0	0
8	Tyler McGregor	1	0	0	0
11	Adam Dixon	1	1	0	0
12	Greg Westlake	5	3	0	1
14	Steve Arsenault	0	0	0	0
15	Kevin Sorley	1	0	0	0
18	Billy Bridges	3	3	0	0
20	Bryan Sholomicki	1	0	0	0
23	Kieran Block	0	1	0	0
27	Brad Bowden	3	5	0	0
Totals:		17	20	0	0

Goalies

#	Name	Min	Sh	Sv	Dec
30	Corbin Watson	45:00	6	6	WIN
Totals:		45:00	6	6	0

Coaches

#	Name	Signature
	Ken Babey	

1st Period -- Scoring: Canada - Westlake Goal (even strength) (Bowden) 0:20; Canada - Bowden Goal (even strength) (Westlake, Bridges) 2:12; Canada - Westlake Goal (even strength) (Bridges, Bowden) 5:08; Canada - Bowden Goal (even strength) 5:35; Canada - Bridges Goal (power play) (Bowden, Dixon) 7:49; Canada - Sorley Goal (power play) (Delaney, Dorion) 8:49; Canada - Westlake Goal (even strength) (Bowden) 10:29; Canada - McGregor Goal (even strength) (Delaney) 10:40; Canada - Dorion Goal (even strength) (Delaney) 11:06; Canada - Dixon Goal (even strength) 13:08; Canada - Sholomicki Goal (even strength) (Block) 13:51; Canada - Bridges Goal (even strength) (Bowden, Westlake) 14:53. Penalties: Horie, Japan (Holding, Minor, 2 min) 7:06; Takahashi, Japan (Teeing, Minor, 2 min) 8:40. Goalie Changes: None.

2nd Period -- Scoring: Canada - Westlake Goal (even strength) (Delaney) 2:34; Canada - Bowden Goal (even strength) (Westlake) 6:42; Canada - Delaney Goal (power play) (Dorion) 7:12. Penalties: Shiba, Japan (Teeing, Minor, 2 min) 6:42; Maruo, Japan (Teeing, Minor, 2 min) 10:35. Goalie Changes: Fukushima, Japan 0:00.

3rd Period -- Scoring: Canada - Westlake Goal (even strength) (Bridges) 4:17; Canada - Bridges Goal (even strength) (Whitson) 4:59. Penalties: None. Goalie Changes: None.

Statistics Powered by



SKATER STATS

#	NAME	G	A	PTS	SOG	PPG	SH	PEN	PIM	FOW	FOL	GW
6	Wataru Horie	0	0	0	0	0	0	1	2	0	0	0
13	Mamoru Yoshikawa	0	0	0	2	0	0	0	0	0	0	0
16	Taimei Shiba	0	0	0	0	0	0	1	2	4	8	0
18	Toshiyuki Nakamura	0	0	0	0	0	0	0	0	0	9	0
24	Satoru Sudo	0	0	0	0	0	0	0	0	0	0	0
25	Eiji Misawa	0	0	0	0	0	0	0	0	0	0	0
29	Tomohiko Maruo	0	0	0	1	0	0	1	2	0	0	0
30	Kazuya Mochizuki	0	0	0	0	0	0	0	0	0	0	0
33	Hideaki Ishii	0	0	0	0	0	0	0	0	2	0	0
36	Susumu Hirose	0	0	0	0	0	0	0	0	0	0	0
40	Yoshihiro Shioya	0	0	0	0	0	0	0	0	0	0	0
55	Kazuhiro Takahashi	0	0	0	0	0	0	1	2	15	16	0
70	Nao Kodama	0	0	0	0	0	0	0	0	0	0	0
96	Masaharu Kumagai	0	0	0	3	0	0	0	0	0	0	0
TEAM TOTALS		0	0	0	6	0	0	4	8	21	33	0

SKATER STATS













#	NAME	G	A	PTS	SOG	PPG	SH	PEN	PIM	FOW	FOL	GW
4	Derek Whitson	0	1	1	1	0	0	0	0	0	0	0
5	Kevin Rempel	0	0	0	2	0	0	0	0	0	0	0
7	Marc Dorion	1	2	3	4	0	0	0	0	10	5	0
8	Tyler McGregor	1	0	1	1	0	0	0	0	0	0	0
10	Ben Delaney	1	4	5	5	1	0	0	0	1	0	0
11	Adam Dixon	1	1	2	2	0	0	0	0	0	0	0
12	Greg Westlake	5	3	8	6	0	0	0	0	3	3	1
14	Steve Arsenault	0	0	0	1	0	0	0	0	0	0	0
15	Kevin Sorley	1	0	1	6	1	0	0	0	1	0	0
18	Billy Bridges	3	3	6	4	1	0	0	0	6	2	0
20	Bryan Sholomicki	1	0	1	3	0	0	0	0	0	0	0
23	Kieran Block	0	1	1	2	0	0	0	0	11	7	0
27	Brad Bowden	3	5	8	5	0	0	0	0	1	4	0
TEAM TOTALS		17	20	37	42	3	0	0	0	33	20	0

GOALIE STATS

#	NAME	MIN	W	L	SOL	SOG	SV	GA	GAA	SV%	SO
21	Shinobu Fukushima	30:00	0	0	0	21	16	5	7.50	.762	0
39	Mitsuru Nagase	15:00	0	1	0	21	9	12	36.00	.429	0
TEAM TOTALS		45:00	0	1	0	42	25	17	17.00	.595	0

GOALIE STATS

#	NAME	MIN	W	L	SOL	SOG	SV	GA	GAA	SV%	SO
1	Dominic Larocque	0:00	0	0	0	0	0	0	0.00	.000	0
30	Corbin Watson	45:00	1	0	0	6	6	0	0.00	1.000	1
TEAM TOTALS		45:00	1	0	0	6	6	0	0.00	1.000	1

SKATER STATS			
Goals		0	17
Assists		0	20
Points		0	37
Shots on Goal		6	42
Power Play Goals		0	3
Short Handed Goals Scored		0	0
Penalties		4	0
Penalty Minutes		8	0
Faceoffs Won		21	33
Faceoffs Lost		33	20

GOALIE STATS			
Minutes		45:00	45:00
Shots on Goal		42	6
Saves		25	6
Goals Against		17	0
Goals Against Average		17.00	0.00
Save Percentage		.595	1.000
Shut Outs		0	1

TEAM STATS			
Power Plays		0	4
Power Play Percentage		0.0	75.0
Penalty Kills		4	0
Power Play Goals Allowed		3	0
Penalty Kill Percentage		25.0	0.0

2015 IPC Ice Sledge Hockey Worlds , 2015 Tournament



Norway

3

	1	2	3	T
Norway	0	3	0	3
Czech Republic	1	0	0	1



Czech Republic

1

FINAL →

Date: Apr 26, 2015
 Time: 9:30 AM EDT
 Location: HARBORCENTER
 Status: Final
 Attendance: 506
 Referee Johnathan Morrison
 Linesman Sergey Yudakov, Jon Shaw

Shots on Goal

Team	1	2	3	Total
Norway	4	7	5	16
Czech Republic	8	2	4	14

Power Plays

Team	PP	PIM
Norway	0-1	8
Czech Republic	0-4	2

1st Period Summary

Time	Team	Scoring Detail	Score
7:48	Czech Republic	Michal Geier Goal (short handed)	Norway 0 - Czech 1
Time	Team	Penalty Detail	
7:14	Czech Republic	Zdenek Habl: Teeing - Minor (2:00)	
9:44	Norway	Loyd-Remi Pallander Solberg: Elbowing - Minor (2:00)	
11:10	Norway	Stig Tore Svee: Roughing - Minor (2:00)	

2nd Period Summary

Time	Team	Scoring Detail	Score
2:33	Norway	Rolf Einar Pedersen Goal (even strength) Assists: Loyd-Remi Pallander Solberg	Norway 1 - Czech 1
4:26	Norway	Jan Roger Klakegg Goal (short handed)	Norway 2 - Czech 1
11:25	Norway	Emil Sorheim Goal (even strength) Assists: Magnus Bogle , Knut Andre Nordstoga	Norway 3 - Czech 1
Time	Team	Penalty Detail	
4:08	Norway	Martin Hamre: Interference - Minor (2:00)	

3rd Period Summary

Time	Team	Scoring Detail	Score
Time	Team	Penalty Detail	
14:17	Norway	Loyd-Remi Pallander Solberg: Teeing - Minor (2:00)	



Norway

Skaters

#	Name	G	A	PIM	GWG
3	Rolf Einar Pedersen	1	0	0	0
6	Emil Kirstistuen	0	0	0	0
8	Stig Tore Sveen	0	0	2	0
9	Morten Vaernes	0	0	0	0
12	Magnus Bogle	0	1	0	0
15	Emil Sorheim	1	0	0	0
16	Knut Andre Nordstoga	0	1	0	0
17	Loyd-Remi Pallander Solberg	0	1	4	0
20	Martin Hamre	0	0	2	0
22	Audun Bakke	0	0	0	0
23	Jan Roger Klakegg	1	0	0	1
24	Thommas Avdal	0	0	0	0
65	Thomas Jacobsen	0	0	0	0
Totals:		3	3	8	0

Goalies

#	Name	Min	Sh	Sv	Dec
1	Roger Johansen	0:00	0	0	0
18	Kjell Christian Hamar	45:00	14	13	WIN
Totals:		45:00	14	13	0

Coaches

#	Name	Signature
	Espen Hegde	

1st Period -- Scoring: Czech - Geier Goal (short handed) 7:48. Penalties: Hahl, Czech (Teeing, Minor, 2 min) 7:14; Solberg, Norway (Elbowing, Minor, 2 min) 9:44; Sveen, Norway (Roughing, Minor, 2 min) 11:10. Goalie Changes: None.

2nd Period -- Scoring: Norway - Pedersen Goal (even strength) (Solberg) 2:33; Norway - Klakegg Goal (short handed) 4:26; Norway - Sorheim Goal (even strength) (Bogle, Nordstoga) 11:25. Penalties: Hamre, Norway (Interference, Minor, 2 min) 4:08. Goalie Changes: None.

3rd Period -- Scoring: None. Penalties: Solberg, Norway (Teeing, Minor, 2 min) 14:17. Goalie Changes: None.

Statistics Powered by

SPORT:NGIN



Czech Republic

Skaters

#	Name	G	A	PIM	GWG
7	David Motycka	0	0	0	0
10	Jiri Berger	0	0	0	0
15	Martin Novak	0	0	0	0
24	Zdenek Safranek	0	0	0	0
29	Pavel Kubes	0	0	0	0
65	Miroslav Hrbek	0	0	0	0
74	Michal Geier	1	0	0	0
75	Jiri Raul	0	0	0	0
77	David Palat	0	0	0	0
82	Zdenek Hahl	0	0	2	0
96	Zdenek Krupicka	0	0	0	0
Totals:		1	0	2	0

Goalies

#	Name	Min	Sh	Sv	Dec
6	Michal Vapenka	45:00	16	13	LOSS
17	Jan Matousek	0:00	0	0	0
Totals:		45:00	16	13	0

Coaches

#	Name	Signature
	Jiri Briza	

SKATER STATS

#	NAME	G	A	PTS	SOG	PPG	SH	PEN	PIM	FOW	FOL	GW
3	Rolf Einar Pedersen	1	0	1	3	0	0	0	0	7	6	0
6	Emil Kirststuen	0	0	0	0	0	0	0	0	0	0	0
8	Stig Tore Svee	0	0	0	0	0	0	1	2	2	1	0
9	Morten Vaernes	0	0	0	0	0	0	0	0	1	0	0
12	Magnus Bogle	0	1	1	0	0	0	0	0	14	5	0
15	Emil Sorheim	1	0	1	2	0	0	0	0	0	1	0
16	Knut Andre Nordstoga	0	1	1	2	0	0	0	0	0	0	0
17	Loyd-Remi Pallander Solberg	0	1	1	0	0	0	2	4	0	0	0
20	Martin Hamre	0	0	0	0	0	0	1	2	0	0	0
22	Audun Bakke	0	0	0	2	0	0	0	0	0	0	0
23	Jan Roger Klakegg	1	0	1	2	0	1	0	0	0	0	1
24	Thomas Avdal	0	0	0	0	0	0	0	0	0	0	0
65	Thomas Jacobsen	0	0	0	2	0	0	0	0	1	0	0
TEAM TOTALS		3	3	6	16	0	1	4	8	25	13	0

SKATER STATS



#	NAME	G	A	PTS	SOG	PPG	SH	PEN	PIM	FOW	FOL	GW
7	David Motycka	0	0	0	0	0	0	0	0	0	0	0
10	Jiri Berger	0	0	0	1	0	0	0	0	0	0	0
15	Martin Novak	0	0	0	0	0	0	0	0	0	0	0
24	Zdenek Safranek	0	0	0	1	0	0	0	0	0	3	0
29	Pavel Kubes	0	0	0	3	0	0	0	0	0	0	0
65	Miroslav Hrbek	0	0	0	0	0	0	0	0	0	0	0
74	Michal Geler	1	0	1	5	0	1	0	0	1	0	0
75	Jiri Raul	0	0	0	0	0	0	0	0	6	12	0
77	David Palat	0	0	0	1	0	0	0	0	0	0	0
82	Zdenek Habl	0	0	0	0	0	0	1	2	6	10	0
96	Zdenek Krupicka	0	0	0	2	0	0	0	0	0	0	0
TEAM TOTALS		1	0	1	14	0	1	1	2	13	25	0











GOALIE STATS

#	NAME	MIN	W	L	SOL	SOG	SV	GA	GAA	SV%	SO
1	Roger Johansen	0:00	0	0	0	0	0	0	0.00	.000	0
18	Kjell Christian Hamar	45:00	1	0	0	14	13	1	1.00	.929	0
TEAM TOTALS		45:00	1	0	0	14	13	1	1.00	.929	0








GOALIE STATS

#	NAME	MIN	W	L	SOL	SOG	SV	GA	GAA	SV%	SO
6	Michal Vapenka	45:00	0	1	0	16	13	3	3.00	.812	0
17	Jan Matousek	0:00	0	0	0	0	0	0	0.00	.000	0
TEAM TOTALS		45:00	0	1	0	16	13	3	3.00	.812	0






SKATER STATS  

Goals		3	1
Assists		3	0
Points		6	1
Shots on Goal		16	14
Power Play Goals		0	0
Short Handed Goals Scored		1	1
Penalties		4	1
Penalty Minutes		8	2
Faceoffs Won		25	13
Faceoffs Lost		13	25









GOALIE STATS  

Minutes		45:00	45:00
Shots on Goal		14	16
Saves		13	13
Goals Against		1	3
Goals Against Average		1.00	3.00
Save Percentage		.929	.812
Shut Outs		0	0

TEAM STATS  

Power Plays		1	4
Power Play Percentage		0.0	0.0
Penalty Kills		4	1
Power Play Goals Allowed		0	0
Penalty Kill Percentage		100.0	100.0

2015 IPC Ice Sledge Hockey Worlds , 2015 Tournament

 Germany <div style="font-size: 2em; font-weight: bold; margin-top: 10px;">0</div>	<table border="1" style="width: 100%; border-collapse: collapse;"> <thead> <tr> <th style="width: 15%;"></th> <th style="width: 15%;">1</th> <th style="width: 15%;">2</th> <th style="width: 15%;">3</th> <th style="width: 10%;">T</th> </tr> </thead> <tbody> <tr> <td style="text-align: center;">  Germany </td> <td style="text-align: center;">0</td> <td style="text-align: center;">0</td> <td style="text-align: center;">0</td> <td style="text-align: center;">0</td> </tr> <tr> <td style="text-align: center;">  Italy </td> <td style="text-align: center;">1</td> <td style="text-align: center;">0</td> <td style="text-align: center;">0</td> <td style="text-align: center;">1</td> </tr> </tbody> </table>		1	2	3	T	 Germany	0	0	0	0	 Italy	1	0	0	1	 Italy <div style="font-size: 2em; font-weight: bold; margin-top: 10px;">1</div>
	1	2	3	T													
 Germany	0	0	0	0													
 Italy	1	0	0	1													

FINAL +

Date: Apr 26, 2015
 Time: 4:30 PM EDT
 Location: HARBORCENTER - Buffalo, N.Y.
 Status: Final
 Attendance: 453
 Referee Kyle Allen
 Linesman Tae-Ho Kim, Mike Harrington

Shots on Goal

Team	1	2	3	Total
Germany	2	4	5	11
Italy	2	4	6	12

Power Plays

Team	PP	PIM
Germany	0-1	6
Italy	0-3	2

1st Period Summary

Time	Team	Scoring Detail	Score
13:56	Italy	Andrea Macri Goal (even strength) Assists: Werner Winkler	GER 0 - Italy 1
Time	Team	Penalty Detail	
4:57	Germany	Ingo Kuhli-Lauenstein: Teeing - Minor (2:00)	

2nd Period Summary

Time	Team	Scoring Detail	Score
Time	Team	Penalty Detail	
8:13	Germany	Frank Rennhack: Teeing - Minor (2:00)	
14:04	Italy	Sandro Kalegaris: Slashing - Minor (2:00)	

3rd Period Summary

Time	Team	Scoring Detail	Score
Time	Team	Penalty Detail	
0:00	Germany	Sven Stumpe: Interference - Minor (2:00)	



Germany

Skaters

#	Name	G	A	PIM	GWG
3	Bas Disveld	0	0	0	0
8	Frank Rennhack	0	0	2	0
11	Jacob Wolff	0	0	0	0
12	Christian Jaster	0	0	0	0
33	Ingo Kuhli-Lauenstein	0	0	2	0
43	Bernhard Hering	0	0	0	0
52	Robert Pabst	0	0	0	0
55	Sven Stumpe	0	0	2	0
69	Lucas Sklorz	0	0	0	0
77	Joerg Wedde	0	0	0	0
83	Christian Pilz	0	0	0	0
87	Felix Schrader	0	0	0	0
Totals:		0	0	6	0

Goalies

#	Name	Min	Sh	Sv	Dec
15	Klaus Brzoska	0:00	0	0	0
47	Simon Kunst	45:00	12	11	LOSS
Totals:		45:00	12	11	0

Coaches

#	Name	Signature
	Andreas Pokorny	



Italy

Skaters

#	Name	G	A	PIM	GWG
3	Gianluigi Rosa	0	0	0	0
5	Florian Planker	0	0	0	0
7	Werner Winkler	0	1	0	0
8	Roberto Radice	0	0	0	0
9	Sandro Kalegaris	0	0	2	0
11	Nils Larch	0	0	0	0
14	Bruno Balossetti	0	0	0	0
16	Andrea Chiarotti	0	0	0	0
18	Andrea Macri	1	0	0	1
62	Christoph Depaoli	0	0	0	0
68	Valerio Corvino	0	0	0	0
73	Gregory Brian Alexis Leperdi	0	0	0	0
Totals:		1	1	2	0

Goalies

#	Name	Min	Sh	Sv	Dec
1	Santino Stillitano	0:00	0	0	0
15	Gabriele Araudo	45:00	11	11	WIN
Totals:		45:00	11	11	0

Coaches

#	Name	Signature
	Massimo Da Rin de Lorenzo	

1st Period -- Scoring: Italy - Macri Goal (even strength) (Winkler) 13:56. Penalties: Kuhli-Lauenstein, GER (Teeing, Minor, 2 min) 4:57. Goalie Changes: None.

2nd Period -- Scoring: None. Penalties: Rennhack, GER (Teeing, Minor, 2 min) 8:13; Kalegaris, Italy (Slashing, Minor, 2 min) 14:04. Goalie Changes: None.

3rd Period -- Scoring: None. Penalties: Stumpe, GER (Interference, Minor, 2 min) 0:00. Goalie Changes: None.

Statistics Powered by



SKATER STATS

#	NAME	G	A	PTS	SOG	PPG	SH	PEN	PIM	FOW	FOL	GW
3	Bas Disveld	0	0	0	2	0	0	0	0	9	13	0
8	Frank Rennhack	0	0	0	1	0	0	1	2	0	0	0
11	Jacob Wolff	0	0	0	0	0	0	0	0	0	0	0
12	Christian Jaster	0	0	0	0	0	0	0	0	0	0	0
33	Ingo Kuhli-Lauenstein	0	0	0	0	0	0	1	2	0	0	0
43	Bernhard Hering	0	0	0	0	0	0	0	0	9	12	0
52	Robert Pabst	0	0	0	1	0	0	0	0	0	0	0
55	Sven Stumpe	0	0	0	3	0	0	1	2	0	0	0
69	Lucas Sklorz	0	0	0	0	0	0	0	0	0	0	0
77	Joerg Wedde	0	0	0	1	0	0	0	0	0	0	0
83	Christian Pilz	0	0	0	0	0	0	0	0	0	0	0
87	Felix Schrader	0	0	0	3	0	0	0	0	0	0	0
TEAM TOTALS		0	0	0	11	0	0	3	6	18	25	0

SKATER STATS

#	NAME	G	A	PTS	SOG	PPG	SH	PEN	PIM	FOW	FOL	GW
3	Gianluigi Rosa	0	0	0	3	0	0	0	0	0	0	0
5	Florian Planker	0	0	0	2	0	0	0	0	13	10	0
7	Werner Winkler	0	1	1	2	0	0	0	0	3	0	0
8	Roberto Radice	0	0	0	1	0	0	0	0	0	0	0
9	Sandro Kalegaris	0	0	0	2	0	0	1	2	0	0	0
11	Nils Larch	0	0	0	0	0	0	0	0	0	0	0
14	Bruno Balossetti	0	0	0	0	0	0	0	0	0	0	0
16	Andrea Chiarotti	0	0	0	0	0	0	0	0	0	0	0
18	Andrea Macri	1	0	1	2	0	0	0	0	0	0	1
62	Christoph Depaoli	0	0	0	0	0	0	0	0	4	2	0
68	Valerio Corvino	0	0	0	0	0	0	0	0	0	0	0
73	Gregory Brian Alexis Leperdi	0	0	0	0	0	0	0	0	5	6	0
TEAM TOTALS		1	1	2	12	0	0	1	2	25	18	0

GOALIE STATS

#	NAME	MIN	W	L	SOL	SOG	SV	GA	GAA	SV%	SO
15	Klaus Brzoska	0:00	0	0	0	0	0	0	0.00	.000	0
47	Simon Kunst	45:00	0	1	0	12	11	1	1.00	.917	0
TEAM TOTALS		45:00	0	1	0	12	11	1	1.00	.917	0

GOALIE STATS

#	NAME	MIN	W	L	SOL	SOG	SV	GA	GAA	SV%	SO
1	Santino Stilitano	0:00	0	0	0	0	0	0	0.00	.000	0
15	Gabriele Araudo	45:00	1	0	0	11	11	0	0.00	1.000	1
TEAM TOTALS		45:00	1	0	0	11	11	0	0.00	1.000	1

SKATER STATS



Goals		0	1
Assists		0	1
Points		0	2
Shots on Goal		11	12
Power Play Goals		0	0
Short Handed Goals Scored		0	0
Penalties		3	1
Penalty Minutes		6	2
Faceoffs Won		18	25
Faceoffs Lost		25	18

GOALIE STATS



Minutes		45:00	45:00
Shots on Goal		12	11
Saves		11	11
Goals Against		1	0
Goals Against Average		1.00	0.00
Save Percentage		.917	1.000
Shut Outs		0	1

TEAM STATS



Power Plays		1	3
Power Play Percentage		0.0	0.0
Penalty Kills		3	1
Power Play Goals Allowed		0	0
Penalty Kill Percentage		100.0	100.0

2015 IPC Ice Sledge Hockey Worlds , 2015 Tournament



Russia

1

	1	2	3	T
Russia	0	1	0	1
USA	1	2	3	6



USA

6

FINAL →

Date: Apr 26, 2015
 Time: 8:00 PM EDT
 Location: HARBORCENTER
 Status: Final
 Attendance: 1,411
 Referee Kevin Webinger
 Linesman Matt Clark, Remi Aasum

Shots on Goal

Team	1	2	3	Total
Russia	0	0	0	13
USA	0	0	0	13

Power Plays

Team	PP	PIM
Russia	0-3	12
USA	3-6	6

1st Period Summary

Time	Team	Scoring Detail	Score
7:02	USA	Brody Roybal Goal (even strength) Assists: Kevin McKee , Declan Farmer	Russia 0 - USA 1
Time	Team	Penalty Detail	
1:10	Russia	Ivan Kuznetsov: Holding - Minor (2:00)	
3:34	USA	Declan Farmer: Roughing - Minor (2:00)	
4:46	Russia	Ilia Volkov: Interference - Minor (2:00)	
12:16	Russia	Vadim Selyukin: Interference - Minor (2:00)	

2nd Period Summary

Time	Team	Scoring Detail	Score
1:39	USA	Joshua Sweeney Goal (even strength) Assists: Tyler Carron	Russia 0 - USA 2
5:27	USA	Declan Farmer Goal (power play) Assists: Joshua Pauls	Russia 0 - USA 3
12:54	Russia	Ilia Volkov Goal (even strength)	Russia 1 - USA 3
Time	Team	Penalty Detail	
1:59	USA	Adam Page: Teeing - Minor (2:00)	
4:16	Russia	Dmitrii Lisov: Interference - Minor (2:00)	

3rd Period Summary

Time	Team	Scoring Detail	Score
6:30	USA	Joshua Pauls Goal (power play)	Russia 1 - USA 4
13:01	USA	Joshua Sweeney Goal (power play) Assists: Nikko Landeros	Russia 1 - USA 5
13:59	USA	Joshua Misiewicz Goal (short handed) Assists: Adam Page	Russia 1 - USA 6
Time	Team	Penalty Detail	
5:44	Russia	Sergei Panfilov: Goaltender Interference - Minor (2:00)	
11:16	Russia	Dmitrii Lisov: Elbowing - Minor (2:00)	
13:39	USA	Tyler Carron: Roughing - Minor (2:00)	


Russia
Skaters

#	Name	G	A	PIM	GWG
3	Ivan Berdnik	0	0	0	0
5	Vasilii Varlakov	0	0	0	0
6	Vladimir Litvinenko	0	0	0	0
7	Sergei Panfilov	0	0	2	0
8	Dmitrii Lisov	0	0	4	0
9	Mikhail Chekmarev	0	0	0	0
10	Andrey Sokolov	0	0	0	0
11	Alexey Amosov	0	0	0	0
14	Maxim Kuzminykh	0	0	0	0
17	Vadim Selyukin	0	0	2	0
19	Ivan Kuznetsov	0	0	2	0
22	Nikolay Terentyev	0	0	0	0
23	Iliia Volkov	1	0	2	0
Totals:		1	0	12	0

Goalies

#	Name	Min	Sh	Sv	Dec
1	Evgenii Plotnikov	45:00	19	13	LOSS
20	Andrei Kasatkin	0:00	0	0	0
Totals:		45:00	19	13	0

Coaches

#	Name	Signature
	Sergey Samoylov	


USA
Skaters

#	Name	G	A	PIM	GWG
4	Brody Roybal	1	0	0	0
5	Billy Hanning Jr	0	0	0	0
6	Luke McDermott	0	0	0	0
11	Tyler Carron	0	1	2	0
13	Joshua Sweeney	2	0	0	1
14	Daniel McCoy	0	0	0	0
15	Nikko Landeros	0	1	0	0
16	Declan Farmer	1	1	2	0
18	Kevin McKee	0	1	0	0
20	Adam Page	0	1	2	0
24	Joshua Misiewicz	1	0	0	0
27	Joshua Pauls	1	1	0	0
28	Paul Schaus	0	0	0	0
Totals:		6	6	6	0

Goalies

#	Name	Min	Sh	Sv	Dec
30	Kyle Huckaby	0:00	0	0	0
34	Steve Cash	45:00	14	13	WIN
Totals:		45:00	14	13	0

Coaches

#	Name	Signature
	Jeff Sauer	


1st Period -- Scoring: USA - Roybal Goal (even strength) (McKee, Farmer) 7:02. Penalties: Kuznetsov, Russia (Holding, Minor, 2 min) 1:10; Farmer, USA (Roughing, Minor, 2 min) 3:34; Volkov, Russia (Interference, Minor, 2 min) 4:46; Selyukin, Russia (Interference, Minor, 2 min) 12:16. Goalie Changes: None.

2nd Period-- Scoring: USA - Sweeney Goal (even strength) (Carron) 1:39; USA - Farmer Goal (power play) (Pauls) 5:27; Russia - Volkov Goal (even strength) 12:54. Penalties: Page, USA (Teeing, Minor, 2 min) 1:59; Lisov, Russia (Interference, Minor, 2 min) 4:16. Goalie Changes: None.

3rd Period-- Scoring: USA - Pauls Goal (power play) 6:30; USA - Sweeney Goal (power play) (Landeros) 13:01; USA - Misiewicz Goal (short handed) (Page) 13:59. Penalties: Panfilov, Russia (Goaltender Interference, Minor, 2 min) 5:44; Lisov, Russia (Elbowing, Minor, 2 min) 11:16; Carron, USA (Roughing, Minor, 2 min) 13:39. Goalie Changes: None.

Statistics Powered by

SPORTXNGIN

 SKATER STATS

#	NAME	G	A	PTS	SOG	PPG	SH	PEN	PIM	FOW	FOL	GW
3	Ivan Berdnik	0	0	0	0	0	0	0	0	0	0	0
5	Vasilii Varlakov	0	0	0	2	0	0	0	0	0	0	0
6	Vladimir Litvinenko	0	0	0	1	0	0	0	0	0	0	0
7	Sergei Panfilov	0	0	0	1	0	0	1	2	0	0	0
8	Dmitrii Lisov	0	0	0	4	0	0	2	4	0	2	0
9	Mikhail Chekmarev	0	0	0	0	0	0	0	0	1	0	0
10	Andrey Sokolov	0	0	0	0	0	0	0	0	0	0	0
11	Alexey Amosov	0	0	0	0	0	0	0	0	10	7	0
14	Maxim Kuzminykh	0	0	0	1	0	0	0	0	0	0	0
17	Vadim Selyukin	0	0	0	0	0	0	1	2	0	0	0
19	Ivan Kuznetsov	0	0	0	1	0	0	1	2	0	0	0
22	Nikolay Terentyev	0	0	0	1	0	0	0	0	0	0	0
23	Ilia Volkov	1	0	1	2	0	0	1	2	10	16	0
	Unattributed	0	0	0	0	0	0	0	0	0	0	0
	TEAM TOTALS	1	0	1	13	0	0	6	12	21	25	0

 SKATER STATS

#	NAME	G	A	PTS	SOG	PPG	SH	PEN	PIM	FOW	FOL	GW
4	Brody Roybal	1	0	1	4	0	0	0	0	0	0	0
5	Billy Hanning Jr	0	0	0	0	0	0	0	0	0	0	0
6	Luke McDermott	0	0	0	0	0	0	0	0	3	4	0
11	Tyler Carron	0	1	1	0	0	0	1	2	0	0	0
13	Joshua Sweeney	2	0	2	2	1	0	0	0	0	0	1
14	Daniel McCoy	0	0	0	0	0	0	0	0	0	0	0
15	Nikko Landeros	0	1	1	2	0	0	0	0	6	4	0
16	Declan Farmer	1	1	2	1	1	0	1	2	10	6	0
19	Kevin McKee	0	1	1	0	0	0	0	0	0	1	0
20	Adam Page	0	1	1	0	0	0	1	2	0	0	0
24	Joshua Misiewicz	1	0	1	1	0	1	0	0	7	6	0
27	Joshua Pauls	1	1	2	1	1	0	0	0	0	0	0
28	Paul Schaus	0	0	0	2	0	0	0	0	0	0	0
	Unattributed	0	0	0	0	0	0	0	0	0	0	0
	TEAM TOTALS	6	6	12	13	3	1	3	6	26	21	0











 GOALIE STATS

#	NAME	MIN	W	L	SOL	SOG	SV	GA	GAA	SV%	SO
1	Evgenii Plotnikov	45:00	0	1	0	19	13	6	6.00	.684	0
20	Andrei Kasatkin	0:00	0	0	0	0	0	0	0.00	.000	0
	Unattributed	0:00	0	0	0	0	0	0	0.00	.000	0
	TEAM TOTALS	45:00	0	1	0	19	13	6	6.00	.684	0








 GOALIE STATS

#	NAME	MIN	W	L	SOL	SOG	SV	GA	GAA	SV%	SO
30	Kyle Huckaby	0:00	0	0	0	0	0	0	0.00	.000	0
34	Steve Cash	45:00	1	0	0	14	13	1	1.00	.929	0
	Unattributed	0:00	0	0	0	0	0	0	0.00	.000	0
	TEAM TOTALS	45:00	1	0	0	14	13	1	1.00	.929	0






SKATER STATS  

Goals		1	6
Assists		0	6
Points		1	12
Shots on Goal		13	13
Power Play Goals		0	3
Short Handed Goals Scored		0	1
Penalties		6	3
Penalty Minutes		12	6
Faceoffs Won		21	26
Faceoffs Lost		25	21

GOALIE STATS  

Minutes		45:00	45:00
Shots on Goal		19	14
Saves		13	13
Goals Against		6	1
Goals Against Average		6.00	1.00
Save Percentage		.684	.929
Shut Outs		0	0

TEAM STATS  

Power Plays		3	6
Power Play Percentage		0.0	50.0
Penalty Kills		6	3
Power Play Goals Allowed		3	0
Penalty Kill Percentage		50.0	100.0

2015 IPC Ice Sledge Hockey Worlds , 2015 Tournament



Norway

0

	1	2	3	T
Norway	0	0	0	0
Canada	3	1	1	5



Canada

5

FINAL →

Date: Apr 27, 2015
 Time: 1:00 PM EDT
 Location: HARBORCENTER
 Status: Final
 Attendance: 501
 Referee Justin Greene
 Linesman Nick Bradshaw, Youl Han

Shots on Goal

Team	1	2	3	Total
Norway	0	0	0	6
Canada	0	0	0	19

Power Plays

Team	PP	PIM
Norway	0-3	4
Canada	1-2	6

1st Period Summary

Time	Team	Scoring Detail	Score
5:37	Canada	Adam Dixon Goal (even strength) Assists: Ben Delaney , Marc Dorion	Norway 0 - Canada 1
6:40	Canada	Greg Westlake Goal (power play) Assists: Brad Bowden , Adam Dixon	Norway 0 - Canada 2
12:00	Canada	Tyler McGregor Goal (even strength) Assists: Ben Delaney	Norway 0 - Canada 3
Time	Team	Penalty Detail	
1:53	Canada	Tyler McGregor: Elbowing - Minor (2:00)	
6:17	Norway	Rolf Einar Pedersen: Elbowing - Minor (2:00)	
7:02	Canada	Kevin Sorley: Roughing - Minor (2:00)	

2nd Period Summary

Time	Team	Scoring Detail	Score
7:05	Canada	Billy Bridges Goal (even strength) Assists: Brad Bowden	Norway 0 - Canada 4
Time	Team	Penalty Detail	
11:04	Canada	Greg Westlake: Elbowing - Minor (2:00)	

3rd Period Summary

Time	Team	Scoring Detail	Score
13:54	Canada	Billy Bridges Goal (even strength) Assists: Adam Dixon , Greg Westlake	Norway 0 - Canada 5
Time	Team	Penalty Detail	
5:56	Norway	Loyd-Remi Pallander Solberg: Slashing - Minor (2:00)	



Norway

Skaters

#	Name	G	A	PIM	GWG
3	Rolf Einar Pedersen	0	0	2	0
6	Emil Kirstistuen	0	0	0	0
8	Stig Tore Svee	0	0	0	0
9	Morten Vaernes	0	0	0	0
10	Tor Joakim Rivera	0	0	0	0
12	Magnus Bogle	0	0	0	0
15	Emil Sorheim	0	0	0	0
16	Knut Andre Nordstoga	0	0	0	0
17	Loyd-Remi Pallander Solberg	0	0	2	0
20	Martin Hamre	0	0	0	0
22	Audun Bakke	0	0	0	0
23	Jan Roger Klakegg	0	0	0	0
24	Thommas Avdal	0	0	0	0
65	Thomas Jacobsen	0	0	0	0
Totals:		0	0	4	0

Goalies

#	Name	Min	Sh	Sv	Dec
1	Roger Johansen	0:00	0	0	0
18	Kjell Christian Hamar	45:00	24	19	LOSS
Totals:		45:00	24	19	0

Coaches

#	Name	Signature
	Espen Hegde	



Canada

Skaters

#	Name	G	A	PIM	GWG
4	Derek Whitson	0	0	0	0
5	Kevin Rempel	0	0	0	0
7	Marc Dorion	0	1	0	0
8	Tyler McGregor	1	0	2	0
10	Ben Delaney	0	2	0	0
11	Adam Dixon	1	2	0	1
12	Greg Westlake	1	1	2	0
14	Steve Arsenault	0	0	0	0
15	Kevin Sorley	0	0	2	0
18	Billy Bridges	2	0	0	0
20	Bryan Sholomicki	0	0	0	0
23	Kieran Block	0	0	0	0
27	Brad Bowden	0	2	0	0
Totals:		5	8	6	1

Goalies

#	Name	Min	Sh	Sv	Dec
1	Dominic Larocque	15:00	0	0	WIN
30	Corbin Watson	30:00	6	6	0
Totals:		45:00	6	6	0

Coaches

#	Name	Signature
	Ken Babey	


1st Period -- Scoring: Canada - Dixon Goal (even strength) (Delaney, Dorion) 5:37; Canada - Westlake Goal (power play) (Bowden, Dixon) 6:40; Canada - McGregor Goal (even strength) (Delaney) 12:00. Penalties: McGregor, Canada (Elbowing, Minor, 2 min) 1:53; Pedersen, Norway (Elbowing, Minor, 2 min) 6:17; Sorley, Canada (Roughing, Minor, 2 min) 7:02. Goalie Changes: Watson, Canada 15:00.

2nd Period -- Scoring: Canada - Bridges Goal (even strength) (Bowden) 7:05. Penalties: Westlake, Canada (Elbowing, Minor, 2 min) 11:04. Goalie Changes: None.


3rd Period -- Scoring: Canada - Bridges Goal (even strength) (Dixon, Westlake) 13:54. Penalties: Solberg, Norway (Slashing, Minor, 2 min) 5:56. Goalie Changes: None.

Statistics Powered by

SPORT:NGIN

 SKATER STATS


#	NAME	G	A	PTS	SOG	PPG	SH	PEN	FIM	FOW	FOL	GW
3	Rolf Einar Pedersen	0	0	0	4	0	0	1	2	9	7	0
6	Emil Kirstistuen	0	0	0	0	0	0	0	0	0	0	0
8	Stig Tore Svee	0	0	0	0	0	0	0	0	4	1	0
9	Morten Vaernes	0	0	0	0	0	0	0	0	0	1	0
10	Tor Joakim Rivera	0	0	0	0	0	0	0	0	0	0	0
12	Magnus Bogle	0	0	0	0	0	0	0	0	5	5	0
15	Emil Sorheim	0	0	0	0	0	0	0	0	0	0	0
16	Knut Andre Nordstoga	0	0	0	0	0	0	0	0	0	0	0
17	Loyd-Remi Pallander Solberg	0	0	0	0	0	0	1	2	0	1	0
20	Martin Hamre	0	0	0	0	0	0	0	0	0	0	0
22	Audun Bakke	0	0	0	0	0	0	0	0	0	0	0
23	Jan Roger Klakegg	0	0	0	1	0	0	0	0	0	1	0
24	Thomas Avdal	0	0	0	0	0	0	0	0	0	0	0
65	Thomas Jacobsen	0	0	0	1	0	0	0	0	0	0	0
	Unattributed	0	0	0	0	0	0	0	0	0	0	0
	TEAM TOTALS	0	0	0	6	0	0	2	4	18	16	0

 SKATER STATS

#	NAME	G	A	PTS	SOG	PPG	SH	PEN	FIM	FOW	FOL	GW
4	Derek Whitson	0	0	0	0	0	0	0	0	0	0	0
5	Kevin Rempel	0	0	0	0	0	0	0	0	0	0	0
7	Marc Dorion	0	1	1	1	0	0	0	0	4	5	0
8	Tyler McGregor	1	0	1	2	0	0	1	2	0	0	0
10	Ben Delaney	0	2	2	0	0	0	0	0	0	0	0
11	Adam Dixon	1	2	3	4	0	0	0	0	0	1	1
12	Greg Westlake	1	1	2	4	1	0	1	2	1	0	0
14	Steve Arsenault	0	0	0	0	0	0	0	0	0	0	0
15	Kevin Sorley	0	0	0	0	0	0	1	2	0	0	0
18	Billy Bridges	2	0	2	5	0	0	0	0	8	4	0
20	Bryan Sholomicki	0	0	0	1	0	0	0	0	0	0	0
23	Kieran Block	0	0	0	0	0	0	0	0	3	3	0
27	Brad Bowden	0	2	2	2	0	0	0	0	0	3	0
	Unattributed	0	0	0	0	0	0	0	0	0	0	0
	TEAM TOTALS	5	8	13	19	1	0	3	6	16	16	1

 GOALIE STATS

#	NAME	MIN	W	L	SOL	SOG	SV	GA	GAA	SV%	SO
1	Roger Johansen	0:00	0	0	0	0	0	0	0.00	.000	0
18	Kjell Christian Hamar	45:00	0	1	0	24	19	5	5.00	.792	0
	Unattributed	0:00	0	0	0	0	0	0	0.00	.000	0
	TEAM TOTALS	45:00	0	1	0	24	19	5	5.00	.792	0

 GOALIE STATS

#	NAME	MIN	W	L	SOL	SOG	SV	GA	GAA	SV%	SO
1	Dominic Larocque	15:00	1	0	0	0	0	0	0.00	.000	0
30	Corbin Watson	30:00	0	0	0	6	6	0	0.00	1.000	0
	Unattributed	0:00	0	0	0	0	0	0	0.00	.000	0
	TEAM TOTALS	45:00	1	0	0	6	6	0	0.00	1.000	1

SKATER STATS  

Goals		0	5
Assists		0	8
Points		0	13
Shots on Goal		6	19
Power Play Goals		0	1
Short Handed Goals Scored		0	0
Penalties		2	3
Penalty Minutes		4	6
Faceoffs Won		18	16
Faceoffs Lost		16	16

GOALIE STATS  

Minutes		45:00	45:00
Shots on Goal		24	6
Saves		19	6
Goals Against		5	0
Goals Against Average		5.00	0.00
Save Percentage		.792	1.000
Shut Outs		0	1

TEAM STATS  

Power Plays		3	2
Power Play Percentage		0.0	50.0
Penalty Kills		2	3
Power Play Goals Allowed		1	0
Penalty Kill Percentage		50.0	100.0

2015 IPC Ice Sledge Hockey Worlds , 2015 Tournament



Japan

1

	1	2	3	T
Japan	0	0	1	1
Czech Republic	0	1	1	2



Czech Republic

2

FINAL +

Date: Apr 27, 2015

Time: 9:30 AM EDT

Location: HARBORCENTER - Buffalo, N.Y.

Status: Final

Attendance: 494

Referee Kevin Webinger

Linesman Matt Clark, Remi Aasum

Shots on Goal

Team	1	2	3	Total
Japan	6	1	3	10
Czech Republic	8	5	4	17

Power Plays

Team	PP	PIM
Japan	1-2	8
Czech Republic	0-3	6

1st Period Summary

Time	Team	Scoring Detail	Score
		Penalty Detail	
9:56	Japan	Masaharu Kumagai: Interference - Minor (2:00)	

2nd Period Summary

Time	Team	Scoring Detail	Score
8:04	Czech Republic	Michal Geier Goal (even strength)	Japan 0 - Czech 1
		Penalty Detail	
1:25	Czech Republic	Michal Geier: Teeing - Minor (2:00)	
10:08	Japan	Tomohiko Maruo: Roughing - Minor (2:00)	
10:08	Czech Republic	Zdenek Safranek: Roughing - Minor (2:00)	
13:37	Japan	Kazuhiro Takahashi: Interference - Minor (2:00)	

3rd Period Summary

Time	Team	Scoring Detail	Score
4:25	Czech Republic	Michal Geier Goal (even strength) Assists: Pavel Kubes , Zdenek Habl	Japan 0 - Czech 2
10:38	Japan	Masaharu Kumagai Goal (power play) Assists: Satoru Sudo , Wataru Horie	Japan 1 - Czech 2
		Penalty Detail	
2:07	Japan	Yoshihiro Shioya: Teeing - Minor (2:00)	
9:44	Czech Republic	Zdenek Habl: High-Sticking - Minor (2:00)	



Japan

Skaters

#	Name	G	A	PIM	GWG
6	Wataru Horie	0	1	0	0
13	Mamoru Yoshikawa	0	0	0	0
16	Taimei Shiba	0	0	0	0
18	Toshiyuki Nakamura	0	0	0	0
24	Satoru Sudo	0	1	0	0
25	Eiji Misawa	0	0	0	0
29	Tomohiko Maruo	0	0	2	0
30	Kazuya Mochizuki	0	0	0	0
33	Hideaki Ishii	0	0	0	0
36	Susumu Hirose	0	0	0	0
40	Yoshihiro Shioya	0	0	2	0
55	Kazuhiro Takahashi	0	0	2	0
70	Nao Kodama	0	0	0	0
96	Masaharu Kumagai	1	0	2	0
Totals:		1	2	8	0

Goalies

#	Name	Min	Sh	Sv	Dec
39	Mitsuru Nagase	45:00	17	15	LOSS
Totals:		45:00	17	15	0

Coaches

#	Name	Signature
	Kojin Nakakita	

1st Period -- Scoring: None. Penalties: Kumagai, Japan (Interference, Minor, 2 min) 9:56. Goalie Changes: None.

2nd Period-- Scoring: Czech - Geier Goal (even strength) 8:04. Penalties: Geier, Czech (Teeing, Minor, 2 min) 1:25; Maruo, Japan (Roughing, Minor, 2 min) 10:08; Safranek, Czech (Roughing, Minor, 2 min) 10:08; Takahashi, Japan (Interference, Minor, 2 min) 13:37. Goalie Changes: None.

3rd Period-- Scoring: Czech - Geier Goal (even strength) (Kubes, Habl) 4:25; Japan - Kumagai Goal (power play) (Sudo, Horie) 10:38. Penalties: Shioya, Japan (Teeing, Minor, 2 min) 2:07; Habl, Czech (High-Sticking, Minor, 2 min) 9:44. Goalie Changes: None.

Statistics Powered by

SPORT:NGIN



Czech Republic

Skaters

#	Name	G	A	PIM	GWG
7	David Motycka	0	0	0	0
10	Jiri Berger	0	0	0	0
15	Martin Novak	0	0	0	0
24	Zdenek Safranek	0	0	2	0
29	Pavel Kubes	0	1	0	0
65	Miroslav Hrbek	0	0	0	0
74	Michal Geier	2	0	2	1
75	Jiri Raul	0	0	0	0
77	David Palat	0	0	0	0
82	Zdenek Habl	0	1	2	0
96	Zdenek Krupicka	0	0	0	0
Totals:		2	2	6	0

Goalies

#	Name	Min	Sh	Sv	Dec
6	Michal Vapenka	0:00	0	0	0
17	Jan Matousek	45:00	10	9	WIN
Totals:		45:00	10	9	0

Coaches

#	Name	Signature
	Jiri Briza	

SKATER STATS

#	NAME	G	A	PTS	SOG	PPG	SH	PEN	PIM	FOW	FOL	GW
6	Wataru Horie	0	1	1	0	0	0	0	0	0	0	0
13	Mamoru Yoshikawa	0	0	0	0	0	0	0	0	0	3	0
16	Taimei Shiba	0	0	0	0	0	0	0	0	3	7	0
18	Toshiyuki Nakamura	0	0	0	0	0	0	0	0	1	2	0
24	Satoru Sudo	0	1	1	3	0	0	0	0	0	0	0
25	Eiji Misawa	0	0	0	1	0	0	0	0	0	0	0
29	Tomohiko Maruo	0	0	0	0	0	0	1	2	0	0	0
30	Kazuya Mochizuki	0	0	0	0	0	0	0	0	0	0	0
33	Hideaki Ishii	0	0	0	0	0	0	0	0	0	0	0
36	Susumu Hirose	0	0	0	0	0	0	0	0	0	0	0
40	Yoshihiro Shioya	0	0	0	1	0	0	1	2	0	0	0
55	Kazuhiro Takahashi	0	0	0	1	0	0	1	2	23	7	0
70	Nao Kodama	0	0	0	0	0	0	0	0	0	0	0
96	Masaharu Kumagai	1	0	1	4	1	0	1	2	1	0	0
TEAM TOTALS		1	2	3	10	1	0	4	8	28	19	0

SKATER STATS



#	NAME	G	A	PTS	SOG	PPG	SH	PEN	PIM	FOW	FOL	GW
7	David Motycka	0	0	0	1	0	0	0	0	0	0	0
10	Jiri Berger	0	0	0	2	0	0	0	0	0	0	0
15	Martin Novak	0	0	0	0	0	0	0	0	4	6	0
24	Zdenek Safranek	0	0	0	3	0	0	1	2	9	10	0
29	Pavel Kubes	0	1	1	3	0	0	0	0	0	0	0
65	Miroslav Hrbek	0	0	0	0	0	0	0	0	0	0	0
74	Michal Geier	2	0	2	3	0	0	1	2	0	0	1
75	Jiri Raul	0	0	0	0	0	0	0	0	5	5	0
77	David Palat	0	0	0	2	0	0	0	0	0	0	0
82	Zdenek Habl	0	1	1	3	0	0	1	2	1	5	0
96	Zdenek Krupicka	0	0	0	0	0	0	0	0	0	2	0
TEAM TOTALS		2	2	4	17	0	0	3	6	19	28	0











GOALIE STATS

#	NAME	MIN	W	L	SOL	SOG	SV	GA	GAA	SV %	SO
39	Mitsuru Nagase	45:00	0	1	0	17	15	2	2.00	.882	0
TEAM TOTALS		45:00	0	1	0	17	15	2	2.00	.882	0








GOALIE STATS



#	NAME	MIN	W	L	SOL	SOG	SV	GA	GAA	SV %	SO
6	Michal Vapenka	0:00	0	0	0	0	0	0	0.00	.000	0
17	Jan Matousek	45:00	1	0	0	10	9	1	1.00	.900	0
TEAM TOTALS		45:00	1	0	0	10	9	1	1.00	.900	0






SKATER STATS  

Goals		1	2
Assists		2	2
Points		3	4
Shots on Goal		10	17
Power Play Goals		1	0
Short Handed Goals Scored		0	0
Penalties		4	3
Penalty Minutes		8	6
Faceoffs Won		28	19
Faceoffs Lost		19	28


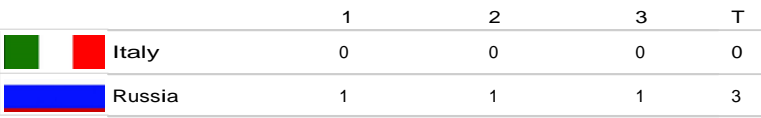

GOALIE STATS  

Minutes		45:00	45:00
Shots on Goal		17	10
Saves		15	9
Goals Against		2	1
Goals Against Average		2.00	1.00
Save Percentage		.882	.900
Shut Outs		0	0

TEAM STATS  

Power Plays		2	3
Power Play Percentage		50.0	0.0
Penalty Kills		3	2
Power Play Goals Allowed		0	1
Penalty Kill Percentage		100.0	50.0

2015 IPC Ice Sledge Hockey Worlds , 2015 Tournament

		
Italy		Russia
0		3

FINAL +

Date: Apr 27, 2015
 Time: 4:30 PM EDT
 Location: HARBORCENTER - Buffalo, N.Y.
 Status: Final
 Attendance: 412
 Referee Johnathan Morrison
 Linesman Remi Aasum, Andreas Lunden

Shots on Goal

Team	1	2	3	Total
Italy	5	1	1	7
Russia	4	7	7	18

Power Plays

Team	PP	PIM
Italy	0-2	2
Russia	0-1	4

1st Period Summary

Time	Team	Scoring Detail	Score
4:53	Russia	Vasilii Varlakov Goal (even strength) Assists: Maxim Kuzminykh	Italy 0 - Russia 1
Time	Team	Penalty Detail	
12:21	Russia	Alexey Amosov: Teeing - Minor (2:00)	

2nd Period Summary

Time	Team	Scoring Detail	Score
14:36	Russia	Sergei Panfilov Goal (even strength) Assists: Maxim Kuzminykh	Italy 0 - Russia 2
Time	Team	Penalty Detail	
0:54	Russia	Vasilii Varlakov: Interference - Minor (2:00)	
2:42	Italy	Gianluigi Rosa: Interference - Minor (2:00)	

3rd Period Summary

Time	Team	Scoring Detail	Score
8:13	Russia	Aleksei Lysov Goal (even strength) Assists: Sergei Panfilov , Andrey Sokolov	Italy 0 - Russia 3
Time	Team	Penalty Detail	

**Italy****Skaters**

#	Name	G	A	PIM	GWG
3	Gianluigi Rosa	0	0	2	0
5	Florian Planker	0	0	0	0
7	Werner Winkler	0	0	0	0
8	Roberto Radice	0	0	0	0
9	Sandro Kalegaris	0	0	0	0
11	Nils Larch	0	0	0	0
14	Bruno Balossetti	0	0	0	0
16	Andrea Chiarotti	0	0	0	0
18	Andrea Macri	0	0	0	0
62	Christoph Depaoli	0	0	0	0
68	Valerio Corvino	0	0	0	0
73	Gregory Brian Alexis Leperdi	0	0	0	0
Totals:		0	0	2	0

Goalies

#	Name	Min	Sh	Sv	Dec
1	Santino Stillitano	0:00	0	0	0
15	Gabriele Araudo	45:00	18	15	LOSS
Totals:		45:00	18	15	0

Coaches

#	Name	Signature
	Massimo Da Rin de Lorenzo	

**Russia****Skaters**

#	Name	G	A	PIM	GWG
2	Aleksei Lysov	1	0	0	0
3	Ivan Berdnik	0	0	0	0
5	Vasilii Varlakov	1	0	2	1
6	Vladimir Litvinenko	0	0	0	0
7	Sergei Panfilov	1	1	0	0
8	Dmitrii Lisov	0	0	0	0
9	Mikhail Chekmarev	0	0	0	0
10	Andrey Sokolov	0	1	0	0
11	Alexey Amosov	0	0	2	0
14	Maxim Kuzminykh	0	2	0	0
17	Vadim Selyukin	0	0	0	0
19	Ivan Kuznetsov	0	0	0	0
23	Ilia Volkov	0	0	0	0
Totals:		3	4	4	0

Goalies

#	Name	Min	Sh	Sv	Dec
1	Evgenii Plotnikov	45:00	7	7	WIN
20	Andrei Kasatkin	0:00	0	0	0
Totals:		45:00	7	7	0

Coaches

#	Name	Signature
	Sergey Samoylov	

1st Period -- Scoring: Russia - Varlakov Goal (even strength) (Kuzminykh) 4:53. Penalties: Amosov, Russia (Teeing, Minor, 2 min) 12:21. Goalie Changes: None.

2nd Period-- Scoring: Russia - Panfilov Goal (even strength) (Kuzminykh) 14:36. Penalties: Varlakov, Russia (Interference, Minor, 2 min) 0:54; Rosa, Italy (Interference, Minor, 2 min) 2:42. Goalie Changes: None.

3rd Period-- Scoring: Russia - Lysov Goal (even strength) (Panfilov, Sokolov) 8:13. Penalties: None. Goalie Changes: None.

Statistics Powered by



SKATER STATS

#	NAME	G	A	PTS	SOG	PPG	SH	PEN	PIM	FOW	FOL	GW
3	Gianluigi Rosa	0	0	0	1	0	0	1	2	0	0	0
5	Florian Planker	0	0	0	2	0	0	0	0	12	8	0
7	Werner Winkler	0	0	0	1	0	0	0	0	2	1	0
8	Roberto Radice	0	0	0	0	0	0	0	0	0	0	0
9	Sandro Kalegaris	0	0	0	0	0	0	0	0	1	0	0
11	Nils Larch	0	0	0	0	0	0	0	0	0	0	0
14	Bruno Balossetti	0	0	0	1	0	0	0	0	0	0	0
16	Andrea Chiarotti	0	0	0	0	0	0	0	0	0	1	0
18	Andrea Macri	0	0	0	0	0	0	0	0	0	0	0
62	Christoph Depaoli	0	0	0	0	0	0	0	0	3	1	0
68	Valerio Corvino	0	0	0	1	0	0	0	0	0	0	0
73	Gregory Brian Alexis Leperdi	0	0	0	1	0	0	0	0	4	11	0
TEAM TOTALS		0	0	0	7	0	0	1	2	22	22	0

SKATER STATS

#	NAME	G	A	PTS	SOG	PPG	SH	PEN	PIM	FOW	FOL	GW
2	Aleksei Lysov	1	0	1	2	0	0	0	0	0	0	0
3	Ivan Berdnik	0	0	0	0	0	0	0	0	0	0	0
5	Vasilii Varlavkov	1	0	1	3	0	0	1	2	0	1	1
6	Vladimir Litvinenko	0	0	0	2	0	0	0	0	0	0	0
7	Sergei Panfilov	1	1	2	1	0	0	0	0	0	0	0
8	Dmitrii Lisov	0	0	0	4	0	0	0	0	3	1	0
9	Mikhail Chekmarev	0	0	0	0	0	0	0	0	0	2	0
10	Andrey Sokolov	0	1	1	0	0	0	0	0	0	1	0
11	Alexey Amosov	0	0	0	0	0	0	1	2	9	7	0
14	Maxim Kuzminykh	0	2	2	0	0	0	0	0	0	1	0
17	Vadim Selyukin	0	0	0	3	0	0	0	0	0	0	0
19	Ivan Kuznetsov	0	0	0	0	0	0	0	0	0	0	0
23	Ilia Volkov	0	0	0	3	0	0	0	0	10	9	0
TEAM TOTALS		3	4	7	18	0	0	2	4	22	22	0

GOALIE STATS

#	NAME	MIN	W	L	SOL	SOG	SV	GA	GAA	SV%	SO
1	Santino Stilitano	0:00	0	0	0	0	0	0	0.00	.000	0
15	Gabriele Araudo	45:00	0	1	0	18	15	3	3.00	.833	0
TEAM TOTALS		45:00	0	1	0	18	15	3	3.00	.833	0

GOALIE STATS

#	NAME	MIN	W	L	SOL	SOG	SV	GA	GAA	SV%	SO
1	Evgenii Plotnikov	45:00	1	0	0	7	7	0	0.00	1.000	1
20	Andrei Kasatkin	0:00	0	0	0	0	0	0	0.00	.000	0
TEAM TOTALS		45:00	1	0	0	7	7	0	0.00	1.000	1

SKATER STATS



Goals		0	3
Assists		0	4
Points		0	7
Shots on Goal		7	18
Power Play Goals		0	0
Short Handed Goals Scored		0	0
Penalties		1	2
Penalty Minutes		2	4
Faceoffs Won		22	22
Faceoffs Lost		22	22

GOALIE STATS







Minutes		45:00	45:00
Shots on Goal		18	7
Saves		15	7
Goals Against		3	0
Goals Against Average		3.00	0.00
Save Percentage		.833	1.000
Shut Outs		0	1

TEAM STATS



Power Plays		2	1
Power Play Percentage		0.0	0.0
Penalty Kills		1	2
Power Play Goals Allowed		0	0
Penalty Kill Percentage		100.0	100.0

2015 IPC Ice Sledge Hockey Worlds , 2015 Tournament

		1	2	3	T	
Germany	 Germany	0	0	0	0	
0	 USA	4	3	0	7	7

FINAL →

Date: Apr 27, 2015
 Time: 8:00 PM EDT
 Location: HARBORCENTER
 Status: Final
 Referee Robert Hallin
 Linesman Matt Clark, Mike Harrington

Shots on Goal

Team	1	2	3	Total
Germany	3	2	0	5
USA	14	12	1	27

Power Plays

Team	PP	PIM
Germany	0-5	18
USA	3-9	10

1st Period Summary

Time	Team	Scoring Detail	Score
6:32	USA	Declan Farmer Goal (short handed)	GER 0 - USA 1
8:38	USA	Adam Page Goal (power play) Assists: Paul Schaus	GER 0 - USA 2
12:03	USA	Joshua Pauls Goal (power play) Assists: Brody Roybal	GER 0 - USA 3
12:14	USA	Adam Page Goal (even strength) Assists: Joshua Sweeney	GER 0 - USA 4
Time	Team	Penalty Detail	
4:45	USA	Christopher Douglas: Goaltender Interference - Minor (2:00)	
7:13	Germany	Ingo Kuhli-Lauenstein: Teeing - Minor (2:00)	
11:14	Germany	Bas Disveld: Goaltender Interference - Minor (2:00)	

2nd Period Summary

Time	Team	Scoring Detail	Score
1:24	USA	Paul Schaus Goal (power play) Assists: Adam Page , Joshua Pauls	GER 0 - USA 5
5:47	USA	Samuel Mumper Goal (even strength) Assists: Joshua Misiewicz	GER 0 - USA 6
10:31	USA	Brody Roybal Goal (even strength) Assists: Kevin McKee , Adam Page	GER 0 - USA 7
Time	Team	Penalty Detail	
0:14	Germany	Frank Rennhack: Teeing - Minor (2:00)	
2:39	Germany	Ingo Kuhli-Lauenstein: Holding - Minor (2:00)	
4:05	USA	Tyler Carron: Elbowing - Minor (2:00)	
5:41	Germany	Frank Rennhack: Teeing - Minor (2:00)	
7:58	USA	Kevin McKee: Elbowing - Minor (2:00)	
8:24	Germany	Lucas Sklorz: Holding - Minor (2:00)	
11:48	USA	Declan Farmer: Goaltender Interference - Minor (2:00)	

3rd Period Summary

Time	Team	Scoring Detail	Score
Time	Team	Penalty Detail	
2:09	Germany	Bernhard Hering: Roughing - Minor (2:00)	
2:32	Germany	Robert Pabst: Interference - Minor (2:00)	
12:32	USA	Samuel Mumper: Teeing - Minor (2:00)	
14:04	Germany	Bas Disveld: Teeing - Minor (2:00)	



Germany

Skaters

#	Name	G	A	PIM	GWG
3	Bas Disveld	0	0	4	0
8	Frank Rennhack	0	0	4	0
11	Jacob Wolff	0	0	0	0
12	Christian Jaster	0	0	0	0
33	Ingo Kuhli-Lauenstein	0	0	4	0
43	Bernhard Hering	0	0	2	0
52	Robert Pabst	0	0	2	0
55	Sven Stumpe	0	0	0	0
69	Lucas Sklorz	0	0	2	0
77	Joerg Wedde	0	0	0	0
83	Christian Pilz	0	0	0	0
87	Felix Schrader	0	0	0	0
Totals:		0	0	18	0

Goalies

#	Name	Min	Sh	Sv	Dec
15	Klaus Brzoska	32:46	13	10	0
47	Simon Kunst	12:14	14	10	LOSS
Totals:		45:00	27	20	0

Coaches

#	Name	Signature
	Andreas Pokorny	



USA

Skaters

#	Name	G	A	PIM	GWG
4	Brody Roybal	1	1	0	0
9	Samuel Mumper	1	0	2	0
11	Tyler Carron	0	0	2	0
13	Joshua Sweeney	0	1	0	0
14	Daniel McCoy	0	0	0	0
15	Nikko Landeros	0	0	0	0
16	Declan Farmer	1	0	2	1
17	Christopher Douglas	0	0	2	0
19	Kevin McKee	0	1	2	0
20	Adam Page	2	2	0	0
24	Joshua Misiewicz	0	1	0	0
27	Joshua Pauls	1	1	0	0
28	Paul Schaus	1	1	0	0
Totals:		7	8	10	0

Goalies

#	Name	Min	Sh	Sv	Dec
30	Kyle Huckaby	30:00	2	2	0
34	Steve Cash	15:00	3	3	WIN
Totals:		45:00	5	5	0

Coaches

#	Name	Signature
	Jeff Sauer	


1st Period -- Scoring: USA - Farmer Goal (short handed) 6:32; USA - Page Goal (power play) (Schaus) 8:38; USA - Pauls Goal (power play) (Roybal) 12:03; USA - Page Goal (even strength) (Sweeney) 12:14. Penalties: Douglas, USA (Goaltender Interference, Minor, 2 min) 4:45; Kuhli-Lauenstein, GER (Teeing, Minor, 2 min) 7:13; Disveld, GER (Goaltender Interference, Minor, 2 min) 11:14. Goalie Changes: Brzoska, GER 12:14.

2nd Period-- Scoring: USA - Schaus Goal (power play) (Page, Pauls) 1:24; USA - Mumper Goal (even strength) (Misiewicz) 5:47; USA - Roybal Goal (even strength) (McKee, Page) 10:31. Penalties: Rennhack, GER (Teeing, Minor, 2 min) 0:14; Kuhli-Lauenstein, GER (Holding, Minor, 2 min) 2:39; Carron, USA (Elbowing, Minor, 2 min) 4:05; Rennhack, GER (Teeing, Minor, 2 min) 5:41; McKee, USA (Elbowing, Minor, 2 min) 7:58; Sklorz, GER (Holding, Minor, 2 min) 8:24; Farmer, USA (Goaltender Interference, Minor, 2 min) 11:48. Goalie Changes: Huckaby, USA 0:00.


3rd Period-- Scoring: None. Penalties: Hering, GER (Roughing, Minor, 2 min) 2:09; Pabst, GER (Interference, Minor, 2 min) 2:32; Mumper, USA (Teeing, Minor, 2 min) 12:32; Disveld, GER (Teeing, Minor, 2 min) 14:04. Goalie Changes: None.

Statistics Powered by




 SKATER STATS

#	NAME	G	A	PTS	SOG	PPG	SH	PEN	PIM	FOW	FOL	GW
3	Bas Disveld	0	0	0	1	0	0	2	4	14	10	0
8	Frank Rennhack	0	0	0	0	0	0	2	4	0	0	0
11	Jacob Wolff	0	0	0	0	0	0	0	0	0	0	0
12	Christian Jaster	0	0	0	0	0	0	0	0	0	0	0
33	Ingo Kuhli-Lauenstein	0	0	0	0	0	0	2	4	0	0	0
43	Bernhard Hering	0	0	0	1	0	0	1	2	11	8	0
52	Robert Pabst	0	0	0	0	0	0	1	2	0	0	0
55	Sven Stumpe	0	0	0	1	0	0	0	0	0	0	0
69	Lucas Sklorz	0	0	0	0	0	0	1	2	0	0	0
77	Joerg Wedde	0	0	0	2	0	0	0	0	0	0	0
83	Christian Pilz	0	0	0	0	0	0	0	0	0	0	0
87	Felix Schrader	0	0	0	0	0	0	0	0	0	1	0
TEAM TOTALS		0	0	0	5	0	0	9	18	25	19	0

 SKATER STATS

#	NAME	G	A	PTS	SOG	PPG	SH	PEN	PIM	FOW	FOL	GW
4	Brody Roybal	1	1	2	3	0	0	0	0	0	0	0
9	Samuel Mumper	1	0	1	2	0	0	1	2	0	0	0
11	Tyler Carron	0	0	0	3	0	0	1	2	0	0	0
13	Joshua Sweeney	0	1	1	0	0	0	0	0	0	0	0
14	Daniel McCoy	0	0	0	0	0	0	0	0	0	0	0
15	Nikko Landeros	0	0	0	0	0	0	0	0	3	2	0
16	Declan Farmer	1	0	1	1	0	1	1	2	3	5	1
17	Christopher Douglas	0	0	0	1	0	0	1	2	1	4	0
19	Kevin McKee	0	1	1	1	0	0	1	2	0	1	0
20	Adam Page	2	2	4	4	1	0	0	0	2	1	0
24	Joshua Misiewicz	0	1	1	1	0	0	0	0	9	12	0
27	Joshua Pauls	1	1	2	3	1	0	0	0	0	0	0
28	Paul Schaus	1	1	2	2	1	0	0	0	0	0	0
TEAM TOTALS		7	8	15	27	3	1	5	10	19	25	0

 GOALIE STATS

#	NAME	MIN	W	L	SOL	SOG	SV	GA	GAA	SV%	SO
15	Klaus Brzoska	32:46	0	0	0	13	10	3	4.12	.769	0
47	Simon Kunst	12:14	0	1	0	14	10	4	14.71	.714	0
TEAM TOTALS		45:00	0	1	0	27	20	7	7.00	.741	0

 GOALIE STATS

#	NAME	MIN	W	L	SOL	SOG	SV	GA	GAA	SV%	SO
30	Kyle Huckaby	30:00	0	0	0	2	2	0	0.00	1.000	0
34	Steve Cash	15:00	1	0	0	3	3	0	0.00	1.000	0
TEAM TOTALS		45:00	1	0	0	5	5	0	0.00	1.000	1

SKATER STATS


Goals		0	7
Assists		0	8
Points		0	15
Shots on Goal		5	27
Power Play Goals		0	3
Short Handed Goals Scored		0	1
Penalties		9	5
Penalty Minutes		18	10
Faceoffs Won		25	19
Faceoffs Lost		19	25

GOALIE STATS


Minutes		45:00	45:00
Shots on Goal		27	5
Saves		20	5
Goals Against		7	0
Goals Against Average		7.00	0.00
Save Percentage		.741	1.000
Shut Outs		0	1

TEAM STATS


Power Plays		5	9
Power Play Percentage		0.0	33.3
Penalty Kills		9	5
Power Play Goals Allowed		3	0
Penalty Kill Percentage		66.7	100.0

2015 IPC Ice Sledge Hockey Worlds , 2015 Tournament



Czech Republic

0

	1	2	3	T
Czech Republic	0	0	0	0
Canada	1	0	1	2



Canada

2

FINAL +

Date: Apr 29, 2015

Time: 5:30 PM EDT

Location: HARBORCENTER - Buffalo, N.Y.

Status: Final

Referee Kyle Allen

Linesman Sergey Yudakov, Nick Bradshaw

Shots on Goal

Team	1	2	3	Total
Czech Republic	1	0	2	3
Canada	8	4	9	21

Power Plays

Team	PP	PIM
Czech Republic	0-4	4
Canada	0-2	8

1st Period Summary

Time	Team	Scoring Detail	Score
10:32	Canada	Billy Bridges Goal (even strength) Assists: Tyler McGregor	Czech 0 - Canada 1
Time	Team	Penalty Detail	
5:19	Canada	Ben Delaney: Roughing - Minor (2:00)	
8:48	Canada	Kevin Sorley: Interference - Minor (2:00)	
8:53	Czech Republic	Miroslav Hrbek: Interference - Minor (2:00)	
10:46	Czech Republic	Jiri Berger: Handling the Puck - Penalty Shot (:00)	
12:08	Czech Republic	Zdenek Krupicka: Interference - Minor (2:00)	

2nd Period Summary

Time	Team	Scoring Detail	Score
Time	Team	Penalty Detail	
1:59	Canada	Tyler McGregor: Hooking - Minor (2:00)	
10:45	Canada	Kevin Sorley: Elbowing - Minor (2:00)	

3rd Period Summary

Time	Team	Scoring Detail	Score
10:08	Canada	Billy Bridges Goal (even strength) Assists: Adam Dixon , Kevin Rempel	Czech 0 - Canada 2
Time	Team	Penalty Detail	



Czech Republic

Skaters

#	Name	G	A	PIM	GWG
7	David Motycka	0	0	0	0
10	Jiri Berger	0	0	0	0
15	Martin Novak	0	0	0	0
24	Zdenek Safranek	0	0	0	0
29	Pavel Kubes	0	0	0	0
65	Miroslav Hrbek	0	0	2	0
74	Michal Geier	0	0	0	0
75	Jiri Raul	0	0	0	0
77	David Palat	0	0	0	0
82	Zdenek Habl	0	0	0	0
96	Zdenek Krupicka	0	0	2	0
Totals:		0	0	4	0

Goalies

#	Name	Min	Sh	Sv	Dec
6	Michal Vapenka	43:22	21	19	LOSS
17	Jan Matousek	0:00	0	0	0
Totals:		45:00	21	19	0

Coaches

#	Name	Signature
	Jiri Briza	



Canada

Skaters

#	Name	G	A	PIM	GWG
4	Derek Whitson	0	0	0	0
5	Kevin Rempel	0	1	0	0
7	Marc Dorion	0	0	0	0
8	Tyler McGregor	0	1	2	0
10	Ben Delaney	0	0	2	0
11	Adam Dixon	0	1	0	0
12	Greg Westlake	0	0	0	0
14	Steve Arsenault	0	0	0	0
15	Steve Sorley	0	0	4	0
18	Billy Bridges	2	0	0	1
20	Bryan Sholomicki	0	0	0	0
23	Kieran Block	0	0	0	0
27	Brad Bowden	0	0	0	0
Totals:		2	3	8	0

Goalies

#	Name	Min	Sh	Sv	Dec
1	Dominic Larocque	0:00	0	0	0
30	Corbin Watson	45:00	3	3	WIN
Totals:		45:00	3	3	0

Coaches

#	Name	Signature
	Ken Babey	


1st Period -- Scoring: Canada - Bridges Goal (even strength) (McGregor) 10:32. Penalties: Delaney, Canada (Roughing, Minor, 2 min) 5:19; Sorley, Canada (Interference, Minor, 2 min) 8:48; Hrbek, Czech (Interference, Minor, 2 min) 8:53; Berger, Czech (Handling the Puck, Penalty Shot, min) 10:46; Krupicka, Czech (Interference, Minor, 2 min) 12:08. Goalie Changes: None.

2nd Period -- Scoring: None. Penalties: McGregor, Canada (Hooking, Minor, 2 min) 1:59; Sorley, Canada (Elbowing, Minor, 2 min) 10:45. Goalie Changes: None.


3rd Period -- Scoring: Canada - Bridges Goal (even strength) (Dixon, Rempel) 10:08. Penalties: None. Goalie Changes: Empty Net, Czech 13:22.

Statistics Powered by



 SKATER STATS


◊ #	◊ NAME	◊ G	◊ A	◊ PTS	◊ SOG	◊ PPG	◊ SH	◊ PEN	◊ PIM	◊ FOW	◊ FOL	◊ GW
7	David Motycka	0	0	0	1	0	0	0	0	0	0	0
10	Jiri Berger	0	0	0	0	0	0	1	0	0	0	0
15	Martin Novak	0	0	0	0	0	0	0	0	0	0	0
24	Zdenek Safranek	0	0	0	0	0	0	0	0	0	1	0
29	Pavel Kubes	0	0	0	0	0	0	0	0	0	0	0
65	Miroslav Hrbek	0	0	0	1	0	0	1	2	0	0	0
74	Michal Geier	0	0	0	0	0	0	0	0	0	0	0
75	Jiri Raul	0	0	0	0	0	0	0	0	3	8	0
77	David Palat	0	0	0	1	0	0	0	0	0	0	0
82	Zdenek Habl	0	0	0	0	0	0	0	0	10	15	0
96	Zdenek Krupicka	0	0	0	0	0	0	1	2	0	0	0
TEAM TOTALS		0	0	0	3	0	0	3	4	13	24	0

 SKATER STATS



◊ #	◊ NAME	◊ G	◊ A	◊ PTS	◊ SOG	◊ PPG	◊ SH	◊ PEN	◊ PIM	◊ FOW	◊ FOL	◊ GW
4	Derek Whitson	0	0	0	0	0	0	0	0	0	0	0
5	Kevin Rempel	0	1	1	0	0	0	0	0	0	0	0
7	Marc Dorion	0	0	0	1	0	0	0	0	2	3	0
8	Tyler McGregor	0	1	1	2	0	0	1	2	2	0	0
10	Ben Delaney	0	0	0	3	0	0	1	2	0	0	0
11	Adam Dixon	0	1	1	1	0	0	0	0	0	0	0
12	Greg Westlake	0	0	0	4	0	0	0	0	3	2	0
14	Steve Arsenault	0	0	0	0	0	0	0	0	0	0	0
15	Kevin Sorley	0	0	0	1	0	0	2	4	0	0	0
18	Billy Bridges	2	0	2	4	0	0	0	0	12	7	1
20	Bryan Sholomicki	0	0	0	1	0	0	0	0	0	0	0
23	Kieran Block	0	0	0	0	0	0	0	0	5	1	0
27	Brad Bowden	0	0	0	4	0	0	0	0	0	0	0
TEAM TOTALS		2	3	5	21	0	0	4	8	24	13	0

 GOALIE STATS

◊ #	◊ NAME	◊ MIN	◊ W	◊ L	◊ SOL	◊ SOG	◊ SV	◊ GA	◊ GAA	◊ SV %	◊ SO
6	Michal Vapenka	43:22	0	1	0	21	19	2	2.08	.905	0
17	Jan Matousek	0:00	0	0	0	0	0	0	0.00	.000	0
	Unattributed	1:38	0	0	0	0	0	0	0.00	.000	0
TEAM TOTALS		45:00	0	1	0	21	19	2	2.00	.905	0

 GOALIE STATS



◊ #	◊ NAME	◊ MIN	◊ W	◊ L	◊ SOL	◊ SOG	◊ SV	◊ GA	◊ GAA	◊ SV %	◊ SO
1	Dominic Laroque	0:00	0	0	0	0	0	0	0.00	.000	0
30	Corbin Watson	45:00	1	0	0	3	3	0	0.00	1.000	1
TEAM TOTALS		45:00	1	0	0	3	3	0	0.00	1.000	1

SKATER STATS  

Goals		0	2
Assists		0	3
Points		0	5
Shots on Goal		3	21
Power Play Goals		0	0
Short Handed Goals Scored		0	0
Penalties		3	4
Penalty Minutes		4	8
Faceoffs Won		13	24
Faceoffs Lost		24	13

GOALIE STATS  

Minutes		45:00	45:00
Shots on Goal		21	3
Saves		19	3
Goals Against		2	0
Goals Against Average		2.00	0.00
Save Percentage		.905	1.000
Shut Outs		0	1

TEAM STATS  

Power Plays		4	2
Power Play Percentage		0.0	0.0
Penalty Kills		2	4
Power Play Goals Allowed		0	0
Penalty Kill Percentage		100.0	100.0

2015 IPC Ice Sledge Hockey Worlds , 2015 Tournament



Japan

0

	1	2	3	T
Japan	0	0	0	0
Norway	0	3	2	5



Norway

5

FINAL →

Date: Apr 29, 2015
 Time: 9:00 PM EDT
 Location: HARBORCENTER
 Status: Final
 Referee Kevin Webinger
 Linesman Matt Clark, Tae-Ho Kim

Shots on Goal

Team	1	2	3	Total
Japan	2	1	3	6
Norway	7	16	10	33

Power Plays

Team	PP	PIM
Japan	0-5	6
Norway	2-3	20

1st Period Summary

Time	Team	Scoring Detail	Score
Time	Team	Penalty Detail	
4:15	Japan	Masaharu Kumagai: Roughing - Minor (2:00)	
4:19	Norway	Martin Hamre: Interference - Minor (2:00)	
10:49	Norway	Thomas Jacobsen: Interference - Minor (2:00)	

2nd Period Summary

Time	Team	Scoring Detail	Score
2:01	Norway	Morten Vaernes Goal (short handed)	Japan 0 - Norway 1
4:28	Norway	Loyd-Remi Pallander Solberg Goal (even strength) Assists: Morten Vaernes	Japan 0 - Norway 2
12:09	Norway	Rolf Einar Pedersen Goal (power play)	Japan 0 - Norway 3
Time	Team	Penalty Detail	
0:47	Norway	Thomas Jacobsen: High-Sticking - Minor (2:00)	
10:30	Japan	Kazuhiro Takahashi: Hooking - Minor (2:00)	

3rd Period Summary

Time	Team	Scoring Detail	Score
1:16	Norway	Tor Joakim Rivera Goal (even strength) Assists: Morten Vaernes, Thommas Avdal	Japan 0 - Norway 4
9:22	Norway	Emil Sorheim Goal (power play) Assists: Martin Hamre, Magnus Bogle	Japan 0 - Norway 5
Time	Team	Penalty Detail	
5:01	Norway	Loyd-Remi Pallander Solberg: Interference - Minor (2:00)	
7:58	Japan	Yoshihiro Shioya: Interference - Minor (2:00)	
11:56	Norway	Thomas Jacobsen (served by Audun Bakke): Roughing - Minor (2:00)	
11:56	Norway	Thomas Jacobsen: Unsportsmanlike Conduct - misconduct (10:00)	



Japan

Skaters

#	Name	G	A	PIM	GWG
6	Wataru Horie	0	0	0	0
13	Mamoru Yoshikawa	0	0	0	0
16	Taimei Shiba	0	0	0	0
18	Toshiyuki Nakamura	0	0	0	0
24	Satoru Sudo	0	0	0	0
25	Eiji Misawa	0	0	0	0
29	Tomohiko Maruo	0	0	0	0
30	Kazuya Mochizuki	0	0	0	0
33	Hideaki Ishii	0	0	0	0
36	Susumu Hirose	0	0	0	0
40	Yoshihiro Shioya	0	0	2	0
55	Kazuhiro Takahashi	0	0	2	0
70	Nao Kodama	0	0	0	0
96	Masaharu Kumagai	0	0	2	0
Totals:		0	0	6	0

Goalies

#	Name	Min	Sh	Sv	Dec
30	Kazuya Mochizuki	15:00	9	7	0
39	Mitsuru Nagase	30:00	24	21	LOSS
Totals:		45:00	33	28	0

Coaches

#	Name	Signature
	Kojin Nakakita	



Norway

Skaters

#	Name	G	A	PIM	GWG
3	Rolf Einar Pedersen	1	0	0	0
6	Emil Kirstistuen	0	0	0	0
8	Stig Tore Svee	0	0	0	0
9	Morten Vaernes	1	2	0	1
10	Tor Joakim Rivera	1	0	0	0
12	Magnus Bogle	0	1	0	0
15	Emil Sorheim	1	0	0	0
16	Knut Andre Nordstoga	0	0	0	0
17	Loyd-Remi Pallander Solberg	1	0	2	0
20	Martin Hamre	0	1	2	0
22	Audun Bakke	0	0	0	0
23	Jan Roger Klakegg	0	0	0	0
24	Thommas Avdal	0	1	0	0
65	Thomas Jacobsen	0	0	16	0
Totals:		5	5	20	0

Goalies

#	Name	Min	Sh	Sv	Dec
1	Roger Johansen	0:00	0	0	0
18	Kjell Christian Hamar	45:00	6	6	WIN
Totals:		45:00	6	6	0

Coaches

#	Name	Signature
	Espen Hegde	

1st Period -- Scoring: None. Penalties: Kumagai, Japan (Roughing, Minor, 2 min) 4:15; Hamre, Norway (Interference, Minor, 2 min) 4:19; Jacobsen, Norway (Interference, Minor, 2 min) 10:49. Goalie Changes: None.

2nd Period -- Scoring: Norway - Vaernes Goal (short handed) 2:01; Norway - Solberg Goal (even strength) (Vaernes) 4:28; Norway - Pedersen Goal (power play) 12:09. Penalties: Jacobsen, Norway (High-Sticking, Minor, 2 min) 0:47; Takahashi, Japan (Hooking, Minor, 2 min) 10:30. Goalie Changes: None.

3rd Period -- Scoring: Norway - Rivera Goal (even strength) (Vaernes, Avdal) 1:16; Norway - Sorheim Goal (power play) (Hamre, Bogle) 9:22. Penalties: Solberg, Norway (Interference, Minor, 2 min) 5:01; Shioya, Japan (Interference, Minor, 2 min) 7:58; Jacobsen, Norway (Roughing, Minor, 2 min) 11:56; Jacobsen, Norway (Unsportsmanlike Conduct, Misconduct, 10 min) 11:56. Goalie Changes: Mochizuki, Japan 0:00.

Statistics Powered by

SPORT:NGIN

SKATER STATS

#	NAME	G	A	PTS	SOG	PPG	SH	PEN	PIM	FOW	FOL	GW
6	Wataru Horie	0	0	0	0	0	0	0	0	0	0	0
13	Mamoru Yoshikawa	0	0	0	0	0	0	0	0	0	0	0
16	Taimei Shiba	0	0	0	0	0	0	0	0	2	5	0
18	Toshiyuki Nakamura	0	0	0	0	0	0	0	0	1	2	0
24	Satoru Sudo	0	0	0	1	0	0	0	0	0	0	0
25	Eiji Misawa	0	0	0	0	0	0	0	0	0	0	0
29	Tomohiko Maruo	0	0	0	0	0	0	0	0	0	0	0
30	Kazuya Mochizuki	0	0	0	0	0	0	0	0	0	0	0
33	Hideaki Ishii	0	0	0	1	0	0	0	0	0	1	0
36	Susumu Hirose	0	0	0	0	0	0	0	0	0	0	0
40	Yoshihiro Shiya	0	0	0	0	0	0	1	2	0	0	0
55	Kazuhiro Takahashi	0	0	0	1	0	0	1	2	15	13	0
70	Nao Kodama	0	0	0	0	0	0	0	0	0	0	0
96	Masaharu Kumagai	0	0	0	3	0	0	1	2	1	3	0
TEAM TOTALS		0	0	0	6	0	0	3	6	19	24	0

SKATER STATS

#	NAME	G	A	PTS	SOG	PPG	SH	PEN	PIM	FOW	FOL	GW
3	Rolf Einar Pedersen	1	0	1	6	1	0	0	0	8	9	0
6	Emil Kirststuen	0	0	0	0	0	0	0	0	0	0	0
8	Stig Tore Svee	0	0	0	0	0	0	0	0	6	4	0
9	Morten Vaernes	1	2	3	3	0	1	0	0	0	0	1
10	Tor Joakim Rivera	1	0	1	1	0	0	0	0	0	0	0
12	Magnus Bogle	0	1	1	3	0	0	0	0	9	6	0
15	Emil Sorheim	1	0	1	2	1	0	0	0	0	0	0
16	Knut Andre Nordstoga	0	0	0	4	0	0	0	0	0	0	0
17	Loyd-Remi Pallander Solberg	1	0	1	3	0	0	1	2	0	0	0
20	Martin Hamre	0	1	1	1	0	0	1	2	0	0	0
22	Audun Bakke	0	0	0	3	0	0	0	0	0	0	0
23	Jan Roger Klakegg	0	0	0	1	0	0	0	0	0	0	0
24	Thommas Avdal	0	1	1	2	0	0	0	0	0	0	0
65	Thomas Jacobsen	0	0	0	3	0	0	4	16	1	0	0
TEAM TOTALS		5	5	10	33	2	1	6	20	24	19	0

GOALIE STATS

#	NAME	MIN	W	L	SOL	SOG	SV	GA	GAA	SV%	SO
30	Kazuya Mochizuki	15:00	0	0	0	9	7	2	6.00	.778	0
39	Mitsuru Nagase	30:00	0	1	0	24	21	3	4.50	.875	0
TEAM TOTALS		45:00	0	1	0	33	28	5	5.00	.848	0

GOALIE STATS

#	NAME	MIN	W	L	SOL	SOG	SV	GA	GAA	SV%	SO
1	Roger Johansen	0:00	0	0	0	0	0	0	0.00	.000	0
18	Kjell Christian Hamar	45:00	1	0	0	6	6	0	0.00	1.000	1
TEAM TOTALS		45:00	1	0	0	6	6	0	0.00	1.000	1

SKATER STATS


Goals		0	5
Assists		0	5
Points		0	10
Shots on Goal		6	33
Power Play Goals		0	2
Short Handed Goals Scored		0	1
Penalties		3	6
Penalty Minutes		6	20
Faceoffs Won		19	24
Faceoffs Lost		24	19









GOALIE STATS


Minutes		45:00	45:00
Shots on Goal		33	6
Saves		28	6
Goals Against		5	0
Goals Against Average		5.00	0.00
Save Percentage		.848	1.000
Shut Outs		0	1

TEAM STATS


Power Plays		5	3
Power Play Percentage		0.0	66.7
Penalty Kills		3	5
Power Play Goals Allowed		2	0
Penalty Kill Percentage		33.3	100.0

2015 IPC Ice Sledge Hockey Worlds , 2015 Tournament

																	
Germany	<table border="1" style="margin: auto;"> <thead> <tr> <th></th> <th>1</th> <th>2</th> <th>3</th> <th>T</th> </tr> </thead> <tbody> <tr> <td style="text-align: center;"> Germany</td> <td style="text-align: center;">0</td> <td style="text-align: center;">0</td> <td style="text-align: center;">0</td> <td style="text-align: center;">0</td> </tr> <tr> <td style="text-align: center;"> Russia</td> <td style="text-align: center;">3</td> <td style="text-align: center;">4</td> <td style="text-align: center;">3</td> <td style="text-align: center;">10</td> </tr> </tbody> </table>		1	2	3	T	 Germany	0	0	0	0	 Russia	3	4	3	10	Russia
	1	2	3	T													
 Germany	0	0	0	0													
 Russia	3	4	3	10													
0		10															

FINAL +

Date: Apr 29, 2015
 Time: 10:30 AM EDT
 Location: HARBORCENTER - Buffalo, N.Y.
 Status: Final
 Attendance: 541
 Referee Justin Greene
 Linesman Mike Harrington, Jon Shaw

Shots on Goal

Team	1	2	3	Total
Germany	1	2	5	8
Russia	13	12	12	37

Power Plays

Team	PP	PIM
Germany	0-2	10
Russia	3-5	4

1st Period Summary

Time	Team	Scoring Detail	Score
9:11	Russia	Sergei Panfilov Goal (even strength) Assists: Ilia Volkov, Dmitrii Lisov	GER 0 - Russia 1
11:49	Russia	Dmitrii Lisov Goal (power play) Assists: Sergei Panfilov	GER 0 - Russia 2
13:21	Russia	Nikolay Terentyev Goal (even strength) Assists: Alexander Pulin	GER 0 - Russia 3
Time	Team	Penalty Detail	
10:08	Germany	Bernhard Hering: Slashing - Minor (2:00)	

2nd Period Summary

Time	Team	Scoring Detail	Score
6:09	Russia	Alexey Amosov Goal (power play) Assists: Nikolay Terentyev	GER 0 - Russia 4
8:18	Russia	Vladimir Litvinenko Goal (power play) Assists: Andrey Sokolov	GER 0 - Russia 5
10:06	Russia	Ilia Volkov Goal (even strength) Assists: Dmitrii Lisov, Sergei Panfilov	GER 0 - Russia 6
13:37	Russia	Vasilii Varlakov Goal (even strength) Assists: Mikhail Chekmarev	GER 0 - Russia 7
Time	Team	Penalty Detail	
0:19	Russia	Aleksei Lysov: Interference - Minor (2:00)	
3:23	Germany	Bas Disveld: Interference - Minor (2:00)	
5:02	Germany	Sven Stumpe: Holding - Minor (2:00)	
7:23	Germany	Christian Jaster: Teeing - Minor (2:00)	

3rd Period Summary

Time	Team	Scoring Detail	Score
0:42	Russia	Vadim Selyukin Goal (even strength) Assists: Dmitrii Lisov, Ilia Volkov	GER 0 - Russia 8
5:19	Russia	Nikolay Terentyev Goal (even strength) Assists: Alexey Amosov	GER 0 - Russia 9
10:48	Russia	Sergei Panfilov Goal (even strength) Assists: Aleksei Lysov, Ivan Berdnik	GER 0 - Russia 10
Time	Team	Penalty Detail	
8:12	Russia	Nikolay Terentyev: Interference - Minor (2:00)	
12:25	Germany	Joerg Wedde: Elbowing - Minor (2:00)	



Germany

Skaters

#	Name	G	A	PIM	GWG
3	Bas Disveld	0	0	2	0
8	Frank Rennhack	0	0	0	0
11	Jacob Wolff	0	0	0	0
12	Christian Jaster	0	0	2	0
33	Ingo Kuhli-Lauenstein	0	0	0	0
43	Bernhard Hering	0	0	2	0
52	Robert Pabst	0	0	0	0
55	Sven Stumpe	0	0	2	0
69	Lucas Sklorz	0	0	0	0
77	Joerg Wedde	0	0	2	0
83	Christian Pilz	0	0	0	0
87	Felix Schrader	0	0	0	0
Totals:		0	0	10	0

Goalies

#	Name	Min	Sh	Sv	Dec
15	Klaus Brzoska	30:00	25	18	LOSS
47	Simon Kunst	15:00	12	9	0
Totals:		45:00	37	27	0

Coaches

#	Name	Signature
	Andreas Pokorny	



Russia

Skaters

#	Name	G	A	PIM	GWG
2	Aleksei Lysov	0	1	2	0
3	Ivan Berdnik	0	1	0	0
4	Alexander Pulin	0	1	0	0
5	Vasili Varlakov	1	0	0	0
6	Vladimir Litvinenko	1	0	0	0
7	Sergei Panfilov	2	2	0	1
8	Dmitrii Lisov	1	3	0	0
9	Mikhail Chekmarev	0	1	0	0
10	Andrey Sokolov	0	1	0	0
11	Alexey Amosov	1	1	0	0
14	Maxim Kuzminykh	0	0	0	0
17	Vadim Selyukin	1	0	0	0
19	Ivan Kuznetsov	0	0	0	0
22	Nikolay Terentyev	2	1	2	0
23	Ilia Volkov	1	2	0	0
Totals:		10	14	4	0

Goalies

#	Name	Min	Sh	Sv	Dec
1	Evgenii Plotnikov	21:54	1	1	WIN
20	Andrei Kasatkin	23:06	7	7	0
Totals:		45:00	8	8	0

Coaches

#	Name	Signature
	Sergey Samoylov	

1st Period -- Scoring: Russia - Panfilov Goal (even strength) (Volkov, Lisov) 9:11; Russia - Lisov Goal (power play) (Panfilov) 11:49; Russia - Terentyev Goal (even strength) (Pulin) 13:21. Penalties: Hering, GER (Slashing, Minor, 2 min) 10:08. Goalie Changes: None.

2nd Period -- Scoring: Russia - Amosov Goal (power play) (Terentyev) 6:09; Russia - Litvinenko Goal (power play) (Sokolov) 8:18; Russia - Volkov Goal (even strength) (Lisov, Panfilov) 10:06; Russia - Varlakov Goal (even strength) (Chekmarev) 13:37. Penalties: Lysov, Russia (Interference, Minor, 2 min) 0:19; Disveld, GER (Interference, Minor, 2 min) 3:23; Stumpe, GER (Holding, Minor, 2 min) 5:02; Jaster, GER (Teeing, Minor, 2 min) 7:23. Goalie Changes: Kasatkin, Russia 6:54.

3rd Period -- Scoring: Russia - Selyukin Goal (even strength) (Lisov, Volkov) 0:42; Russia - Terentyev Goal (even strength) (Amosov) 5:19; Russia - Panfilov Goal (even strength) (Lysov, Berdnik) 10:48. Penalties: Terentyev, Russia (Interference, Minor, 2 min) 8:12; Wedde, GER (Elbowing, Minor, 2 min) 12:25. Goalie Changes: Kunst, GER 0:00.

Statistics Powered by



SKATER STATS

#	NAME	G	A	PTS	SOG	PPG	SH	PEN	PIM	FOW	FOL	GW
3	Bas Disveld	0	0	0	0	0	0	1	2	6	12	0
8	Frank Rennhack	0	0	0	3	0	0	0	0	0	4	0
11	Jacob Wolff	0	0	0	1	0	0	0	0	0	5	0
12	Christian Jaster	0	0	0	0	0	0	1	2	0	0	0
33	Ingo Kuhl-Lauenstein	0	0	0	0	0	0	0	0	0	0	0
43	Bernhard Hering	0	0	0	1	0	0	1	2	10	13	0
52	Robert Pabst	0	0	0	0	0	0	0	0	0	0	0
55	Sven Stumpe	0	0	0	0	0	0	1	2	0	0	0
69	Lucas Sklorz	0	0	0	0	0	0	0	0	0	0	0
77	Joerg Wedde	0	0	0	0	0	0	1	2	1	2	0
83	Christian Pilz	0	0	0	1	0	0	0	0	0	0	0
87	Felix Schrader	0	0	0	2	0	0	0	0	0	0	0
TEAM TOTALS		0	0	0	8	0	0	5	10	17	36	0

SKATER STATS

#	NAME	G	A	PTS	SOG	PPG	SH	PEN	PIM	FOW	FOL	GW
2	Aleksei Lysov	0	1	1	2	0	0	1	2	0	0	0
3	Ivan Berdnik	0	1	1	3	0	0	0	0	0	0	0
4	Alexander Pulin	0	1	1	1	0	0	0	0	0	0	0
5	Vasilii Vartakov	1	0	1	4	0	0	0	0	0	0	0
6	Vladimir Litvinenko	1	0	1	3	1	0	0	0	0	0	0
7	Sergei Panfilov	2	2	4	4	0	0	0	0	0	0	1
8	Dmitrii Lisov	1	3	4	3	1	0	0	0	1	1	0
9	Mikhail Chekmarev	0	1	1	1	0	0	0	0	9	5	0
10	Andrey Sokolov	0	1	1	2	0	0	0	0	0	0	0
11	Alexey Amosov	1	1	2	1	1	0	0	0	11	6	0
14	Maxim Kuzminykh	0	0	0	0	0	0	0	0	0	0	0
17	Vadim Selyukin	1	0	1	3	0	0	0	0	0	0	0
19	Ivan Kuznetsov	0	0	0	0	0	0	0	0	0	0	0
22	Nikolay Terentyev	2	1	3	6	0	0	1	2	1	0	0
23	Ilya Volkov	1	2	3	4	0	0	0	0	14	5	0
TEAM TOTALS		10	14	24	37	3	0	2	4	36	17	0

GOALIE STATS

#	NAME	MIN	W	L	SOL	SOG	SV	GA	GAA	SV%	SO
15	Klaus Brzoska	30:00	0	1	0	25	18	7	10.50	.720	0
47	Simon Kunst	15:00	0	0	0	12	9	3	9.00	.750	0
TEAM TOTALS		45:00	0	1	0	37	27	10	10.00	.730	0

GOALIE STATS

#	NAME	MIN	W	L	SOL	SOG	SV	GA	GAA	SV%	SO
1	Evgenii Plotnikov	21:54	1	0	0	1	1	0	0.00	1.000	0
20	Andrei Kasatkin	23:06	0	0	0	7	7	0	0.00	1.000	0
TEAM TOTALS		45:00	1	0	0	8	8	0	0.00	1.000	1

SKATER STATS



Goals		0	10
Assists		0	14
Points		0	24
Shots on Goal		8	37
Power Play Goals		0	3
Short Handed Goals Scored		0	0
Penalties		5	2
Penalty Minutes		10	4
Faceoffs Won		17	36
Faceoffs Lost		36	17

GOALIE STATS







Minutes		45:00	45:00
Shots on Goal		37	8
Saves		27	8
Goals Against		10	0
Goals Against Average		10.00	0.00
Save Percentage		.730	1.000
Shut Outs		0	1

TEAM STATS



Power Plays		2	5
Power Play Percentage		0.0	60.0
Penalty Kills		5	2
Power Play Goals Allowed		3	0
Penalty Kill Percentage		40.0	100.0

2015 IPC Ice Sledge Hockey Worlds , 2015 Tournament

	Italy	0			USA	7
		1	2	3	T	
	Italy	0	0	0	0	
	USA	1	2	4	7	

FINAL →

Date: Apr 29, 2015
 Time: 2:00 PM EDT
 Location: HARBORCENTER
 Status: Final
 Attendance: 704
 Referee Patrick Myers
 Linesman Matt Fergenbaum, Youl Han

Shots on Goal

Team	1	2	3	Total
Italy	0	1	2	3
USA	14	13	17	44

Power Plays

Team	PP	PIM
Italy	0-2	2
USA	1-1	4

1st Period Summary

Time	Team	Scoring Detail	Score
13:06	USA	Declan Farmer Goal (power play) Assists: Brody Roybal , Joshua Pauls	Italy 0 - USA 1
Time	Team	Penalty Detail	
12:24	Italy	Valerio Corvino: Teeing - Minor (2:00)	

2nd Period Summary

Time	Team	Scoring Detail	Score
2:47	USA	Joshua Pauls Goal (even strength) Assists: Christopher Douglas , Adam Page	Italy 0 - USA 2
4:25	USA	Declan Farmer Goal (even strength) Assists: Tyler Carron , Brody Roybal	Italy 0 - USA 3
Time	Team	Penalty Detail	
13:16	USA	Joshua Misiewicz: Holding the Stick - Minor (2:00)	

3rd Period Summary

Time	Team	Scoring Detail	Score
0:35	USA	Joshua Misiewicz Goal (even strength) Assists: Christopher Douglas	Italy 0 - USA 4
10:51	USA	Kevin McKee Goal (even strength) Assists: Luke McDermott , Brody Roybal	Italy 0 - USA 5
12:41	USA	Paul Schaus Goal (even strength) Assists: Joshua Sweeney , Tyler Carron	Italy 0 - USA 6
13:55	USA	Adam Page Goal (even strength) Assists: Joshua Misiewicz , Christopher Douglas	Italy 0 - USA 7
Time	Team	Penalty Detail	
5:09	USA	Joshua Sweeney: Interference - Minor (2:00)	



Italy

Skaters

#	Name	G	A	PIM	GWG
3	Gianluigi Rosa	0	0	0	0
5	Florian Planker	0	0	0	0
7	Werner Winkler	0	0	0	0
8	Roberto Radice	0	0	0	0
9	Sandro Kalegaris	0	0	0	0
11	Nils Larch	0	0	0	0
14	Bruno Balossetti	0	0	0	0
16	Andrea Chiarotti	0	0	0	0
18	Andrea Macri	0	0	0	0
62	Christoph Depaoli	0	0	0	0
68	Valerio Corvino	0	0	2	0
73	Gregory Brian Alexis Leperdi	0	0	0	0
Totals:		0	0	2	0

Goalies

#	Name	Min	Sh	Sv	Dec
1	Santino Stillitano	45:00	44	37	LOSS
15	Gabriele Araudo	0:00	0	0	0
Totals:		45:00	44	37	0

Coaches

#	Name	Signature
	Massimo Da Rin de Lorenzo	



USA

Skaters

#	Name	G	A	PIM	GWG
4	Brody Roybal	0	3	0	0
5	Billy Hanning Jr	0	0	0	0
6	Luke McDermott	0	1	0	0
11	Tyler Carron	0	2	0	0
13	Joshua Sweeney	0	1	2	0
15	Nikko Landeros	0	0	0	0
16	Declan Farmer	2	0	0	1
17	Christopher Douglas	0	3	0	0
19	Kevin McKee	1	0	0	0
20	Adam Page	1	1	0	0
24	Joshua Misiewicz	1	1	2	0
27	Joshua Pauls	1	1	0	0
28	Paul Schaus	1	0	0	0
Totals:		7	13	4	0

Goalies

#	Name	Min	Sh	Sv	Dec
30	Kyle Huckaby	15:00	2	2	0
34	Steve Cash	30:00	2	2	WIN
Totals:		45:00	4	4	0

Coaches

#	Name	Signature
	Jeff Sauer	

1st Period -- Scoring: USA - Farmer Goal (power play) (Roybal, Pauls) 13:06. Penalties: Corvino, Italy (Teeing, Minor, 2 min) 12:24. Goalie Changes: None.

2nd Period-- Scoring: USA - Pauls Goal (even strength) (Douglas, Page) 2:47; USA - Farmer Goal (even strength) (Carron, Roybal) 4:25. Penalties: Misiewicz, USA (Holding the Stick, Minor, 2 min) 13:16. Goalie Changes: None.

3rd Period-- Scoring: USA - Misiewicz Goal (even strength) (Douglas) 0:35; USA - McKee Goal (even strength) (McDermott, Roybal) 10:51; USA - Schaus Goal (even strength) (Sweeney, Carron) 12:41; USA - Page Goal (even strength) (Misiewicz, Douglas) 13:55. Penalties: Sweeney, USA (Interference, Minor, 2 min) 5:09. Goalie Changes: Huckaby, USA 0:00.

Statistics Powered by



SKATER STATS

#	NAME	G	A	PTS	SOG	PPG	SH	PEN	PIM	FOW	FOL	GW
3	Gianluigi Rosa	0	0	0	1	0	0	0	0	0	0	0
5	Florian Planker	0	0	0	0	0	0	0	0	5	10	0
7	Werner Winkler	0	0	0	0	0	0	0	0	4	4	0
8	Roberto Radice	0	0	0	0	0	0	0	0	0	0	0
9	Sandro Kalegaris	0	0	0	2	0	0	0	0	1	0	0
11	Nils Larch	0	0	0	0	0	0	0	0	0	0	0
14	Bruno Balossetti	0	0	0	0	0	0	0	0	0	0	0
16	Andrea Chiarotti	0	0	0	0	0	0	0	0	0	0	0
18	Andrea Macri	0	0	0	0	0	0	0	0	0	0	0
62	Christoph Depaoli	0	0	0	0	0	0	0	0	3	7	0
68	Valerio Corvino	0	0	0	1	0	0	1	2	0	3	0
73	Gregory Brian Alexis Leperdi	0	0	0	0	0	0	0	0	4	6	0
TEAM TOTALS		0	0	0	3	0	0	1	2	17	30	0

SKATER STATS



#	NAME	G	A	PTS	SOG	PPG	SH	PEN	PIM	FOW	FOL	GW
4	Brody Roybal	0	3	3	3	0	0	0	0	0	0	0
5	Billy Hanning Jr	0	0	0	1	0	0	0	0	0	0	0
6	Luke McDermott	0	1	1	1	0	0	0	0	7	1	0
11	Tyler Carron	0	2	2	0	0	0	0	0	0	0	0
13	Joshua Sweeney	0	1	1	2	0	0	1	2	0	1	0
15	Nikko Landeros	0	0	0	5	0	0	0	0	2	1	0
16	Declan Farmer	2	0	2	6	1	0	0	0	10	4	1
17	Christopher Douglas	0	3	3	3	0	0	0	0	0	2	0
19	Kevin McKee	1	0	1	2	0	0	0	0	0	0	0
20	Adam Page	1	1	2	7	0	0	0	0	1	0	0
24	Joshua Misiewicz	1	1	2	1	0	0	1	2	9	8	0
27	Joshua Pauls	1	1	2	3	0	0	0	0	0	0	0
28	Paul Schaus	1	0	1	2	0	0	0	0	0	0	0
TEAM TOTALS		7	13	20	44	1	0	2	4	30	17	0

GOALIE STATS

#	NAME	MIN	W	L	SOL	SOG	SV	GA	GAA	SV %	SO
1	Santino Stillitano	45:00	0	1	0	44	37	7	7.00	.841	0
15	Gabriele Araudo	0:00	0	0	0	0	0	0	0.00	.000	0
TEAM TOTALS		45:00	0	1	0	44	37	7	7.00	.841	0

GOALIE STATS

#	NAME	MIN	W	L	SOL	SOG	SV	GA	GAA	SV %	SO
30	Kyle Huckaby	15:00	0	0	0	2	2	0	0.00	1.000	0
34	Steve Cash	30:00	1	0	0	2	2	0	0.00	1.000	0
TEAM TOTALS		45:00	1	0	0	4	4	0	0.00	1.000	1

SKATER STATS  

Goals		0	7
Assists		0	13
Points		0	20
Shots on Goal		3	44
Power Play Goals		0	1
Short Handed Goals Scored		0	0
Penalties		1	2
Penalty Minutes		2	4
Faceoffs Won		17	30
Faceoffs Lost		30	17









GOALIE STATS  

Minutes		45:00	45:00
Shots on Goal		44	4
Saves		37	4
Goals Against		7	0
Goals Against Average		7.00	0.00
Save Percentage		.841	1.000
Shut Outs		0	1

TEAM STATS  

Power Plays		2	1
Power Play Percentage		0.0	100.0
Penalty Kills		1	2
Power Play Goals Allowed		1	0
Penalty Kill Percentage		0.0	100.0

2015 IPC Ice Sledge Hockey Worlds , 2015 Tournament

 Germany 1	<table border="1" style="width: 100%; border-collapse: collapse;"> <thead> <tr> <th style="width: 30%;"></th> <th style="width: 10%;">1</th> <th style="width: 10%;">2</th> <th style="width: 10%;">3</th> <th style="width: 10%;">T</th> </tr> </thead> <tbody> <tr> <td style="text-align: center;"> Germany</td> <td style="text-align: center;">0</td> <td style="text-align: center;">1</td> <td style="text-align: center;">0</td> <td style="text-align: center;">1</td> </tr> <tr> <td style="text-align: center;"> Czech Republic</td> <td style="text-align: center;">0</td> <td style="text-align: center;">0</td> <td style="text-align: center;">0</td> <td style="text-align: center;">0</td> </tr> </tbody> </table>		1	2	3	T	 Germany	0	1	0	1	 Czech Republic	0	0	0	0	 Czech Republic 0
	1	2	3	T													
 Germany	0	1	0	1													
 Czech Republic	0	0	0	0													

FINAL +

Date: Apr 30, 2015
 Time: 4:30 PM EDT
 Location: HARBORCENTER - Buffalo, N.Y.
 Status: Final
 Referee Patrick Myers
 Linesman Jon Shaw, Mike Harrington

Shots on Goal

Team	1	2	3	Total
Germany	3	5	2	10
Czech Republic	6	3	3	12

Power Plays

Team	PP	PIM
Germany	0-1	4
Czech Republic	0-1	4

1st Period Summary

Time	Team	Scoring Detail	Score
		Penalty Detail	
5:15	Germany	Felix Schrader: Teeing - Minor (2:00)	

2nd Period Summary

Time	Team	Scoring Detail	Score
9:19	Germany	Felix Schrader Goal (even strength) Assists: Bas Disveld , Frank Rennhack	GER 1 - Czech 0
		Penalty Detail	
13:58	Czech Republic	(served by Jiri Berger): Too Many Men on the Ice - Minor (2:00)	

3rd Period Summary

Time	Team	Scoring Detail	Score
		Penalty Detail	
13:13	Czech Republic	Zdenek Habl: Slashing - Minor (2:00)	
13:13	Germany	Robert Pabst: Roughing - Minor (2:00)	



Germany

Skaters

#	Name	G	A	PIM	GWG
3	Bas Disveld	0	1	0	0
8	Frank Rennhack	0	1	0	0
11	Jacob Wolff	0	0	0	0
12	Christian Jaster	0	0	0	0
33	Ingo Kuhli-Lauenstein	0	0	0	0
43	Bernhard Hering	0	0	0	0
52	Robert Pabst	0	0	2	0
55	Sven Stumpe	0	0	0	0
69	Lucas Sklorz	0	0	0	0
77	Joerg Wedde	0	0	0	0
83	Christian Pilz	0	0	0	0
87	Felix Schrader	1	0	2	1
Totals:		1	2	4	0

Goalies

#	Name	Min	Sh	Sv	Dec
15	Klaus Brzoska	0:00	0	0	0
47	Simon Kunst	45:00	12	12	WIN
Totals:		45:00	12	12	0

Coaches

#	Name	Signature
	Andreas Pokorny	



Czech Republic

Skaters

#	Name	G	A	PIM	GWG
7	David Motycka	0	0	0	0
10	Jiri Berger	0	0	0	0
15	Martin Novak	0	0	0	0
17	Jan Matousek	0	0	0	0
24	Zdenek Safranek	0	0	0	0
29	Pavel Kubes	0	0	0	0
65	Miroslav Hrbek	0	0	0	0
74	Michal Geier	0	0	0	0
75	Jiri Raul	0	0	0	0
77	David Palat	0	0	0	0
82	Zdenek Habl	0	0	2	0
96	Zdenek Krupicka	0	0	0	0
Totals:		0	0	4	0

Goalies

#	Name	Min	Sh	Sv	Dec
6	Michal Vapenka	0:00	0	0	0
17	Jan Matousek	45:00	10	9	LOSS
Totals:		45:00	10	9	0

Coaches

#	Name	Signature
	Jiri Briza	

1st Period -- Scoring: None. Penalties: Schrader, GER (Teeing, Minor, 2 min) 5:15. Goalie Changes: None.

2nd Period -- Scoring: GER - Schrader Goal (even strength) (Disveld, Rennhack) 9:19. Penalties: , Czech (Too Many Men on the Ice, Minor, 2 min) 13:58. Goalie Changes: None.

3rd Period -- Scoring: None. Penalties: Habl, Czech (Slashing, Minor, 2 min) 13:13; Pabst, GER (Roughing, Minor, 2 min) 13:13. Goalie Changes: None.

Statistics Powered by



SKATER STATS

#	NAME	G	A	PTS	SOG	PPG	SH	PEN	PIM	FOW	FOL	GW
3	Bas Disveld	0	1	1	2	0	0	0	0	6	11	0
8	Frank Rennhack	0	1	1	2	0	0	0	0	0	0	0
11	Jacob Wolff	0	0	0	0	0	0	0	0	0	0	0
12	Christian Jaster	0	0	0	0	0	0	0	0	0	0	0
33	Ingo Kuhli-Lauenstein	0	0	0	1	0	0	0	0	0	0	0
43	Bernhard Hering	0	0	0	1	0	0	0	0	9	7	0
52	Robert Pabst	0	0	0	0	0	0	1	2	0	0	0
55	Sven Stumpe	0	0	0	1	0	0	0	0	0	0	0
69	Lucas Sklorz	0	0	0	0	0	0	0	0	0	0	0
77	Joerg Wedde	0	0	0	1	0	0	0	0	0	0	0
83	Christian Pilz	0	0	0	0	0	0	0	0	0	0	0
87	Felix Schrader	1	0	1	2	0	0	1	2	0	0	1
TEAM TOTALS		1	2	3	10	0	0	2	4	15	18	0

SKATER STATS













#	NAME	G	A	PTS	SOG	PPG	SH	PEN	PIM	FOW	FOL	GW
7	David Motycka	0	0	0	0	0	0	0	0	0	0	0
10	Jiri Berger	0	0	0	1	0	0	0	0	0	0	0
15	Martin Novak	0	0	0	0	0	0	0	0	5	3	0
17	Jan Matousek	0	0	0	1	0	0	0	0	0	0	0
24	Zdenek Safranek	0	0	0	0	0	0	0	0	0	3	0
29	Pavel Kubes	0	0	0	2	0	0	0	0	0	0	0
65	Miroslav Hrbek	0	0	0	0	0	0	0	0	0	0	0
74	Michal Geier	0	0	0	1	0	0	0	0	0	0	0
75	Jiri Raul	0	0	0	1	0	0	0	0	9	5	0
77	David Palat	0	0	0	4	0	0	0	0	1	0	0
82	Zdenek Habl	0	0	0	2	0	0	1	2	3	4	0
96	Zdenek Krupicka	0	0	0	0	0	0	0	0	0	0	0
TEAM TOTALS		0	0	0	12	0	0	2	4	18	15	0










GOALIE STATS








#	NAME	MIN	W	L	SOL	SOG	SV	GA	GAA	SV%	SO
15	Klaus Brzoska	0:00	0	0	0	0	0	0	0.00	.000	0
47	Simon Kunst	45:00	1	0	0	12	12	0	0.00	1.000	1
TEAM TOTALS		45:00	1	0	0	12	12	0	0.00	1.000	1

GOALIE STATS

#	NAME	MIN	W	L	SOL	SOG	SV	GA	GAA	SV%	SO
6	Michal Vapenka	0:00	0	0	0	0	0	0	0.00	.000	0
17	Jan Matousek	45:00	0	1	0	10	9	1	1.00	.900	0
TEAM TOTALS		45:00	0	1	0	10	9	1	1.00	.900	0

SKATER STATS			
Goals		1	0
Assists		2	0
Points		3	0
Shots on Goal		10	12
Power Play Goals		0	0
Short Handed Goals Scored		0	0
Penalties		2	2
Penalty Minutes		4	4
Faceoffs Won		15	18
Faceoffs Lost		18	15

GOALIE STATS			
Minutes		45:00	45:00
Shots on Goal		12	10
Saves		12	9
Goals Against		0	1
Goals Against Average		0.00	1.00
Save Percentage		1.000	.900
Shut Outs		1	0

TEAM STATS			
Power Plays		1	1
Power Play Percentage		0.0	0.0
Penalty Kills		1	1
Power Play Goals Allowed		0	0
Penalty Kill Percentage		100.0	100.0

2015 IPC Ice Sledge Hockey Worlds , 2015 Tournament



Japan

1

	1	2	3	T
Japan	0	1	0	1
Italy	2	1	2	5



Italy

5

FINAL →

Date: Apr 30, 2015
 Time: 8:00 PM EDT
 Location: HARBORCENTER
 Status: Final

Shots on Goal

Team	1	2	3	Total
Japan	2	5	3	10
Italy	7	7	6	20

Power Plays

Team	PP	PIM
Japan	0-4	4
Italy	1-2	8

1st Period Summary

Time	Team	Scoring Detail	Score
6:53	Italy	Andrea Chiarotti Goal (even strength) Assists: Gregory Brian Alexis Leperdi	Japan 0 - Italy 1
11:41	Italy	Andrea Chiarotti Goal (even strength) Assists: Valerio Corvino , Florian Planker	Japan 0 - Italy 2
Time	Team	Penalty Detail	
8:06	Italy	Florian Planker: Interference - Minor (2:00)	
14:44	Japan	Wataru Horie: Delay of Game - Minor (2:00)	

2nd Period Summary

Time	Team	Scoring Detail	Score
1:07	Italy	Florian Planker Goal (power play) Assists: Werner Winkler , Gianluigi Rosa	Japan 0 - Italy 3
14:54	Japan	Masaharu Kumagai Goal (even strength) Assists: Satoru Sudo , Kazuhiro Takahashi	Japan 1 - Italy 3
Time	Team	Penalty Detail	
2:42	Japan	Tomohiko Maruo: Roughing - Minor (2:00)	
3:16	Italy	Sandro Kalegaris: Roughing - Minor (2:00)	
8:51	Italy	Sandro Kalegaris: Roughing - Minor (2:00)	

3rd Period Summary

Time	Team	Scoring Detail	Score
7:56	Italy	Sandro Kalegaris Goal (even strength) Assists: Florian Planker	Japan 1 - Italy 4
9:14	Italy	Christoph Depaoli Goal (even strength)	Japan 1 - Italy 5
Time	Team	Penalty Detail	
5:35	Italy	Roberto Radice: Teeing - Minor (2:00)	



Japan

Skaters

#	Name	G	A	PIM	GWG
6	Wataru Horie	0	0	2	0
13	Mamoru Yoshikawa	0	0	0	0
16	Taimei Shiba	0	0	0	0
18	Toshiyuki Nakamura	0	0	0	0
24	Satoru Sudo	0	1	0	0
25	Eiji Misawa	0	0	0	0
29	Tomohiko Maruo	0	0	2	0
30	Kazuya Mochizuki	0	0	0	0
33	Hideaki Ishii	0	0	0	0
36	Susumu Hirose	0	0	0	0
40	Yoshihiro Shioya	0	0	0	0
55	Kazuhiro Takahashi	0	1	0	0
70	Nao Kodama	0	0	0	0
96	Masaharu Kumagai	1	0	0	0
Totals:		1	2	4	0

Goalies

#	Name	Min	Sh	Sv	Dec
30	Kazuya Mochizuki	7:04	2	1	0
39	Mitsuru Nagase	37:56	18	14	LOSS
Totals:		45:00	20	15	0

Coaches

#	Name	Signature
	Kojin Nakakita	



Italy

Skaters

#	Name	G	A	PIM	GWG
3	Gianluigi Rosa	0	1	0	0
5	Florian Planker	1	2	2	0
7	Werner Winkler	0	1	0	0
8	Roberto Radice	0	0	2	0
9	Sandro Kalegaris	1	0	4	0
11	Nils Larch	0	0	0	0
14	Bruno Balossetti	0	0	0	0
16	Andrea Chiarotti	2	0	0	1
18	Andrea Macri	0	0	0	0
62	Christoph Depaoli	1	0	0	0
68	Valerio Corvino	0	1	0	0
73	Gregory Brian Alexis Leperdi	0	1	0	0
Totals:		5	5	8	0

Goalies

#	Name	Min	Sh	Sv	Dec
1	Santino Stillitano	0:00	0	0	0
15	Gabriele Araudo	45:00	10	9	WIN
Totals:		45:00	10	9	0

Coaches

#	Name	Signature
	Massimo Da Rin de Lorenzo	

1st Period -- Scoring: Italy - Chiarotti Goal (even strength) (Leperdi) 6:53; Italy - Chiarotti Goal (even strength) (Corvino, Planker) 11:41. Penalties: Planker, Italy (Interference, Minor, 2 min) 8:06; Horie, Japan (Delay of Game, Minor, 2 min) 14:44. Goalie Changes: None.

2nd Period -- Scoring: Italy - Planker Goal (power play) (Winkler, Rosa) 1:07; Japan - Kumagai Goal (even strength) (Sudo, Takahashi) 14:54. Penalties: Maruo, Japan (Roughing, Minor, 2 min) 2:42; Kalegaris, Italy (Roughing, Minor, 2 min) 3:16; Kalegaris, Italy (Roughing, Minor, 2 min) 8:51. Goalie Changes: None.

3rd Period -- Scoring: Italy - Kalegaris Goal (even strength) (Planker) 7:56; Italy - Depaoli Goal (even strength) 9:14. Penalties: Radice, Italy (Teeing, Minor, 2 min) 5:35. Goalie Changes: Mochizuki, Japan 7:56.

Statistics Powered by



SKATER STATS

#	NAME	G	A	PTS	SOG	PPG	SH	PEN	PIM	FOW	FOL	GW
6	Wataru Horie	0	0	0	1	0	0	1	2	0	0	0
13	Mamoru Yoshikawa	0	0	0	0	0	0	0	0	0	0	0
16	Taimei Shiba	0	0	0	0	0	0	0	0	0	0	0
18	Toshiyuki Nakamura	0	0	0	1	0	0	0	0	2	9	0
24	Satoru Sudo	0	1	1	1	0	0	0	0	0	0	0
25	Eiji Misawa	0	0	0	2	0	0	0	0	10	9	0
29	Tomohiko Maruo	0	0	0	0	0	0	1	2	0	0	0
30	Kazuya Mochizuki	0	0	0	0	0	0	0	0	0	0	0
33	Hideaki Ishii	0	0	0	0	0	0	0	0	1	0	0
36	Susumu Hirose	0	0	0	0	0	0	0	0	0	0	0
40	Yoshihiro Shioya	0	0	0	0	0	0	0	0	0	0	0
55	Kazuhiro Takahashi	0	1	1	0	0	0	0	0	16	5	0
70	Nao Kodama	0	0	0	0	0	0	0	0	0	0	0
96	Masaharu Kumagai	1	0	1	5	0	0	0	0	0	0	0
TEAM TOTALS		1	2	3	10	0	0	2	4	29	23	0

SKATER STATS

#	NAME	G	A	PTS	SOG	PPG	SH	PEN	PIM	FOW	FOL	GW
3	Gianluigi Rosa	0	1	1	4	0	0	0	0	0	1	0
5	Florian Planker	1	2	3	1	1	0	1	2	8	11	0
7	Werner Winkler	0	1	1	2	0	0	0	0	3	7	0
8	Roberto Radice	0	0	0	1	0	0	1	2	0	0	0
9	Sandro Kalegaris	1	0	1	4	0	0	2	4	0	0	0
11	Nils Larch	0	0	0	0	0	0	0	0	0	1	0
14	Bruno Balossetti	0	0	0	0	0	0	0	0	0	0	0
16	Andrea Chiarotti	2	0	2	3	0	0	0	0	0	0	1
18	Andrea Macri	0	0	0	4	0	0	0	0	0	0	0
62	Christoph Depaoli	1	0	1	1	0	0	0	0	3	5	0
68	Valerio Corvino	0	1	1	0	0	0	0	0	1	1	0
73	Gregory Brian Alexis Leperdi	0	1	1	0	0	0	0	0	8	3	0
TEAM TOTALS		5	5	10	20	1	0	4	8	23	29	0

GOALIE STATS

#	NAME	MIN	W	L	SOL	SOG	SV	GA	GAA	SV %	SO
30	Kazuya Mochizuki	7:04	0	0	0	2	1	1	6.37	.500	0
39	Mitsuru Nagase	37:56	0	1	0	18	14	4	4.75	.778	0
TEAM TOTALS		45:00	0	1	0	20	15	5	5.00	.750	0

GOALIE STATS





#	NAME	MIN	W	L	SOL	SOG	SV	GA	GAA	SV %	SO
1	Santino Stilitano	0:00	0	0	0	0	0	0	0.00	.000	0
15	Gabriele Araudo	45:00	1	0	0	10	9	1	1.00	.900	0
TEAM TOTALS		45:00	1	0	0	10	9	1	1.00	.900	0

SKATER STATS		<input checked="" type="radio"/>	<input type="radio"/>
Goals		1	5
Assists		2	5
Points		3	10
Shots on Goal		10	20
Power Play Goals		0	1
Short Handed Goals Scored		0	0
Penalties		2	4
Penalty Minutes		4	8
Faceoffs Won		29	23
Faceoffs Lost		23	29

GOALIE STATS		<input checked="" type="radio"/>	<input type="radio"/>
Minutes		45:00	45:00
Shots on Goal		20	10
Saves		15	9
Goals Against		5	1
Goals Against Average		5.00	1.00
Save Percentage		.750	.900
Shut Outs		0	0

TEAM STATS		<input checked="" type="radio"/>	<input type="radio"/>
Power Plays		4	2
Power Play Percentage		0.0	50.0
Penalty Kills		2	4
Power Play Goals Allowed		1	0
Penalty Kill Percentage		50.0	100.0

2015 IPC Ice Sledge Hockey Worlds , Playoffs

 Russia								 Canada			
2	 Russia	1	0	1	2	 Canada	0	2	1	3	3

FINAL +

Date: May 01, 2015
 Time: 4:30 PM EDT
 Location: HARBORCENTER
 Status: Final
 Referee Johnathan Morrison
 Linesman Andreas Lunden, Nick Bradshaw

Shots on Goal

Team	1	2	3	Total
Russia	3	3	6	12
Canada	2	4	6	12

Power Plays

Team	PP	PIM
Russia	2-2	4
Canada	2-2	4

1st Period Summary

Time	Team	Scoring Detail	Score
13:24	Russia	Ilia Volkov Goal (power play) Assists: Ivan Kuznetsov , Dmitrii Lisov	Russia 1 - Canada 0
Penalty Detail			
12:02	Canada	Kieran Block: Holding - Minor (2:00)	

2nd Period Summary

Time	Team	Scoring Detail	Score
8:45	Canada	Billy Bridges Goal (even strength)	Russia 1 - Canada 1
14:14	Canada	Billy Bridges Goal (power play) Assists: Adam Dixon	Russia 1 - Canada 2
Penalty Detail			
13:48	Russia	Nikolay Terentyev: Interference - Minor (2:00)	
14:21	Russia	Nikolay Terentyev: Holding - Minor (2:00)	

3rd Period Summary

Time	Team	Scoring Detail	Score
0:17	Canada	Adam Dixon Goal (power play) Assists: Brad Bowden , Billy Bridges	Russia 1 - Canada 3
8:13	Russia	Vasili Varlakov Goal (power play) Assists: Ilia Volkov	Russia 2 - Canada 3
Penalty Detail			
7:28	Canada	(served by Ben Delaney): Too Many Men on the Ice - Minor (2:00)	


Russia
Skaters

#	Name	G	A	PIM	GWG
2	Aleksei Lysov	0	0	0	0
4	Alexander Pulin	0	0	0	0
5	Vasilii Varlakov	1	0	0	0
6	Vladimir Litvinenko	0	0	0	0
7	Sergei Panfilov	0	0	0	0
8	Dmitrii Lisov	0	1	0	0
10	Andrey Sokolov	0	0	0	0
11	Alexey Amosov	0	0	0	0
14	Maxim Kuzminykh	0	0	0	0
17	Vadim Selyukin	0	0	0	0
19	Ivan Kuznetsov	0	1	0	0
22	Nikolay Terentyev	0	0	4	0
23	Iliia Volkov	1	1	0	0
Totals:		2	3	4	0

Goalies

#	Name	Min	Sh	Sv	Dec
1	Evgenii Plotnikov	44:33	12	9	LOSS
20	Andrei Kasatkin	0:00	0	0	0
Totals:		45:00	12	9	0

Coaches

#	Name	Signature
	Sergey Samoylov	


Canada
Skaters

#	Name	G	A	PIM	GWG
4	Derek Whitson	0	0	0	0
5	Kevin Rempel	0	0	0	0
7	Marc Dorion	0	0	0	0
8	Tyler McGregor	0	0	0	0
10	Ben Delaney	0	0	0	0
11	Adam Dixon	1	1	0	1
12	Greg Westlake	0	0	0	0
14	Steve Arsenault	0	0	0	0
15	Steve Sorley	0	0	0	0
18	Billy Bridges	2	1	0	0
20	Bryan Sholomicki	0	0	0	0
23	Kieran Block	0	0	2	0
27	Brad Bowden	0	1	0	0
Totals:		3	3	4	0

Goalies

#	Name	Min	Sh	Sv	Dec
1	Dominic Larocque	0:00	0	0	0
30	Corbin Watson	45:00	12	10	WIN
Totals:		45:00	12	10	0

Coaches

#	Name	Signature
	Ken Babey	

1st Period -- Scoring: Russia - Volkov Goal (power play) (Kuznetsov, Lisov) 13:24. Penalties: Block, Canada (Holding, Minor, 2 min) 12:02. Goalie Changes: None.

2nd Period -- Scoring: Canada - Bridges Goal (even strength) 8:45; Canada - Bridges Goal (power play) (Dixon) 14:14. Penalties: Terentyev, Russia (Interference, Minor, 2 min) 13:48; Terentyev, Russia (Holding, Minor, 2 min) 14:21. Goalie Changes: None.


3rd Period -- Scoring: Canada - Dixon Goal (power play) (Bowden, Bridges) 0:17; Russia - Varlakov Goal (power play) (Volkov) 8:13. Penalties: , Canada (Too Many Men on the Ice, Minor, 2 min) 7:28. Goalie Changes: Empty Net, Russia 14:33.

Statistics Powered by


SPORT:NGIN

 SKATER STATS


#	NAME	G	A	PTS	SOG	PPG	SH	PEN	PIM	FOW	FOL	GW
2	Aleksei Lysov	0	0	0	0	0	0	0	0	0	0	0
4	Alexander Pulin	0	0	0	0	0	0	0	0	0	0	0
5	Vasilii Varlakov	1	0	1	2	1	0	0	0	1	5	0
6	Vladimir Litvinenko	0	0	0	1	0	0	0	0	0	0	0
7	Sergei Panfilov	0	0	0	2	0	0	0	0	0	0	0
8	Dmitrii Lisov	0	1	1	2	0	0	0	0	0	1	0
10	Andrey Sokolov	0	0	0	0	0	0	0	0	1	2	0
11	Alexey Amosov	0	0	0	0	0	0	0	0	0	8	0
14	Maxim Kuzminykh	0	0	0	0	0	0	0	0	0	0	0
17	Vadim Selyukin	0	0	0	2	0	0	0	0	0	0	0
19	Ivan Kuznetsov	0	1	1	0	0	0	0	0	0	0	0
22	Nikolay Terentyev	0	0	0	0	0	0	2	4	0	2	0
23	Ilya Volkov	1	1	2	3	1	0	0	0	8	18	0
TEAM TOTALS		2	3	5	12	2	0	2	4	10	36	0

 SKATER STATS













#	NAME	G	A	PTS	SOG	PPG	SH	PEN	PIM	FOW	FOL	GW
4	Derek Whitson	0	0	0	1	0	0	0	0	0	0	0
5	Kevin Rempel	0	0	0	0	0	0	0	0	1	0	0
7	Marc Dorion	0	0	0	0	0	0	0	0	3	2	0
8	Tyler McGregor	0	0	0	0	0	0	0	0	1	0	0
10	Ben Delaney	0	0	0	0	0	0	0	0	0	0	0
11	Adam Dixon	1	1	2	2	1	0	0	0	0	0	1
12	Greg Westlake	0	0	0	0	0	0	0	0	1	0	0
14	Steve Arsenault	0	0	0	0	0	0	0	0	0	0	0
15	Kevin Sorley	0	0	0	0	0	0	0	0	0	0	0
18	Billy Bridges	2	1	3	4	1	0	0	0	26	7	0
20	Bryan Sholomicki	0	0	0	1	0	0	0	0	0	0	0
23	Kieran Block	0	0	0	1	0	0	1	2	4	1	0
27	Brad Bowden	0	1	1	3	0	0	0	0	0	0	0
TEAM TOTALS		3	3	6	12	2	0	2	4	36	10	0










 GOALIE STATS

#	NAME	MIN	W	L	SOL	SOG	SV	GA	GAA	SV%	SO
1	Evgenii Plotnikov	44:33	0	1	0	12	9	3	3.03	.750	0
20	Andrei Kasatkin	0:00	0	0	0	0	0	0	0.00	.000	0
	Unattributed	0:27	0	0	0	0	0	0	0.00	.000	0
TEAM TOTALS		45:00	0	1	0	12	9	3	3.00	.750	0

 GOALIE STATS

#	NAME	MIN	W	L	SOL	SOG	SV	GA	GAA	SV%	SO
1	Dominic Larocque	0:00	0	0	0	0	0	0	0.00	.000	0
30	Corbin Watson	45:00	1	0	0	12	10	2	2.00	.833	0
TEAM TOTALS		45:00	1	0	0	12	10	2	2.00	.833	0

SKATER STATS			
Goals		2	3
Assists		3	3
Points		5	6
Shots on Goal		12	12
Power Play Goals		2	2
Short Handed Goals Scored		0	0
Penalties		2	2
Penalty Minutes		4	4
Faceoffs Won		10	36
Faceoffs Lost		36	10

GOALIE STATS			
Minutes		45:00	45:00
Shots on Goal		12	12
Saves		9	10
Goals Against		3	2
Goals Against Average		3.00	2.00
Save Percentage		.750	.833
Shut Outs		0	0

TEAM STATS			
Power Plays		2	2
Power Play Percentage		100.0	100.0
Penalty Kills		2	2
Power Play Goals Allowed		2	2
Penalty Kill Percentage		0.0	0.0

2015 IPC Ice Sledge Hockey Worlds , Playoffs



Norway

0

	1	2	3	T
Norway	0	0	0	0
USA	2	3	1	6



USA

6

FINAL +

Date: May 01, 2015

Time: 8:00 PM EDT

Location: HARBORCENTER

Status: Final

Attendance: 906

Referee Kevin Webinger

Linesman Sergey Yudakov, Sergey Yudakov, Matt Fergenbaum

Shots on Goal

Team	1	2	3	Total
Norway	3	3	1	7
USA	11	13	5	29

Power Plays

Team	PP	PIM
Norway	0-1	8
USA	2-4	2

1st Period Summary

Time	Team	Scoring Detail	Score
8:56	USA	Declan Farmer Goal (power play) Assists: Brody Roybal	Norway 0 - USA 1
10:24	USA	Joshua Sweeney Goal (even strength) Assists: Billy Hanning Jr , Luke McDermott	Norway 0 - USA 2
Time	Team	Penalty Detail	
6:59	Norway	Rolf Einar Pedersen: Roughing - Minor (2:00)	

2nd Period Summary

Time	Team	Scoring Detail	Score
2:53	USA	Paul Schaus Goal (even strength) Assists: Joshua Sweeney	Norway 0 - USA 3
9:15	USA	Joshua Misiewicz Goal (even strength) Assists: Adam Page	Norway 0 - USA 4
14:59	USA	Adam Page Goal (even strength) Assists: Tyler Carron , Nikko Landeros	Norway 0 - USA 5
Time	Team	Penalty Detail	
4:56	USA	Tyler Carron: Roughing - Minor (2:00)	
12:41	Norway	Loyd-Remi Pallander Solberg: Teeing - Minor (2:00)	

3rd Period Summary

Time	Team	Scoring Detail	Score
0:46	USA	Adam Page Goal (power play) Assists: Joshua Misiewicz , Daniel McCoy	Norway 0 - USA 6
Time	Team	Penalty Detail	
0:28	Norway	Thomas Jacobsen: Handling the Puck - Minor (2:00)	
5:51	Norway	Morten Vaernes: Boarding - Minor (2:00)	



Norway

Skaters

#	Name	G	A	PIM	GWG
3	Rolf Einar Pedersen	0	0	2	0
6	Emil Kirstistuen	0	0	0	0
8	Stig Tore Svee	0	0	0	0
9	Morten Vaernes	0	0	2	0
10	Tor Joakim Rivera	0	0	0	0
12	Magnus Bogle	0	0	0	0
15	Emil Sorheim	0	0	0	0
16	Knut Andre Nordstoga	0	0	0	0
17	Loyd-Remi Pallander Solberg	0	0	2	0
20	Martin Hamre	0	0	0	0
22	Audun Bakke	0	0	0	0
23	Jan Roger Klakegg	0	0	0	0
24	Thommas Avdal	0	0	0	0
65	Thomas Jacobsen	0	0	2	0
Totals:		0	0	8	0

Goalies

#	Name	Min	Sh	Sv	Dec
1	Roger Johansen	0:00	0	0	0
18	Kjell Christian Hamar	45:00	29	23	LOSS
Totals:		45:00	29	23	0

Coaches

#	Name	Signature
	Espen Hegde	



USA

Skaters

#	Name	G	A	PIM	GWG
4	Brody Roybal	0	1	0	0
5	Billy Hanning Jr	0	1	0	0
6	Luke McDermott	0	1	0	0
11	Tyler Carron	0	1	2	0
13	Joshua Sweeney	1	1	0	0
14	Daniel McCoy	0	1	0	0
15	Nikko Landeros	0	1	0	0
16	Declan Farmer	1	0	0	1
19	Kevin McKee	0	0	0	0
20	Adam Page	2	1	0	0
24	Joshua Misiewicz	1	1	0	0
27	Joshua Pauls	0	0	0	0
28	Paul Schaus	1	0	0	0
Totals:		6	9	2	0

Goalies

#	Name	Min	Sh	Sv	Dec
30	Kyle Huckaby	15:00	1	1	0
34	Steve Cash	30:00	6	6	WIN
Totals:		45:00	7	7	0

Coaches

#	Name	Signature
	Jeff Sauer	


1st Period -- Scoring: USA - Farmer Goal (power play) (Roybal) 8:56; USA - Sweeney Goal (even strength) (Hanning Jr, McDermott) 10:24. Penalties: Pedersen, Norway (Roughing, Minor, 2 min) 6:59. Goalie Changes: None.

2nd Period-- Scoring: USA - Schaus Goal (even strength) (Sweeney) 2:53; USA - Misiewicz Goal (even strength) (Page) 9:15; USA - Page Goal (even strength) (Carron, Landeros) 14:59. Penalties: Carron, USA (Roughing, Minor, 2 min) 4:56; Solberg, Norway (Teeing, Minor, 2 min) 12:41. Goalie Changes: None.


3rd Period-- Scoring: USA - Page Goal (power play) (Misiewicz, McCoy) 0:46. Penalties: Jacobsen, Norway (Handling the Puck, Minor, 2 min) 0:28; Vaernes, Norway (Boarding, Minor, 2 min) 5:51. Goalie Changes: Huckaby, USA 0:00.

Statistics Powered by

SPORT:NGIN

 SKATER STATS

◆ #	◆ NAME	◆ G	◆ A	◆ PTS	◆ SOG	◆ PPG	◆ SH	◆ PEN	◆ PIM	◆ FOW	◆ FOL	◆ GW
3	Rolf Einar Pedersen	0	0	0	1	0	0	1	2	11	5	0
6	Emil Kirststuen	0	0	0	0	0	0	0	0	0	0	0
8	Stig Tore Svee	0	0	0	0	0	0	0	0	2	2	0
9	Morten Vaernes	0	0	0	0	0	0	1	2	0	1	0
10	Tor Joakim Rivera	0	0	0	1	0	0	0	0	0	0	0
12	Magnus Bogle	0	0	0	0	0	0	0	0	11	9	0
15	Emil Sorheim	0	0	0	1	0	0	0	0	0	0	0
16	Knut Andre Nordstoga	0	0	0	0	0	0	0	0	0	0	0
17	Loyd-Remi Pallander Solberg	0	0	0	1	0	0	1	2	1	0	0
20	Martin Hamre	0	0	0	0	0	0	0	0	0	0	0
22	Audun Bakke	0	0	0	1	0	0	0	0	0	0	0
23	Jan Roger Klakegg	0	0	0	0	0	0	0	0	0	0	0
24	Thomas Avdal	0	0	0	0	0	0	0	0	0	0	0
65	Thomas Jacobsen	0	0	0	2	0	0	1	2	3	1	0
TEAM TOTALS		0	0	0	7	0	0	4	8	28	18	0

 SKATER STATS













◆ #	◆ NAME	◆ G	◆ A	◆ PTS	◆ SOG	◆ PPG	◆ SH	◆ PEN	◆ PIM	◆ FOW	◆ FOL	◆ GW
4	Brody Roybal	0	1	1	1	0	0	0	0	0	0	0
5	Billy Hanning Jr	0	1	1	2	0	0	0	0	0	0	0
6	Luke McDermott	0	1	1	2	0	0	0	0	6	3	0
11	Tyler Carron	0	1	1	0	0	0	1	2	0	0	0
13	Joshua Sweeney	1	1	2	4	0	0	0	0	0	1	0
14	Daniel McCoy	0	1	1	0	0	0	0	0	0	0	0
15	Nikko Landeros	0	1	1	2	0	0	0	0	0	1	0
16	Declan Farmer	1	0	1	3	1	0	0	0	6	10	1
19	Kevin McKee	0	0	0	1	0	0	0	0	0	0	0
20	Adam Page	2	1	3	5	1	0	0	0	0	0	0
24	Joshua Misiewicz	1	1	2	3	0	0	0	0	6	13	0
27	Joshua Pauls	0	0	0	3	0	0	0	0	0	0	0
28	Paul Schaus	1	0	1	2	0	0	0	0	0	0	0
TEAM TOTALS		6	9	15	29	2	0	1	2	18	28	0










 GOALIE STATS








◆ #	◆ NAME	◆ MIN	◆ W	◆ L	◆ SOL	◆ SOG	◆ SV	◆ GA	◆ GAA	◆ SV%	◆ SO
1	Roger Johansen	0:00	0	0	0	0	0	0	0.00	.000	0
18	Kjell Christian Hamar	45:00	0	1	0	29	23	6	6.00	.793	0
TEAM TOTALS		45:00	0	1	0	29	23	6	6.00	.793	0

 GOALIE STATS









◆ #	◆ NAME	◆ MIN	◆ W	◆ L	◆ SOL	◆ SOG	◆ SV	◆ GA	◆ GAA	◆ SV%	◆ SO
30	Kyle Huckaby	15:00	0	0	0	1	1	0	0.00	1.000	0
34	Steve Cash	30:00	1	0	0	6	6	0	0.00	1.000	0
TEAM TOTALS		45:00	1	0	0	7	7	0	0.00	1.000	1

SKATER STATS			
Goals		0	6
Assists		0	9
Points		0	15
Shots on Goal		7	29
Power Play Goals		0	2
Short Handed Goals Scored		0	0
Penalties		4	1
Penalty Minutes		8	2
Faceoffs Won		28	18
Faceoffs Lost		18	28

GOALIE STATS			
Minutes		45:00	45:00
Shots on Goal		29	7
Saves		23	7
Goals Against		6	0
Goals Against Average		6.00	0.00
Save Percentage		.793	1.000
Shut Outs		0	1

TEAM STATS			
Power Plays		1	4
Power Play Percentage		0.0	50.0
Penalty Kills		4	1
Power Play Goals Allowed		2	0
Penalty Kill Percentage		50.0	100.0

2015 IPC Ice Sledge Hockey Worlds , 2015 Tournament

 Italy 4	<table style="width: 100%; border-collapse: collapse;"> <thead> <tr> <th style="width: 15%;"></th> <th style="width: 15%;">1</th> <th style="width: 15%;">2</th> <th style="width: 15%;">3</th> <th style="width: 15%;">T</th> </tr> </thead> <tbody> <tr> <td style="text-align: center;"> Italy</td> <td style="text-align: center;">2</td> <td style="text-align: center;">2</td> <td style="text-align: center;">0</td> <td style="text-align: center;">4</td> </tr> <tr> <td style="text-align: center;"> Germany</td> <td style="text-align: center;">0</td> <td style="text-align: center;">1</td> <td style="text-align: center;">1</td> <td style="text-align: center;">2</td> </tr> </tbody> </table>		1	2	3	T	 Italy	2	2	0	4	 Germany	0	1	1	2	 Germany 2
	1	2	3	T													
 Italy	2	2	0	4													
 Germany	0	1	1	2													

FINAL +

Date: May 02, 2015
 Time: 8:00 PM EDT
 Location: HARBORCENTER - Buffalo, N.Y.
 Status: Final
 Referee Kyle Allen
 Linesman Remi Aasum, Mike Harrington

Shots on Goal

Team	1	2	3	Total
Italy	5	10	4	19
Germany	4	5	5	14

Power Plays

Team	PP	PIM
Italy	0-3	14
Germany	0-5	10

1st Period Summary

Time	Team	Scoring Detail	Score
13:09	Italy	Valerio Corvino Goal (even strength) Assists: Werner Winkler , Florian Planker	Italy 1 - GER 0
13:18	Italy	Andrea Macri Goal (even strength) Assists: Florian Planker , Gregory Brian Alexis Leperdi	Italy 2 - GER 0
Time	Team	Penalty Detail	
2:18	Italy	Valerio Corvino: Teeing - Minor (2:00)	
13:51	Germany	Bas Disveld: Roughing - Minor (2:00)	
13:51	Italy	Werner Winkler: Roughing - Double Minor (4:00)	
13:51	Germany	Christian Pilz: Roughing - Minor (2:00)	

2nd Period Summary

Time	Team	Scoring Detail	Score
1:15	Germany	Joerg Wedde Goal (even strength)	Italy 2 - GER 1
13:44	Italy	Gregory Brian Alexis Leperdi Goal (even strength) Assists: Andrea Macri	Italy 3 - GER 1
14:20	Italy	Gianluigi Rosa Goal (even strength) Assists: Valerio Corvino	Italy 4 - GER 1
Time	Team	Penalty Detail	
5:37	Germany	Felix Schrader: Teeing - Minor (2:00)	
5:41	Germany	Bernhard Hering: Holding - Minor (2:00)	
10:44	Italy	Florian Planker: Teeing - Minor (2:00)	
11:23	Italy	Gianluigi Rosa: Teeing - Minor (2:00)	

3rd Period Summary

Time	Team	Scoring Detail	Score
1:34	Germany	Felix Schrader Goal (even strength)	Italy 4 - GER 2
Time	Team	Penalty Detail	
2:35	Italy	Valerio Corvino: Holding - Minor (2:00)	
10:37	Italy	Valerio Corvino: Goaltender Interference - Minor (2:00)	
15:00	Germany	Christian Pilz: Roughing - Minor (2:00)	



Italy

Skaters

#	Name	G	A	PIM	GWG
3	Gianluigi Rosa	1	0	2	0
5	Florian Planker	0	2	2	0
7	Werner Winkler	0	1	4	0
8	Roberto Radice	0	0	0	0
9	Sandro Kalegaris	0	0	0	0
11	Nils Larch	0	0	0	0
14	Bruno Balossetti	0	0	0	0
16	Andrea Chiarotti	0	0	0	0
18	Andrea Macri	1	1	0	0
62	Christoph Depaoli	0	0	0	0
68	Valerio Corvino	1	1	6	0
73	Gregory Brian Alexis Leperdi	1	1	0	1
Totals:		4	6	14	0

Goalies

#	Name	Min	Sh	Sv	Dec
1	Santino Stillitano	0:00	0	0	0
15	Gabriele Araudo	45:00	14	12	WIN
Totals:		45:00	14	12	0

Coaches

#	Name	Signature
	Massimo Da Rin de Lorenzo	



Germany

Skaters

#	Name	G	A	PIM	GWG
3	Bas Disveld	0	0	2	0
8	Frank Rennhack	0	0	0	0
11	Jacob Wolff	0	0	0	0
12	Christian Jaster	0	0	0	0
33	Ingo Kuhl- Lauenstein	0	0	0	0
43	Bernhard Hering	0	0	2	0
52	Robert Pabst	0	0	0	0
55	Sven Stumpe	0	0	0	0
69	Lucas Sklorz	0	0	0	0
77	Joerg Wedde	1	0	0	0
83	Christian Pilz	0	0	4	0
87	Felix Schrader	1	0	2	0
Totals:		2	0	10	0

Goalies

#	Name	Min	Sh	Sv	Dec
15	Klaus Brzoska	0:00	0	0	0
47	Simon Kunst	45:00	19	15	LOSS
Totals:		45:00	19	15	0

Coaches

#	Name	Signature
	Andreas Pokorny	

1st Period -- Scoring: Italy - Corvino Goal (even strength) (Winkler, Planker) 13:09; Italy - Macri Goal (even strength) (Planker, Leperdi) 13:18. Penalties: Corvino, Italy (Teeing, Minor, 2 min) 2:18; Disveld, GER (Roughing, Minor, 2 min) 13:51; Winkler, Italy (Roughing, Double Minor, 4 min) 13:51; Pilz, GER (Roughing, Minor, 2 min) 13:51. Goalie Changes: None.

2nd Period -- Scoring: GER - Wedde Goal (even strength) 1:15; Italy - Leperdi Goal (even strength) (Macri) 13:44; Italy - Rosa Goal (even strength) (Corvino) 14:20. Penalties: Schrader, GER (Teeing, Minor, 2 min) 5:37; Hering, GER (Holding, Minor, 2 min) 5:41; Planker, Italy (Teeing, Minor, 2 min) 10:44; Rosa, Italy (Teeing, Minor, 2 min) 11:23. Goalie Changes: None.

3rd Period -- Scoring: GER - Schrader Goal (even strength) 1:34. Penalties: Corvino, Italy (Holding, Minor, 2 min) 2:35; Corvino, Italy (Goaltender Interference, Minor, 2 min) 10:37; Pilz, GER (Roughing, Minor, 2 min) 15:00. Goalie Changes: None.

Statistics Powered by



SKATER STATS

#	NAME	G	A	PTS	SOG	PPG	SH	PEN	PIM	FOW	FOL	GW
3	Gianluigi Rosa	1	0	1	7	0	0	1	2	0	0	0
5	Florian Planker	0	2	2	2	0	0	1	2	8	7	0
7	Werner Winkler	0	1	1	0	0	0	1	4	2	5	0
8	Roberto Radice	0	0	0	0	0	0	0	0	0	0	0
9	Sandro Kalegaris	0	0	0	3	0	0	0	0	0	0	0
11	Nils Larch	0	0	0	1	0	0	0	0	0	0	0
14	Bruno Balossetti	0	0	0	0	0	0	0	0	0	0	0
16	Andrea Chiarotti	0	0	0	0	0	0	0	0	0	0	0
18	Andrea Macri	1	1	2	2	0	0	0	0	0	0	0
62	Christoph Depaoli	0	0	0	0	0	0	0	0	1	0	0
68	Valerio Corvino	1	1	2	2	0	0	3	6	0	0	0
73	Gregory Brian Alexis Leperdi	1	1	2	2	0	0	0	0	6	8	1
TEAM TOTALS		4	6	10	19	0	0	6	14	17	20	0

SKATER STATS

#	NAME	G	A	PTS	SOG	PPG	SH	PEN	PIM	FOW	FOL	GW
3	Bas Disveld	0	0	0	2	0	0	1	2	11	12	0
8	Frank Rennhack	0	0	0	2	0	0	0	0	0	0	0
11	Jacob Wolff	0	0	0	0	0	0	0	0	0	0	0
12	Christian Jaster	0	0	0	0	0	0	0	0	0	0	0
33	Ingo Kuhli-Lauenstein	0	0	0	0	0	0	0	0	0	0	0
43	Bernhard Hering	0	0	0	1	0	0	1	2	9	4	0
52	Robert Pabst	0	0	0	3	0	0	0	0	0	0	0
55	Sven Stumpe	0	0	0	2	0	0	0	0	0	0	0
69	Lucas Sklorz	0	0	0	0	0	0	0	0	0	0	0
77	Joerg Wedde	1	0	1	1	0	0	0	0	0	1	0
83	Christian Pilz	0	0	0	0	0	0	2	4	0	0	0
87	Felix Schrader	1	0	1	3	0	0	1	2	0	0	0
TEAM TOTALS		2	0	2	14	0	0	5	10	20	17	0

GOALIE STATS

#	NAME	MIN	W	L	SOL	SOG	SV	GA	GAA	SV%	SO
1	Santino Stillitano	0:00	0	0	0	0	0	0	0.00	.000	0
15	Gabriele Araudo	45:00	1	0	0	14	12	2	2.00	.857	0
TEAM TOTALS		45:00	1	0	0	14	12	2	2.00	.857	0

GOALIE STATS

#	NAME	MIN	W	L	SOL	SOG	SV	GA	GAA	SV%	SO
15	Klaus Brzoska	0:00	0	0	0	0	0	0	0.00	.000	0
47	Simon Kunst	45:00	0	1	0	19	15	4	4.00	.789	0
TEAM TOTALS		45:00	0	1	0	19	15	4	4.00	.789	0

SKATER STATS



Goals		4	2
Assists		6	0
Points		10	2
Shots on Goal		19	14
Power Play Goals		0	0
Short Handed Goals Scored		0	0
Penalties		6	5
Penalty Minutes		14	10
Faceoffs Won		17	20
Faceoffs Lost		20	17

GOALIE STATS



Minutes		45:00	45:00
Shots on Goal		14	19
Saves		12	15
Goals Against		2	4
Goals Against Average		2.00	4.00
Save Percentage		.857	.789
Shut Outs		0	0

TEAM STATS



Power Plays		3	5
Power Play Percentage		0.0	0.0
Penalty Kills		5	3
Power Play Goals Allowed		0	0
Penalty Kill Percentage		100.0	100.0

2015 IPC Ice Sledge Hockey Worlds , 2015 Tournament



Japan

1

	1	2	3	T
Japan	0	0	1	1
Czech Republic	4	0	1	5



Czech Republic

5

FINAL →

Date: May 02, 2015
 Time: 4:30 PM EDT
 Location: HARBORCENTER
 Status: Final

Shots on Goal

Team	1	2	3	Total
Japan	2	1	3	6
Czech Republic	8	8	5	21

Power Plays

Team	PP	PIM
Japan	1-6	8
Czech Republic	1-4	12

1st Period Summary

Time	Team	Scoring Detail	Score
5:07	Czech Republic	Zdenek Krupicka Goal (even strength) Assists: Pavel Kubes	Japan 0 - Czech 1
7:15	Czech Republic	Pavel Kubes Goal (even strength) Assists: Zdenek Krupicka	Japan 0 - Czech 2
8:08	Czech Republic	Jiri Berger Goal (even strength) Assists: Zdenek Hahl , Zdenek Safranek	Japan 0 - Czech 3
13:18	Czech Republic	Jiri Berger Goal (even strength) Assists: Zdenek Safranek	Japan 0 - Czech 4
Time	Team	Penalty Detail	
2:19	Japan	Yoshihiro Shioya: Teeing - Minor (2:00)	

2nd Period Summary

Time	Team	Scoring Detail	Score
Time	Team	Penalty Detail	
3:05	Japan	Masaharu Kumagai: Teeing - Minor (2:00)	
4:51	Japan	Toshiyuki Nakamura: Slashing - Minor (2:00)	
6:28	Czech Republic	(served by Zdenek Safranek): Too Many Men on the Ice - Minor (2:00)	
13:29	Czech Republic	Zdenek Hahl: Holding - Minor (2:00)	

3rd Period Summary

Time	Team	Scoring Detail	Score
5:42	Czech Republic	Pavel Kubes Goal (power play) Assists: Jiri Raul	Japan 0 - Czech 5
6:50	Japan	Kazuhiro Takahashi Goal (power play) Assists: Masaharu Kumagai	Japan 1 - Czech 5
Time	Team	Penalty Detail	
1:01	Czech Republic	Jiri Berger: Interference - Minor (2:00)	
4:58	Japan	Yoshihiro Shioya: Roughing - Minor (2:00)	
6:26	Czech Republic	Jiri Berger: Roughing - Minor (2:00)	
7:49	Czech Republic	Michal Geier: Teeing - Minor (2:00)	
10:05	Czech Republic	Michal Geier: Boarding - Minor (2:00)	



Japan

Skaters

#	Name	G	A	PIM	GWG
6	Wataru Horie	0	0	0	0
13	Mamoru Yoshikawa	0	0	0	0
16	Taimei Shiba	0	0	0	0
18	Toshiyuki Nakamura	0	0	2	0
24	Satoru Sudo	0	0	0	0
25	Eiji Misawa	0	0	0	0
29	Tomohiko Maruo	0	0	0	0
33	Hideaki Ishii	0	0	0	0
36	Susumu Hirose	0	0	0	0
40	Yoshihiro Shioya	0	0	4	0
55	Kazuhiro Takahashi	1	0	0	0
70	Nao Kodama	0	0	0	0
96	Masaharu Kumagai	0	1	2	0
Totals:		1	1	8	0

Goalies

#	Name	Min	Sh	Sv	Dec
30	Kazuya Mochizuki	30:42	13	12	0
39	Mitsuru Nagase	14:18	8	4	LOSS
Totals:		45:00	21	16	0

Coaches

#	Name	Signature
	Kojin Nakakita	

1st Period -- Scoring: Czech - Krupicka Goal (even strength) (Kubes) 5:07; Czech - Kubes Goal (even strength) (Krupicka) 7:15; Czech - Berger Goal (even strength) (Habl, Safranek) 8:08; Czech - Berger Goal (even strength) (Safranek) 13:18. Penalties: Shioya, Japan (Teeing, Minor, 2 min) 2:19. Goalie Changes: Mochizuki, Japan 14:18.

2nd Period-- Scoring: None. Penalties: Kumagai, Japan (Teeing, Minor, 2 min) 3:05; Nakamura, Japan (Slashing, Minor, 2 min) 4:51; , Czech (Too Many Men on the Ice, Minor, 2 min) 6:28; Habl, Czech (Holding, Minor, 2 min) 13:29. Goalie Changes: Matousek, Czech 8:49.

3rd Period-- Scoring: Czech - Kubes Goal (power play) (Raul) 5:42; Japan - Takahashi Goal (power play) (Kumagai) 6:50. Penalties: Berger, Czech (Interference, Minor, 2 min) 1:01; Shioya, Japan (Roughing, Minor, 2 min) 4:58; Berger, Czech (Roughing, Minor, 2 min) 6:26; Geier, Czech (Teeing, Minor, 2 min) 7:49; Geier, Czech (Boarding, Minor, 2 min) 10:05. Goalie Changes: None.

Statistics Powered by

SPORT:NGIN



Czech Republic

Skaters

#	Name	G	A	PIM	GWG
7	David Motycka	0	0	0	0
10	Jiri Berger	2	0	4	0
15	Martin Novak	0	0	0	0
24	Zdenek Safranek	0	2	0	0
29	Pavel Kubes	2	1	0	1
65	Miroslav Hrbek	0	0	0	0
74	Michal Geier	0	0	4	0
75	Jiri Raul	0	1	0	0
77	David Palat	0	0	0	0
82	Zdenek Habl	0	1	2	0
96	Zdenek Krupicka	1	1	0	0
Totals:		5	6	12	0

Goalies

#	Name	Min	Sh	Sv	Dec
6	Michal Vapenka	23:49	2	2	WIN
17	Jan Matousek	21:11	4	3	0
Totals:		45:00	6	5	0

Coaches

#	Name	Signature
	Jiri Briza	

SKATER STATS

#	NAME	G	A	PTS	SOG	PPG	SH	PEN	PIM	FOW	FOL	GW
6	Wataru Horie	0	0	0	1	0	0	0	0	0	0	0
13	Mamoru Yoshikawa	0	0	0	0	0	0	0	0	0	0	0
16	Taimei Shiba	0	0	0	0	0	0	0	0	0	0	0
18	Toshiyuki Nakamura	0	0	0	0	0	0	1	2	4	7	0
24	Satoru Sudo	0	0	0	2	0	0	0	0	0	0	0
25	Eiji Misawa	0	0	0	1	0	0	0	0	0	1	0
29	Tomohiko Maruo	0	0	0	0	0	0	0	0	0	0	0
33	Hideaki Ishii	0	0	0	0	0	0	0	0	1	1	0
36	Susumu Hirose	0	0	0	1	0	0	0	0	1	0	0
40	Yoshihiro Shioya	0	0	0	0	0	0	2	4	0	0	0
55	Kazuhiro Takahashi	1	0	1	1	1	0	0	0	20	10	0
70	Nao Kodama	0	0	0	0	0	0	0	0	0	0	0
96	Masaharu Kumagai	0	1	1	0	0	0	1	2	0	0	0
TEAM TOTALS		1	1	2	6	1	0	4	8	26	19	0

SKATER STATS

#	NAME	G	A	PTS	SOG	PPG	SH	PEN	PIM	FOW	FOL	GW
7	David Motycka	0	0	0	0	0	0	0	0	1	1	0
10	Jiri Berger	2	0	2	2	0	0	2	4	0	0	0
15	Martin Novak	0	0	0	0	0	0	0	0	7	5	0
24	Zdenek Safranek	0	2	2	1	0	0	0	0	2	0	0
29	Pavel Kubes	2	1	3	3	1	0	0	0	0	0	1
65	Miroslav Hrbek	0	0	0	0	0	0	0	0	0	0	0
74	Michal Geier	0	0	0	2	0	0	2	4	0	0	0
75	Jiri Raul	0	1	1	3	0	0	0	0	1	8	0
77	David Palat	0	0	0	1	0	0	0	0	0	0	0
82	Zdenek Habl	0	1	1	1	0	0	1	2	8	11	0
96	Zdenek Krupicka	1	1	2	4	0	0	0	0	0	1	0
TEAM TOTALS		5	6	11	21	1	0	6	12	19	26	0

GOALIE STATS

#	NAME	MIN	W	L	SOL	SOG	SV	GA	GAA	SV %	SO
30	Kazuya Mochizuki	30:42	0	0	0	13	12	1	1.47	.923	0
39	Mitsuru Nagase	14:18	0	1	0	8	4	4	12.59	.500	0
TEAM TOTALS		45:00	0	1	0	21	16	5	5.00	.762	0

GOALIE STATS

#	NAME	MIN	W	L	SOL	SOG	SV	GA	GAA	SV %	SO
6	Michal Vapenka	23:49	1	0	0	2	2	0	0.00	1.000	0
17	Jan Matousek	21:11	0	0	0	4	3	1	2.12	.750	0
TEAM TOTALS		45:00	1	0	0	6	5	1	1.00	.833	0

SKATER STATS


Goals		1	5
Assists		1	6
Points		2	11
Shots on Goal		6	21
Power Play Goals		1	1
Short Handed Goals Scored		0	0
Penalties		4	6
Penalty Minutes		8	12
Faceoffs Won		26	19
Faceoffs Lost		19	26

GOALIE STATS


Minutes		45:00	45:00
Shots on Goal		21	6
Saves		16	5
Goals Against		5	1
Goals Against Average		5.00	1.00
Save Percentage		.762	.833
Shut Outs		0	0

TEAM STATS


Power Plays		6	4
Power Play Percentage		16.7	25.0
Penalty Kills		4	6
Power Play Goals Allowed		1	1
Penalty Kill Percentage		75.0	83.3

2015 IPC Ice Sledge Hockey Worlds , 2015 Tournament



Norway

1

	1	2	3	OT1	T
Norway	0	1	0	0	1
Russia	1	0	0	1	2



Russia

2

FINAL / OT +

Date: May 03, 2015
 Time: 11:00 AM EDT
 Location: HARBORCENTER - Buffalo, N.Y.
 Status: Final/OT
 Referee Kevin Webinger
 Linesman Matt Fergenbaum, Nick Bradshaw

Shots on Goal

Team	1	2	3	OT1	Total
Norway	1	5	2	0	8
Russia	4	3	3	4	14

Power Plays

Team	PP	PIM
Norway	0-1	8
Russia	0-3	4

1st Period Summary

Time	Team	Scoring Detail	Score
	Russia	Sergei Panfilov Goal (even strength) Assists: Dmitrii Lisov , Iliia Volkov	Norway 0 - Russia 1
Time	Team	Penalty Detail	
	Norway	Thomas Jacobsen: Teeing - Minor (2:00)	
	Norway	(served by Martin Hamre): Too Many Men on the Ice - Minor (2:00)	

2nd Period Summary

Time	Team	Scoring Detail	Score
	Norway	Jan Roger Klakegg Goal (even strength) Assists: Thomas Jacobsen	Norway 1 - Russia 1
Time	Team	Penalty Detail	
	Russia	Dmitrii Lisov: Teeing - Minor (2:00)	

3rd Period Summary

Time	Team	Scoring Detail	Score
Time	Team	Penalty Detail	
	Norway	Jan Roger Klakegg: Interference - Minor (2:00)	

OT1 Period Summary

Time	Team	Scoring Detail	Score
6:53	Russia	Iliia Volkov Goal (even strength) Assists: Vasilii Varlakov	Norway 1 - Russia 2
Time	Team	Penalty Detail	
4:13	Norway	Rolf Einar Pedersen: Roughing - Minor (2:00)	
4:13	Russia	Dmitrii Lisov: Roughing - Minor (2:00)	



Norway

Skaters

#	Name	G	A	PIM	GWG
3	Rolf Einar Pedersen	0	0	2	0
6	Emil Kirstistuen	0	0	0	0
8	Stig Tore Svee	0	0	0	0
9	Morten Vaernes	0	0	0	0
10	Tor Joakim Rivera	0	0	0	0
12	Magnus Bogle	0	0	0	0
15	Emil Sorheim	0	0	0	0
16	Knut Andre Nordstoga	0	0	0	0
17	Loyd-Remi Pallander Solberg	0	0	0	0
20	Martin Hamre	0	0	0	0
22	Audun Bakke	0	0	0	0
23	Jan Roger Klakegg	1	0	2	0
24	Thommas Avdal	0	0	0	0
65	Thomas Jacobsen	0	1	2	0
Totals:		1	1	8	0

Goalies

#	Name	Min	Sh	Sv	Dec
1	Roger Johansen	0:00	0	0	0
18	Kjell Christian Hamar	51:53	14	12	LOSS
Totals:		51:53	14	12	0

Coaches

#	Name	Signature
	Espen Hegde	



Russia

Skaters

#	Name	G	A	PIM	GWG
2	Aleksei Lysov	0	0	0	0
3	Ivan Berdnik	0	0	0	0
4	Alexander Pulin	0	0	0	0
5	Vasili Varlakov	0	1	0	0
6	Vladimir Litvinenko	0	0	0	0
7	Sergei Panfilov	1	0	0	0
8	Dmitrii Lisov	0	1	4	0
9	Mikhail Chekmarev	0	0	0	0
10	Andrey Sokolov	0	0	0	0
11	Alexey Amosov	0	0	0	0
14	Maxim Kuzminykh	0	0	0	0
17	Vadim Selyukin	0	0	0	0
19	Ivan Kuznetsov	0	0	0	0
22	Nikolay Terentyev	0	0	0	0
23	Ilia Volkov	1	1	0	1
Totals:		2	3	4	0

Goalies

#	Name	Min	Sh	Sv	Dec
1	Evgenii Plotnikov	51:53	8	7	WIN
20	Andrei Kasatkin	0:00	0	0	0
Totals:		51:53	8	7	0

Coaches

#	Name	Signature
	Sergey Samoylov	

1st Period -- Scoring: Russia - Panfilov Goal (even strength) (Lisov, Volkov) . Penalties: Jacobsen, Norway (Teeing, Minor, 2 min) ; , Norway (Too Many Men on the Ice, Minor, 2 min) . Goalie Changes: None.

2nd Period -- Scoring: Norway - Klakegg Goal (even strength) (Jacobsen) . Penalties: Lisov, Russia (Teeing, Minor, 2 min) . Goalie Changes: None.

3rd Period -- Scoring: None. Penalties: Klakegg, Norway (Interference, Minor, 2 min) . Goalie Changes: None.

OT1 Period -- Scoring: Russia - Volkov Goal (even strength) (Varlakov) 6:53. Penalties: Pedersen, Norway (Roughing, Minor, 2 min) 4:13; Lisov, Russia (Roughing, Minor, 2 min) 4:13. Goalie Changes: None.

Statistics Powered by

SPORTXNGIN

SKATER STATS

#	NAME	G	A	PTS	SOG	PPG	SH	PEN	PIM	FOW	FOL	GW
3	Rolf Einar Pedersen	0	0	0	1	0	0	1	2	9	6	0
6	Emil Kirstistuen	0	0	0	0	0	0	0	0	0	0	0
8	Stig Tore Svee	0	0	0	0	0	0	0	0	0	0	0
9	Morten Vaernes	0	0	0	0	0	0	0	0	2	1	0
10	Tor Joakim Rivera	0	0	0	0	0	0	0	0	0	0	0
12	Magnus Bogle	0	0	0	0	0	0	0	0	6	5	0
15	Emil Sorheim	0	0	0	0	0	0	0	0	0	0	0
16	Knut Andre Nordstoga	0	0	0	0	0	0	0	0	0	0	0
17	Loyd-Remi Pallander Solberg	0	0	0	3	0	0	0	0	0	0	0
20	Martin Hamre	0	0	0	1	0	0	0	0	0	0	0
22	Audun Bakke	0	0	0	0	0	0	0	0	0	0	0
23	Jan Roger Klakegg	1	0	1	3	0	0	1	2	0	0	0
24	Thomas Avdal	0	0	0	0	0	0	0	0	0	0	0
65	Thomas Jacobsen	0	1	1	0	0	0	1	2	1	1	0
TEAM TOTALS		1	1	2	8	0	0	4	8	18	13	0

SKATER STATS













#	NAME	G	A	PTS	SOG	PPG	SH	PEN	PIM	FOW	FOL	GW
2	Aleksei Lysov	0	0	0	0	0	0	0	0	0	0	0
3	Ivan Berdnik	0	0	0	0	0	0	0	0	0	0	0
4	Alexander Pulin	0	0	0	0	0	0	0	0	0	0	0
5	Vasilii Varlakov	0	1	1	3	0	0	0	0	3	3	0
6	Vladimir Litvinenko	0	0	0	0	0	0	0	0	0	0	0
7	Sergei Panfilov	1	0	1	1	0	0	0	0	0	0	0
8	Dmitrii Lisov	0	1	1	2	0	0	2	4	0	0	0
9	Mikhail Chekmarev	0	0	0	0	0	0	0	0	0	0	0
10	Andrey Sokolov	0	0	0	0	0	0	0	0	0	0	0
11	Alexey Amosov	0	0	0	0	0	0	0	0	2	2	0
14	Maxim Kuzminykh	0	0	0	0	0	0	0	0	0	0	0
17	Vadim Selyukin	0	0	0	1	0	0	0	0	0	0	0
19	Ivan Kuznetsov	0	0	0	0	0	0	0	0	0	0	0
22	Nikolay Terentyev	0	0	0	3	0	0	0	0	0	0	0
23	Iliia Volkov	1	1	2	4	0	0	0	0	8	13	1
TEAM TOTALS		2	3	5	14	0	0	2	4	13	18	0










GOALIE STATS








#	NAME	MIN	W	L	SOL	SOG	SV	GA	GAA	SV%	SO
1	Roger Johansen	0:00	0	0	0	0	0	0	0.00	.000	0
18	Kjell Christian Hamar	51:53	0	1	0	14	12	2	1.73	.857	0
TEAM TOTALS		51:53	0	1	0	14	12	2	1.73	.857	0

GOALIE STATS









#	NAME	MIN	W	L	SOL	SOG	SV	GA	GAA	SV%	SO
1	Evgenii Plotnikov	51:53	1	0	0	8	7	1	0.87	.875	0
20	Andrei Kasatkin	0:00	0	0	0	0	0	0	0.00	.000	0
TEAM TOTALS		51:53	1	0	0	8	7	1	0.87	.875	0

SKATER STATS			
Goals		1	2
Assists		1	3
Points		2	5
Shots on Goal		8	14
Power Play Goals		0	0
Short Handed Goals Scored		0	0
Penalties		4	2
Penalty Minutes		8	4
Faceoffs Won		18	13
Faceoffs Lost		13	18

GOALIE STATS			
Minutes		51:53	51:53
Shots on Goal		14	8
Saves		12	7
Goals Against		2	1
Goals Against Average		1.73	0.87
Save Percentage		.857	.875
Shut Outs		0	0

TEAM STATS			
Power Plays		1	3
Power Play Percentage		0.0	0.0
Penalty Kills		3	1
Power Play Goals Allowed		0	0
Penalty Kill Percentage		100.0	100.0

2015 IPC Ice Sledge Hockey Worlds , Playoffs

 Canada 0	<table border="1" style="width: 100%; border-collapse: collapse;"> <thead> <tr> <th style="width: 15%;"></th> <th style="width: 15%;">1</th> <th style="width: 15%;">2</th> <th style="width: 15%;">3</th> <th style="width: 10%;">T</th> </tr> </thead> <tbody> <tr> <td style="text-align: center;"> Canada</td> <td style="text-align: center;">0</td> <td style="text-align: center;">0</td> <td style="text-align: center;">0</td> <td style="text-align: center;">0</td> </tr> <tr> <td style="text-align: center;"> USA</td> <td style="text-align: center;">0</td> <td style="text-align: center;">0</td> <td style="text-align: center;">3</td> <td style="text-align: center;">3</td> </tr> </tbody> </table>		1	2	3	T	 Canada	0	0	0	0	 USA	0	0	3	3	 USA 3
	1	2	3	T													
 Canada	0	0	0	0													
 USA	0	0	3	3													

FINAL +

Date: May 03, 2015
 Time: 2:30 PM EDT
 Location: HARBORCENTER
 Status: Final
 Referee Jonathan Morrison
 Linesman Sergei Yudakov, Andreas London

Shots on Goal

Team	1	2	3	Total
Canada	3	0	5	8
USA	5	8	8	21

Power Plays

Team	PP	PIM
Canada	0-2	4
USA	0-2	4

1st Period Summary

Time	Team	Scoring Detail	Score
Time	Team	Penalty Detail	

2nd Period Summary

Time	Team	Scoring Detail	Score
Time	Team	Penalty Detail	
6:23	Canada	Steve Arsenault: Holding - Minor (2:00)	

3rd Period Summary

Time	Team	Scoring Detail	Score
2:58	USA	Declan Farmer Goal (even strength) Assists: Brody Roybal	Canada 0 - USA 1
7:16	USA	Daniel McCoy Goal (even strength) Assists: Adam Page , Joshua Misiewicz	Canada 0 - USA 2
14:38	USA	Joshua Pauls Goal (even strength, EN) Assists: Brody Roybal	Canada 0 - USA 3
Time	Team	Penalty Detail	
4:08	USA	Nikko Landeros: Hooking - Minor (2:00)	
8:50	Canada	Greg Westlake: Interference - Minor (2:00)	
11:32	USA	Nikko Landeros: Holding - Minor (2:00)	



Canada

Skaters

#	Name	G	A	PIM	GWG
4	Derek Whitson	0	0	0	0
5	Kevin Rempel	0	0	0	0
7	Marc Dorion	0	0	0	0
8	Tyler McGregor	0	0	0	0
10	Ben Delaney	0	0	0	0
11	Adam Dixon	0	0	0	0
12	Greg Westlake	0	0	2	0
14	Steve Arsenault	0	0	2	0
15	Kevin Sorley	0	0	0	0
18	Billy Bridges	0	0	0	0
20	Bryan Sholomicki	0	0	0	0
23	Kieran Block	0	0	0	0
27	Brad Bowden	0	0	0	0
Totals:		0	0	4	0

Goalies

#	Name	Min	Sh	Sv	Dec
1	Dominic Larocque	0:00	0	0	0
30	Corbin Watson	44:00	20	18	LOSS
Totals:		45:00	21	18	0

Coaches

#	Name	Signature
	Ken Babey	



USA

Skaters

#	Name	G	A	PIM	GWG
4	Brody Roybal	0	2	0	0
5	Billy Hanning Jr	0	0	0	0
6	Luke McDermott	0	0	0	0
11	Tyler Carron	0	0	0	0
13	Joshua Sweeney	0	0	0	0
14	Daniel McCoy	1	0	0	0
15	Nikko Landeros	0	0	4	0
16	Declan Farmer	1	0	0	1
19	Kevin McKee	0	0	0	0
20	Adam Page	0	1	0	0
24	Joshua Misiewicz	0	1	0	0
27	Joshua Pauls	1	0	0	0
28	Paul Schaus	0	0	0	0
Totals:		3	4	4	0

Goalies

#	Name	Min	Sh	Sv	Dec
30	Kyle Huckaby	0:00	0	0	0
34	Steve Cash	45:00	8	8	WIN
Totals:		45:00	8	8	0

Coaches

#	Name	Signature
	Jeff Sauer	

1st Period -- Scoring: None. Penalties: None. Goalie Changes: None.

2nd Period -- Scoring: None. Penalties: Arsenault, Canada (Holding, Minor, 2 min) 6:23. Goalie Changes: None.

3rd Period -- Scoring: USA - Farmer Goal (even strength) (Roybal) 2:58; USA - McCoy Goal (even strength) (Page, Misiewicz) 7:16; USA - Pauls Goal (even strength, EN) (Roybal) 14:38. Penalties: Landeros, USA (Hooking, Minor, 2 min) 4:08; Westlake, Canada (Interference, Minor, 2 min) 8:50; Landeros, USA (Holding, Minor, 2 min) 11:32. Goalie Changes: Empty Net, Canada 14:00.

Statistics Powered by



SKATER STATS

◆ #	◆ NAME	◆ G	◆ A	◆ PTS	◆ SOG	◆ PPG	◆ SH	◆ PEN	◆ PIM	◆ FOW	◆ FOL	◆ GW
4	Derek Whitson	0	0	0	0	0	0	0	0	0	0	0
5	Kevin Rempel	0	0	0	0	0	0	0	0	0	0	0
7	Marc Dorion	0	0	0	0	0	0	0	0	1	4	0
8	Tyler McGregor	0	0	0	0	0	0	0	0	3	2	0
10	Ben Delaney	0	0	0	0	0	0	0	0	0	0	0
11	Adam Dixon	0	0	0	2	0	0	0	0	0	0	0
12	Greg Westlake	0	0	0	3	0	0	1	2	0	2	0
14	Steve Arsenault	0	0	0	0	0	0	1	2	0	0	0
15	Kevin Sorley	0	0	0	0	0	0	0	0	0	1	0
18	Billy Bridges	0	0	0	3	0	0	0	0	18	5	0
20	Bryan Sholomicki	0	0	0	0	0	0	0	0	0	0	0
23	Kieran Block	0	0	0	0	0	0	0	0	1	0	0
27	Brad Bowden	0	0	0	0	0	0	0	0	0	0	0
TEAM TOTALS		0	0	0	8	0	0	2	4	23	14	0

SKATER STATS



◆ #	◆ NAME	◆ G	◆ A	◆ PTS	◆ SOG	◆ PPG	◆ SH	◆ PEN	◆ PIM	◆ FOW	◆ FOL	◆ GW
4	Brody Roybal	0	2	2	3	0	0	0	0	0	0	0
5	Billy Hanning Jr	0	0	0	0	0	0	0	0	0	0	0
6	Luke McDermott	0	0	0	0	0	0	0	0	7	5	0
11	Tyler Carron	0	0	0	0	0	0	0	0	0	0	0
13	Joshua Sweeney	0	0	0	0	0	0	0	0	0	1	0
14	Daniel McCoy	1	0	1	2	0	0	0	0	0	0	0
15	Nikko Landeros	0	0	0	6	0	0	2	4	0	1	0
16	Declan Farmer	1	0	1	6	0	0	0	0	7	10	1
19	Kevin McKee	0	0	0	2	0	0	0	0	0	0	0
20	Adam Page	0	1	1	1	0	0	0	0	0	0	0
24	Joshua Misiewicz	0	1	1	0	0	0	0	0	0	5	0
27	Joshua Pauls	1	0	1	1	0	0	0	0	0	1	0
28	Paul Schaus	0	0	0	0	0	0	0	0	0	0	0
TEAM TOTALS		3	4	7	21	0	0	2	4	14	23	0



GOALIE STATS



◆ #	◆ NAME	◆ MIN	◆ W	◆ L	◆ SOL	◆ SOG	◆ SV	◆ GA	◆ GAA	◆ SV %	◆ SO
1	Dominic Larocque	0:00	0	0	0	0	0	0	0.00	.000	0
30	Corbin Watson	44:00	0	1	0	20	18	2	2.05	.900	0
	Unattributed	1:00	0	0	0	0	0	0	0.00	.000	0
TEAM TOTALS		45:00	0	1	0	21	18	3	3.00	.857	0

GOALIE STATS

◆ #	◆ NAME	◆ MIN	◆ W	◆ L	◆ SOL	◆ SOG	◆ SV	◆ GA	◆ GAA	◆ SV %	◆ SO
30	Kyle Huckaby	0:00	0	0	0	0	0	0	0.00	.000	0
34	Steve Cash	45:00	1	0	0	8	8	0	0.00	1.000	1
TEAM TOTALS		45:00	1	0	0	8	8	0	0.00	1.000	1

SKATER STATS			
Goals		0	3
Assists		0	4
Points		0	7
Shots on Goal		8	21
Power Play Goals		0	0
Short Handed Goals Scored		0	0
Penalties		2	2
Penalty Minutes		4	4
Faceoffs Won		23	14
Faceoffs Lost		14	23

GOALIE STATS			
Minutes		45:00	45:00
Shots on Goal		21	8
Saves		18	8
Goals Against		3	0
Goals Against Average		3.00	0.00
Save Percentage		.857	1.000
Shut Outs		0	1

TEAM STATS			
Power Plays		2	2
Power Play Percentage		0.0	0.0
Penalty Kills		2	2
Power Play Goals Allowed		0	0
Penalty Kill Percentage		100.0	100.0