



**2013 IPC ICE SLEDGE HOCKEY  
WORLD CHAMPIONSHIPS A-POOL GOYANG**

**OFFICIAL RESULTS  
BOOK**



**IPC ICE SLEDGE  
HOCKEY**

**COMPETITION SCHEDULE** As of 19 APR 2013

Date	Start Time	Game	Location
SAT 13 APR	9:15	Preliminary Round - Group A, Game 1: USA - SWE	SPART Complex and Park
	12:30	Preliminary Round - Group A, Game 2: CZE - NOR	SPART Complex and Park
	15:45	Preliminary Round - Group B, Game 3: KOR - RUS	SPART Complex and Park
	19:00	Preliminary Round - Group B, Game 4: CAN - ITA	SPART Complex and Park
SUN 14 APR	9:15	Preliminary Round - Group A, Game 5: CZE - SWE	SPART Complex and Park
	12:30	Preliminary Round - Group A, Game 6: USA - NOR	SPART Complex and Park
	15:45	Preliminary Round - Group B, Game 7: CAN - RUS	SPART Complex and Park
	19:00	Preliminary Round - Group B, Game 8: KOR - ITA	SPART Complex and Park
TUE 16 APR	10:45	Preliminary Round - Group B, Game 9: ITA - RUS	SPART Complex and Park
	14:15	Preliminary Round - Group B, Game 10: KOR - CAN	SPART Complex and Park
	17:00	Preliminary Round - Group A, Game 11: NOR - SWE	SPART Complex and Park
	20:00	Preliminary Round - Group A, Game 12: USA - CZE	SPART Complex and Park
WED 17 APR	15:00	Relegation (5-8), Game 13: KOR - NOR	SPART Complex and Park
	18:30	Relegation (5-8), Game 14: ITA - SWE	SPART Complex and Park
THU 18 APR	15:00	Semifinals, Game 15: USA - RUS	SPART Complex and Park
	18:30	Semifinals, Game 16: CAN - CZE	SPART Complex and Park
FRI 19 APR	15:00	Relegation (7-8), Game 17: KOR - SWE	SPART Complex and Park
	18:30	Relegation (5-6), Game 18: NOR - ITA	SPART Complex and Park
SAT 20 APR	13:00	Bronze Medal, Game 19: RUS - CZE	SPART Complex and Park
	16:30	Gold Medal, Game 20: USA - CAN	SPART Complex and Park

**Note:**  
Order of the games with tbd in place of the team match-up will be decided by IPC Ice Sledge Hockey Directorate upon completion of the previous round

**Legend:**  
**Gn** Group A/B rank n      **Ln** Loser of game n      **tbd** To be determined      **Wn** Winner of game n

**TEAM ROSTER** As of 17 APR 2013

**Initial Registration - 11 April 2013**

**CAN - CANADA**

No	Name	Gn	Pos	Date of Birth	Club	Registration
4	WHITSON Derek	M	D			
5	REMPEL Kevin	M	F			
7	DORION Marc	M	F			
8	MCGREGOR Tyler	M	F			
9	GALE Anthony	M	F			
11	DIXON Adam	M	D			
12	WESTLAKE Greg	M	F			
14	ARSENAULT Stephen	M	D			
18	BRIDGES Billy	M	F			
20	LUDWIG Karl	M	F			
22	ST-AMAND Benoit	M	GK			
25	GEMMEL James Hale	M	D			
26	LAROCQUE Dominic	M	F			
27	BOWDEN Bradley	M	F			
29	MURRAY Graeme	M	D			
30	WATSON Corbin	M	GK			

**Total:** 14 players and 2 goalkeepers

**Players replaced between the first Directorate meeting and the start of the tournament**

**Team Officials:**

Function	Name	Citizenship	Date of Birth
	ANTONS Jan	CAN	
	CARBONETTE Tony	CAN	
	DORION Roch	CAN	
	GOODRICH Keegan	CAN	
	GOUTHRO Scott	CAN	
	KISSICK Jamie	CAN	
<b>General Manager</b>	CROCKATT Adam	CAN	
<b>Head Coach</b>	MONDIN Michael	CAN	
<b>Assistant Coach</b>	HUNT Curtis	CAN	

<b>Legend:</b>							
D	Defence	F	Forward	GK	Goalkeeper	Gn	Gender
No	Jersey number	Pos	Position				

**TEAM ROSTER** As of 17 APR 2013

Initial Registration - 11 April 2013

**CZE - CZECH REPUBLIC**

No	Name	Gn	Pos	Date of Birth	Club	Registration
6	VAPENKA Michal	M	GK			
10	BERGER Jiri	M	D			
21	KVOCH Tomas	M	D			
24	SAFRANEK Zdenek	M	F			
26	KLIMA Zdenek	M	D			
29	KUBES Pavel	M	D			
30	FOJTIK Erik	M	F			
64	HULIN Libor	M	GK			
65	HRBEK Miroslav	M	D			
74	GEIER Michal	M	F			
75	RAUL Jiri	M	F			
77	PALAT David	M	F			
82	HABL Zdenek	M	F			
96	KRUPICKA Zdenek	M	F			

Total: 12 players and 2 goalkeepers

Players replaced between the first Directorate meeting and the start of the tournament

Team Officials:

Function	Name	Citizenship	Date of Birth
	BRIZA Jiri	CZE	
	JANKOVIC Karel	CZE	
	KRAKOVICOVA Jaroslava	CZE	
	LOUKOTA Martin	CZE	
	MULLER Miloslav	CZE	
	STRANSKY Pavel	CZE	
<b>General Manager</b>	HAMRLA Vladislav	CZE	
<b>Physiotherapist</b>	SOJDR Radim	CZE	
<b>Physiotherapist</b>	SVENDOVA Milena	CZE	

Legend:							
<b>D</b>	Defence	<b>F</b>	Forward	<b>GK</b>	Goalkeeper	<b>Gn</b>	Gender
<b>No</b>	Jersey number	<b>Pos</b>	Position				



**TEAM ROSTER** As of 17 APR 2013

Initial Registration - 11 April 2013

ITA - ITALY

No	Name	Gn	Pos	Date of Birth	Club	Registration
1	STILLITANO Santino	M	GK			
3	ROSA Gianluigi	M	D			
5	PLANKER Florian	M	F			
6	CAVALIERE Gianluca	M	D			
7	WINKLER Werner	M	F			
8	RADICE Roberto	M	D			
14	BALOSSETTI Bruno	M	D			
15	ARAUDO Gabriele	M	GK			
16	CHIAROTTI Andrea	M	F			
18	MACRI Andrea	M	F			
68	CORVINO Valerio	M	F			
69	CONDELLO Giuseppe	M	D			
73	LEPERDI Gregory	M	F			

Total: 11 players and 2 goalkeepers

Players replaced between the first Directorate meeting and the start of the tournament

Team Officials:

Function	Name	Citizenship	Date of Birth
	BERNARDONI Massimo	ITA	
	MARCHIORATO Gabriele Roberto	ITA	
	MUHR Carlo Johann	ITA	
<b>Head Coach</b>	DA RIN DE LORENZO Massimo	ITA	
<b>Doctor</b>	TONIOLO Giovanni	ITA	
<b>Physiotherapist</b>	BERTAMINI Daniele	ITA	
<b>Physiotherapist</b>	ROSSIGNOLO Fabio	ITA	

Legend:							
<b>D</b>	Defence	<b>F</b>	Forward	<b>GK</b>	Goalkeeper	<b>Gn</b>	Gender
<b>No</b>	Jersey number	<b>Pos</b>	Position				

**TEAM ROSTER** As of 17 APR 2013

**Initial Registration - 11 April 2013**

**KOR - KOREA**

No	Name	Gn	Pos	Date of Birth	Club	Registration
7	SHIN Kyoung Moon	M	F			
10	CHO Young Jae	M	D			
11	CHOI Bae Suk	M	F			
12	KIM Young Sung	M	F			
14	JUNG Seung Hwan	M	F			
20	JANG Dong Shin	M	D			
23	LEE Yong Min	M	F			
26	KIM Dae Jung	M	F			
27	CHO Byeong Seok	M	F			
28	LEE Jong Kyung	M	F			
31	YU Man Gyun	M	GK			
49	LEE Young Min	M	D			
55	JANG Jong Ho	M	F			
68	HAN Min Su	M	D			
74	CHUNG Young Hoon	M	GK			
88	PARK Sang Hyeon	M	F			
90	PARK Woo Chul	M	D			

**Total:** 15 players and 2 goalkeepers

**Players replaced between the first Directorate meeting and the start of the tournament**

**Team Officials:**

Function	Name	Citizenship	Date of Birth
Head Coach	CHUN Jung Kook	KOR	
Head Coach	KIM Jung Ho	KOR	
Head Coach	RA Jae Woong	KOR	
Head Coach	TOH Sung Taek	KOR	
Fitness Coach	KIM Hong Reg	KOR	

Legend:							
D	Defence	F	Forward	GK	Goalkeeper	Gn	Gender
No	Jersey number	Pos	Position				

**TEAM ROSTER** As of 17 APR 2013

Initial Registration - 11 April 2013

NOR - NORWAY

No	Name	Gn	Pos	Date of Birth	Club	Registration
2	BUEN Kristian	M	GK			
3	PEDERSEN Rolf Einar	M	D			
6	KIRSTISTUEN Emil	M	F			
7	HAGEN Eskil	M	D			
8	SVEE Stig Tore	M	D			
9	VAERNES Morten	M	D			
10	RIVERA Tor	M	F			
12	BOGLE Magnus	M	F			
13	ROYNE Kjell Vidal	M	F			
15	SORHEIM Emil	M	F			
16	NORDSTOGA Knut Andre	M	D			
18	HAMAR Kjell Christian	M	GK			
20	HAMRE Martin F.	M	F			
21	AUSTEVOLL Ole Bjarte	M	D			
22	BAKKE Audun	M	F			
23	KLAKEGG Jan Roger	M	F			

Total: 14 players and 2 goalkeepers

Players replaced between the first Directorate meeting and the start of the tournament

Team Officials:

Function	Name	Citizenship	Date of Birth
	JOHANSEN Finn Ove	NOR	
	NYHOLT Kent	NOR	
	SYVERSEN Andre	NOR	
<b>Head Coach</b>	HAGLUND Morten	NOR	
<b>Assistant Coach</b>	DAHLSTROM Frank	NOR	
<b>Assistant Coach</b>	HEGDE Espen	NOR	
<b>Physiotherapist</b>	VIK Iwonka	NOR	

Legend:							
D	Defence	F	Forward	GK	Goalkeeper	Gn	Gender
No	Jersey number	Pos	Position				

**TEAM ROSTER** As of 17 APR 2013

Initial Registration - 11 April 2013

**RUS - RUSSIAN FEDERATION**

No	Name	Gn	Pos	Date of Birth	Club	Registration
1	IVANOV Mikhail	M	GK			
2	LYSOV Aleksei	M	D			
3	PAVLOV Stanislav	M	F			
4	ASTAKHOV Aleksei	M	D			
5	VARLA KOV Vasilii	M	D			
8	LISOV Dmitriy	M	F			
10	TUCHIN Ruslan	M	F			
11	AMOSOV Alexey	M	F			
13	SHIKHOV Konstantin	M	F			
17	SELYUKIN Vadim	M	D			
18	SOKOLOV Andrey	M	F			
19	KUZNETSOV Ivan	M	D			
20	LOBANOV Konstantin	M	GK			
21	PETROV Evgeny	M	F			
22	TERENTYEV Nikolay	M	F			
23	VOLKOV Ilia	M	F			
24	POPOV Ilia	M	D			

**Total:** 15 players and 2 goalkeepers

**Players replaced between the first Directorate meeting and the start of the tournament**

**Team Officials:**

Function	Name	Citizenship	Date of Birth
	AVZALOV Ilgam	RUS	
	KAMENETSKIY Iakov	RUS	
	KOPTEV Andrey	RUS	
	KURCHAKOV Pavel	RUS	
	LARIONOV Alexander	RUS	
	SIMAKIN Mikhail	RUS	
	VINICHENKO Alexey	RUS	
	ZARIK Anatoly	RUS	
<b>Head Coach</b>	SAMOYLOV Sergey	RUS	

<b>Legend:</b>							
D	Defence	F	Forward	GK	Goalkeeper	Gn	Gender
No	Jersey number	Pos	Position				

**TEAM ROSTER** As of 17 APR 2013

Initial Registration - 11 April 2013

SWE - SWEDEN

No	Name	Gn	Pos	Date of Birth	Club	Registration
2	SILVSTRAND OLSSON Filip	M	F			
3	INGVARSSON Niklas	M	D			
4	ANDERSON Aron	M	F			
5	NILSSON Ulf	M	GK			
8	KASPERI Per	M	F			
11	LUNDGREN Rasmus	M	D			
14	JONSSON Kenth	M	GK			
15	ISAKSSON Rasmus	M	D			
18	OJALA Peter	M	F			
19	WISTRAND Anders	M	F			
20	RAKOS Niklas	M	F			
21	HOLM Marcus	M	D			

**Total:** 10 players and 2 goalkeepers

**Players replaced between the first Directorate meeting and the start of the tournament**

SILVSTRAND OLSSON Filip	M	F
ISAKSSON Rasmus	M	D

**Team Officials:**

Function	Name	Citizenship	Date of Birth
	KASPERI Allan	SWE	
	SETTERBERG Benny	SWE	
<b>Head Coach</b>	LUNDGREN Jorgen	SWE	
<b>Physiotherapist</b>	JOHANSSON Ingvar	SWE	

Legend:							
<b>D</b>	Defence	<b>F</b>	Forward	<b>GK</b>	Goalkeeper	<b>Gn</b>	Gender
<b>No</b>	Jersey number	<b>Pos</b>	Position				

**TEAM ROSTER** As of 17 APR 2013

**Initial Registration - 11 April 2013**  
**USA - UNITED STATES of AMERICA**

No	Name	Gn	Pos	Date of Birth	Club	Registration
1	LEE Jen	M	GK			
2	BRADY Craig	M	D			
6	FARMER Declan	M	F			
7	LIPSETT Andrew 'Taylor'	M	F			
8	SHAW Greg	M	F			
9	PAULS Joshua	M	F			
11	CARRON Tyler	M	D			
13	SWEENEY Joshua	M	F			
14	MCCOY Daniel	M	F			
15	LANDEROS Nikko	M	D			
18	MCKEE Kevin	M	F			
19	CHACE Taylor	M	D			
20	PAGE Adam	M	F			
21	SALAMONE Alexi	M	F			
23	ROMAN Rico	M	D			
28	SCHAUS Paul	M	F			
34	CASH Steve	M	GK			

**Total:** 15 players and 2 goalkeepers

**Players replaced between the first Directorate meeting and the start of the tournament**

**Team Officials:**

Function	Name	Citizenship	Date of Birth
	BRENNAN Daniel	USA	
	ISAACSON Joel	USA	
	TREVOR Mathew	USA	
	UIHLEIN, DR. Michael	USA	
<b>Head Coach</b>	SAUER Jeffrey	USA	
<b>Assistant Coach</b>	GOSSELIN Guy	USA	
<b>Fitness Coach</b>	CORTESE Michael	USA	

<b>Legend:</b>							
<b>D</b>	Defence	<b>F</b>	Forward	<b>GK</b>	Goalkeeper	<b>Gn</b>	Gender
<b>No</b>	Jersey number	<b>Pos</b>	Position				



**TOURNAMENT PROGRESS** As of 17 APR 2013

Game	Group	Date	Time	Teams	Results	1	2	3	OT	GWS	Venue
1	A	SAT 13 APR	9:15	USA - SWE	7 - 0	2-0	3-0	2-0			SPART Complex and Park
2	A	SAT 13 APR	12:30	CZE - NOR	3 - 1	1-1	1-0	1-0			SPART Complex and Park
3	B	SAT 13 APR	15:45	KOR - RUS	1 - 2	0-1	0-0	1-1			SPART Complex and Park
4	B	SAT 13 APR	19:00	CAN - ITA	5 - 0	1-0	3-0	1-0			SPART Complex and Park
5	A	SUN 14 APR	9:15	CZE - SWE	1 - 0	0-0	1-0	0-0			SPART Complex and Park
6	A	SUN 14 APR	12:30	USA - NOR	7 - 0	2-0	4-0	1-0			SPART Complex and Park
7	B	SUN 14 APR	15:45	CAN - RUS	4 - 3	4-1	0-0	0-2			SPART Complex and Park
8	B	SUN 14 APR	19:00	KOR - ITA	1 - 2	1-0	0-2	0-0			SPART Complex and Park
9	B	TUE 16 APR	10:45	ITA - RUS	0 - 1	0-0	0-0	0-1			SPART Complex and Park
10	B	TUE 16 APR	14:15	KOR - CAN	0 - 5	0-2	0-1	0-2			SPART Complex and Park
11	A	TUE 16 APR	17:00	NOR - SWE	2 - 1	2-0	0-0	0-1			SPART Complex and Park
12	A	TUE 16 APR	20:00	USA - CZE	3 - 0	1-0	2-0	0-0			SPART Complex and Park

**Group A**

Rank(GR)	Team	GP	W	OTW	OTL	L	GDF	GF	GA	PTS
1	USA	3	3	0	0	0	17	17	0	9
2	CZE	3	2	0	0	1	0	4	4	6
3	NOR	3	1	0	0	2	-8	3	11	3
4	SWE	3	0	0	0	3	-9	1	10	0

**Group B**

Rank(GR)	Team	GP	W	OTW	OTL	L	GDF	GF	GA	PTS
1	CAN	3	3	0	0	0	11	14	3	9
2	RUS	3	2	0	0	1	1	6	5	6
3	ITA	3	1	0	0	2	-5	2	7	3
4	KOR	3	0	0	0	3	-7	2	9	0

**Preliminary Round  
Combined Ranking**

Rank	Team	GR	PTS	GDF	GF	SED
1D	USA	1	9	17	17	1
2D	CAN	1	9	11	14	3
3D	RUS	2	6	1	6	7
4D	CZE	2	6	0	4	4
5D	ITA	3	3	-5	2	6
6D	NOR	3	3	-8	3	5
7D	KOR	4	0	-7	2	2
8D	SWE	4	0	-9	1	8

**Note:**  
Rank within each group (GR) is based on points. For tie-break rules and explanation of the criteria for final standings at the competition of the preliminary round see

Legend:							
<b>1</b>	1st period	<b>2</b>	2nd period	<b>3</b>	3rd period	<b>DSQ</b>	Disqualified
<b>GA</b>	Goals against	<b>GDF</b>	Goal difference (GF-GA)	<b>GF</b>	Goals for	<b>GP</b>	Games played
<b>GR</b>	Group Rank	<b>GWS</b>	Game winning shot	<b>L</b>	Losses	<b>OTL</b>	Overtime loss
<b>nD</b>	Final rank for preliminary round	<b>PTS</b>	Game winning shot	<b>OT</b>	Overtime	<b>SED</b>	IPC Seed
<b>OTW</b>	Overtime win						

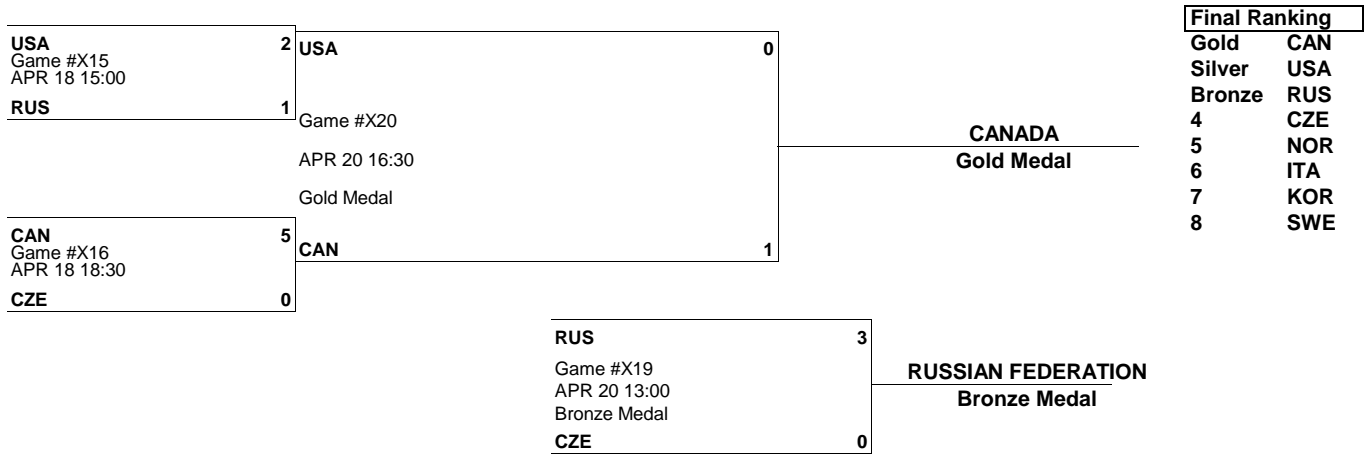


**TOURNAMENT SUMMARY** As of 20 APR 2013

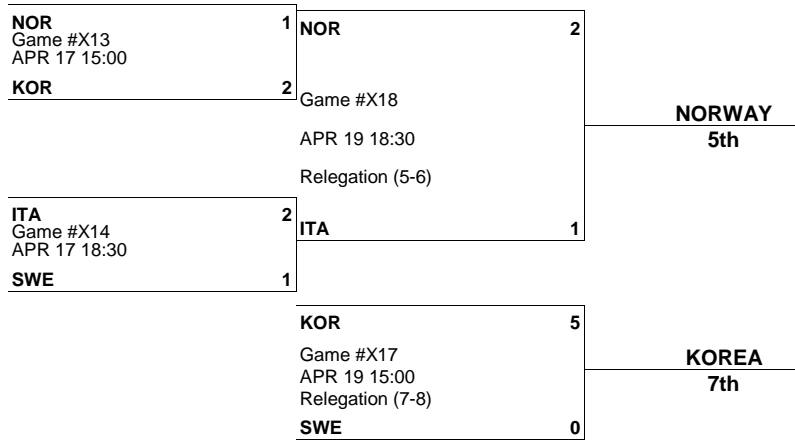
Game	Round	Date	Time	Teams	Results	1	2	3	OT	GWS	Venue
13	C5-8	WED 17 APR	15:00	KOR - NOR	1 - 2	0-0	1-1	0-0	0-1		SPART Complex and Park
14	C5-8	WED 17 APR	18:30	ITA - SWE	2 - 1	0-1	0-0	2-0			SPART Complex and Park
15	SF	THU 18 APR	15:00	USA - RUS	2 - 1	1-0	1-0	0-1			SPART Complex and Park
16	SF	THU 18 APR	18:30	CAN - CZE	5 - 0	0-0	4-0	1-0			SPART Complex and Park
17	C7-8	FRI 19 APR	15:00	KOR - SWE	5 - 0	3-0	1-0	1-0			SPART Complex and Park
18	C5-6	FRI 19 APR	18:30	NOR - ITA	2 - 1	0-0	0-1	1-0	0-0	1-0	SPART Complex and Park
19	BMG	SAT 20 APR	13:00	RUS - CZE	3 - 0	1-0	2-0	0-0			SPART Complex and Park
20	GMG	SAT 20 APR	16:30	USA - CAN	0 - 1	0-0	0-1	0-0			SPART Complex and Park

**Semifinals**

**Finals**



**Relegation Games**



**Note:**  
As it becomes known that a team will be in a game, that team's NPC code will replace the descriptive code. The order of the games with 'tbd' in place of the team match-up and time will be decided by the IPC Sledge Hockey Directorate upon completion of the previous round.

**Legend:**

<b>1</b>	1st period	<b>2</b>	2nd period	<b>3</b>	3rd period	<b>BMG</b>	Bronze medal game
<b>DSQ</b>	Disqualified	<b>GMG</b>	Gold medal game	<b>GWS</b>	Game winning shot	<b>Ln</b>	Loser, game
<b>OT</b>	Overtime	<b>QF</b>	Quarterfinals	<b>QP</b>	Qualification Play-off	<b>SF</b>	Semifinals
<b>Wn</b>	Winner, game 'n'						



## GAME ROSTER

### USA - SWE

**Referee(s)**

BOESE Paul (CAN)

**Linesmen**

BEELEN Louis (NED), WESLEY Leon (CZE)

**Goalkeepers**

Team: USA

No	Name	GP	MIP	GA	SVS	SOG	SVS%	GAA
1	LEE Jen	1	24:22		5		5100.00	0.00
34	CASH Steve	1	20:38		1		1100.00	0.00

Team: SWE

No	Name	GP	MIP	GA	SVS	SOG	SVS%	GAA
5	NILSSON Ulf	1	30:00	5	10	15	66.67	5.00
14	JONSSON Kenth	1	15:00	2	6	8	75.00	2.00

**Team Roster**

Team: USA (WHITE)

No	Pos	Name	Gn	GP	G	A	PTS	PIM	+/-
1	GK	LEE Jen	M	1	0	0	0	0	+3
2	D	BRADY Craig	M	1	0	0	0	0	
6	F	FARMER Declan	M	1	2	0	2	0	+4
7	F	LIPSETT Andrew 'Taylor'	M	1	0	1	1	0	+1
8	F	SHAW Greg	M	1	0	0	0	0	+3
9	F	PAULS Joshua	M	1	0	1	1	0	+4
11	D	CARRON Tyler	M	1	0	0	0	0	+3
13	F	SWEENEY Joshua +A	M	1	0	2	2	0	+3
14	F	MCCOY Daniel	M	1	0	1	1	0	+1
15	D	LANDEROS Nikko	M	1	1	1	2	0	+4
18	F	MCKEE Kevin	M	1	1	0	1	0	+1
19	D	CHACE Taylor +C	M	1	2	1	3	0	+5
20	F	PAGE Adam	M	1	0	0	0	0	+2
21	F	SALAMONE Alexi	M	1	0	0	0	0	
23	D	ROMAN Rico	M	1	0	0	0	0	+2
28	F	SCHAUS Paul	M	1	1	0	1	0	+2
34	GK	CASH Steve	M	1	0	0	0	0	+4

Team: SWE (BLUE)

No	Pos	Name	Gn	GP	G	A	PTS	PIM	+/-
3	D	INGVARSSON Niklas	M	1	0	0	0	2	-6
4	F	ANDERSON Aron	M	1	0	0	0	0	-7
5	GK	NILSSON Ulf	M	1	0	0	0	0	-5
8	F	KASPERI Per +A	M	1	0	0	0	0	-3
11	D	LUNDGREN Rasmus +C	M	1	0	0	0	0	-4
14	GK	JONSSON Kenth	M	1	0	0	0	0	-2
18	F	OJALA Peter	M	1	0	0	0	0	-3
19	F	WISTRAND Anders	M	1	0	0	0	0	
20	F	RAKOS Niklas +A	M	1	0	0	0	0	-4
21	D	HOLM Marcus	M	1	0	0	0	0	-5

Head Coach: SAUER Jeffrey

Head Coach: LUNDGREN Jorgen

Legend:							
+/-	Plus/minus net	+A	Assistant captain	+C	Captain	A	Assists
D	Defence	F	Forward	G	Goals	GA	Goals against
GAA	Goals against as average per 60 minutes			GK	Goalkeeper	GP	Games played
MIP	Minutes and seconds played			No	Jersey number	PIM	Penalties in minutes
Pos	Position	PTS	Points	SOG	Shots on goal	SVS	Saves
SVS%	Saves in percentage						

## RESULTS SUMMARY

USA - SWE 7-0 (2-0) (3-0) (2-0)

Spectators	Referee(s)	Linesmen
	BOESE Paul (CAN)	BEELEN Louis (NED), WESLEY Leon (CZE)

### Team Statistic

Period	Score	SVS	SOG	PIM	TPP	PPG	SHG
1	2 : 0	2 : 8	10 : 2	0 : 0	00:00 : 00:00	0 : 0	0 : 0
2	3 : 0	4 : 3	6 : 4	0 : 2	02:08 : 00:00	0 : 0	0 : 0
3	2 : 0	2 : 10	12 : 2	0 : 0	00:00 : 00:00	0 : 0	0 : 0
<b>Total:</b>	<b>7 : 0</b>	<b>8 : 21</b>	<b>28 : 8</b>	<b>0 : 2</b>	<b>02:08 : 00:00</b>	<b>0 : 0</b>	<b>0 : 0</b>

### 1st Period

Action	Time	ET/Res	Team	Type	No	Name	(G)	Assist By / Action Description
GK	00:00		USA		34	CASH S		
GK	00:00		SWE		14	JONSSON K		
Goal	14:54	1:0	USA	EQ	19	CHACE T	(1)	On ice USA 34 6 8 9 15 19 SWE 14 3 4 11 20 21
Goal	00:00	2:0	USA	EQ	19	CHACE T	(2)	On ice USA 34 6 8 9 15 19 SWE 14 3 4 11 20 21

### 2nd Period

Action	Time	ET/Res	Team	Type	No	Name	(G)	Assist By / Action Description
GK	15:00		SWE		5	NILSSON U		
GK	15:00		USA		34	CASH S		
Goal	15:56	3:0	USA	EQ	6	FARMER D	(1)	On ice USA 34 6 8 9 11 19 SWE 5 4 8 18 20 21
Goal	18:06	4:0	USA	EQ	28	SCHAUS P	(1)	On ice USA 34 13 15 20 23 28 SWE 5 3 4 11 18 21
GK	20:38		USA		1	LEE J		
Penalty	20:38	-	SWE	2 min.	3	INGVARSSON N		Teeing
Goal	25:12	5:0	USA	EQ	6	FARMER D	(2)	19 CHACE T On ice USA 1 6 9 11 13 19 SWE 5 3 4 8 18 21

### 3rd Period

Action	Time	ET/Res	Team	Type	No	Name	(G)	Assist By / Action Description
GK	30:00		USA		1	LEE J		
GK	30:00		SWE		5	NILSSON U		
Goal	40:18	6:0	USA	EQ	15	LANDEROS N	(1)	13 SWEENEY J On ice USA 1 13 15 20 23 28 SWE 5 3 4 8 11 20
Goal	42:08	7:0	USA	EQ	18	MCKEE K	(1)	On ice USA 1 7 11 14 18 19 SWE 5 3 4

### Goalkeeper Records

Team: USA - UNITED STATES of AMERICA				
No	Name	SOG	SVS	MIP
1	LEE Jen	5	5	24:22
34	CASH Steve	1	1	20:38

Team: SWE - SWEDEN				
No	Name	SOG	SVS	MIP
5	NILSSON Ulf	15	10	30:00
14	JONSSON Kenth	8	6	15:00

### Game Statistics

Team: USA (WHITE)																	
No	Pos	Name	Gn	G	A	PIM	Shots					Time on Ice					
							1	2	3	OT	TS	+/-	1	2	3	OT	TOT
2	D	BRADY Craig	M	0	0	0	0	0	0	0	0	0:00	0:00	0:00	0:00		
6	F	FARMER Declan	M	2	0	0	0	2	2	0	4	+4	5:49	8:30	5:47	20:06	11 01:49
7	F	LIPSETT Andrew 'Taylor' +A	M	0	1	0	0	0	0	0	0	+1	4:42	3:55	5:21	13:58	10 01:23
11	D	CARRON Tyler	M	0	0	0	0	0	1	0	1	+3	5:45	8:07	8:26	22:18	14 01:35
14	F	MCCOY Daniel	M	0	1	0	0	0	0	0	0	+1	4:42	4:31	5:21	14:34	11 01:19
9	F	PAULS Joshua	M	0	1	0	1	0	0	0	1	+4	6:14	7:03	6:06	19:23	11 01:45
15	D	LANDEROS Nikko	M	1	1	0	3	0	1	0	4	+4	8:45	3:23	6:31	18:39	14 01:19

## RESULTS SUMMARY

### Game Statistics

Team: USA (WHITE)																		
No	Pos	Name	Gn	G	A	PIM	Shots					+/-	Time on Ice					
							1	2	3	OT	TS		1	2	3	OT	TOT	SHF
18	F	MCKEE Kevin	M	1	0	0	0	0	1	0	1	+1	6:20	4:08	5:09	15:37	17	00:55
19	D	CHACE Taylor +C	M	2	1	0	3	1	2	0	6	+5	5:59	7:40	8:19	21:58	16	01:22
20	F	PAGE Adam	M	0	0	0	0	1	0	0	1	+2	3:42	3:22	3:17	10:21	10	01:02
8	F	SHAW Greg	M	0	0	0	0	0	1	0	1	+3	5:12	7:32	5:54	18:38	14	01:19
21	F	SALAMONE Alexi	M	0	0	0	0	0	0	0	0	0	0:05	0:00	0:00	0:05	2	00:02
23	D	ROMAN Rico	M	0	0	0	0	1	2	0	3	+2	5:22	6:06	5:13	16:41	10	01:40
28	F	SCHAUS Paul	M	1	0	0	1	1	1	0	3	+2	3:49	1:15	2:56	8:00	12	00:40
13	F	SWEENEY Joshua +A	M	0	2	0	2	0	1	0	3	+3	5:18	2:29	4:16	12:03	13	00:55
34	GK	CASH Steve	M	0	0	0	0	0	0	0	0	0						
1	GK	LEE Jen	M	0	0	0	0	0	0	0	0	0						
<b>Total:</b>				<b>7</b>	<b>7</b>	<b>0</b>	<b>10</b>	<b>6</b>	<b>12</b>	<b>28</b>								
Head Coach:SAUER Jeffrey																		

### Game Statistics

Team: SWE (BLUE)																		
No	Pos	Name	Gn	G	A	PIM	Shots					+/-	Time on Ice					
							1	2	3	OT	TS		1	2	3	OT	TOT	SHF
3	D	INGVARSSON Niklas	M	0	0	2	0	1	0	0	1	-6	14:38	10:42	15:00	40:20	5	08:04
4	F	ANDERSON Aron	M	0	0	0	1	0	2	0	3	-7	15:00	14:53	15:00	44:53	5	08:58
11	D	LUNDGREN Rasmus +C	M	0	0	0	1	0	0	0	1	-4		8:15	11:09	15:24	12	01:17
20	F	RAKOS Niklas +A	M	0	0	0	0	0	0	0	0	-4	5:48	8:13	12:36	26:37	10	02:39
21	D	HOLM Marcus	M	0	0	0	0	1	0	0	1	-5	9:06	12:29	8:33	30:08	8	03:46
8	F	KASPERI Per +A	M	0	0	0	0	2	0	0	2	-3	24:51	9:06	10:06	44:03	9	04:53
18	F	OJALA Peter	M	0	0	0	0	0	0	0	0	-3	8:53	8:59	2:05	19:57	7	02:51
19	F	WISTRAND Anders	M	0	0	0	0	0	0	0	0	0	0:00	0:00	0:00	0:00	1	00:00
14	GK	JONSSON Kenth	M	0	0	0	0	0	0	0	0	0						
5	GK	NILSSON Ulf	M	0	0	0	0	0	0	0	0	0						
<b>Total:</b>				<b>0</b>	<b>0</b>	<b>2</b>	<b>2</b>	<b>4</b>	<b>2</b>	<b>8</b>								
Head Coach:LUNDGREN Jorgen																		

### Group A

R	Team	GP	W	OTW	OTL	LPTS	GDF	GF:GA		USA	SWE	CZE	NOR
1	USA	1	1	0	0	0	3	7	7:0	USA	7:0	TUE 16 APR 20:00	SUN 14 APR 12:30
2	SWE	1	0	0	0	1	0	-7	0:7	SWE		SUN 14 APR 9:15	TUE 16 APR 17:00
3	CZE	0	0	0	0	0	0	0	0:0	CZE	TUE 16 APR 20:00	SUN 14 APR 9:15	SAT 13 APR 12:30
4	NOR	0	0	0	0	0	0	0	0:0	NOR	SUN 14 APR 12:30	TUE 16 APR 17:00	SAT 13 APR 12:30

Legend:							
<b>(G)</b>	Goals in tournament	<b>+/-</b>	Plus/minus net	<b>+A</b>	Assistant captain	<b>+C</b>	Captain
<b>A</b>	Assists	<b>AVG</b>	Average time on ice/shift	<b>D</b>	Defence	<b>EQ</b>	Equal strength
<b>ET/Res</b>	Penalty end time/Result of game	<b>GDF</b>	Goal difference	<b>F</b>	Forward	<b>G</b>	Goals
<b>GA</b>	Goals against	<b>L</b>	Losses	<b>GF</b>	Goals for	<b>GK</b>	Goalkeeper
<b>GP</b>	Games played	<b>OTL</b>	Overtime loss	<b>MIP</b>	Minutes in play(GK)	<b>No</b>	Jersey number
<b>OT</b>	Overtime	<b>PP1</b>	Power play -1 player	<b>OTW</b>	Overtime win	<b>PIM</b>	Penalties in minutes
<b>Pos</b>	Position	<b>SHF</b>	Number of shifts	<b>PPG</b>	Power play goals	<b>PTS</b>	Points
<b>R</b>	Rank	<b>TOT</b>	Total	<b>SHG</b>	Shorthanded goals	<b>SOG</b>	Shots on goal
<b>SVS</b>	Saves			<b>TPP</b>	Time on power play	<b>TS</b>	Total shots
<b>W</b>	Wins						

SHOT CHART

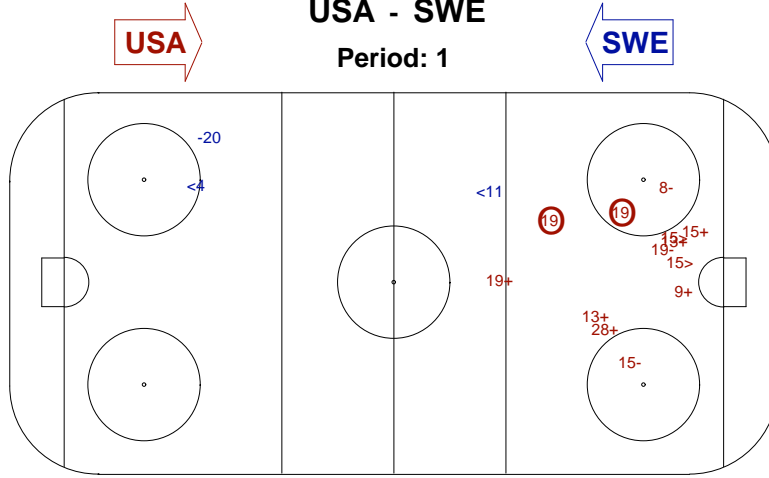
Shots by **SWE**  
Goals (o): 0 SSG (+): 0  
SSP (-): 2 SPG (-): 1



GK 34 of USA

USA - SWE

Period: 1

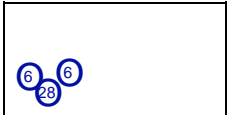


Shots by **USA**  
Goals (o): 2 SSG (+): 6  
SSP (-): 2 SPG (-): 3



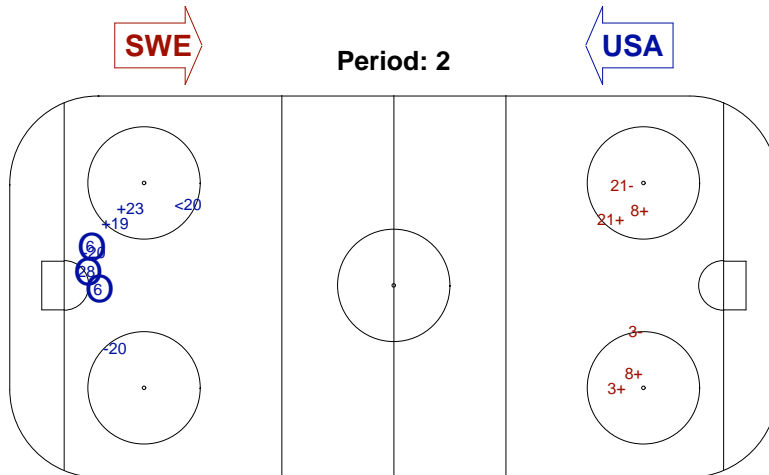
GK 14 of SWE

Shots by **USA**  
Goals (o): 3 SSG (+): 2  
SSP (-): 1 SPG (-): 2



GK 5 of SWE

Period: 2




Shots by **SWE**  
Goals (o): 0 SSG (+): 4  
SSP (-): 0 SPG (-): 2



GK 34 of USA

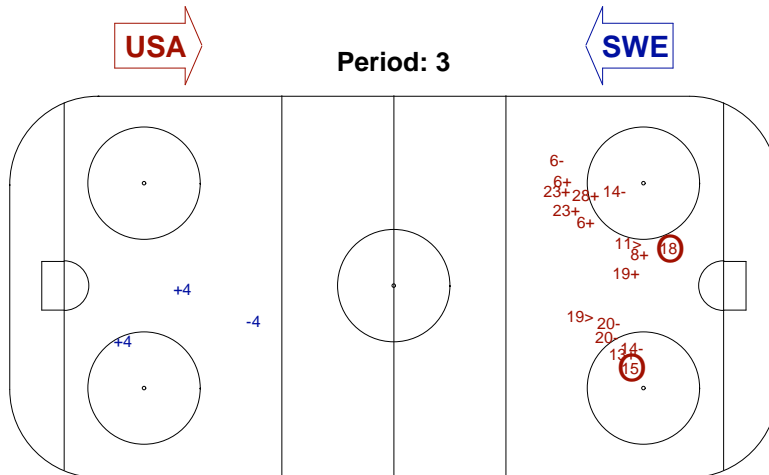
GK 1 of USA

Shots by **SWE**  
Goals (o): 0 SSG (+): 2  
SSP (-): 0 SPG (-): 1



GK 1 of USA

Period: 3



Shots by **USA**  
Goals (o): 2 SSG (+): 8  
SSP (-): 2 SPG (-): 5



GK 5 of SWE

**Legend:**  
ENG Empty net goal    GK Goalkeeper    SPG Shots past goal    SSG Shots saved by goalkeeper    SSP Shots saved by player

FACE OFF CHART

USA - SWE

PERIOD 1

	USA	SWE	USA	SWE	USA	SWE					
	Def. zone	Att. zone	Neutral zone		Att. zone	Def. zone					
	+13	-4	+13	-18	+8	-3	Total wins all zones				
	-4	-4	+13	-18	+13	-11					
	+8	-8	+13	-8	+8	-3					
					-18	+3					
					+18	-					
Total wins / period	2 / 67%	1 / 33%	3 / 100%	0 / 0%	5 / 63%	3 / 38%	<table border="1"> <tr> <th>USA</th> <th>SWE</th> </tr> <tr> <td>10 / 71%</td> <td>4 / 29%</td> </tr> </table>	USA	SWE	10 / 71%	4 / 29%
USA	SWE										
10 / 71%	4 / 29%										

PERIOD 2

	USA	SWE	USA	SWE	USA	SWE					
	Def. zone	Att. zone	Neutral zone		Att. zone	Def. zone					
	-13	-13			-	+4	Total wins all zones				
	-8	-8			+8	-					
	+8	-			+18	-21					
	-18	-18			+18	-21					
	-	+21			+8	-3					
Total wins / period	1 / 20%	4 / 80%			4 / 80%	1 / 20%	<table border="1"> <tr> <th>USA</th> <th>SWE</th> </tr> <tr> <td>5 / 50%</td> <td>5 / 50%</td> </tr> </table>	USA	SWE	5 / 50%	5 / 50%
USA	SWE										
5 / 50%	5 / 50%										

PERIOD 3

	USA	SWE	USA	SWE	USA	SWE					
	Def. zone	Att. zone	Neutral zone		Att. zone	Def. zone					
	-21	-21	+8	-11	+8	-3	Total wins all zones				
	+8	-3	+13	-21	-13	+3					
			-18	+8	+8	-4					
					-18	+3					
					+8	-11					
					+8	-					
					+8	-21					
					+8	-3					
					-8	+3					
Total wins / period	1 / 50%	1 / 50%	2 / 67%	1 / 33%	6 / 67%	3 / 33%	<table border="1"> <tr> <th>USA</th> <th>SWE</th> </tr> <tr> <td>9 / 64%</td> <td>5 / 36%</td> </tr> </table>	USA	SWE	9 / 64%	5 / 36%
USA	SWE										
9 / 64%	5 / 36%										

FACE OFF CHART

TOTAL

	USA	SWE	USA	SWE	USA	SWE	Total wins all zones	
	Def. zone	Att. zone	Neutral zone		Att. zone	Def. zone	USA	SWE
Total wins / game	4 / 40%	6 / 60%	5 / 83%	1 / 17%	15 / 68%	7 / 32%	24 / 63%	14 / 37%

HEAD TO HEAD

No.	SWE							Tot	wins USA	Dz	Nz	Az
	3	4	8	11	18	21						
8	6-2	2-0	1-0	2-0		1-0		17	15 88%	3 100%	1 100%	11 85%
13	0-1	1-1	1-0	1-0	2-0	1-0		9	6 67%	1 50%	4 100%	1 33%
18	0-2		0-1			2-0		7	3 43%	0 0%	0 0%	3 60%
<b>Tot</b>	11	6	4	3	2	6		38	24 63%	4 40%	5 83%	15 68%
<b>wins SWE</b>	5 45%	2 33%	1 25%	0 0%	0 0%	1 17%		14 37%				
<b>Dz</b>	5 50%	2 50%		0 0%		0 0%		7 32%				
<b>Nz</b>			1 50%	0 0%	0 0%	0 0%		1 17%				
<b>Az</b>	0 0%	0 0%	0 0%			1 50%		6 60%				

Legend: Az Attacking zone Dz Defending zone Nz Neutral zone Tot Total face-offs played



SPART COMPLEX AND PARK

ICE SLEDGE HOCKEY



SAT  
13 APR 2013  
9:15

MIXED

GROUP A - GAME X01

---

## BEST PLAYER OF THE GAME

**GAME#** (01) USA - SWE

**HOME TEAM** USA **NAME/#** [6] FARMER Declan

**VISITING TEAM** SWE **NAME/#** [3] INGVARSSON Niklas

## GAME ROSTER

### CZE - NOR

#### Referee(s)

MORRISON Johnathan Michael (USA)

#### Linesmen

BOKAL Scott (USA), PYO Jang Won (KOR)

#### Goalkeepers

Team: CZE

No	Name	GP	MIP	GA	SVS	SOGS	SVS%	GAA
6	VAPENKA Michal	1	45:00	1	4	5	80.00	1.00
64	HULIN Libor	1	0:00				0.00	0.00

Team: NOR

No	Name	GP	MIP	GA	SVS	SOGS	SVS%	GAA
2	BUEN Kristian	1	43:59	2	19	21	90.48	2.00
18	HAMAR Kjell Christian	1	00:05				0.00	0.00

#### Team Roster

Team: CZE (WHITE)

No	Pos	Name	Gn	GP	G	A	PTS	PIM	+/-
6	GK	VAPENKA Michal	M	1	0	0	0	0	+2
10	D	BERGER Jiri	M	1	0	0	0	0	+2
21	D	KVOCH Tomas	M	1	0	0	0	0	
24	F	SAFRANEK Zdenek +C	M	1	0	0	0	0	
26	D	KLIMA Zdenek	M	1	0	0	0	0	
29	D	KUBES Pavel +A	M	1	0	0	0	0	
30	F	FOJTIK Erik	M	1	0	0	0	2	+2
64	GK	HULIN Libor	M	1	0	0	0	0	
65	D	HRBEK Miroslav	M	1	0	1	1	0	+1
74	F	GEIER Michal	M	1	0	0	0	0	+1
75	F	RAUL Jiri	M	1	2	0	2	2	+2
77	F	PALAT David	M	1	1	0	1	0	
82	F	HABL Zdenek +A	M	1	0	0	0	0	
96	F	KRUPICKA Zdenek	M	1	0	0	0	0	+1

Team: NOR (RED)

No	Pos	Name	Gn	GP	G	A	PTS	PIM	+/-
2	GK	BUEN Kristian	M	1	0	0	0	0	-1
3	D	PEDERSEN Rolf Einar	M	1	0	0	0	0	
7	D	HAGEN Eskil	M	1	0	1	1	0	-1
8	D	SVEE Stig Tore +C	M	1	0	0	0	0	-1
9	D	VAERNES Morten +A	M	1	0	0	0	0	-1
10	F	RIVERA Tor	M	1	0	0	0	0	
12	F	BOGLE Magnus	M	1	0	0	0	0	
13	F	ROYNE Kjell Vidal	M	1	0	0	0	0	-2
15	F	SORHEIM Emil	M	1	0	0	0	0	
16	D	NORDSTOGA Knut Andre M	M	1	0	0	0	0	+1
18	GK	HAMAR Kjell Christian	M	1	0	0	0	0	
20	F	HAMRE Martin F.	M	1	0	0	0	0	
21	D	AUSTEVOLL Ole Bjarte	M	1	0	0	0	0	-1
22	F	BAKKE Audun	M	1	1	0	1	0	-1
23	F	KLAKEGG Jan Roger +A	M	1	0	0	0	0	-2

#### Head Coach:

Head Coach: HAGLUND Morten

Legend:							
+/-	Plus/minus net	+A	Assistant captain	+C	Captain	A	Assists
D	Defence	F	Forward	G	Goals	GA	Goals against
GAA	Goals against as average per 60 minutes			GK	Goalkeeper	GP	Games played
MIP	Minutes and seconds played			No	Jersey number	PIM	Penalties in minutes
Pos	Position	PTS	Points	SOG	Shots on goal	SVS	Saves
SVS%	Saves in percentage						



## RESULTS SUMMARY

CZE - NOR 3-1 (1-1) (1-0) (1-0)

Spectators	Referee(s)	Linesmen
	MORRISON Johnathan Michael (USA)	BOKAL Scott (USA), PYO Jang Won (KOR)

### Team Statistic

Period	Score	SVS	SOG	PIM	TPP	PPG	SHG
1	1 : 1	2 : 6	7 : 3	0 : 0	00:00 : 00:00	0 : 0	0 : 0
2	1 : 0	3 : 7	8 : 3	2 : 0	00:00 : 02:04	0 : 0	0 : 0
3	1 : 0	3 : 8	9 : 3	2 : 0	00:00 : 01:55	0 : 0	0 : 0
<b>Total:</b>	<b>3 : 1</b>	<b>8 : 21</b>	<b>24 : 9</b>	<b>4 : 0</b>	<b>00:00 : 03:59</b>	<b>0 : 0</b>	<b>0 : 0</b>

### 1st Period

Action	Time	ET/Res	Team	Type	No	Name	(G)	Assist By / Action Description
GK	00:00		CZE		6	VAPENKA M		
GK	00:00		NOR		2	BUEN K		
Goal	04:27	0:1	NOR	EQ	22	BAKKE A	(1)	7 HAGEN E On ice CZE 6 21 24 29 77 82 NOR 2 3 7 9 16 22
Goal	07:38	1:1	CZE	EQ	75	RAUL J	(1)	On ice CZE 6 10 30 74 75 96 NOR 2 21 23

### 2nd Period

Action	Time	ET/Res	Team	Type	No	Name	(G)	Assist By / Action Description
GK	15:00		CZE		6	VAPENKA M		
GK	15:00		NOR		2	BUEN K		
Penalty	19:59	-	CZE	2 min.	30	FOJTIK E		Teeing / start serving at 22:53
Goal	22:53	2:1	CZE	EQ	75	RAUL J	(2)	On ice CZE 6 10 30 65 75 65 HRBEK M NOR 2 7 8 9 13 22

### 3rd Period

Action	Time	ET/Res	Team	Type	No	Name	(G)	Assist By / Action Description
GK	30:00		CZE		6	VAPENKA M		
GK	30:00		NOR		2	BUEN K		
Penalty	35:52	-	CZE	2 min.	75	RAUL J		Hooking / start serving at 38:37
Time-out	42:29		CZE					
GK	43:59		NOR		18	HAMAR KC		
Goal	44:39	3:1	CZE	EQ	77	PALAT D	(1)	On ice CZE 6 21 24 29 77 82 NOR 3 7 9 13 22 23
GK	44:55		NOR		18	HAMAR KC		

### Goalkeeper Records

Team: CZE - CZECH REPUBLIC				
No	Name	SOG	SVS	MIP
6	VAPENKA Michal	5	4	45:00
64	HULIN Libor			

Team: NOR - NORWAY				
No	Name	SOG	SVS	MIP
2	BUEN Kristian	21	19	43:59
18	HAMAR Kjell Christia			0:05

### Game Statistics

Team: CZE (WHITE)																		
No	Pos	Name	Gn	G	A	PIM	Shots					Time on Ice						
							1	2	3	OT	TS	+/-	1	2	3	OT	TOT	SHF
21	D	KVOCH Tomas	M	0	0	0	0	0	2	0	2	7:50	6:08	7:27	21:25	24	00:53	
24	F	SAFRANEK Zdenek +C	M	0	0	0	0	0	1	0	1	6:13	6:43	7:35	20:31	18	01:08	
29	D	KUBES Pavel +A	M	0	0	0	0	1	0	0	1	8:37	9:22	8:32	26:31	20	01:19	
77	F	PALAT David	M	1	0	0	1	0	3	0	4	8:12	6:54	5:02	20:08	20	01:00	
82	F	HABL Zdenek +A	M	0	0	0	0	1	0	0	1	6:29	5:02	7:04	18:35	20	00:55	
10	D	BERGER Jiri	M	0	0	0	2	0	0	0	2	+2	8:54	3:30	4:56	17:20	18	00:57
30	F	FOJTIK Erik	M	0	0	2	0	0	1	0	1	+2	7:43	7:11	7:08	22:02	19	01:09
65	D	HRBEK Miroslav	M	0	1	0	0	1	0	0	1	+1	2:57	6:27	5:32	14:56	19	00:47
74	F	GEIER Michal	M	0	0	0	3	1	2	0	6	+1	7:10	6:17	7:05	20:32	25	00:49
75	F	RAUL Jiri	M	2	0	2	1	3	0	0	4	+2	5:58	9:06	9:13	24:17	18	01:20

## RESULTS SUMMARY

### Game Statistics

Team: CZE (WHITE)																			
No	Pos	Name	Gn	G	A	PIM	Shots					+/-	Time on Ice						
							1	2	3	OT	TS		1	2	3	OT	TOT	SHF	AVG
26	D	KLIMA Zdenek	M	0	0	0	0	0	0	0	0	0	1:30	0:00	0:04		1:34	2	00:47
96	F	KRUPICKA Zdenek	M	0	0	0	0	1	0	0	1	+1	0:01	1:03	0:10		1:14	4	00:18
6	GK	VAPENKA Michal	M	0	0	0	0	0	0	0	0								
64	GK	HULIN Libor	M	0	0	0	0	0	0	0	0								
<b>Total:</b>				<b>3</b>	<b>1</b>	<b>4</b>	<b>7</b>	<b>8</b>	<b>9</b>	<b>24</b>									
Head Coach:																			

### Game Statistics

Team: NOR (RED)																			
No	Pos	Name	Gn	G	A	PIM	Shots					+/-	Time on Ice						
							1	2	3	OT	TS		1	2	3	OT	TOT	SHF	AVG
8	D	SVEE Stig Tore +C	M	0	0	0	0	0	0	0	0	-1	6:36	8:05	3:55		18:36	18	01:02
20	F	HAMRE Martin F.	M	0	0	0	0	0	0	0	0		3:10	0:29	0:00		3:39	6	00:36
23	F	KLAKEGG Jan Roger +A	M	0	0	0	0	0	0	0	0	-2	7:02	6:44	6:06		19:52	20	00:59
3	D	PEDERSEN Rolf Einar	M	0	0	0	1	0	0	0	1		7:05	7:12	12:18		26:35	18	01:28
7	D	HAGEN Eskil	M	0	1	0	1	0	0	0	1	-1	7:03	7:58	10:33		25:34	17	01:30
9	D	VAERNES Morten +A	M	0	0	0	0	1	1	0	2	-1	6:56	9:05	12:44		28:45	22	01:18
16	D	NORDSTOGA Knut Andre	M	0	0	0	0	0	0	0	0	+1	6:50	3:59	6:55		17:44	15	01:10
22	F	BAKKE Audun	M	1	0	0	1	1	1	0	3	-1	8:24	9:41	10:49		28:54	18	01:36
10	F	RIVERA Tor	M	0	0	0	0	0	0	0	0		0:00	3:52	0:05		3:57	3	01:19
12	F	BOGLE Magnus	M	0	0	0	0	0	0	0	0		6:50	6:41	0:42		14:13	13	01:05
13	F	ROYNE Kjell Vidal	M	0	0	0	0	1	0	0	1	-2	2:19	5:12	5:54		13:25	10	01:20
15	F	SORHEIM Emil	M	0	0	0	0	0	0	0	0		0:04	0:00	0:00		0:04	1	00:04
21	D	AUSTEVOLL Ole Bjarte	M	0	0	0	0	0	1	0	1	-1	7:10	4:48	2:29		14:27	17	00:51
2	GK	BUEN Kristian	M	0	0	0	0	0	0	0	0								
18	GK	HAMAR Kjell Christian	M	0	0	0	0	0	0	0	0								
<b>Total:</b>				<b>1</b>	<b>1</b>	<b>0</b>	<b>3</b>	<b>3</b>	<b>3</b>	<b>9</b>									
Head Coach:HAGLUND Morten																			

### Group A

R	Team	GP	W	OTW	OTL	LPTS	GDF	GF:GA		USA	SWE	CZE	NOR
1	USA	1	1	0	0	0	3	7	7:0	USA	7:0	TUE 16 APR 20:00	SUN 14 APR 12:30
2	CZE	1	1	0	0	0	3	2	3:1	SWE	0:7	SUN 14 APR 9:15	TUE 16 APR 17:00
3	NOR	1	0	0	0	1	0	-2	1:3	CZE	TUE 16 APR 20:00	SUN 14 APR 9:15	3:1
4	SWE	1	0	0	0	1	0	-7	0:7	NOR	SUN 14 APR 12:30	TUE 16 APR 17:00	1:3

Legend:							
<b>(G)</b>	Goals in tournament	<b>+/-</b>	Plus/minus net	<b>+A</b>	Assistant captain	<b>+C</b>	Captain
<b>A</b>	Assists	<b>AVG</b>	Average time on ice/shift	<b>D</b>	Defence	<b>EQ</b>	Equal strength
<b>ET/Res</b>	Penalty end time/Result of game	<b>G</b>	Goals	<b>F</b>	Forward	<b>G</b>	Goals
<b>GA</b>	Goals against	<b>GDF</b>	Goal difference	<b>GF</b>	Goals for	<b>GK</b>	Goalkeeper
<b>GP</b>	Games played	<b>L</b>	Losses	<b>MIP</b>	Minutes in play(GK)	<b>No</b>	Jersey number
<b>OT</b>	Overtime	<b>OTL</b>	Overtime loss	<b>OTW</b>	Overtime win	<b>PIM</b>	Penalties in minutes
<b>Pos</b>	Position	<b>PP1</b>	Power play -1 player	<b>PPG</b>	Power play goals	<b>PTS</b>	Points
<b>R</b>	Rank	<b>SHF</b>	Number of shifts	<b>SHG</b>	Shorthanded goals	<b>SOG</b>	Shots on goal
<b>SVS</b>	Saves	<b>TOT</b>	Total	<b>TPP</b>	Time on power play	<b>TS</b>	Total shots
<b>W</b>	Wins						

### SHOT CHART

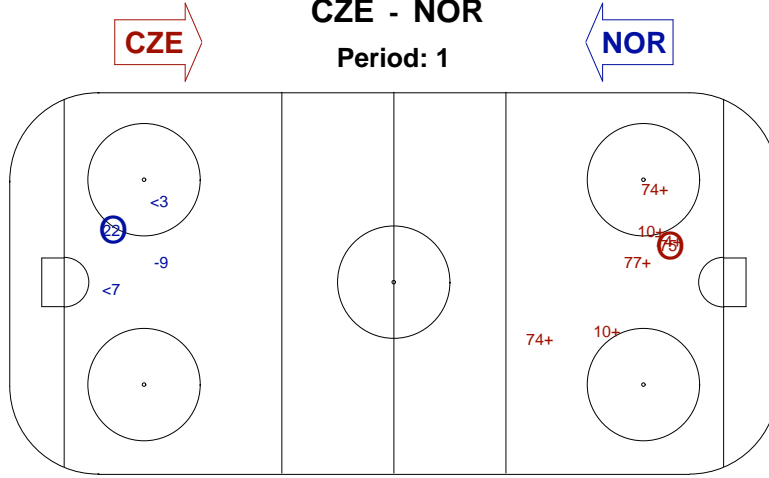
Shots by **NOR**  
Goals (o): 1 SSG (+): 0  
SSP (-): 2 SPG (-): 1



GK 6 of CZE

**CZE - NOR**

Period: 1



Shots by **CZE**  
Goals (o): 1 SSG (+): 6  
SSP (-): 0 SPG (-): 0



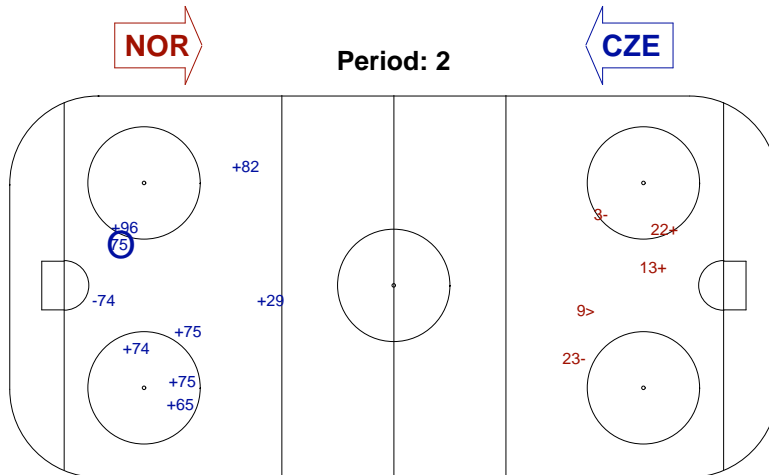
GK 2 of NOR

Shots by **CZE**  
Goals (o): 1 SSG (+): 7  
SSP (-): 0 SPG (-): 1



GK 2 of NOR

Period: 2



Shots by **NOR**  
Goals (o): 0 SSG (+): 2  
SSP (-): 1 SPG (-): 2



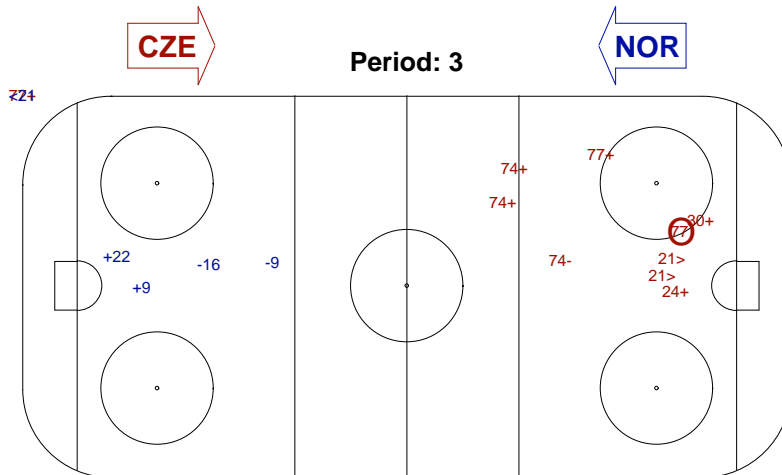
GK 6 of CZE

Shots by **NOR**  
Goals (o): 0 SSG (+): 2  
SSP (-): 1 SPG (-): 2



GK 6 of CZE

Period: 3



Shots by **CZE**  
Goals (o): 1 SSG (+): 6  
SSP (-): 2 SPG (-): 1



GK 2 of NOR



GK 18 of NOR

**Legend:**

**ENG** Empty net goal

**GK** Goalkeeper

**SPG** Shots past goal

**SSG** Shots saved by goalkeeper **SSP** Shots saved by player

FACE OFF CHART

CZE - NOR

PERIOD 1

	CZE		NOR		CZE		NOR		CZE		NOR		Total wins all zones				
	Def. zone	Att. zone	Neutral zone	Neutral zone	Att. zone	Def. zone	Att. zone	Def. zone	Att. zone	Def. zone							
	-30	+7	-30	+8	-82	+7							<table border="1"> <tr> <th>CZE</th> <th>NOR</th> </tr> <tr> <td>5 / 36%</td> <td>9 / 64%</td> </tr> </table>	CZE	NOR	5 / 36%	9 / 64%
CZE	NOR																
5 / 36%	9 / 64%																
	-82	+7	-30	+7	-82	+7											
	+82	-7	-82	+8	+82	-7											
	+82	-8	-82	+8	+82	-7											
	+82	-7	-82	+7	+82	-7											
Total wins / period	3 / 60%		2 / 40%		0 / 0%		5 / 100%		2 / 50%		2 / 50%						

PERIOD 2

	CZE		NOR		CZE		NOR		CZE		NOR		Total wins all zones				
	Def. zone	Att. zone	Neutral zone	Neutral zone	Att. zone	Def. zone	Att. zone	Def. zone	Att. zone	Def. zone							
	-82	+8	+75	-8	-30	+8							<table border="1"> <tr> <th>CZE</th> <th>NOR</th> </tr> <tr> <td>4 / 33%</td> <td>8 / 67%</td> </tr> </table>	CZE	NOR	4 / 33%	8 / 67%
CZE	NOR																
4 / 33%	8 / 67%																
	-82	-82	-	+7	+30	-12											
	-75	-75	-	+7													
	+82	-7	-30	+7													
	-	+12															
Total wins / period	2 / 33%		4 / 67%		1 / 25%		3 / 75%		1 / 50%		1 / 50%						

PERIOD 3

	CZE		NOR		CZE		NOR		CZE		NOR		Total wins all zones				
	Def. zone	Att. zone	Neutral zone	Neutral zone	Att. zone	Def. zone	Att. zone	Def. zone	Att. zone	Def. zone							
	-82	+7	-82	+7									<table border="1"> <tr> <th>CZE</th> <th>NOR</th> </tr> <tr> <td>4 / 33%</td> <td>8 / 67%</td> </tr> </table>	CZE	NOR	4 / 33%	8 / 67%
CZE	NOR																
4 / 33%	8 / 67%																
	-30	+7	+82	-7													
	-82	+7															
	+82	-7															
	-82	+8															
	-24	+8															
	+30	-7															
	+82	-8															
	-30	+8															
Total wins / period	3 / 30%		7 / 70%		1 / 50%		1 / 50%										





SPART COMPLEX AND PARK

ICE SLEDGE HOCKEY



SAT  
13 APR 2013  
12:30

MIXED

GROUP A - GAME X02

---

## BEST PLAYER OF THE GAME

**GAME#** (02) CZE - NOR

**HOME TEAM** CZE **NAME/#** [75] RAUL Jiri

**VISITING TEAM** NOR **NAME/#** [22] BAKKE Audun

## GAME ROSTER

### KOR - RUS

#### Referee(s)

WEBINGER Kevin (CAN)

#### Linesmen

CLARK Matt (CAN), HELTMAN Tomasz (POL)

#### Goalkeepers

Team: KOR

No	Name	GP	MIP	GA	SVS	SOGS	SVS%	GAA
31	YU Man Gyun	1	45:00	2	8	10	80.00	2.00
74	CHUNG Young Hoon	1	0:00				0.00	0.00

Team: RUS

No	Name	GP	MIP	GA	SVS	SOGS	SVS%	GAA
20	LOBANOV Konstantin	1	45:00	1	15	16	93.75	1.00
1	IVANOV Mikhail	1	0:00				0.00	0.00

#### Team Roster

Team: KOR (BLUE)

No	Pos	Name	Gn	GP	G	A	PTS	PIM	+/-
7	F	SHIN Kyoung Moon	M	1	0	0	0	0	
10	D	CHO Young Jae	M	1	0	0	0	0	-1
11	F	CHOI Bae Suk	M	1	0	0	0	0	
12	F	KIM Young Sung	M	1	1	0	1	2	-1
14	F	JUNG Seung Hwan	M	1	0	1	1	0	-1
20	D	JANG Dong Shin	M	1	0	0	0	0	-1
23	F	LEE Yong Min	M	1	0	0	0	2	-1
26	F	KIM Dae Jung	M	1	0	0	0	0	
27	F	CHO Byeong Seok	M	1	0	0	0	0	-1
28	F	LEE Jong Kyung +A	M	1	0	0	0	0	
31	GK	YU Man Gyun	M	1	0	0	0	0	-1
49	D	LEE Young Min	M	1	0	0	0	0	
55	F	JANG Jong Ho +A	M	1	0	0	0	0	
68	D	HAN Min Su +C	M	1	0	0	0	0	
74	GK	CHUNG Young Hoon	M	1	0	0	0	0	
88	F	PARK Sang Hyeon	M	1	0	0	0	0	+1
90	D	PARK Woo Chul	M	1	0	0	0	0	

Team: RUS (WHITE)

No	Pos	Name	Gn	GP	G	A	PTS	PIM	+/-
1	GK	IVANOV Mikhail	M	1	0	0	0	0	
2	D	LYSOV Aleksei	M	1	0	0	0	0	+1
5	D	VARLAKOV Vasilii	M	1	0	1	1	2	
8	F	LISOV Dmitriy +A	M	1	1	1	2	0	+2
10	F	TUCHIN Ruslan	M	1	0	0	0	2	-1
11	F	AMOSOV Alexey	M	1	0	0	0	0	
13	F	SHIKHOV Konstantin +A	M	1	0	0	0	2	-1
17	D	SELYUKIN Vadim +C	M	1	0	0	0	0	
18	F	SOKOLOV Andrey	M	1	0	0	0	0	
19	D	KUZNETSOV Ivan	M	1	0	0	0	0	+1
20	GK	LOBANOV Konstantin	M	1	0	0	0	0	+1
21	F	PETROV Evgeny	M	1	1	1	2	0	+2
22	F	TERENTYEV Nikolay	M	1	0	0	0	6	-1
23	F	VOLKOV Ilia	M	1	0	0	0	0	+2
24	D	POPOV Ilia	M	1	0	0	0	0	

Head Coach: CHUN Jung Kook

Head Coach: SAMOYLOV Sergey

Legend:							
+/-	Plus/minus net	+A	Assistant captain	+C	Captain	A	Assists
D	Defence	F	Forward	G	Goals	GA	Goals against
GAA	Goals against as average per 60 minutes			GK	Goalkeeper	GP	Games played
MIP	Minutes and seconds played			No	Jersey number	PIM	Penalties in minutes
Pos	Position	PTS	Points	SOG	Shots on goal	SVS	Saves
SVS%	Saves in percentage						

## RESULTS SUMMARY

KOR - RUS 1-2 (0-1) (0-0) (1-1)

<b>Spectators</b>	<b>Referee(s)</b>	<b>Linesmen</b>
	WEBINGER Kevin (CAN)	CLARK Matt (CAN), HELTMAN Tomasz (POL)

### Team Statistic

Period	Score	SVS	SOG	PIM	TPP	PPG	SHG
1	0 : 1	4 : 6	6 : 5	4 : 4	11:34 : 02:57	0 : 0	0 : 0
2	0 : 0	1 : 15	15 : 1	0 : 6	05:50 : 00:00	0 : 0	0 : 0
3	1 : 1	5 : 3	4 : 6	0 : 2	: 00:00	0 : 0	0 : 0
<b>Total:</b>	<b>1 : 2</b>	<b>10 : 24</b>	<b>25 : 12</b>	<b>4 : 12</b>	<b>09:12 : 02:57</b>	<b>0 : 0</b>	<b>0 : 0</b>

### 1st Period

Action	Time	ET/Res	Team	Type	No	Name	(G)	Assist By / Action Description
GK	00:00		RUS		20	LOBANOV K		
GK	00:00		KOR		31	YU MG		
<b>Goal</b>	<b>01:29</b>	<b>0:1</b>	<b>RUS</b>	<b>EQ</b>	<b>8</b>	<b>LISOV D</b>	<b>(1)</b>	<b>21 PETROV E</b> On ice KOR 31 12 23 27 68 90 RUS 20 2 8 19 21 23
Penalty	01:50	-	RUS	2 min.	5	VARLAKOV V		Hooking / start serving at 02:00
Penalty	05:55	-	RUS	2 min.	10	TUCHIN R		Roughing / start serving at 07:25
Penalty	07:25	-	KOR	2 min.	12	KIM YS		Teeing / start serving at 07:51
Penalty	07:58	-	KOR	2 min.	23	LEE YM		Too Many Players on the Ice / start serving at 11:57

### 2nd Period

Action	Time	ET/Res	Team	Type	No	Name	(G)	Assist By / Action Description
GK	15:00		RUS		20	LOBANOV K		
GK	15:00		KOR		31	YU MG		
Penalty	17:08	-	RUS	2 min.	13	SHIKHOV K		Interference / start serving at 20:13
Penalty	21:22	-	RUS	2 min.	22	TERENTYEV N		Too Many Players on the Ice Served by: 22 TERENTYEV N
Penalty	28:12	-	RUS	2 min.	22	TERENTYEV N		Interference

### 3rd Period

Action	Time	ET/Res	Team	Type	No	Name	(G)	Assist By / Action Description
GK	30:00		KOR		31	YU MG		
GK	30:00		RUS		20	LOBANOV K		
<b>Goal</b>	<b>37:02</b>	<b>0:2</b>	<b>RUS</b>	<b>EQ</b>	<b>21</b>	<b>PETROV E</b>	<b>(1)</b>	On ice KOR 31 10 12 14 20 28 RUS 20 2 8 19 21 23
Penalty	38:47	-	RUS	2 min.	22	TERENTYEV N		Cross-Checking / start serving at 43:13
<b>Goal</b>	<b>43:04</b>	<b>1:2</b>	<b>KOR</b>	<b>EQ</b>	<b>12</b>	<b>KIM YS</b>	<b>(1)</b>	<b>14 JUNG SH</b> On ice KOR 31 12 28 68 88 90 RUS 20 2 10 13 19 22
Time-out	43:13		RUS					

### Goalkeeper Records

Team: KOR - KOREA				
No	Name	SOG	SVS	MIP
31	YU Man Gyun	10	8	45:00
74	CHUNG Young Hoon			

Team: RUS - RUSSIAN FEDERATION				
No	Name	SOG	SVS	MIP
20	LOBANOV Konstantin	16	15	45:00
1	IVANOV Mikhail			

### Game Statistics

Team: KOR (BLUE)																			
No	Pos	Name	Gn	G	A	PIM	Shots					Time on Ice							
							1	2	3	OT	TS	+/-	1	2	3	OT	TOT	SHF	AVG
14	F	JUNG Seung Hwan	M	0	1	0	3	2	1	0	6	-1	10:41	8:21	8:44		27:46	22	01:15
20	D	JANG Dong Shin	M	0	0	0	0	1	1	0	2	-1	9:42	8:05	8:18		26:05	25	01:02
27	F	CHO Byeong Seok	M	0	0	0	1	2	0	0	3	-1	4:51	7:11	10:03		22:05	16	01:22
28	F	LEE Jong Kyung +A	M	0	0	0	0	0	0	0	0		11:06	8:06	7:03		26:15	20	01:18
68	D	HAN Min Su +C	M	0	0	0	0	2	0	0	2		5:31	8:04	8:53		22:28	14	01:36
10	D	CHO Young Jae	M	0	0	0	1	3	1	0	5	-1	10:07	7:22	8:11		25:40	21	01:13
12	F	KIM Young Sung	M	1	0	2	0	0	1	0	1	-1	3:32	5:58	5:06		14:36	21	00:41
23	F	LEE Yong Min	M	0	0	2	0	2	0	0	2	-1	1:59	5:18	4:56		12:13	13	00:56



## RESULTS SUMMARY

### Game Statistics

Team: KOR (BLUE)																			
No	Pos	Name	Gn	G	A	PIM	Shots					+/-	Time on Ice						
							1	2	3	OT	TS		1	2	3	OT	TOT	SHF	AVG
55	F	JANG Jong Ho +A	M	0	0	0	0	0	0	0	0	7:44	0:00	0:00		7:44	5	01:32	
90	D	PARK Woo Chul	M	0	0	0	1	1	0	0	2	5:40	5:12	5:14		16:06	14	01:09	
7	F	SHIN Kyoung Moon	M	0	0	0	0	0	0	0	0	0:00	0:00	0:00		0:00			
11	F	CHOI Bae Suk	M	0	0	0	0	0	0	0	0	0:00	0:00	0:00		0:00			
26	F	KIM Dae Jung	M	0	0	0	0	1	0	0	1	0:00	6:15	1:30		7:45	5	01:33	
49	D	LEE Young Min	M	0	0	0	0	0	0	0	0	0:00	0:00	0:00		0:00			
88	F	PARK Sang Hyeon	M	0	0	0	0	1	0	0	1	+1	0:00	1:01	4:56		5:57	5	01:11
31	GK	YU Man Gyun	M	0	0	0	0	0	0	0	0								
74	GK	CHUNG Young Hoon	M	0	0	0	0	0	0	0	0								
<b>Total:</b>				<b>1</b>	<b>1</b>	<b>4</b>	<b>6</b>	<b>15</b>	<b>4</b>	<b>25</b>									
Head Coach:CHUN Jung Kook																			

### Game Statistics

Team: RUS (WHITE)																			
No	Pos	Name	Gn	G	A	PIM	Shots					+/-	Time on Ice						
							1	2	3	OT	TS		1	2	3	OT	TOT	SHF	AVG
2	D	LYSOV Aleksei	M	0	0	0	0	0	0	0	0	+1	8:32	9:55	6:31		24:58	18	01:23
8	F	LISOV Dmitriy +A	M	1	1	0	1	0	0	0	1	+2	7:50	5:35	6:13		19:38	14	01:24
19	D	KUZNETSOV Ivan	M	0	0	0	0	1	0	0	1	+1	7:26	9:28	5:58		22:52	19	01:12
21	F	PETROV Evgeny	M	1	1	0	1	0	3	0	4	+2	6:57	6:04	5:52		18:53	14	01:20
23	F	VOLKOV Iliia	M	0	0	0	0	0	0	0	0	+2	7:20	5:36	6:54		19:50	15	01:19
5	D	VARLAKOV Vasili	M	0	1	2	1	0	1	0	2		3:48	4:34	9:36		17:58	13	01:22
10	F	TUCHIN Ruslan	M	0	0	2	0	0	0	0	0	-1	4:13	6:17	7:52		18:22	17	01:04
13	F	SHIKHOV Konstantin +A	M	0	0	2	1	0	0	0	1	-1	5:36	9:17	6:07		21:00	17	01:14
18	F	SOKOLOV Andrey	M	0	0	0	0	0	0	0	0		5:46	4:52	6:36		17:14	18	00:57
22	F	TERENTYEV Nikolay	M	0	0	6	1	0	1	0	2	-1	4:52	3:00	7:24		15:16	18	00:50
11	F	AMOSOV Alexey	M	0	0	0	0	0	0	0	0		0:00	0:00	0:00		0:00	1	00:00
17	D	SELYUKIN Vadim +C	M	0	0	0	0	0	1	0	1		2:30	2:58	2:05		7:33	6	01:15
24	D	POPOV Iliia	M	0	0	0	0	0	0	0	0		0:00	0:00	0:00		0:00		
20	GK	LOBANOV Konstantin	M	0	0	0	0	0	0	0	0								
1	GK	IVANOV Mikhail	M	0	0	0	0	0	0	0	0								
<b>Total:</b>				<b>2</b>	<b>3</b>	<b>12</b>	<b>5</b>	<b>1</b>	<b>6</b>	<b>12</b>									
Head Coach:SAMOYLOV Sergey																			

### Group B

R	Team	GP	W	OTW	OTL	LPTS	GDF	GF:GA		KOR	CAN	ITA	RUS
1	RUS	1	1	0	0	0	3	1	2:1	KOR	TUE 16 APR 14:00	SUN 14 APR 19:00	1:2
2	KOR	1	0	0	0	1	0	-1	1:2	CAN	TUE 16 APR 14:00	SAT 13 APR 19:00	SUN 14 APR 15:45
3	CAN	0	0	0	0	0	0	0	0:0	ITA	SUN 14 APR 19:00	SAT 13 APR 19:00	TUE 16 APR 10:45
4	ITA	0	0	0	0	0	0	0	0:0	RUS	2:1	SUN 14 APR 15:45	TUE 16 APR 10:45

Legend:							
<b>(G)</b>	Goals in tournament	<b>+/-</b>	Plus/minus net	<b>+A</b>	Assistant captain	<b>+C</b>	Captain
<b>A</b>	Assists	<b>AVG</b>	Average time on ice/shift	<b>D</b>	Defence	<b>EQ</b>	Equal strength
<b>ET/Res</b>	Penalty end time/Result of game	<b>GDF</b>	Goal difference	<b>F</b>	Forward	<b>G</b>	Goals
<b>GA</b>	Goals against	<b>L</b>	Losses	<b>GF</b>	Goals for	<b>GK</b>	Goalkeeper
<b>GP</b>	Games played	<b>OTL</b>	Overtime loss	<b>MIP</b>	Minutes in play(GK)	<b>No</b>	Jersey number
<b>OT</b>	Overtime	<b>PP1</b>	Power play -1 player	<b>OTW</b>	Overtime win	<b>PIM</b>	Penalties in minutes
<b>Pos</b>	Position	<b>SHF</b>	Number of shifts	<b>PPG</b>	Power play goals	<b>PTS</b>	Points
<b>R</b>	Rank	<b>TOT</b>	Total	<b>SHG</b>	Shorthanded goals	<b>SOG</b>	Shots on goal
<b>SVS</b>	Saves			<b>TPP</b>	Time on power play	<b>TS</b>	Total shots
<b>W</b>	Wins						

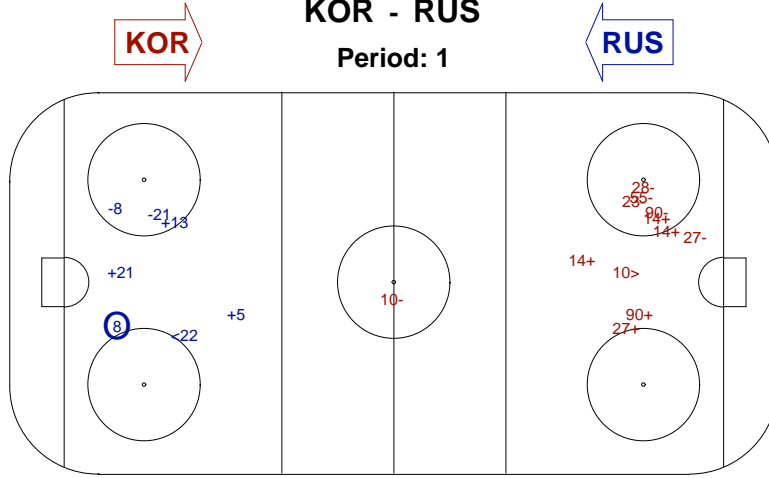
SHOT CHART

Shots by **RUS**  
Goals (o): 1 SSG (+): 3  
SSP (-): 1 SPG (-): 2



**KOR - RUS**

Period: 1



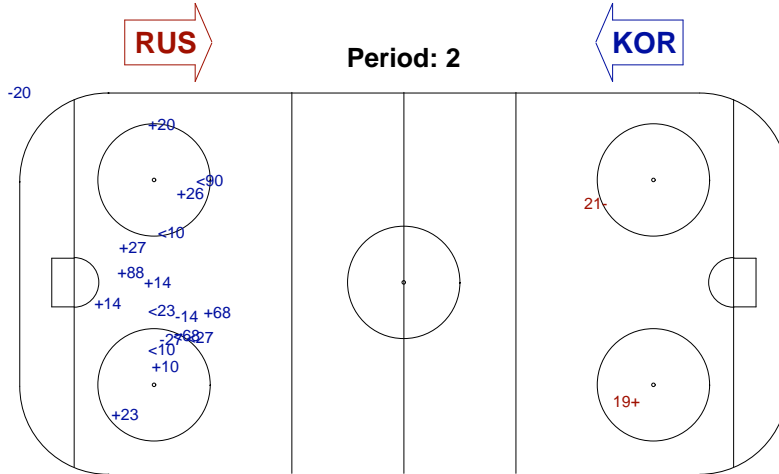
Shots by **KOR**  
Goals (o): 0 SSG (+): 5  
SSP (-): 1 SPG (-): 6



Shots by **KOR**  
Goals (o): 0 SSG (+): 9  
SSP (-): 6 SPG (-): 3



Period: 2



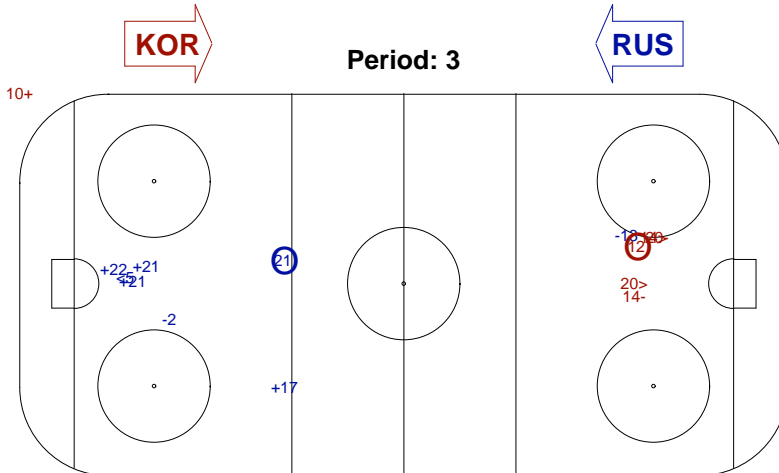
Shots by **RUS**  
Goals (o): 0 SSG (+): 1  
SSP (-): 0 SPG (-): 1



Shots by **RUS**  
Goals (o): 1 SSG (+): 4  
SSP (-): 1 SPG (-): 2



Period: 3



Shots by **KOR**  
Goals (o): 1 SSG (+): 1  
SSP (-): 2 SPG (-): 2



**Legend:**  
ENG Empty net goal    GK Goalkeeper    SPG Shots past goal    SSG Shots saved by goalkeeper    SSP Shots saved by player

FACE OFF CHART

KOR - RUS

PERIOD 1

	KOR		RUS		KOR		RUS		KOR		RUS		Total wins all zones				
	Def. zone	Att. zone	Neutral zone	Neutral zone	Att. zone	Def. zone	Att. zone	Def. zone	Att. zone	Def. zone	Att. zone						
	+28	-10	+28	-23	-55	+23							<table border="1"> <tr> <th>KOR</th> <th>RUS</th> </tr> <tr> <td>9 / 60%</td> <td>6 / 40%</td> </tr> </table>	KOR	RUS	9 / 60%	6 / 40%
KOR	RUS																
9 / 60%	6 / 40%																
	-27	+10	-27	+8	+27	-8											
	-28	+23	+27	-8	+55	-23											
	-23	-23	-28	+10	+27	-23											
	+28	-															
	+27	-8															
	+28	-10															
Total wins / period	4 / 57%	3 / 43%	2 / 50%	2 / 50%	3 / 75%	1 / 25%											

PERIOD 2

	KOR		RUS		KOR		RUS		KOR		RUS		Total wins all zones				
	Def. zone	Att. zone	Neutral zone	Neutral zone	Att. zone	Def. zone	Att. zone	Def. zone	Att. zone	Def. zone	Att. zone						
	+28	-23	-28	+10	+28	-10							<table border="1"> <tr> <th>KOR</th> <th>RUS</th> </tr> <tr> <td>5 / 63%</td> <td>3 / 38%</td> </tr> </table>	KOR	RUS	5 / 63%	3 / 38%
KOR	RUS																
5 / 63%	3 / 38%																
	-10	-10	+27	-	-28	+10											
					+23	-23											
					+28	-											
Total wins / period	1 / 50%	1 / 50%	1 / 50%	1 / 50%	3 / 75%	1 / 25%											

PERIOD 3

	KOR		RUS		KOR		RUS		KOR		RUS		Total wins all zones				
	Def. zone	Att. zone	Neutral zone	Neutral zone	Att. zone	Def. zone	Att. zone	Def. zone	Att. zone	Def. zone	Att. zone						
	-10	-10	+27	-23	+28	-23							<table border="1"> <tr> <th>KOR</th> <th>RUS</th> </tr> <tr> <td>4 / 57%</td> <td>3 / 43%</td> </tr> </table>	KOR	RUS	4 / 57%	3 / 43%
KOR	RUS																
4 / 57%	3 / 43%																
	+28	-			-28	+23											
	-23	-23			+27	-											
Total wins / period	1 / 33%	2 / 67%	1 / 100%	0 / 0%	2 / 67%	1 / 33%											

### FACE OFF CHART

#### TOTAL

	KOR		RUS		KOR		RUS		Total wins all zones	
	Def. zone	Att. zone	Neutral zone	Att. zone	Def. zone	Att. zone	Def. zone	KOR	RUS	
Total wins / game	6 / 50%	6 / 50%	4 / 57%	3 / 43%	8 / 73%	3 / 27%	18 / 60%	12 / 40%		

#### HEAD TO HEAD

No.	RUS										Tot	wins KOR	Dz	Nz	Az
	8	10	23												
23			1-0								1	1 100%			1 100%
27	3-1	0-1	2-0								9	7 78%	1 50%	3 75%	3 100%
28		3-3	3-2								14	9 64%	5 83%	1 33%	3 60%
55			1-1								2	1 50%			1 50%
<b>Tot</b>	4	9	12								30	18 60%	6 50%	4 57%	8 73%
<b>wins RUS</b>	1 25%	4 44%	3 25%								12 40%				
<b>Dz</b>	0 0%	1 50%	2 33%								3 27%				
<b>Nz</b>	1 50%	2 100%	0 0%								3 43%				
<b>Az</b>	0 0%	1 20%	1 25%								6 50%				

<b>Legend:</b>	<b>Az</b> Attacking zone	<b>Dz</b> Defending zone	<b>Nz</b> Neutral zone	<b>Tot</b> Total face-offs played
----------------	--------------------------	--------------------------	------------------------	-----------------------------------



SPART COMPLEX AND PARK

ICE SLEDGE HOCKEY



SAT  
13 APR 2013  
15:45

MIXED

GROUP B - GAME X03

---

## BEST PLAYER OF THE GAME

**GAME#** (03) KOR - RUS

**HOME TEAM** KOR **NAME/#** [14] JUNG Seung Hwan

**VISITING TEAM** RUS **NAME/#** [8] LISOV Dmitriy

## GAME ROSTER

### CAN - ITA

#### Referee(s)

VANEK Jan (CZE)

#### Linesmen

KASAHARA Yoshifumi (JPN), RICHARDSON Steven (NOR)

#### Goalkeepers

Team: CAN

No	Name	GP	MIP	GA	SVS	SOGS	SVS%	GAA
30	WATSON Corbin	1	44:12		9		9100.00	0.00
22	ST-AMAND Benoit	1	0:00				0.00	0.00

Team: ITA

No	Name	GP	MIP	GA	SVS	SOGS	SVS%	GAA
1	STILLITANO Santino	1	31:43	5	16	21	76.19	5.00
15	ARAUDO Gabriele	1	12:49		8		8100.00	0.00

#### Team Roster

Team: CAN (RED)

No	Pos	Name	Gn	GP	G	A	PTS	PIM	+/-
4	D	WHITSON Derek	M	1	0	0	0	0	+2
5	F	REMPEL Kevin	M	1	0	0	0	2	+2
7	F	DORION Marc	M	1	0	0	0	0	
8	F	MCGREGOR Tyler	M	1	0	0	0	0	+1
9	F	GALE Anthony	M	1	0	0	0	0	
11	D	DIXON Adam +A	M	1	2	0	2	0	+2
12	F	WESTLAKE Greg +C	M	1	2	1	3	0	+3
14	D	ARSENAULT Stephen	M	1	0	0	0	0	+1
18	F	BRIDGES Billy	M	1	0	0	0	4	+3
20	F	LUDWIG Karl	M	1	0	0	0	0	
22	GK	ST-AMAND Benoit	M	1	0	0	0	0	
26	F	LAROCQUE Dominic	M	1	0	0	0	0	
27	F	BOWDEN Bradley +A	M	1	1	3	4	0	+3
29	D	MURRAY Graeme	M	1	0	0	0	2	+1
30	GK	WATSON Corbin	M	1	0	0	0	0	+5

Team: ITA (WHITE)

No	Pos	Name	Gn	GP	G	A	PTS	PIM	+/-
1	GK	STILLITANO Santino	M	1	0	0	0	0	-5
3	D	ROSA Gianluigi	M	1	0	0	0	6	-4
5	F	PLANKER Florian +A	M	1	0	0	0	2	-5
6	D	CAVALIERE Gianluca +A	M	1	0	0	0	0	-1
7	F	WINKLER Werner	M	1	0	0	0	0	-4
8	D	RADICE Roberto	M	1	0	0	0	0	-3
14	D	BALOSSETTI Bruno	M	1	0	0	0	0	-1
15	GK	ARAUDO Gabriele	M	1	0	0	0	0	
16	F	CHIAROTTI Andrea +C	M	1	0	0	0	0	-4
18	F	MACRI Andrea	M	1	0	0	0	0	
68	F	CORVINO Valerio	M	1	0	0	0	0	
69	D	CONDELLO Giuseppe	M	1	0	0	0	0	
73	F	LEPERDI Gregory	M	1	0	0	0	0	-2

Head Coach: MONDIN Michael

Head Coach: DA RIN DE LORENZO Massimo

Legend:							
+/-	Plus/minus net	+A	Assistant captain	+C	Captain	A	Assists
D	Defence	F	Forward	G	Goals	GA	Goals against
GAA	Goals against as average per 60 minutes			GK	Goalkeeper	GP	Games played
MIP	Minutes and seconds played			No	Jersey number	PIM	Penalties in minutes
Pos	Position	PTS	Points	SOG	Shots on goal	SVS	Saves
SVS%	Saves in percentage						

## RESULTS SUMMARY

CAN - ITA 5-0 (1-0) (3-0) (1-0)

Spectators	Referee(s)	Linesmen
	VANEK Jan (CZE)	KASAHARA Yoshifumi (JPN), RICHARDSON Steven (NOR)

### Team Statistic

Period	Score	SVS	SOG	PIM	TPP	PPG	SHG
1	1 : 0	1 : 11	12 : 1	0 : 6	03:00 : 00:00	1 : 0	0 : 0
2	3 : 0	9 : 2	5 : 9	8 : 0	00:00 : 07:50	0 : 0	1 : 0
3	1 : 0	0 : 13	14 : 0	0 : 2	02:06 : 00:00	0 : 0	0 : 0
<b>Total:</b>	<b>5 : 0</b>	<b>10 : 26</b>	<b>31 : 10</b>	<b>8 : 8</b>	<b>05:06 : 07:50</b>	<b>1 : 0</b>	<b>1 : 0</b>

### 1st Period

Action	Time	ET/Res Team	Type	No	Name	(G) Assist By / Action Description
GK	00:00	CAN		30	WATSON C	
GK	00:00	ITA		1	STILLITANO S	
GK	07:15	CAN		30	WATSON C	
Penalty	09:19	- ITA	2 min.	3	ROSA G	Hooking / start serving at 11:53
<b>Goal</b>	<b>11:14 1:0</b>	<b>CAN</b>	<b>PP1</b>	<b>12</b>	<b>WESTLAKE G</b>	(1) On ice CAN 30 5 11 12 18 27 ITA 1 5 14 16 73
Penalty	11:40	- ITA	2 min.	3	ROSA G	Teeing / start serving at 11:53
GK	13:44	CAN		30	WATSON C	
Penalty	13:44	- ITA	2 min.	5	PLANKER F	Hooking

### 2nd Period

Action	Time	ET/Res Team	Type	No	Name	(G) Assist By / Action Description
GK	15:00	ITA		1	STILLITANO S	
GK	15:00	CAN		30	WATSON C	
<b>Goal</b>	<b>17:10 2:0</b>	<b>CAN</b>	<b>EQ</b>	<b>11</b>	<b>DIXON A</b>	(1) On ice CAN 30 4 5 18 27 ITA 1 3 5 7 8 16
Penalty	17:35	- CAN	2 min.	29	MURRAY G	Hooking / start serving at 19:53
Penalty	21:00	- CAN	2 min.	5	REMPEL K	Teeing / start serving at 22:33
Penalty	22:33	- CAN	2 min.	18	BRIDGES B	Hooking / start serving at 25:22
Penalty	25:22	- CAN	2 min.	18	BRIDGES B	Elbowing / start serving at 27:30
<b>Goal</b>	<b>25:58 3:0</b>	<b>CAN</b>	<b>SH1</b>	<b>27</b>	<b>BOWDEN B</b>	(1) 12 WESTLAKE G On ice CAN 30 11 12 14 27 ITA 1 3 5 6 7 16
<b>Goal</b>	<b>29:44 4:0</b>	<b>CAN</b>	<b>EQ</b>	<b>12</b>	<b>WESTLAKE G</b>	(2) On ice CAN 30 4 8 12 18 29 ITA 1 3 5 7 8 73

### 3rd Period

Action	Time	ET/Res Team	Type	No	Name	(G) Assist By / Action Description
GK	30:27	ITA		1	STILLITANO S	
GK	30:32	CAN		30	WATSON C	
<b>Goal</b>	<b>31:14 5:0</b>	<b>CAN</b>	<b>EQ</b>	<b>11</b>	<b>DIXON A</b>	(2) 27 BOWDEN B On ice CAN 30 ITA 1 3 5 7 8 16
GK	32:11	ITA		15	ARAUDO G	
Penalty	36:55	- ITA	2 min.	3	ROSA G	Holding / start serving at 37:25

### Goalkeeper Records

Team: CAN - CANADA				
No	Name	SOG	SVS	MIP
30	WATSON Corbin	9	9	44:12
22	ST-AMAND Benoit			

Team: ITA - ITALY				
No	Name	SOG	SVS	MIP
1	STILLITANO Santino	21	16	31:43
15	ARAUDO Gabriele	8	8	12:49

### Game Statistics

Team: CAN (RED)																		
No	Pos	Name	Gn	G	A	PIM	Shots					Time on Ice						
							1	2	3	OT	TS	+/-	1	2	3	OT	TOT	SHF
11	D	DIXON Adam +A	M	2	0	0	2	1	3	0	6	+2	8:55	7:10	7:41	23:46	20	01:11
12	F	WESTLAKE Greg +C	M	2	1	0	3	1	0	0	4	+3	8:24	6:25	6:28	21:17	24	00:53

## RESULTS SUMMARY

### Game Statistics

Team: CAN (RED)																		
No	Pos	Name	Gn	G	A	PIM	Shots					+/-	Time on Ice					
							1	2	3	OT	TS		1	2	3	OT	TOT	SHF
14	D	ARSENAULT Stephen	M	0	0	0	0	0	0	0	0	+1	3:42	5:59	8:10	17:51	19	00:56
18	F	BRIDGES Billy	M	0	0	4	1	1	3	0	5	+3	9:23	6:02	8:29	23:54	22	01:05
27	F	BOWDEN Bradley +A	M	1	3	0	2	1	3	0	6	+3	6:21	7:24	3:49	17:34	18	00:58
4	D	WHITSON Derek	M	0	0	0	0	0	2	0	2	+2	8:51	8:22	7:08	24:21	19	01:16
8	F	MCGREGOR Tyler	M	0	0	0	0	0	0	0	0	+1	1:52	2:17	6:17	10:26	8	01:18
9	F	GALE Anthony	M	0	0	0	1	0	0	0	1		3:08	2:59	3:11	9:18	13	00:42
26	F	LAROCQUE Dominic	M	0	0	0	0	0	0	0	0		1:29	2:10	2:39	6:18	14	00:27
29	D	MURRAY Graeme	M	0	0	2	0	0	1	0	1	+1	6:16	4:37	4:17	15:10	20	00:45
5	F	REMPPEL Kevin	M	0	0	2	1	1	0	0	2	+2	6:30	6:17	4:24	17:11	22	00:46
7	F	DORION Marc	M	0	0	0	2	0	1	0	3		3:48	3:16	3:42	10:46	21	00:30
20	F	LUDWIG Karl	M	0	0	0	0	0	1	0	1		1:49	1:33	5:03	8:25	8	01:03
30	GK	WATSON Corbin	M	0	0	0	0	0	0	0	0							
22	GK	ST-AMAND Benoit	M	0	0	0	0	0	0	0	0							
<b>Total:</b>				<b>5</b>	<b>4</b>	<b>8</b>	<b>12</b>	<b>5</b>	<b>14</b>	<b>31</b>								
Head Coach:MONDIN Michael																		

### Game Statistics

Team: ITA (WHITE)																		
No	Pos	Name	Gn	G	A	PIM	Shots					+/-	Time on Ice					
							1	2	3	OT	TS		1	2	3	OT	TOT	SHF
5	F	PLANKER Florian +A	M	0	0	2	0	0	0	0	0	-5	8:49	8:54	7:36	25:19	21	01:12
7	F	WINKLER Werner	M	0	0	0	0	1	0	0	1	-4	7:21	9:09	9:25	25:55	21	01:14
8	D	RADICE Roberto	M	0	0	0	0	0	0	0	0	-3	4:37	3:30	4:50	12:57	12	01:04
14	D	BALOSSETTI Bruno	M	0	0	0	0	0	0	0	0	-1	9:13	4:23	4:16	17:52	14	01:16
16	F	CHIAROTTI Andrea +C	M	0	0	0	0	0	0	0	0	-4	6:08	9:28	7:20	22:56	16	01:26
3	D	ROSA Gianluigi	M	0	0	6	0	4	0	0	4	-4	5:09	10:01	8:40	23:50	16	01:29
18	F	MACRI Andrea	M	0	0	0	0	0	0	0	0		5:18	4:04	4:31	13:53	16	00:52
68	F	CORVINO Valerio	M	0	0	0	0	1	0	0	1		5:31	5:23	5:47	16:41	18	00:55
69	D	CONDELLO Giuseppe	M	0	0	0	0	0	0	0	0		0:00	2:33	6:34	9:07	5	01:49
73	F	LEPERDI Gregory	M	0	0	0	1	2	0	0	3	-2	5:57	10:21	6:41	22:59	16	01:26
6	D	CAVALIERE Gianluca +A	M	0	0	0	0	1	0	0	1	-1	8:06	2:42	6:22	17:10	19	00:54
1	GK	STILLITANO Santino	M	0	0	0	0	0	0	0	0							
15	GK	ARAUDO Gabriele	M	0	0	0	0	0	0	0	0							
<b>Total:</b>				<b>0</b>	<b>0</b>	<b>8</b>	<b>1</b>	<b>9</b>	<b>10</b>									
Head Coach:DA RIN DE LORENZO Massimo																		

### Group B

R	Team	GP	W	OTW	OTL	LPTS	GDF	GF:GA		KOR	CAN	ITA	RUS
1	CAN	1	1	0	0	0	3	5	5:0	KOR	TUE 16 APR 14:00	SUN 14 APR 19:00	1:2
2	RUS	1	1	0	0	0	3	1	2:1	CAN	TUE 16 APR 14:00	5:0	SUN 14 APR 15:45
3	KOR	1	0	0	0	1	0	-1	1:2	ITA	SUN 14 APR 19:00	0:5	TUE 16 APR 10:45
4	ITA	1	0	0	0	1	0	-5	0:5	RUS	2:1	SUN 14 APR 15:45	TUE 16 APR 10:45

Legend:							
<b>(G)</b>	Goals in tournament	<b>+/-</b>	Plus/minus net	<b>+A</b>	Assistant captain	<b>+C</b>	Captain
<b>A</b>	Assists	<b>AVG</b>	Average time on ice/shift	<b>D</b>	Defence	<b>EQ</b>	Equal strength
<b>ET/Res</b>	Penalty end time/Result of game	<b>GDF</b>	Goal difference	<b>F</b>	Forward	<b>G</b>	Goals
<b>GA</b>	Goals against	<b>L</b>	Losses	<b>GF</b>	Goals for	<b>GK</b>	Goalkeeper
<b>GP</b>	Games played	<b>OTL</b>	Overtime loss	<b>MIP</b>	Minutes in play(GK)	<b>No</b>	Jersey number
<b>OT</b>	Overtime	<b>PP1</b>	Power play -1 player	<b>OTW</b>	Overtime win	<b>PIM</b>	Penalties in minutes
<b>Pos</b>	Position	<b>SHF</b>	Number of shifts	<b>PPG</b>	Power play goals	<b>PTS</b>	Points
<b>R</b>	Rank	<b>TOT</b>	Total	<b>SHG</b>	Shorthanded goals	<b>SOG</b>	Shots on goal
<b>SVS</b>	Saves			<b>TPP</b>	Time on power play	<b>TS</b>	Total shots
<b>W</b>	Wins						



SHOT CHART

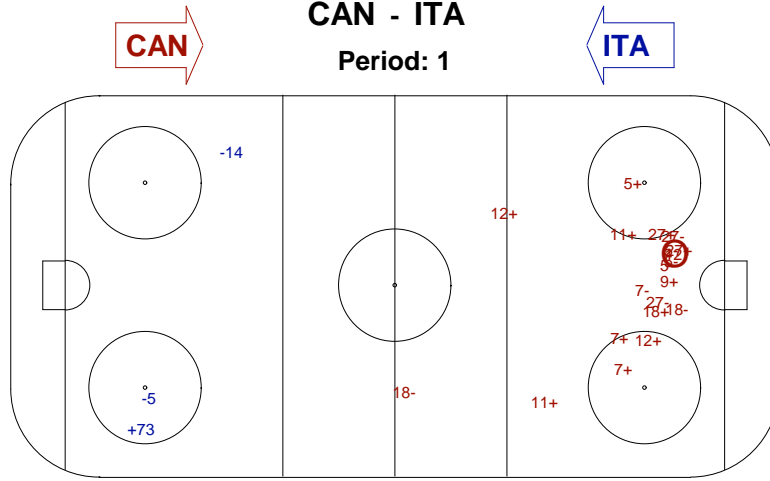
Shots by **ITA**  
Goals (o): 0 SSG (+): 1  
SSP (-): 0 SPG (-): 2



GK 30 of CAN

**CAN - ITA**

Period: 1

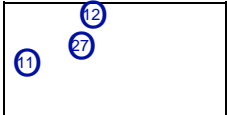


Shots by **CAN**  
Goals (o): 1 SSG (+): 11  
SSP (-): 0 SPG (-): 8



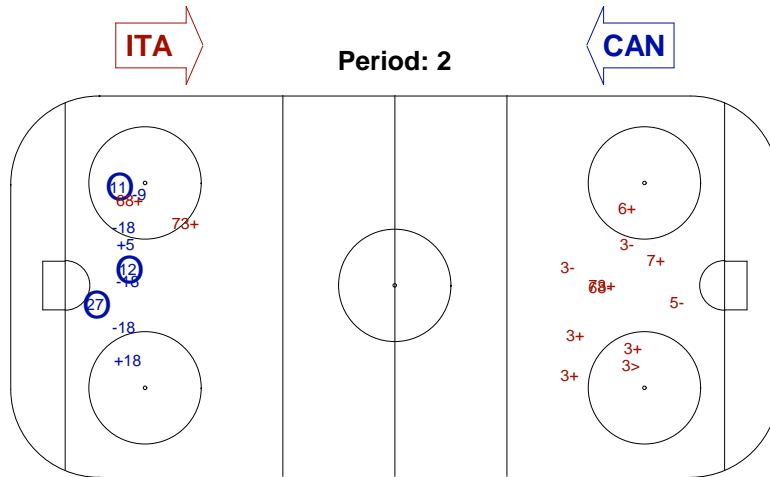
GK 1 of ITA

Shots by **CAN**  
Goals (o): 3 SSG (+): 2  
SSP (-): 0 SPG (-): 4




GK 1 of ITA

Period: 2



Shots by **ITA**  
Goals (o): 0 SSG (+): 8  
SSP (-): 1 SPG (-): 4



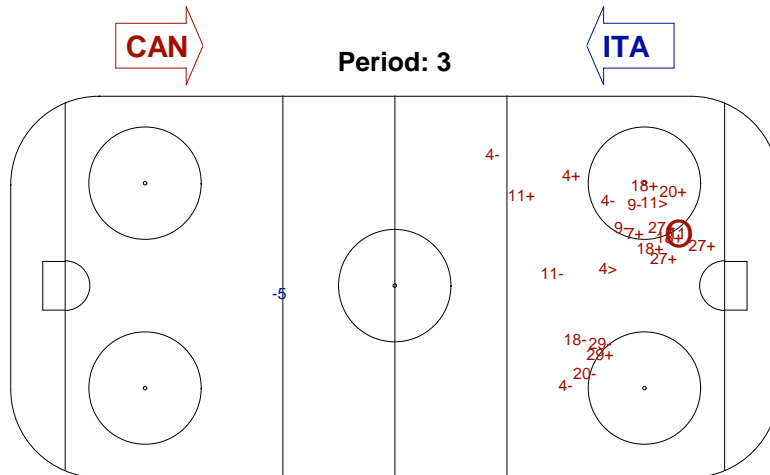
GK 30 of CAN

Shots by **ITA**  
Goals (o): 0 SSG (+): 0  
SSP (-): 0 SPG (-): 1



GK 30 of CAN

Period: 3



Shots by **CAN**  
Goals (o): 1 SSG (+): 11  
SSP (-): 2 SPG (-): 9



GK 1 of ITA



GK 15 of ITA

**Legend:**  
ENG Empty net goal    GK Goalkeeper    SPG Shots past goal    SSG Shots saved by goalkeeper    SSP Shots saved by player

FACE OFF CHART

CAN - ITA

PERIOD 1

	CAN		ITA		CAN		ITA		CAN		ITA		Total wins all zones
	Def. zone	Att. zone	Neutral zone	Neutral zone	Att. zone	Def. zone	Att. zone	Def. zone	Att. zone	Def. zone	Att. zone		
	+18	-73	+18	-5	+5	-							
	-5	-5			+18	-73			-7	+7			
	+18	-73			+18	-			+18	-			
	-12	+18			-7	+5			+18	-5			
	+18	-5			-9	+5			+9	-5			
	-5	-5			+7	-							
Total wins / period	3 / 50%	3 / 50%	1 / 100%	0 / 0%	6 / 67%	3 / 33%							CAN 10 / 63% ITA 6 / 38%

PERIOD 2

	CAN		ITA		CAN		ITA		CAN		ITA		Total wins all zones
	Def. zone	Att. zone	Neutral zone	Neutral zone	Att. zone	Def. zone	Att. zone	Def. zone	Att. zone	Def. zone	Att. zone		
	-73	-73	-12	+5	+9	-							
	+12	-18	+18	-73	+18	-73			+18	-73			
	-18	+5	-	+18	+7	-73			+7	-73			
	-12	+5	-7	+7	+7	-							
	-12	+5	+18	-									
	-73	-73											
	+18	-18											
	+12	-5											
Total wins / period	3 / 38%	5 / 63%	2 / 40%	3 / 60%	4 / 100%	0 / 0%							CAN 9 / 53% ITA 8 / 47%

PERIOD 3

	CAN		ITA		CAN		ITA		CAN		ITA		Total wins all zones
	Def. zone	Att. zone	Neutral zone	Neutral zone	Att. zone	Def. zone	Att. zone	Def. zone	Att. zone	Def. zone	Att. zone		
	+18	-5			-18	+7							
	+7	-5			-7	+5							
Total wins / period	2 / 100%	0 / 0%			0 / 0%	2 / 100%							CAN 2 / 50% ITA 2 / 50%

FACE OFF CHART

TOTAL

	<b>CAN</b>	<b>ITA</b>	<b>CAN</b>	<b>ITA</b>	<b>CAN</b>	<b>ITA</b>	Total wins all zones	
	<b>Def. zone</b>	<b>Att. zone</b>	<b>Neutral zone</b>		<b>Att. zone</b>	<b>Def. zone</b>	<b>CAN</b>	<b>ITA</b>
Total wins / game	8 / 50%	8 / 50%	3 / 50%	3 / 50%	10 / 67%	5 / 33%	21 / 57%	16 / 43%

HEAD TO HEAD

		ITA										Tot	wins CAN	Dz	Nz	Az
No.		5	7	18	73											
<b>CAN</b>	5											1	1 100%			1 100%
	7	1-2	0-2		1-0							8	4 50%	1 100%	0 0%	3 50%
	9	1-1										3	2 67%			2 67%
	12	1-3		1-1								6	2 33%	2 40%	0 0%	
	18	4-1	0-1	1-0	5-0							14	12 86%	5 83%	3 100%	4 80%
	<b>Tot</b>		16	3	4	8						37	21 57%	8 50%	3 50%	10 67%
<b>wins ITA</b>		7 44%	3 100%	2 50%	0 0%						16 43%					
<b>Dz</b>		3 60%	2 100%		0 0%						5 33%					
<b>Nz</b>		1 50%	1 100%	1 100%	0 0%						3 50%					
<b>Az</b>		3 33%		1 33%	0 0%						8 50%					

<b>Legend:</b>	<b>Az</b> Attacking zone	<b>Dz</b> Defending zone	<b>Nz</b> Neutral zone	<b>Tot</b> Total face-offs played
----------------	--------------------------	--------------------------	------------------------	-----------------------------------



SPART COMPLEX AND PARK

ICE SLEDGE HOCKEY



SAT  
13 APR 2013  
19:00

MIXED

GROUP B - GAME X04

---

## BEST PLAYER OF THE GAME

**GAME#** (04) CAN - ITA

**HOME TEAM** CAN **NAME/#** [12] WESTLAKE Greg

**VISITING TEAM** ITA **NAME/#** [69] CONDELLO Giuseppe

## GAME ROSTER

### CZE - SWE

#### Referee(s)

SAMOYLOV Igor (RUS)

#### Linesmen

HELTMAN Tomasz (POL), KIM Tae-Ho (KOR)

#### Goalkeepers

Team: CZE

No	Name	GP	MIP	GA	SVS	SOGS	SVS%	GAA
6	VAPENKA Michal	4	195:00	11	54	65	83.08	2.75
64	HULIN Libor	4	15:00	1	4	5	80.00	0.25

Team: SWE

No	Name	GP	MIP	GA	SVS	SOGS	SVS%	GAA
5	NILSSON Ulf	5	192:34	14	47	61	77.05	2.80
14	JONSSON Kenth	5	30:33	3	12	15	80.00	0.60

#### Team Roster

Team: CZE ()

No	Pos	Name	Gn	GP	G	A	PTS	PIM	+/-
6	GK	VAPENKA Michal	M	4	0	0	0	0	-7
10	D	BERGER Jiri	M	4	1	0	1	2	-4
21	D	KVOCH Tomas	M	4	0	0	0	0	-4
24	F	SAFRANEK Zdenek +C	M	4	0	0	0	0	-2
26	D	KLIMA Zdenek	M	4	0	0	0	0	-2
29	D	KUBES Pavel +A	M	4	0	0	0	0	-4
30	F	FOJTIK Erik	M	4	0	0	0	6	-3
64	GK	HULIN Libor	M	4	0	0	0	0	-1
65	D	HRBEK Miroslav	M	4	0	1	1	2	-4
74	F	GEIER Michal	M	4	0	0	0	2	-3
75	F	RAUL Jiri	M	4	2	0	2	4	-2
77	F	PALAT David	M	4	1	0	1	2	-2
82	F	HABL Zdenek +A	M	4	0	0	0	2	-5
96	F	KRUPICKA Zdenek	M	4	0	0	0	2	-2

Team: SWE ()

No	Pos	Name	Gn	GP	G	A	PTS	PIM	+/-
3	D	INGVARSSON Niklas	M	5	0	1	1	8	-13
4	F	ANDERSON Aron	M	5	0	1	1	4	-15
5	GK	NILSSON Ulf	M	5	0	0	0	0	-12
8	F	KASPERI Per +A	M	5	1	0	1	8	-9
11	D	LUNDGREN Rasmus +C	M	5	1	0	1	0	-12
14	GK	JONSSON Kenth	M	5	0	0	0	0	-3
18	F	OJALA Peter	M	5	0	0	0	0	-4
19	F	WISTRAND Anders	M	5	0	0	0	0	-2
20	F	RAKOS Niklas +A	M	5	0	0	0	2	-10
21	D	HOLM Marcus	M	5	0	0	0	4	-8

Head Coach: BRIZA Jiri

Head Coach: LUNDGREN Jorgen

Legend:							
+/-	Plus/minus net	+A	Assistant captain	+C	Captain	A	Assists
D	Defence	F	Forward	G	Goals	GA	Goals against
GAA	Goals against as average per 60 minutes			GK	Goalkeeper	GP	Games played
MIP	Minutes and seconds played			No	Jersey number	PIM	Penalties in minutes
Pos	Position	PTS	Points	SOG	Shots on goal	SVS	Saves
SVS%	Saves in percentage						

## RESULTS SUMMARY

CZE - SWE 1-0 (0-0) (1-0) (0-0)

Spectators	Referee(s)	Linesmen
	SAMOYLOV Igor (RUS)	HELTMAN Tomasz (POL), KIM Tae-Ho (KOR)

### Team Statistic

Period	Score	SVS	SOG	PIM	TPP	PPG	SHG
1	0 : 0	5 : 2	2 : 5	2 : 4	03:31 : 02:05	0 : 0	0 : 0
2	1 : 0	1 : 6	7 : 1	0 : 0	00:00 : 00:00	0 : 0	0 : 0
3	0 : 0	7 : 4	4 : 7	2 : 2	00:00 : 00:00	0 : 0	0 : 0
<b>Total:</b>	<b>1 : 0</b>	<b>13 : 12</b>	<b>13 : 13</b>	<b>4 : 6</b>	<b>03:31 : 02:05</b>	<b>0 : 0</b>	<b>0 : 0</b>

### 1st Period

Action	Time	ET/Res Team	Type	No	Name	(G) Assist By / Action Description
GK	00:00	CZE		6	VAPENKA M	
GK	00:34	SWE		5	NILSSON U	
Penalty	04:48	- CZE	2 min.	96	KRUPICKA Z	Holding / start serving at 04:51
Penalty	09:31	- SWE	2 min.	3	INGVARSSON N	Holding / start serving at 10:42
Penalty	13:27	- SWE	2 min.	21	HOLM M	Holding

### 2nd Period

Action	Time	ET/Res Team	Type	No	Name	(G) Assist By / Action Description
GK	15:00	CZE		6	VAPENKA M	
GK	15:00	SWE		14	JONSSON K	
GK	15:00	SWE		5	NILSSON U	
<b>Goal</b>	<b>28:39</b>	<b>1:0 CZE</b>	<b>EQ</b>	<b>10</b>	<b>BERGER J</b>	<b>(1) On ice CZE 6 10 30 65 74 75</b>
						<b>SWE 5 3 4 8 11 20</b>

### 3rd Period

Action	Time	ET/Res Team	Type	No	Name	(G) Assist By / Action Description
Penalty	30:00	- CZE	2 min.	77	PALAT D	Roughing / start serving at 33:49
Penalty	30:00	- SWE	2 min.	8	KASPERI P	Roughing / start serving at 33:55
GK	30:00	CZE		6	VAPENKA M	
GK	30:00	SWE		5	NILSSON U	
Time-out	38:53	SWE				

### Goalkeeper Records

Team: CZE - CZECH REPUBLIC				
No	Name	SOG	SVS	MIP
6	VAPENKA Michal	10	10	45:00
64	HULIN Libor			

Team: SWE - SWEDEN				
No	Name	SOG	SVS	MIP
5	NILSSON Ulf	9	8	44:06
14	JONSSON Kenth			

### Game Statistics

Team: CZE ( )																			
No	Pos	Name	Gn	G	A	PIM	Shots					+/-	Time on Ice						
							1	2	3	OT	TS		1	2	3	OT	TOT	SHF	AVG
21	D	KVOCH Tomas	M	0	0	0	0	1	0	0	1		6:50	9:23	7:51		24:04	23	01:02
24	F	SAFRANEK Zdenek +C	M	0	0	0	0	0	0	0	0		2:22	2:40	6:26		11:28	18	00:38
29	D	KUBES Pavel +A	M	0	0	0	0	1	0	0	1		7:16	7:30	5:41		20:27	24	00:51
77	F	PALAT David	M	0	0	2	0	1	0	0	1		3:38	3:58	5:27		13:03	17	00:46
82	F	HABL Zdenek +A	M	0	0	0	0	1	0	0	1		6:35	7:57	8:44		23:16	23	01:00
10	D	BERGER Jiri	M	1	0	0	2	1	2	0	5	+1	8:05	6:10	5:47		20:02	21	00:57
30	F	FOJTIK Erik	M	0	0	0	0	2	1	0	3	+1	7:17	6:44	5:45		19:46	24	00:49
65	D	HRBEK Miroslav	M	0	0	0	0	0	0	0	0	+1	7:04	4:39	6:06		17:49	23	00:46
74	F	GEIER Michal	M	0	0	0	0	0	0	0	0	+1	7:24	6:00	4:53		18:17	15	01:13
75	F	RAUL Jiri	M	0	0	0	0	0	0	0	0	+1	6:29	6:00	5:01		17:30	15	01:10
26	D	KLIMA Zdenek	M	0	0	0	0	0	0	0	0		3:15	4:32	4:16		12:03	17	00:42
96	F	KRUPICKA Zdenek	M	0	0	2	0	0	1	0	1		3:23	5:59	4:05		13:27	14	00:57
6	GK	VAPENKA Michal	M	0	0	0	0	0	0	0	0								
64	GK	HULIN Libor	M	0	0	0	0	0	0	0	0								

## RESULTS SUMMARY

### Game Statistics

Team: CZE ()																	
No	Pos	Name	Gn	G	A	PIM	Shots					+/-	Time on Ice				
							1	2	3	OT	TS		1	2	3	OT	TOT
<b>Total:</b>				<b>1</b>	<b>0</b>	<b>4</b>	<b>2</b>	<b>7</b>	<b>4</b>	<b>13</b>							
Head Coach:																	

### Game Statistics

Team: SWE ()																	
No	Pos	Name	Gn	G	A	PIM	Shots					+/-	Time on Ice				
							1	2	3	OT	TS		1	2	3	OT	TOT
3	D	INGVARSSON Niklas	M	0	0	2	1	0	1	0	2	-1	12:25	12:47	13:57	39:09	10 03:54
4	F	ANDERSON Aron	M	0	0	0	0	0	1	0	1	-1	14:30	14:38	15:00	44:08	10 04:24
11	D	LUNDGREN Rasmus +C	M	0	0	0	2	0	2	0	4	-1	10:33	9:07	11:25	31:05	10 03:06
20	F	RAKOS Niklas +A	M	0	0	0	2	0	1	0	3	-1	11:14	11:14	7:54	30:22	15 02:01
21	D	HOLM Marcus	M	0	0	2	0	1	1	0	2		10:47	8:47	12:12	31:46	14 02:16
8	F	KASPERI Per +A	M	0	0	2	0	0	1	0	1	-1	7:46	11:23	8:51	28:00	15 01:52
18	F	OJALA Peter	M	0	0	0	0	0	0	0	0		3:39	4:28	2:10	10:17	9 01:08
19	F	WISTRAND Anders	M	0	0	0	0	0	0	0	0		0:56	0:53	0:41	2:30	5 00:30
14	GK	JONSSON Kenth	M	0	0	0	0	0	0	0	0						
5	GK	NILSSON Ulf	M	0	0	0	0	0	0	0	0						
<b>Total:</b>				<b>0</b>	<b>0</b>	<b>6</b>	<b>5</b>	<b>1</b>	<b>7</b>	<b>13</b>							
Head Coach:LUNDGREN Jorgen																	

### Group A

R	Team	GP	W	OTW	OTL	LPTS	GDF	GF:GA		USA	SWE	CZE	NOR
1	CZE	2	2	0	0	0	6	3	4:1	USA	7:0	TUE 16 APR 20:00	0:0
2	USA	1	1	0	0	0	3	7	7:0	SWE	0:7	0:1	TUE 16 APR 17:00
3	NOR	1	0	0	0	1	0	-2	1:3	CZE	TUE 16 APR 20:00	1:0	3:1
4	SWE	2	0	0	0	2	0	-8	0:8	NOR	0:0	TUE 16 APR 17:00	1:3

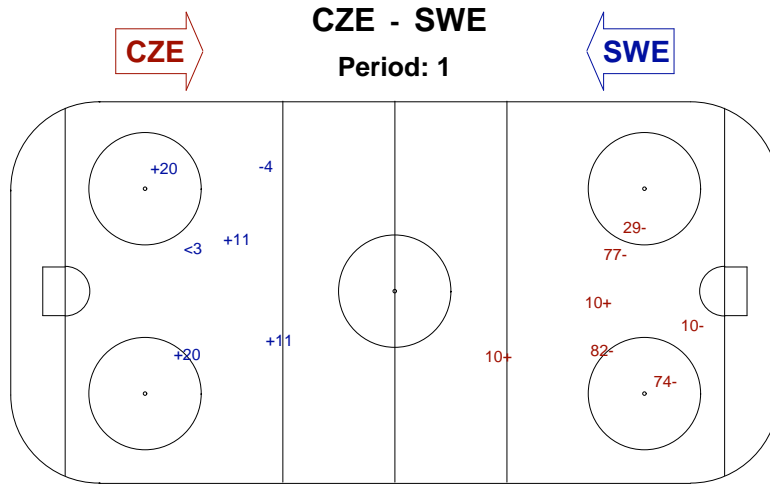
Legend:							
<b>(G)</b>	Goals in tournament	<b>+/-</b>	Plus/minus net	<b>+A</b>	Assistant captain	<b>+C</b>	Captain
<b>A</b>	Assists	<b>AVG</b>	Average time on ice/shift	<b>D</b>	Defence	<b>EQ</b>	Equal strength
<b>ET/Res</b>	Penalty end time/Result of game			<b>F</b>	Forward	<b>G</b>	Goals
<b>GA</b>	Goals against	<b>GDF</b>	Goal difference	<b>GF</b>	Goals for	<b>GK</b>	Goalkeeper
<b>GP</b>	Games played	<b>L</b>	Losses	<b>MIP</b>	Minutes in play(GK)	<b>No</b>	Jersey number
<b>OT</b>	Overtime	<b>OTL</b>	Overtime loss	<b>OTW</b>	Overtime win	<b>PIM</b>	Penalties in minutes
<b>Pos</b>	Position	<b>PP1</b>	Power play -1 player	<b>PPG</b>	Power play goals	<b>PTS</b>	Points
<b>R</b>	Rank	<b>SHF</b>	Number of shifts	<b>SHG</b>	Shorthanded goals	<b>SOG</b>	Shots on goal
<b>SVS</b>	Saves	<b>TOT</b>	Total	<b>TPP</b>	Time on power play	<b>TS</b>	Total shots
<b>W</b>	Wins						

### SHOT CHART

Shots by **SWE**  
Goals (o): 0 SSG (+): 4  
SSP (-): 1 SPG (-): 1



GK 6 of CZE



Shots by **CZE**  
Goals (o): 0 SSG (+): 2  
SSP (-): 0 SPG (-): 5

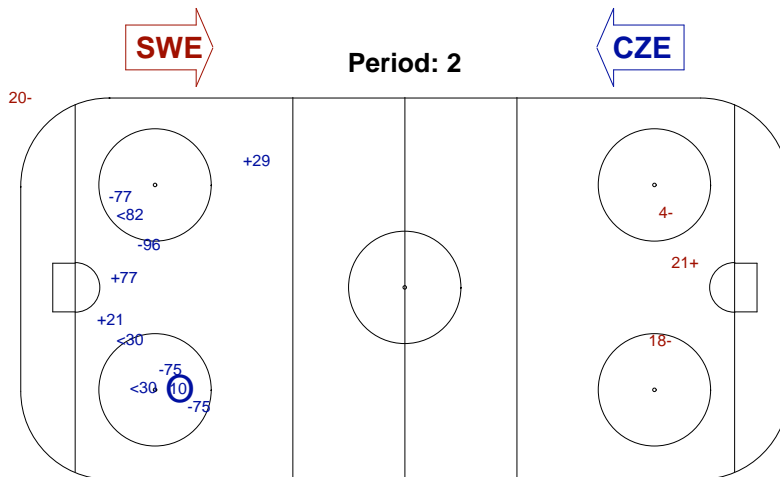


GK 5 of SWE

Shots by **CZE**  
Goals (o): 1 SSG (+): 3  
SSP (-): 3 SPG (-): 4



GK 14 of SWE



Shots by **SWE**  
Goals (o): 0 SSG (+): 1  
SSP (-): 0 SPG (-): 3

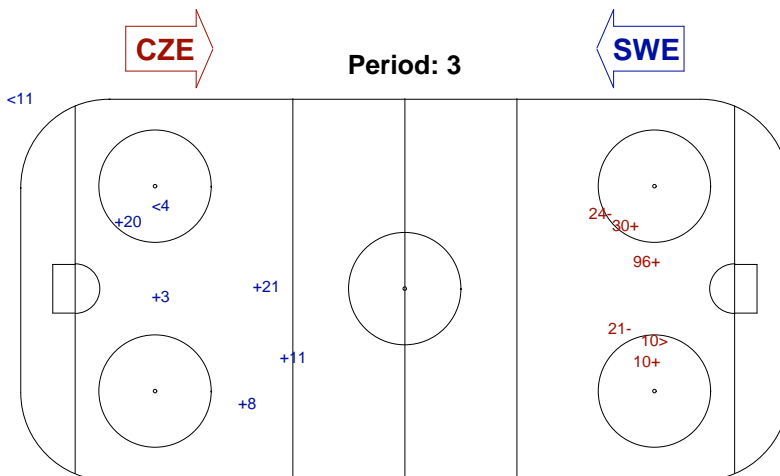


GK 6 of CZE

Shots by **SWE**  
Goals (o): 0 SSG (+): 5  
SSP (-): 2 SPG (-): 0



GK 6 of CZE



Shots by **CZE**  
Goals (o): 0 SSG (+): 3  
SSP (-): 1 SPG (-): 2



GK 5 of SWE

<b>Legend:</b>	<b>ENG</b> Empty net goal	<b>GK</b> Goalkeeper	<b>SPG</b> Shots past goal	<b>SSG</b> Shots saved by goalkeeper	<b>SSP</b> Shots saved by player
----------------	---------------------------	----------------------	----------------------------	--------------------------------------	----------------------------------



FACE OFF CHART

CZE - SWE

PERIOD 1

	CZE		SWE		CZE		SWE		CZE		SWE		Total wins all zones
	Def. zone	Att. zone	Neutral zone	Neutral zone	Att. zone	Def. zone	Att. zone	Def. zone	Att. zone	Def. zone			
	-18	-18	+82	-3	-30	+3							
	+82	-	+82	-	-30	+3							
	-21	-21	+30	-8	+30	-3							
	+82	-18	+82	-	-30	+3							
	+30	-19	-	+21	+30	-21							
	-8	-8											
	-30	+3											
	+30	-18											
	-82	+21											
	-82	-82											
Total wins / period	4 / 40%	6 / 60%	4 / 80%	1 / 20%	2 / 40%	3 / 60%							

PERIOD 2

	CZE		SWE		CZE		SWE		CZE		SWE		Total wins all zones
	Def. zone	Att. zone	Neutral zone	Neutral zone	Att. zone	Def. zone	Att. zone	Def. zone	Att. zone	Def. zone			
	-30	-30	-77	+8	-82	+21							
	-18	-18	-	+11	+82	-4							
	-30	+3	+82	-	-74	+3							
	+82	-3	+30	-21									
			+82	-11									
			+30	-18									
			-82	+4									
Total wins / period	1 / 25%	3 / 75%	4 / 57%	3 / 43%	1 / 33%	2 / 67%							

PERIOD 3

	CZE		SWE		CZE		SWE		CZE		SWE		Total wins all zones
	Def. zone	Att. zone	Neutral zone	Neutral zone	Att. zone	Def. zone	Att. zone	Def. zone	Att. zone	Def. zone			
	-30	+11	+82	-21	-82	+11							
	-82	-82	-	+21	+30	-21							
	+30	-4	-30	+21	+30	-11							
	+30	-11			-82	+21							
	-82	+11											
	-11	-11											
	+30	-											
	+82	-3											
Total wins / period	4 / 50%	4 / 50%	1 / 33%	2 / 67%	2 / 50%	2 / 50%							

### FACE OFF CHART

#### TOTAL

	CZE	SWE	Neutral zone		CZE	SWE	Total wins all zones	
	Def. zone	Att. zone			Att. zone	Def. zone	CZE	SWE
Total wins / game	9 / 41%	13 / 59%	9 / 60%	6 / 40%	5 / 42%	7 / 58%	23 / 47%	26 / 53%

#### HEAD TO HEAD

		SWE									Tot	wins CZE	Dz	Nz	Az
No.		3	4	8	11	18	19	21							
<b>CZE</b>	<b>30</b>	1-5	1-0	1-0	2-1	2-0	1-0	3-1			20	12 60%	5 56%	3 75%	4 57%
	<b>74</b>	0-1									1	0 0%			0 0%
	<b>77</b>			0-1							1	0 0%		0 0%	
	<b>82</b>	3-0	1-1		1-2	1-0		1-3			19	11 58%	4 50%	6 86%	1 25%
<b>Tot</b>		10	3	3	8	5	1	11			49	23 47%	9 41%	9 60%	5 42%
<b>wins SWE</b>		6 60%	1 33%	1 33%	4 50%	0 0%	0 0%	6 55%			26 53%				
<b>Dz</b>		4 80%	0 0%		1 50%			2 50%			7 58%				
<b>Nz</b>		0 0%	1 100%	1 50%	1 50%	0 0%		3 60%			6 40%				
<b>Az</b>		2 50%	0 0%	0 0%	2 50%	0 0%	0 0%	1 50%			13 59%				

<b>Legend:</b>	<b>Az</b> Attacking zone	<b>Dz</b> Defending zone	<b>Nz</b> Neutral zone	<b>Tot</b> Total face-offs played
----------------	--------------------------	--------------------------	------------------------	-----------------------------------



SPART COMPLEX AND PARK

ICE SLEDGE HOCKEY



SUN  
14 APR 2013  
9:15

MIXED

GROUP A - GAME X05

---

## BEST PLAYER OF THE GAME

**GAME#** (05) CZE - SWE

**HOME TEAM** CZE **NAME/#** [10] BERGER Jiri

**VISITING TEAM** SWE **NAME/#** [4] ANDERSON Aron

## GAME ROSTER

### USA - NOR

#### Referee(s)

MODIG Erik Matthias (SWE)

#### Linesmen

CLARK Matt (CAN), CHAE Young-Jin (KOR)

#### Goalkeepers

Team: USA

No	Name	GP	MIP	GA	SVS	SOGS	SVS%	GAA
34	CASH Steve	2	49:56		5	5	100.00	0.00
1	LEE Jen	2	39:22		6	6	100.00	0.00

Team: NOR

No	Name	GP	MIP	GA	SVS	SOGS	SVS%	GAA
2	BUEN Kristian	2	67:30	4	29	33	87.88	2.00
18	HAMAR Kjell Christian	2	20:55	5	5	10	50.00	2.50

#### Team Roster

Team: USA (BLUE)

No	Pos	Name	Gn	GP	G	A	PTS	PIM	+/-
1	GK	LEE Jen	M	2	0	0	0	0	+4
2	D	BRADY Craig	M	2	0	0	0	0	
6	F	FARMER Declan	M	2	3	3	6	0	+9
7	F	LIPSETT Andrew 'Taylor'	M	2	0	1	1	0	+3
8	F	SHAW Greg	M	2	0	1	1	0	+9
9	F	PAULS Joshua	M	2	4	2	6	0	+11
11	D	CARRON Tyler	M	2	0	1	1	0	+7
13	F	SWEENEY Joshua +A	M	2	0	2	2	0	+4
14	F	MCCOY Daniel	M	2	0	1	1	0	+1
15	D	LANDEROS Nikko	M	2	1	2	3	0	+7
18	F	MCKEE Kevin	M	2	1	1	2	0	+2
19	D	CHACE Taylor +C	M	2	4	1	5	0	+11
20	F	PAGE Adam	M	2	0	0	0	0	+2
21	F	SALAMONE Alexi	M	2	0	0	0	2	
23	D	ROMAN Rico	M	2	0	1	1	0	+3
28	F	SCHAUS Paul	M	2	1	0	1	0	+2
34	GK	CASH Steve	M	2	0	0	0	0	+9

Team: NOR (WHITE)

No	Pos	Name	Gn	GP	G	A	PTS	PIM	+/-
2	GK	BUEN Kristian	M	2	0	0	0	0	-3
3	D	PEDERSEN Rolf Einar	M	2	0	0	0	0	-3
6	F	KIRSTISTUEN Emil	M	1	0	0	0	0	
7	D	HAGEN Eskil	M	2	0	1	1	0	-6
8	D	SVEE Stig Tore +C	M	2	0	0	0	0	-4
9	D	VAERNES Morten +A	M	2	0	0	0	0	-5
10	F	RIVERA Tor	M	2	0	0	0	0	-2
12	F	BOGLE Magnus	M	2	0	0	0	0	
13	F	ROYNE Kjell Vidal	M	2	0	0	0	0	-8
15	F	SORHEIM Emil	M	2	0	0	0	0	-1
16	D	NORDSTOGA Knut Andre	M	2	0	0	0	0	-3
18	GK	HAMAR Kjell Christian	M	2	0	0	0	0	-5
20	F	HAMRE Martin F.	M	2	0	0	0	0	
21	D	AUSTEVOLL Ole Bjarte	M	2	0	0	0	2	-4
22	F	BAKKE Audun	M	2	1	0	1	0	-2
23	F	KLAKEGG Jan Roger +A	M	2	0	0	0	0	-4

Head Coach: SAUER Jeffrey

Head Coach: HAGLUND Morten

Legend:							
+/-	Plus/minus net	+A	Assistant captain	+C	Captain	A	Assists
D	Defence	F	Forward	G	Goals	GA	Goals against
GAA	Goals against as average per 60 minutes			GK	Goalkeeper	GP	Games played
MIP	Minutes and seconds played			No	Jersey number	PIM	Penalties in minutes
Pos	Position	PTS	Points	SOG	Shots on goal	SVS	Saves
SVS%	Saves in percentage						

## RESULTS SUMMARY

USA - NOR 7-0 (2-0) (4-0) (1-0)

Spectators	Referee(s)	Linesmen
	MODIG Erik Matthias (SWE)	CLARK Matt (CAN), CHAE Young-Jin (KOR)

### Team Statistic

Period	Score	SVS	SOG	PIM	TPP	PPG	SHG
1	2 : 0	5 : 4	6 : 5	2 : 0	00:00 : 02:08	0 : 0	0 : 0
2	4 : 0	0 : 4	8 : 0	0 : 0	00:00 : 00:00	0 : 0	0 : 0
3	1 : 0	2 : 8	9 : 2	0 : 2	02:08 : 00:00	0 : 0	0 : 0
<b>Total:</b>	<b>7 : 0</b>	<b>7 : 16</b>	<b>23 : 7</b>	<b>2 : 2</b>	<b>02:08 : 02:08</b>	<b>0 : 0</b>	<b>0 : 0</b>

### 1st Period

Action	Time	ET/Res	Team	Type	No	Name	(G) Assist By / Action Description
GK	00:00		USA		34	CASH S	
GK	00:00		NOR		18	HAMAR KC	
Penalty	01:57	-	USA	2 min.	21	SALAMONE A	Holding / start serving at 06:32
Goal	09:58	1:0	USA	EQ	19	CHACE T	(3) 18 MCKEE K On ice USA 34 7 8 9 15 19 NOR 18 10 13 16 21 23
Goal	13:58	2:0	USA	EQ	6	FARMER D	(3) 23 ROMAN R On ice USA 34 6 9 15 18 23 NOR 18 3 7 8 9 13

### 2nd Period

Action	Time	ET/Res	Team	Type	No	Name	(G) Assist By / Action Description
GK	15:39		NOR		18	HAMAR KC	
Goal	15:42	3:0	USA	EQ	9	PAULS J	(1) 6 FARMER D On ice USA 6 7 8 9 13 19 NOR 18 3 7 13 16 21
GK	15:42		USA		34	CASH S	
Goal	20:23	4:0	USA	EQ	9	PAULS J	(2) 11 CARRON T On ice USA 34 8 9 11 15 19 8 SHAW G NOR 18 7 13 15 16 21
Goal	21:29	5:0	USA	EQ	9	PAULS J	(3) 15 LANDEROS N On ice USA 34 6 8 9 11 19 NOR 18 3 7 8 9 13
GK	21:29		NOR		2	BUEN K	
Goal	25:06	6:0	USA	EQ	9	PAULS J	(4) 6 FARMER D On ice USA 34 6 8 9 11 19 NOR 2 8 9 10 22 23

### 3rd Period

Action	Time	ET/Res	Team	Type	No	Name	(G) Assist By / Action Description
GK	30:00		USA		1	LEE J	
GK	30:00		NOR		2	BUEN K	
Goal	38:41	7:0	USA	EQ	19	CHACE T	(4) 9 PAULS J On ice USA 1 6 8 9 11 19 6 FARMER D NOR 2 7 9 13 16 21
Penalty	41:54	-	NOR	2 min.	21	AUSTEVOLL OB	Teeing / start serving at 44:30

### Goalkeeper Records

Team: USA - UNITED STATES of AMERICA				
No	Name	SOG	SVS	MIP
34	CASH Steve	4	4	29:18
1	LEE Jen	1	1	15:00

Team: NOR - NORWAY				
No	Name	SOG	SVS	MIP
2	BUEN Kristian	12	10	23:31
18	HAMAR Kjell Christia	10	5	20:50

### Game Statistics

Team: USA ()																			
No	Pos	Name	Gn	G	A	PIM	Shots					Time on Ice							
							1	2	3	OT	TS	+/-	1	2	3	OT	TOT	SHF	AVG
6	F	FARMER Declan	M	1	3	0	1	0	0	0	1	+5	3:41	5:34	3:21		12:36	13	00:58
8	F	SHAW Greg	M	0	1	0	1	0	1	0	2	+6	5:22	4:17	3:10		12:49	13	00:59
9	F	PAULS Joshua	M	4	1	0	1	4	2	0	7	+7	6:12	4:33	5:06		15:51	14	01:07
11	D	CARRON Tyler	M	0	1	0	1	0	0	0	1	+4	5:19	5:18	6:49		17:26	13	01:20
19	D	CHACE Taylor +C	M	2	0	0	1	1	2	0	4	+6	7:48	8:20	3:35		19:43	14	01:24
2	D	BRADY Craig	M	0	0	0	0	0	0	0	0	0:00	0:00	0:00		0:00			

## RESULTS SUMMARY

### Game Statistics

Team: USA ()																		
No	Pos	Name	Gn	G	A	PIM	Shots					+/-	Time on Ice					
							1	2	3	OT	TS		1	2	3	OT	TOT	SHF
7	F	LIPSETT Andrew 'Taylor' +A	M	0	0	0	0	0	0	0	0	+2	4:23	5:11	3:50	13:24	15	00:53
14	F	MCCOY Daniel	M	0	0	0	0	0	0	0	0	0	0:00	0:00	0:00	0:00		0:00
15	D	LANDEROS Nikko	M	0	1	0	0	0	0	0	0	+3	10:01	8:55	7:54	26:50	15	01:47
18	F	MCKEE Kevin	M	0	1	0	0	0	2	0	2	+1	5:48	5:32	5:33	16:53	19	00:53
13	F	SWEENEY Joshua +A	M	0	0	0	0	0	0	0	0	+1	5:15	5:35	6:18	17:08	12	01:25
20	F	PAGE Adam	M	0	0	0	0	1	0	0	1		3:09	4:57	6:16	14:22	9	01:35
21	F	SALAMONE Alexi	M	0	0	2	1	0	0	0	1		4:17	5:18	5:24	14:59	13	01:09
23	D	ROMAN Rico	M	0	1	0	0	1	2	0	3	+1	6:06	5:17	11:05	22:28	15	01:29
28	F	SCHAUS Paul	M	0	0	0	0	1	0	0	1		2:57	4:51	4:35	12:23	11	01:07
1	GK	LEE Jen	M	0	0	0	0	0	0	0	0							
34	GK	CASH Steve	M	0	0	0	0	0	0	0	0							
<b>Total:</b>				<b>7</b>	<b>9</b>	<b>2</b>	<b>6</b>	<b>8</b>	<b>9</b>	<b>23</b>								
Head Coach:SAUER Jeffrey																		

### Game Statistics

Team: NOR ()																		
No	Pos	Name	Gn	G	A	PIM	Shots					+/-	Time on Ice					
							1	2	3	OT	TS		1	2	3	OT	TOT	SHF
3	D	PEDERSEN Rolf Einar	M	0	0	0	1	0	0	0	1	-3	6:37	3:46	7:44	18:07	18	01:00
7	D	HAGEN Eskil	M	0	0	0	1	0	0	0	1	-5	6:30	4:43	4:06	15:19	16	00:57
9	D	VAERNES Morten +A	M	0	0	0	0	0	0	0	0	-4	4:03	7:14	4:20	15:37	16	00:58
16	D	NORDSTOGA Knut Andre	M	0	0	0	0	0	0	0	0	-4	10:27	7:26	5:09	23:02	21	01:05
22	F	BAKKE Audun	M	0	0	0	0	0	1	0	1	-1	7:12	3:27	4:16	14:55	17	00:52
10	F	RIVERA Tor	M	0	0	0	0	0	0	0	0	-2	4:51	2:32	4:36	11:59	17	00:42
12	F	BOGLE Magnus	M	0	0	0	0	0	0	0	0		2:36	6:32	4:49	13:57	12	01:09
13	F	ROYNE Kjell Vidal	M	0	0	0	2	0	0	0	2	-6	8:33	5:14	6:00	19:47	23	00:51
15	F	SORHEIM Emil	M	0	0	0	0	0	1	0	1	-1	0:01	7:34	4:34	12:09	11	01:06
21	D	AUSTEVOLL Ole Bjarte	M	0	0	2	0	0	0	0	0	-3	9:06	7:12	6:09	22:27	17	01:19
6	F	KIRSTISTUEN Emil	M	0	0	0	0	0	0	0	0		0:01	0:00	0:00	0:01	2	00:00
8	D	SVEE Stig Tore +C	M	0	0	0	0	0	0	0	0	-3	2:50	6:30	7:11	16:31	16	01:01
20	F	HAMRE Martin F.	M	0	0	0	0	0	0	0	0		0:00	6:03	4:22	10:25	9	01:09
23	F	KLAKEGG Jan Roger +A	M	0	0	0	1	0	0	0	1	-2	7:39	2:21	5:36	15:36	17	00:55
2	GK	BUEN Kristian	M	0	0	0	0	0	0	0	0							
18	GK	HAMAR Kjell Christian	M	0	0	0	0	0	0	0	0							
<b>Total:</b>				<b>0</b>	<b>0</b>	<b>2</b>	<b>5</b>	<b>2</b>	<b>7</b>									
Head Coach:HAGLUND Morten																		

### Group A

R	Team	GP	W	OTW	OTL	LPTS	GDF	GF:GA	USA	SWE	CZE	NOR	
1	USA	2	2	0	0	0	6	14	14:0	USA	7:0	TUE 16 APR 20:00	7:0
2	CZE	2	2	0	0	0	6	3	4:1	SWE	0:7	0:1	TUE 16 APR 17:00
3	SWE	2	0	0	0	2	0	-8	0:8	CZE	TUE 16 APR 20:00	1:0	3:1
4	NOR	2	0	0	0	2	0	-9	1:10	NOR	0:7	TUE 16 APR 17:00	1:3

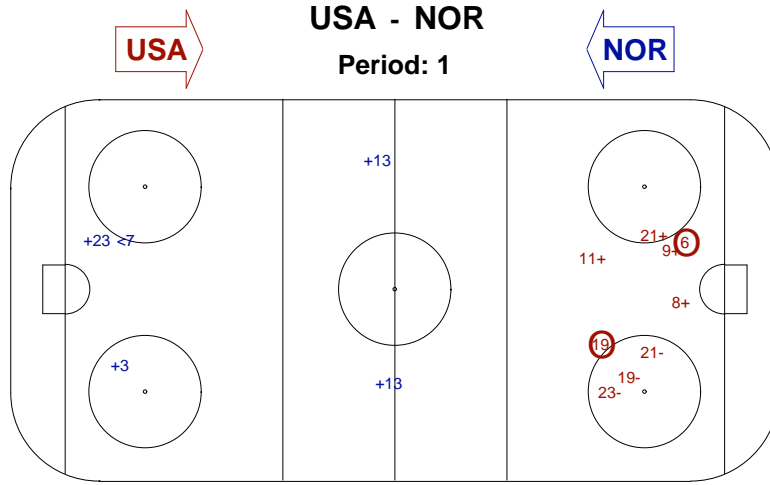
Legend:							
<b>(G)</b>	Goals in tournament	<b>+/-</b>	Plus/minus net	<b>+A</b>	Assistant captain	<b>+C</b>	Captain
<b>A</b>	Assists	<b>AVG</b>	Average time on ice/shift	<b>D</b>	Defence	<b>EQ</b>	Equal strength
<b>ET/Res</b>	Penalty end time/Result of game	<b>GDF</b>	Goal difference	<b>F</b>	Forward	<b>G</b>	Goals
<b>GA</b>	Goals against	<b>L</b>	Losses	<b>GF</b>	Goals for	<b>GK</b>	Goalkeeper
<b>GP</b>	Games played	<b>OTL</b>	Overtime loss	<b>MIP</b>	Minutes in play(GK)	<b>No</b>	Jersey number
<b>OT</b>	Overtime	<b>PP1</b>	Power play -1 player	<b>OTW</b>	Overtime win	<b>PIM</b>	Penalties in minutes
<b>Pos</b>	Position	<b>SHF</b>	Number of shifts	<b>PPG</b>	Power play goals	<b>PTS</b>	Points
<b>R</b>	Rank	<b>TOT</b>	Total	<b>SHG</b>	Shorthanded goals	<b>SOG</b>	Shots on goal
<b>SVS</b>	Saves			<b>TPP</b>	Time on power play	<b>TS</b>	Total shots
<b>W</b>	Wins						

### SHOT CHART

Shots by **NOR**  
Goals (o): 0 SSG (+): 4  
SSP (-): 1 SPG (-): 0



GK 34 of USA

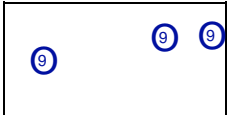


Shots by **USA**  
Goals (o): 2 SSG (+): 4  
SSP (>): 0 SPG (-): 3

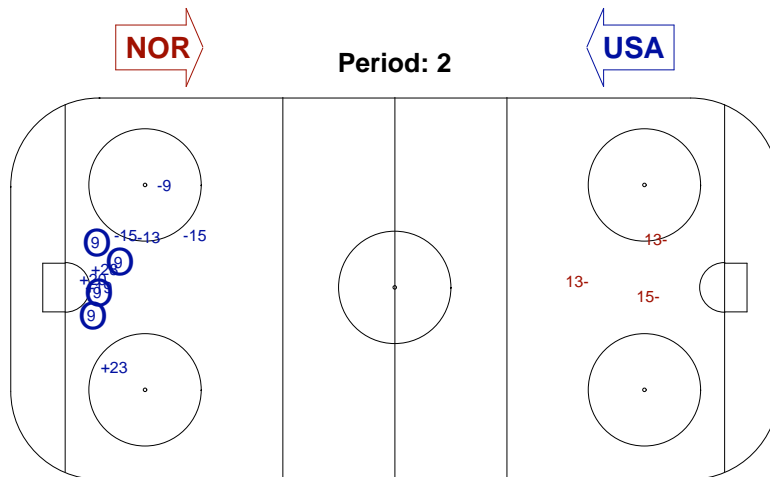


GK 18 of NOR


Shots by **USA**  
Goals (o): 4 SSG (+): 4  
SSP (-): 0 SPG (-): 4



GK 18 of NOR




Shots by **NOR**  
Goals (o): 0 SSG (+): 0  
SSP (>): 0 SPG (-): 3

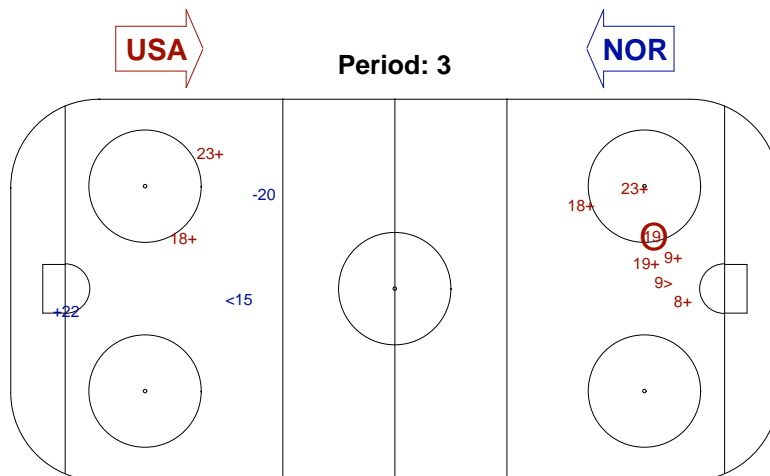


GK 34 of USA

Shots by **NOR**  
Goals (o): 0 SSG (+): 1  
SSP (-): 1 SPG (-): 1



GK 1 of USA



Shots by **USA**  
Goals (o): 1 SSG (+): 7  
SSP (>): 1 SPG (-): 0



GK 2 of NOR

**Legend:**  
ENG Empty net goal    GK Goalkeeper    SPG Shots past goal    SSG Shots saved by goalkeeper    SSP Shots saved by player

FACE OFF CHART

USA - NOR

PERIOD 1

	USA		NOR		USA		NOR		USA		NOR		Total wins all zones	
	Def. zone	Att. zone	Neutral zone	Neutral zone	Att. zone	Def. zone	Att. zone	Def. zone	Att. zone	Def. zone	Att. zone	USA	NOR	
	-22	-22	+13	-22	+13	-7	+13	-7	+18	-	-18	9 / 75%	3 / 25%	
	+8	-7	+13	-22	+8	-8	+13	-7	+8	-8	-18	3 / 75%	1 / 25%	
	+13	-7	+8	-7		+22								
	-18	+22												
	+13	-7												
Total wins / period	3 / 60%		2 / 40%		3 / 100%		0 / 0%		3 / 75%		1 / 25%			

PERIOD 2

	USA		NOR		USA		NOR		USA		NOR		Total wins all zones	
	Def. zone	Att. zone	Neutral zone	Neutral zone	Att. zone	Def. zone	Att. zone	Def. zone	Att. zone	Def. zone	Att. zone	USA	NOR	
	-13	-13	-18	+12	+13	-22	-13	+12	-	+22	+8	-22	3 / 38%	5 / 63%
	-	+22	-13	+12	-	+22	+8	+12	+8	-22	+28	-13	0 / 0%	2 / 100%
Total wins / period	0 / 0%		2 / 100%		0 / 0%		2 / 100%		3 / 75%		1 / 25%			

PERIOD 3

	USA		NOR		USA		NOR		USA		NOR		Total wins all zones	
	Def. zone	Att. zone	Neutral zone	Neutral zone	Att. zone	Def. zone	Att. zone	Def. zone	Att. zone	Def. zone	Att. zone	USA	NOR	
	-6	+12	+13	-7	-8	+12	-7	-7	-18	+12	+13	9 / 50%	9 / 50%	
	-7	-7			-18	+12	-7	-7	-15	+12				
	+6	-			+8	-	-7	-7	+8	-				
	-7	-7			-13	+12	+13	+12	-13	+12				
	+13	-			+13	-7		-7						
	-13	-13												
	+18	-12												
	+8	-7												
	-18	+12												
	+18	-20												
	+18	-22												
Total wins / period	6 / 55%		5 / 45%		1 / 100%		0 / 0%		2 / 33%		4 / 67%			



### FACE OFF CHART

#### TOTAL

	USA		NOR		USA		NOR		Total wins all zones	
	Def. zone	Att. zone	Neutral zone	Att. zone	Def. zone	Att. zone	Def. zone	USA	NOR	
Total wins / game	9 / 50%	9 / 50%	4 / 67%	2 / 33%	8 / 57%	6 / 43%	21 / 55%	17 / 45%		

#### HEAD TO HEAD

		NOR										Tot	wins USA	Dz	Nz	Az	
No.		7	8	12	13	20	22										
USA	6			0-1								2	1 50%	1 50%			
	8	3-0	1-0	0-1			1-0					7	6 86%	2 100%	1 100%	3 75%	
	13	5-0		0-2			3-0					13	9 69%	3 75%	3 75%	3 60%	
	15			0-1								1	0 0%				0 0%
	18			1-3		1-0	1-2					9	4 44%	3 60%	0 0%	1 33%	
	28				1-0							1	1 100%				1 100%
	Tot	10	1	9	1	1	10					38	21 55%	9 50%	4 67%	8 57%	
wins NOR	0 0%	0 0%	8 89%	0 0%	0 0%	4 40%					17 45%						
Dz	0 0%	0 0%	4 100%			2 50%					6 43%						
Nz	0 0%		2 100%			0 0%					2 33%						
Az	0 0%		2 67%	0 0%	0 0%	2 50%					9 50%						

<b>Legend:</b>	<b>Az</b> Attacking zone	<b>Dz</b> Defending zone	<b>Nz</b> Neutral zone	<b>Tot</b> Total face-offs played
----------------	--------------------------	--------------------------	------------------------	-----------------------------------



SPART COMPLEX AND PARK

ICE SLEDGE HOCKEY



SUN  
14 APR 2013  
12:30

MIXED

GROUP A - GAME X06

---

## BEST PLAYER OF THE GAME

**GAME#** (06) USA - NOR

**HOME TEAM** USA **NAME/#** [9] PAULS Joshua

**VISITING TEAM** NOR **NAME/#** [13] ROYNE Kjell Vidal

## GAME ROSTER

### CAN - RUS

#### Referee(s)

VANEK Jan (CZE)

#### Linesmen

BOKAL Scott (USA), WESLEY Leon (CZE)

#### Goalkeepers

Team: CAN

No	Name	GP	MIP	GA	SVS	SOGS	SVS%	GAA
22	ST-AMAND Benoit	1	0:00				0.00	0.00
30	WATSON Corbin	1	44:12		9		9100.00	0.00

Team: RUS

No	Name	GP	MIP	GA	SVS	SOGS	SVS%	GAA
1	IVANOV Mikhail	1	0:00				0.00	0.00
20	LOBANOV Konstantin	1	45:00	1	15	16	93.75	1.00

#### Team Roster

Team: CAN ()

No	Pos	Name	Gn	GP	G	A	PTS	PIM	+/-
4	D	WHITSON Derek	M	1	0	0	0	0	+2
5	F	REMPEL Kevin	M	1	0	0	0	2	+2
7	F	DORION Marc	M	1	0	0	0	0	
8	F	MCGREGOR Tyler	M	1	0	0	0	0	+1
9	F	GALE Anthony	M	1	0	0	0	0	
11	D	DIXON Adam +A	M	1	2	0	2	0	+2
12	F	WESTLAKE Greg +C	M	1	2	1	3	0	+3
14	D	ARSENAULT Stephen	M	1	0	0	0	0	+1
18	F	BRIDGES Billy	M	1	0	0	0	4	+3
20	F	LUDWIG Karl	M	1	0	0	0	0	
22	GK	ST-AMAND Benoit	M	1	0	0	0	0	
26	F	LAROCQUE Dominic	M	1	0	0	0	0	
27	F	BOWDEN Bradley +A	M	1	1	3	4	0	+3
29	D	MURRAY Graeme	M	1	0	0	0	2	+1
30	GK	WATSON Corbin	M	1	0	0	0	0	+5

Team: RUS ()

No	Pos	Name	Gn	GP	G	A	PTS	PIM	+/-
1	GK	IVANOV Mikhail	M	1	0	0	0	0	
2	D	LYSOV Aleksei	M	1	0	0	0	0	+1
5	D	VARLAKOV Vasilii	M	1	0	1	1	2	
8	F	LISOV Dmitriy +A	M	1	1	1	2	0	+2
10	F	TUCHIN Ruslan	M	1	0	0	0	2	-1
11	F	AMOSOV Alexey	M	1	0	0	0	0	
13	F	SHIKHOV Konstantin +A	M	1	0	0	0	2	-1
17	D	SELYUKIN Vadim +C	M	1	0	0	0	0	
18	F	SOKOLOV Andrey	M	1	0	0	0	0	
19	D	KUZNETSOV Ivan	M	1	0	0	0	0	+1
20	GK	LOBANOV Konstantin	M	1	0	0	0	0	+1
21	F	PETROV Evgeny	M	1	1	1	2	0	+2
22	F	TERENTYEV Nikolay	M	1	0	0	0	6	-1
23	F	VOLKOV Ilia	M	1	0	0	0	0	+2
24	D	POPOV Ilia	M	1	0	0	0	0	

Head Coach: MONDIN Michael

Head Coach: SAMOYLOV Sergey

Legend:							
+/-	Plus/minus net	+A	Assistant captain	+C	Captain	A	Assists
D	Defence	F	Forward	G	Goals	GA	Goals against
GAA	Goals against as average per 60 minutes			GK	Goalkeeper	GP	Games played
MIP	Minutes and seconds played			No	Jersey number	PIM	Penalties in minutes
Pos	Position	PTS	Points	SOG	Shots on goal	SVS	Saves
SVS%	Saves in percentage						

## RESULTS SUMMARY

CAN - RUS 4-3 (4-1) (0-0) (0-2)

Spectators	Referee(s)	Linesmen
	VANEK Jan (CZE)	BOKAL Scott (USA), WESLEY Leon (CZE)

### Team Statistic

Period	Score	SVS	SOG	PIM	TPP	PPG	SHG
1	4 : 1	1 : 8	12 : 2	0 : 12	12:07 : 00:00	1 : 0	0 : 0
2	0 : 0	2 : 10	10 : 2	0 : 2	: 00:00	0 : 0	0 : 0
3	0 : 2	4 : 3	3 : 6	18 : 12	00:00 : 01:57	0 : 1	0 : 0
<b>Total:</b>	<b>4 : 3</b>	<b>7 : 21</b>	<b>25 : 10</b>	<b>18 : 26</b>	<b>09:18 : 01:57</b>	<b>1 : 1</b>	<b>0 : 0</b>

### 1st Period

Action	Time	ET/Res Team	Type	No	Name	(G)	Assist By / Action Description
GK	00:00	CAN		22	ST-AMAND B		
GK	00:00	RUS		1	IVANOV M		
GK	00:00	RUS		20	LOBANOV K		
Penalty	02:53	- RUS	2 min.	23	VOLKOV I		Checking to the head and neck Area Served by: 22 TERE
Penalty	02:53	- RUS	10 min.	23	VOLKOV I		Misconduct Served by: 22 TERE
<b>Goal</b>	<b>03:48</b>	<b>1:0</b>	<b>CAN</b>	<b>PP1</b>	<b>27 BOWDEN B</b>	(2)	11 DIXON On ice CAN 22 5 11 12 18 27
							18 BRIDGES RUS 20 21
<b>Goal</b>	<b>05:57</b>	<b>2:0</b>	<b>CAN</b>	<b>EQ</b>	<b>12 WESTLAKE G</b>	(3)	27 BOWDEN On ice CAN 22 4 12 14 18 27
							4 WHITSON RUS 20 5 10 13 22 24
<b>Goal</b>	<b>12:00</b>	<b>3:0</b>	<b>CAN</b>	<b>EQ</b>	<b>27 BOWDEN B</b>	(3)	18 BRIDGES B On ice CAN 22 11 12 14 27 29
							12 WESTLAKE G RUS 20 8 10 13 19 21
<b>Goal</b>	<b>13:47</b>	<b>4:0</b>	<b>CAN</b>	<b>EQ</b>	<b>18 BRIDGES B</b>	(1)	12 WESTLAKE G On ice CAN 22 5 14 18 29
							RUS 20 10 11 13 18 22
<b>Goal</b>	<b>13:58</b>	<b>4:1</b>	<b>RUS</b>	<b>EQ</b>	<b>8 LISOV D</b>	(2)	On ice CAN 22 4 5 7 26 29
							RUS 20 2 8 11 18 22

### 2nd Period

Action	Time	ET/Res Team	Type	No	Name	(G)	Assist By / Action Description
GK	15:00	RUS		1	IVANOV M		
GK	15:24	CAN		22	ST-AMAND B		
Penalty	25:12	- RUS	2 min.	21	PETROV E		Teeing / start serving at 29:09

### 3rd Period

Action	Time	ET/Res Team	Type	No	Name	(G)	Assist By / Action Description
GK	30:00	CAN		22	ST-AMAND B		
GK	30:00	RUS		1	IVANOV M		
Penalty	34:22	- CAN	2 min.	9	GALE A		Holding / start serving at 36:22
Penalty	35:45	- CAN	2 min.	18	BRIDGES B		Roughing / start serving at 42:14
Time-out	35:45	RUS					
<b>Goal</b>	<b>36:15</b>	<b>4:2</b>	<b>RUS</b>	<b>PP2</b>	<b>8 LISOV D</b>	(3)	21 PETROV E On ice CAN 22 9 11 12 27
							RUS 1 2 5 19 21 23
Penalty	41:40	- CAN	2 min.	18	BRIDGES B		Holding Served by: 20 LUDWIG K
Penalty	41:40	- CAN	10 min.	18	BRIDGES B		Misconduct
Penalty	42:42	- CAN	2 min.	5	REMPEL K		Roughing
Penalty	42:42	- RUS	2 min.	5	VARLAKOV V		Roughing
Penalty	42:42	- RUS	10 min.	5	VARLAKOV V		Misconduct
<b>Goal</b>	<b>44:41</b>	<b>4:3</b>	<b>RUS</b>	<b>EQ</b>	<b>23 VOLKOV I</b>	(1)	21 PETROV E On ice CAN 22 4 7 12 26 29
							19 KUZNETSOV I RUS 1 2 8 11 13 19

### Goalkeeper Records

Team: CAN - CANADA				
No	Name	SOG	SVS	MIP
22	ST-AMAND Benoit	8	5	44:36
30	WATSON Corbin			

Team: RUS - RUSSIAN FEDERATION				
No	Name	SOG	SVS	MIP
1	IVANOV Mikhail	11	11	30:00
20	LOBANOV Konstantin	12	8	15:00

## RESULTS SUMMARY

### Game Statistics

Team: CAN (RED)																		
No	Pos	Name	Gn	G	A	PIM	Shots					+/-	Time on Ice					
							1	2	3	OT	TS		1	2	3	OT	TOT	SHF
11	D	DIXON Adam +A	M	0	1	0	1	3	0	0	4	+1	7:38	9:37	7:07	24:22	26	00:56
12	F	WESTLAKE Greg +C	M	1	2	0	3	0	1	0	4	+1	3:19	6:14	6:34	16:07	24	00:40
14	D	ARSENAULT Stephen	M	0	0	0	0	0	0	0	0	+3	7:23	5:46	5:55	19:04	24	00:47
18	F	BRIDGES Billy	M	1	2	14	2	3	0	0	5	+3	3:41	9:27	4:16	17:24	18	00:58
27	F	BOWDEN Bradley +A	M	2	1	0	2	0	1	0	3	+2	2:47	6:17	4:56	14:00	20	00:42
4	D	WHITSON Derek	M	0	2	0	1	1	0	0	2	-1	4:54	6:37	7:52	19:23	19	01:01
8	F	MCGREGOR Tyler	M	0	0	0	1	0	0	0	1		5:13	3:59	1:48	11:00	12	00:55
9	F	GALE Anthony	M	0	0	2	0	1	0	0	1	-1	4:21	4:46	3:20	12:27	18	00:41
26	F	LAROCQUE Dominic	M	0	0	0	1	1	0	0	2	-2	4:13	3:38	3:45	11:36	19	00:36
29	D	MURRAY Graeme	M	0	0	0	0	0	0	0	0		7:34	4:02	5:57	17:33	19	00:55
5	F	REMPEL Kevin	M	0	0	2	0	0	0	0	0	+1	7:13	6:07	1:51	15:11	17	00:53
7	F	DORION Marc	M	0	0	0	1	1	1	0	3	-2	6:05	3:53	7:35	17:33	20	00:52
20	F	LUDWIG Karl	M	0	0	0	0	0	0	0	0		3:12	1:37	2:21	7:10	11	00:39
30	GK	WATSON Corbin	M	0	0	0	0	0	0	0	0							
22	GK	ST-AMAND Benoit	M	0	0	0	0	0	0	0	0							
<b>Total:</b>				<b>4</b>	<b>8</b>	<b>18</b>	<b>12</b>	<b>10</b>	<b>3</b>	<b>25</b>								
Head Coach:MONDIN Michael																		

### Game Statistics

Team: RUS (WHITE)																		
No	Pos	Name	Gn	G	A	PIM	Shots					+/-	Time on Ice					
							1	2	3	OT	TS		1	2	3	OT	TOT	SHF
2	D	LYSOV Aleksei	M	0	0	0	0	0	0	0	0	+3	7:41	7:52	11:18	26:51	19	01:24
8	F	LISOV Dmitriy +A	M	2	0	0	1	0	1	0	2	+1	6:41	8:48	10:30	25:59	21	01:14
19	D	KUZNETSOV Ivan	M	0	1	0	0	1	1	0	2	+1	5:41	9:43	8:32	23:56	19	01:15
21	F	PETROV Evgeny	M	0	2	2	0	0	3	0	3		6:49	8:55	11:08	26:52	24	01:07
23	F	VOLKOV Ilia	M	1	0	12	0	0	1	0	1	+2	3:12	10:13	11:53	25:18	17	01:29
5	D	VARLAKOV Vasilii	M	0	0	12	0	1	0	0	1		5:51	5:06	5:11	16:08	20	00:48
10	F	TUCHIN Ruslan	M	0	0	0	0	0	0	0	0	-3	6:20	3:52	2:15	12:27	19	00:39
13	F	SHIKHOV Konstantin +A	M	0	0	0	1	0	0	0	1	-2	6:05	7:25	8:12	21:42	20	01:05
18	F	SOKOLOV Andrey	M	0	0	0	0	0	0	0	0		4:51	5:03	4:22	14:16	19	00:45
22	F	TERENTYEV Nikolay	M	0	0	0	0	0	0	0	0	-1	6:37	0:00	0:00	6:37	5	01:19
11	F	AMOSOV Alexey	M	0	0	0	0	0	0	0	0	+1	4:02	1:00	2:20	7:22	10	00:44
17	D	SELYUKIN Vadim +C	M	0	0	0	0	0	0	0	0		0:00	3:59	3:53	7:52	9	00:52
24	D	POPOV Ilia	M	0	0	0	0	0	0	0	0	-1	3:56	0:00	0:00	3:56	3	01:18
20	GK	LOBANOV Konstantin	M	0	0	0	0	0	0	0	0							
1	GK	IVANOV Mikhail	M	0	0	0	0	0	0	0	0							
<b>Total:</b>				<b>3</b>	<b>3</b>	<b>26</b>	<b>2</b>	<b>2</b>	<b>6</b>	<b>10</b>								
Head Coach:SAMOYLOV Sergey																		

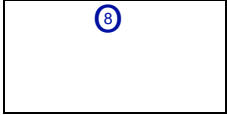
### Group B

R	Team	GP	W	OTW	OTL	LPTS	GDF	GF:GA		KOR	CAN	ITA	RUS
1	CAN	2	1	0	0	1	3	6	9:3	KOR	TUE 16 APR 14:00	SUN 14 APR 19:00	1:2
2	RUS	2	1	0	0	1	3	0	5:5	CAN	TUE 16 APR 14:00	5:0	4:3
3	KOR	1	0	0	0	1	0	-1	1:2	ITA	SUN 14 APR 19:00	0:5	TUE 16 APR 10:45
4	ITA	1	0	0	0	1	0	-5	0:5	RUS	2:1	3:4	TUE 16 APR 10:45

Legend:							
(G)	Goals in tournament	+/-	Plus/minus net	+A	Assistant captain	+C	Captain
A	Assists	AVG	Average time on ice/shift	D	Defence	EQ	Equal strength
ET/Res	Penalty end time/Result of game			F	Forward	G	Goals
GA	Goals against	GDF	Goal difference	GF	Goals for	GK	Goalkeeper
GP	Games played	L	Losses	MIP	Minutes in play(GK)	No	Jersey number
OT	Overtime	OTL	Overtime loss	OTW	Overtime win	PIM	Penalties in minutes
Pos	Position	PP1	Power play -1 player	PPG	Power play goals	PTS	Points
R	Rank	SHF	Number of shifts	SHG	Shorthanded goals	SOG	Shots on goal
SVS	Saves	TOT	Total	TPP	Time on power play	TS	Total shots
W	Wins						

SHOT CHART

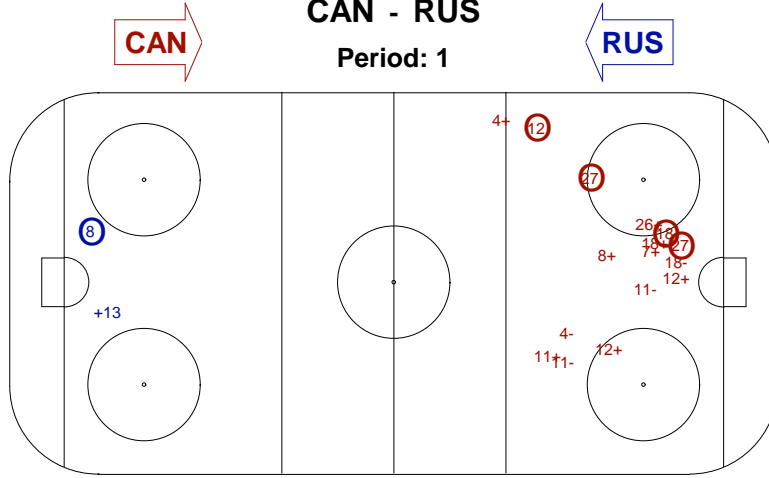
Shots by **RUS**  
Goals (o): 1 SSG (+): 1  
SSP (-): 0 SPG (-): 0



GK 22 of CAN

CAN - RUS


Period: 1



Shots by **CAN**  
Goals (o): 4 SSG (+): 8  
SSP (-): 0 SPG (-): 4



GK 1 of RUS



GK 20 of RUS

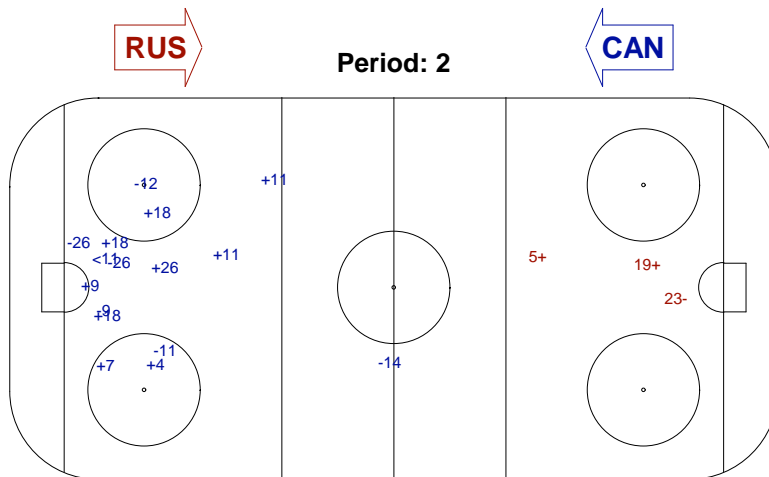
Shots by **CAN**  
Goals (o): 0 SSG (+): 9  
SSP (-): 1 SPG (-): 6



GK 1 of RUS

RUS

Period: 2



Shots by **RUS**  
Goals (o): 0 SSG (+): 2  
SSP (-): 0 SPG (-): 1



GK 22 of CAN

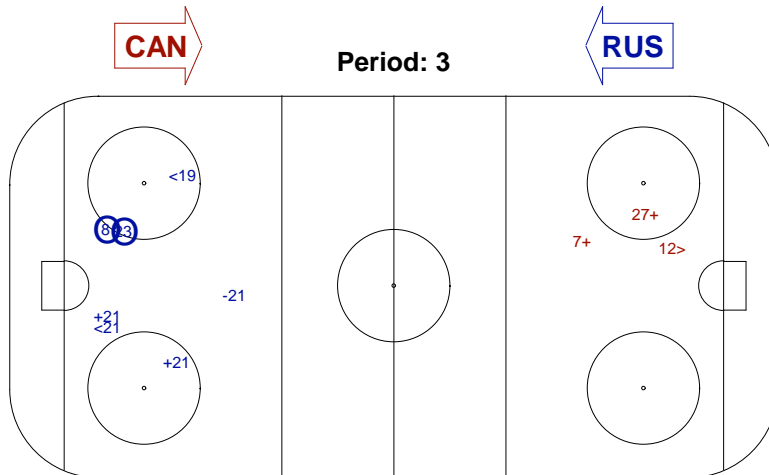
Shots by **RUS**  
Goals (o): 2 SSG (+): 2  
SSP (-): 2 SPG (-): 1



GK 22 of CAN

CAN

Period: 3



Shots by **CAN**  
Goals (o): 0 SSG (+): 2  
SSP (-): 1 SPG (-): 0



GK 1 of RUS

**Legend:**  
ENG Empty net goal    GK Goalkeeper    SPG Shots past goal    SSG Shots saved by goalkeeper    SSP Shots saved by player

FACE OFF CHART

CAN - RUS

PERIOD 1

	CAN		RUS		CAN		RUS		CAN		RUS		Total wins all zones
	Def. zone	Att. zone	Neutral zone	Neutral zone	Att. zone	Def. zone	Att. zone	Def. zone	Att. zone	Def. zone	Att. zone		
	-9	+11	+9	-23	+9	-	+9	-	-9	+10	-9	+10	Total wins all zones
	+18	-10	+18	-10	-9	+10	-9	+10	+9	-23	+18	-10	
	+9	-24			+9	-23	+18	-10	+5	-10			
Total wins / period	2 / 67%	1 / 33%	2 / 100%	0 / 0%	4 / 67%	2 / 33%	8 / 73%	3 / 27%					

PERIOD 2

	CAN		RUS		CAN		RUS		CAN		RUS		Total wins all zones
	Def. zone	Att. zone	Neutral zone	Neutral zone	Att. zone	Def. zone	Att. zone	Def. zone	Att. zone	Def. zone	Att. zone		
	+9	-	+9	-	+18	-	+9	-	+18	-	+18	-	Total wins all zones
			+18	-	+5	-	+18	-	+18	-	-	+23	
			+7	-	-	+23	+18	-	-	+23	+18	-	
			+18	-23	-	-	+18	-	+18	-	+18	-	
Total wins / period	1 / 100%	0 / 0%	4 / 100%	0 / 0%	6 / 75%	2 / 25%	11 / 85%	2 / 15%					

PERIOD 3

	CAN		RUS		CAN		RUS		CAN		RUS		Total wins all zones
	Def. zone	Att. zone	Neutral zone	Neutral zone	Att. zone	Def. zone	Att. zone	Def. zone	Att. zone	Def. zone	Att. zone		
	+7	-	+7	-	+7	-10	+7	-	+9	-	+9	-	Total wins all zones
	-	+23	+9	-	+9	-	+9	-					
	+9	-	-	+23	-	-							
	-10	-10	-18	+23									
	+12	-23											
	+12	-23											
	+12	-											
Total wins / period	6 / 75%	2 / 25%	2 / 50%	2 / 50%	3 / 100%	0 / 0%	11 / 73%	4 / 27%					

### FACE OFF CHART

#### TOTAL

	CAN		RUS		CAN		RUS		Total wins all zones	
	Def. zone	Att. zone	Neutral zone	Att. zone	Def. zone	Att. zone	Def. zone	CAN	RUS	
Total wins / game	9 / 75%	3 / 25%	8 / 80%	2 / 20%	13 / 76%	4 / 24%	30 / 77%	9 / 23%		

#### HEAD TO HEAD

		RUS										Tot	wins CAN	Dz	Nz	Az
No.		8	10	11	23	24										
CAN	5		1-0									2	2 100%			2 100%
	7		1-0									4	4 100%	1 100%	2 100%	1 100%
	9		0-2	0-1	2-0	1-0						13	10 77%	3 75%	3 100%	4 67%
	12				2-0							3	3 100%	3 100%		
	18		3-0		1-1							12	11 92%	2 100%	3 75%	6 100%
	Tot		8	1	10	1						39	30 77%	9 75%	8 80%	13 76%
wins RUS		2 25%	1 100%	5 50%	0 0%						9 23%					
Dz		2 40%		2 67%							4 24%					
Nz		0 0%		2 50%							2 20%					
Az		0 0%	1 100%	1 33%	0 0%						3 25%					

<b>Legend:</b>	<b>Az</b> Attacking zone	<b>Dz</b> Defending zone	<b>Nz</b> Neutral zone	<b>Tot</b> Total face-offs played
----------------	--------------------------	--------------------------	------------------------	-----------------------------------





SPART COMPLEX AND PARK

ICE SLEDGE HOCKEY



SUN  
14 APR 2013  
15:45

MIXED

GROUP B - GAME X07

---

## BEST PLAYER OF THE GAME

**GAME#** (07) CAN - RUS

**HOME TEAM** CAN **NAME/#** [27] BOWDEN Bradley

**VISITING TEAM** RUS **NAME/#** [21] PETROV Evgeny

## GAME ROSTER

### KOR - ITA

#### Referee(s)

BOESE Paul (CAN)

#### Linesmen

BEELEN Louis (NED), KASAHARA Yoshifumi (JPN)

#### Goalkeepers

Team: KOR

No	Name	GP	MIP	GA	SVS	SOG	SVS%	GAA
31	YU Man Gyun	2	75:00	4	16	20	80.00	2.00
74	CHUNG Young Hoon	2	15:00		2	21	100.00	0.00

Team: ITA

No	Name	GP	MIP	GA	SVS	SOG	SVS%	GAA
15	ARAUDO Gabriele	2	57:49	1	23	24	95.83	0.50
1	STILLITANO Santino	2	31:43	5	16	21	76.19	2.50

#### Team Roster

Team: KOR (WHITE)

No	Pos	Name	Gn	GP	G	A	PTS	PIM	+/-
10	D	CHO Young Jae	M	2	0	0	0	2	-2
12	F	KIM Young Sung	M	2	1	0	1	2	-1
14	F	JUNG Seung Hwan	M	2	0	1	1	2	-2
20	D	JANG Dong Shin	M	2	1	0	1	0	-2
23	F	LEE Yong Min	M	2	0	0	0	4	-3
26	F	KIM Dae Jung	M	2	0	0	0	0	
27	F	CHO Byeong Seok	M	2	0	0	0	0	-1
28	F	LEE Jong Kyung +A	M	2	0	0	0	2	-1
31	GK	YU Man Gyun	M	2	0	0	0	0	-2
49	D	LEE Young Min	M	2	0	0	0	0	
55	F	JANG Jong Ho +A	M	2	0	1	1	0	+1
68	D	HAN Min Su +C	M	2	0	0	0	0	
74	GK	CHUNG Young Hoon	M	2	0	0	0	0	
88	F	PARK Sang Hyeon	M	2	0	0	0	0	+1
90	D	PARK Woo Chul	M	2	0	0	0	0	

Team: ITA (BLUE)

No	Pos	Name	Gn	GP	G	A	PTS	PIM	+/-
1	GK	STILLITANO Santino	M	2	0	0	0	0	-5
3	D	ROSA Gianluigi	M	2	1	0	1	10	-2
5	F	PLANKER Florian +A	M	2	0	0	0	6	-4
6	D	CAVALIERE Gianluca +A	M	2	0	0	0	0	-2
7	F	WINKLER Werner	M	2	0	0	0	0	-4
8	D	RADICE Roberto	M	2	0	0	0	0	-3
14	D	BALOSSETTI Bruno	M	2	0	0	0	0	-2
15	GK	ARAUDO Gabriele	M	2	0	0	0	0	+1
16	F	CHIAROTTI Andrea +C	M	2	1	0	1	0	-3
18	F	MACRI Andrea	M	2	0	0	0	0	2
68	F	CORVINO Valerio	M	2	0	0	0	0	0
69	D	CONDELLO Giuseppe	M	2	0	0	0	0	0
73	F	LEPERDI Gregory	M	2	0	0	0	0	2

Head Coach: CHUN Jung Kook

Head Coach: DA RIN DE LORENZO Massimo

Legend:							
+/-	Plus/minus net	+A	Assistant captain	+C	Captain	A	Assists
D	Defence	F	Forward	G	Goals	GA	Goals against
GAA	Goals against as average per 60 minutes	GK	Goalkeeper	GP	Games played	GP	Games played
MIP	Minutes and seconds played	No	Jersey number	PIM	Penalties in minutes	PIM	Penalties in minutes
Pos	Position	SOG	Shots on goal	SVS	Saves	SVS	Saves
SVS%	Saves in percentage	PTS	Points				

## RESULTS SUMMARY

KOR - ITA 1-2 (1-0) (0-2) (0-0)

<b>Spectators</b>	<b>Referee(s)</b>	<b>Linesmen</b>
	BOESE Paul (CAN)	BEELEN Louis (NED), KASAHARA Yoshifumi (JPN)

### Team Statistic

Period	Score	SVS	SOG	PIM	TPP	PPG	SHG
1	1 : 0	3 : 3	4 : 3	2 : 4	03:38 : 01:28	0 : 0	0 : 0
2	0 : 2	5 : 5	5 : 7	4 : 2	: 01:14	0 : 1	0 : 0
3	0 : 0	2 : 10	10 : 2	2 : 6	05:23 : 01:34	0 : 0	0 : 0
<b>Total:</b>	<b>1 : 2</b>	<b>10 : 18</b>	<b>19 : 12</b>	<b>8 : 12</b>	<b>02:33 : 04:16</b>	<b>0 : 1</b>	<b>0 : 0</b>

### 1st Period

Action	Time	ET/Res	Team	Type	No	Name	(G)	Assist By / Action Description
GK	00:00		ITA		15	ARAUDO G		
GK	00:00		KOR		31	YU MG		
<b>Goal</b>	<b>00:28</b>	<b>1:0</b>	<b>KOR</b>	<b>EQ</b>	<b>20</b>	<b>JANG DS</b>	(1)	55 JANG JH On ice KOR 31 10 14 20 28 55 ITA 15 5 6 7 14 16
Penalty	04:37	-	ITA	2 min.	73	LEPERDI G		Boarding / start serving at 04:48
Penalty	07:53	-	KOR	2 min.	23	LEE YM		Delaying the Game / start serving at 10:15
Penalty	09:21	-	ITA	2 min.	3	ROSA G		Hooking / start serving at 09:30

### 2nd Period

Action	Time	ET/Res	Team	Type	No	Name	(G)	Assist By / Action Description
GK	15:00		ITA		15	ARAUDO G		
GK	15:00		KOR		31	YU MG		
Penalty	15:09	-	KOR	2 min.	28	LEE JK		Holding / start serving at 19:53
<b>Goal</b>	<b>15:16</b>	<b>1:1</b>	<b>ITA</b>	<b>PP1</b>	<b>16</b>	<b>CHIAROTTI A</b>	(1)	On ice KOR 31 10 14 20 23 28 ITA 15 3 5 7 16 73
<b>Goal</b>	<b>16:14</b>	<b>1:2</b>	<b>ITA</b>	<b>EQ</b>	<b>3</b>	<b>ROSA G</b>	(1)	On ice KOR 31 10 14 20 23 28 ITA 15 3 5 16 73 73
Penalty	22:26	-	ITA	2 min.	5	PLANKER F		Teeing / start serving at 25:47
Penalty	23:32	-	KOR	2 min.	14	JUNG SH		Teeing / start serving at 23:38

### 3rd Period

Action	Time	ET/Res	Team	Type	No	Name	(G)	Assist By / Action Description
GK	30:00		KOR		74	CHUNG YH		
GK	30:00		ITA		15	ARAUDO G		
Penalty	31:53	-	ITA	2 min.	18	MACRI A		Teeing / start serving at 34:00
Penalty	33:34	-	ITA	2 min.	5	PLANKER F		Holding / start serving at 35:36
Time-out	34:00		KOR					
Penalty	35:28	-	KOR	2 min.	10	CHO YJ		Elbowing / start serving at 39:04
Penalty	37:10	-	ITA	2 min.	3	ROSA G		Holding

### Goalkeeper Records

Team: KOR - KOREA				
No	Name	SOG	SVS	MIP
31	YU Man Gyun	10	8	30:00
74	CHUNG Young Hoon	2	2	15:00

Team: ITA - ITALY				
No	Name	SOG	SVS	MIP
15	ARAUDO Gabriele	16	15	45:00
1	STILLITANO Santino			

### Game Statistics

Team: KOR (WHITE)																			
No	Pos	Name	Gn	G	A	PIM	Shots					Time on Ice							
							1	2	3	OT	TS	+/-	1	2	3	OT	TOT	SHF	AVG
10	D	CHO Young Jae	M	0	0	2	0	2	2	0	4	-1	10:30	6:20	9:13		26:03	19	01:22
14	F	JUNG Seung Hwan	M	0	0	2	0	0	2	0	2	-1	10:02	5:40	10:15		25:57	18	01:26
20	D	JANG Dong Shin	M	1	0	0	1	0	1	0	2	-1	9:50	7:18	9:17		26:25	17	01:33
28	F	LEE Jong Kyung +A	M	0	0	2	2	0	2	0	4	-1	9:46	6:39	10:54		27:19	17	01:36
55	F	JANG Jong Ho +A	M	0	1	0	0	0	0	0	0	+1	7:40	0:00	0:00		7:40	6	01:16
12	F	KIM Young Sung	M	0	0	0	0	1	0	0	1		4:35	5:55	5:21		15:51	16	00:59

## RESULTS SUMMARY

### Game Statistics

Team: KOR (WHITE)																		
No	Pos	Name	Gn	G	A	PIM	Shots					+/-	Time on Ice					
							1	2	3	OT	TS		1	2	3	OT	TOT	SHF
23	F	LEE Yong Min	M	0	0	2	0	1	0	0	1	-2	4:22	6:53	3:23	14:38	13	01:07
27	F	CHO Byeong Seok	M	0	0	0	0	0	0	0	0		5:30	4:56	6:47	17:13	16	01:04
68	D	HAN Min Su +C	M	0	0	0	0	0	1	0	1		4:22	6:11	6:32	17:05	12	01:25
90	D	PARK Woo Chul	M	0	0	0	1	1	2	0	4		4:48	6:57	5:54	17:39	14	01:15
26	F	KIM Dae Jung	M	0	0	0	0	0	0	0	0		0:00	0:00	0:00	0:00		
49	D	LEE Young Min	M	0	0	0	0	0	0	0	0		0:00	0:00	0:00	0:00		
88	F	PARK Sang Hyeon	M	0	0	0	0	0	0	0	0		0:00	1:42	2:18	4:00	6	00:40
31	GK	YU Man Gyun	M	0	0	0	0	0	0	0	0							
74	GK	CHUNG Young Hoon	M	0	0	0	0	0	0	0	0							
<b>Total:</b>				<b>1</b>	<b>1</b>	<b>8</b>	<b>4</b>	<b>5</b>	<b>10</b>	<b>19</b>								
Head Coach:CHUN Jung Kook																		

### Game Statistics

Team: ITA (BLUE)																		
No	Pos	Name	Gn	G	A	PIM	Shots					+/-	Time on Ice					
							1	2	3	OT	TS		1	2	3	OT	TOT	SHF
5	F	PLANKER Florian +A	M	0	0	4	0	1	1	0	2	+1	8:22	9:04	12:36	30:02	17	01:46
6	D	CAVALIERE Gianluca +A	M	0	0	0	0	2	0	0	2	-1	9:44	9:19	13:15	32:18	19	01:42
7	F	WINKLER Werner	M	0	0	0	0	0	0	0	0		8:45	7:22	12:57	29:04	17	01:42
14	D	BALOSSETTI Bruno	M	0	0	0	1	0	0	0	1	-1	6:09	8:58	4:11	19:18	13	01:29
16	F	CHIAROTTI Andrea +C	M	1	0	0	0	2	0	0	2	+1	5:21	2:17	5:07	12:45	11	01:09
3	D	ROSA Gianluigi	M	1	0	4	1	1	1	0	3	+2	10:52	9:24	12:37	32:53	18	01:49
8	D	RADICE Roberto	M	0	0	0	0	0	0	0	0		2:09	1:42	0:00	3:51	4	00:57
18	F	MACRI Andrea	M	0	0	2	0	1	0	0	1		3:18	4:06	0:04	7:28	8	00:56
68	F	CORVINO Valerio	M	0	0	0	1	0	0	0	1		5:32	5:21	3:55	14:48	13	01:08
73	F	LEPERDI Gregory	M	0	0	2	0	0	0	0	0	+2	8:24	5:44	6:10	20:18	14	01:27
69	D	CONDELLO Giuseppe	M	0	0	0	0	0	0	0	0		0:00	0:00	0:00	0:00	1	00:00
15	GK	ARAUDO Gabriele	M	0	0	0	0	0	0	0	0							
1	GK	STILLITANO Santino	M	0	0	0	0	0	0	0	0							
<b>Total:</b>				<b>2</b>	<b>0</b>	<b>12</b>	<b>3</b>	<b>7</b>	<b>2</b>	<b>12</b>								
Head Coach:DA RIN DE LORENZO Massimo																		

### Group B

R	Team	GP	W	OTW	OTL	LPTS	GDF	GF:GA		KOR	CAN	ITA	RUS
1	CAN	2	2	0	0	0	6	6	9:3	KOR		TUE 16 APR 14:00	1:2
2	RUS	2	1	0	0	1	3	0	5:5	CAN	TUE 16 APR 14:00		4:3
3	ITA	2	1	0	0	1	3	-4	2:6	ITA	2:1	0:5	TUE 16 APR 10:45
4	KOR	2	0	0	0	2	0	-2	2:4	RUS	2:1	3:4	TUE 16 APR 10:45

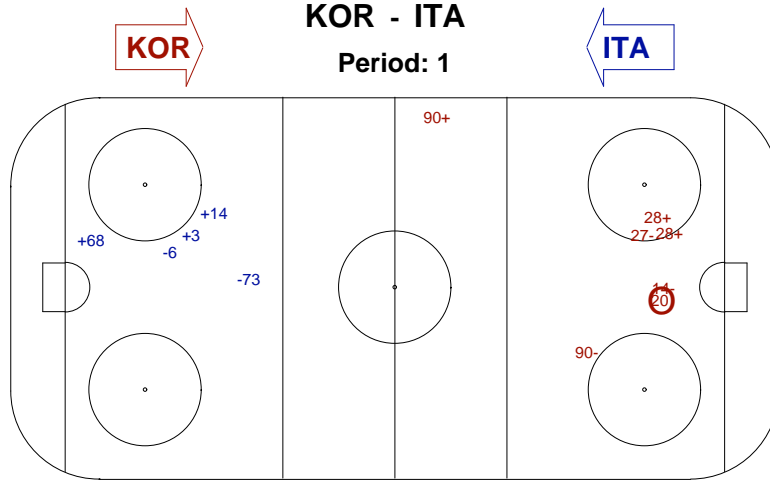
Legend:							
<b>(G)</b>	Goals in tournament	<b>+/-</b>	Plus/minus net	<b>+A</b>	Assistant captain	<b>+C</b>	Captain
<b>A</b>	Assists	<b>AVG</b>	Average time on ice/shift	<b>D</b>	Defence	<b>EQ</b>	Equal strength
<b>ET/Res</b>	Penalty end time/Result of game	<b>G</b>	Goals	<b>F</b>	Forward	<b>G</b>	Goals
<b>GA</b>	Goals against	<b>GDF</b>	Goal difference	<b>GF</b>	Goals for	<b>GK</b>	Goalkeeper
<b>GP</b>	Games played	<b>L</b>	Losses	<b>MIP</b>	Minutes in play(GK)	<b>No</b>	Jersey number
<b>OT</b>	Overtime	<b>OTL</b>	Overtime loss	<b>OTW</b>	Overtime win	<b>PIM</b>	Penalties in minutes
<b>Pos</b>	Position	<b>PP1</b>	Power play -1 player	<b>PPG</b>	Power play goals	<b>PTS</b>	Points
<b>R</b>	Rank	<b>SHF</b>	Number of shifts	<b>SHG</b>	Shorthanded goals	<b>SOG</b>	Shots on goal
<b>SVS</b>	Saves	<b>TOT</b>	Total	<b>TPP</b>	Time on power play	<b>TS</b>	Total shots
<b>W</b>	Wins						

SHOT CHART

Shots by **ITA**  
Goals (o): 0 SSG (+): 3  
SSP (-): 0 SPG (-): 2



GK 31 of KOR



Shots by **KOR**  
Goals (o): 1 SSG (+): 3  
SSP (-): 0 SPG (-): 3

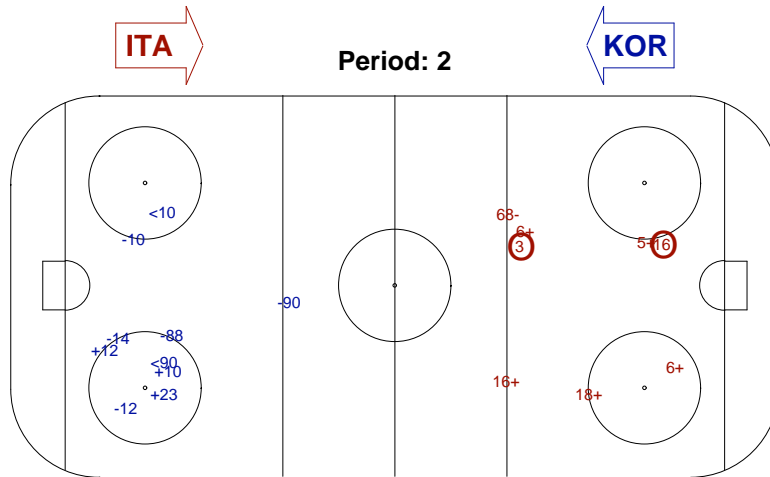


GK 15 of ITA

Shots by **KOR**  
Goals (o): 0 SSG (+): 3  
SSP (-): 2 SPG (-): 5



GK 15 of ITA



Shots by **ITA**  
Goals (o): 2 SSG (+): 5  
SSP (-): 0 SPG (-): 1

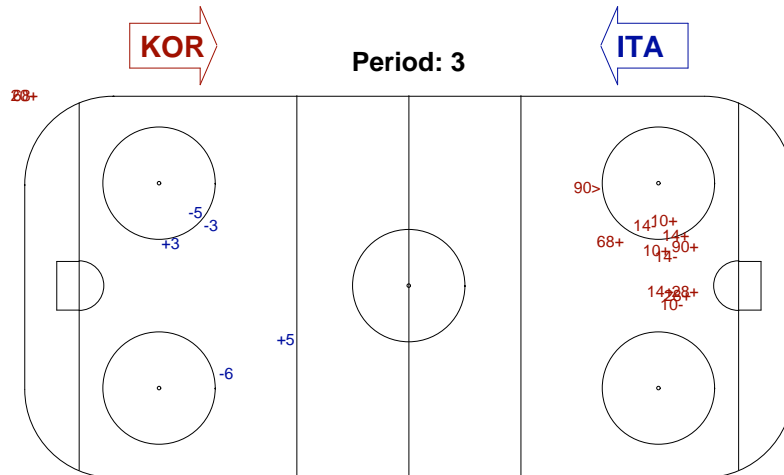


GK 31 of KOR

Shots by **ITA**  
Goals (o): 0 SSG (+): 2  
SSP (-): 0 SPG (-): 3



GK 74 of KOR



Shots by **KOR**  
Goals (o): 0 SSG (+): 9  
SSP (-): 1 SPG (-): 4



GK 15 of ITA

**Legend:**  
**ENG** Empty net goal    **GK** Goalkeeper    **SPG** Shots past goal    **SSG** Shots saved by goalkeeper    **SSP** Shots saved by player

FACE OFF CHART

KOR - ITA

PERIOD 1

KOR	ITA	KOR	ITA	KOR	ITA
Def. zone	Att. zone	Neutral zone		Att. zone	Def. zone
-28	+5	-28	+5	+55	-73
+28	-18	+23	-73	+55	-5
+28	-5	+28	-5	-27	+5
-27	-27	+28	-	-27	+73
-73	-73	-28	+5	+28	-73
				+27	-
				+27	-5
				+27	-18
Total wins / period	2 / 40%	3 / 60%	2 / 40%	6 / 75%	2 / 25%

Total wins  
all zones

KOR	ITA
11 / 61%	7 / 39%

PERIOD 2

KOR	ITA	KOR	ITA	KOR	ITA
Def. zone	Att. zone	Neutral zone		Att. zone	Def. zone
-88	-88	-	+73	-	+5
+28	-	+28	-73	+28	-
+27	-	+68	-		
-	+73	-27	+5		
+27	-				
-	+73				
-27	-27				
+27	-5				
-23	+5				
Total wins / period	4 / 44%	2 / 50%	2 / 50%	1 / 50%	1 / 50%

Total wins  
all zones

KOR	ITA
7 / 47%	8 / 53%

PERIOD 3

KOR	ITA	KOR	ITA	KOR	ITA
Def. zone	Att. zone	Neutral zone		Att. zone	Def. zone
+27	-73	-28	+5	+28	-5
-12	+5	+28	-5	-28	+5
+12	-7			+28	-
-28	+73			-28	+68
+28	-18			+28	-73
				+28	-73
				+28	-73
				+28	-5
				+28	-5
Total wins / period	3 / 60%	1 / 50%	1 / 50%	7 / 78%	2 / 22%

Total wins  
all zones

KOR	ITA
11 / 69%	5 / 31%

### FACE OFF CHART

#### TOTAL

	KOR		ITA		KOR		ITA		Total wins all zones	
	Def. zone	Att. zone	Neutral zone	Neutral zone	Att. zone	Def. zone	KOR	ITA		
Total wins / game	9 / 47%	10 / 53%	6 / 55%	5 / 45%	14 / 74%	5 / 26%	29 / 59%	20 / 41%		

#### HEAD TO HEAD

No.	ITA										Tot	wins KOR	Dz	Nz	Az
	5	7	18	68	73										
12	0-1	1-0									2	1 50%	1 50%		
23	0-1				1-0						2	1 50%	0 0%	1 100%	
27	2-2		1-0		1-1						12	7 58%	4 67%	0 0%	3 60%
28	6-5		2-0	0-1	5-1						24	17 71%	4 67%	4 57%	9 82%
55	1-0				1-0						2	2 100%			2 100%
68											1	1 100%		1 100%	
88											1	0 0%	0 0%		
<b>Tot</b>	19	1	3	1	14						49	29 59%	9 47%	6 55%	14 74%
<b>wins ITA</b>	10 53%	0 0%	0 0%	1 100%	5 36%						20 41%				
<b>Dz</b>	3 38%		0 0%	1 100%	1 17%						5 26%				
<b>Nz</b>	4 67%				1 33%						5 45%				
<b>Az</b>	3 60%	0 0%	0 0%		3 60%						10 53%				

<b>Legend:</b>	<b>Az</b> Attacking zone	<b>Dz</b> Defending zone	<b>Nz</b> Neutral zone	<b>Tot</b> Total face-offs played
----------------	--------------------------	--------------------------	------------------------	-----------------------------------



SPART COMPLEX AND PARK

ICE SLEDGE HOCKEY



SUN  
14 APR 2013  
19:00

MIXED

GROUP B - GAME X08

---

## BEST PLAYER OF THE GAME

**GAME#** (08) KOR - ITA

**HOME TEAM** KOR **NAME/#** [20] JANG Dong Shin

**VISITING TEAM** ITA **NAME/#** [3] ROSA Gianluigi



TUE  
16 APR 2013  
10:45

MIXED

GROUP B - GAME X09

## GAME ROSTER

ITA - RUS

### Referee(s)

MODIG Erik Matthias (SWE)

### Linesmen

BOKAL Scott (USA), CHAE Young-Jin (KOR)

### Goalkeepers

Team: ITA

No	Name	GP	MIP	GA	SVS	SOGS	SVS%	GAA
15	ARAUDO Gabriele	2	55:12	1	13	14	92.86	0.50
1	STILLITANO Santino	2	31:43	5	16	21	76.19	2.50

Team: RUS

No	Name	GP	MIP	GA	SVS	SOGS	SVS%	GAA
1	IVANOV Mikhail	2	45:00	17	17	17	100.00	0.00
20	LOBANOV Konstantin	2	45:00	1	15	16	93.75	0.50

### Team Roster

Team: ITA (BLUE)

No	Pos	Name	Gn	GP	G	A	PTS	PIM	+/-
1	GK	STILLITANO Santino	M	2	0	0	0	0	-5
3	D	ROSA Gianluigi	M	2	0	0	0	6	-5
5	F	PLANKER Florian +A	M	2	0	0	0	4	-6
6	D	CAVALIERE Gianluca +A	M	2	0	0	0	0	-2
7	F	WINKLER Werner	M	2	0	0	0	0	-5
8	D	RADICE Roberto	M	2	0	0	0	0	-3
14	D	BALOSSETTI Bruno	M	2	0	0	0	0	-1
15	GK	ARAUDO Gabriele	M	2	0	0	0	0	-1
16	F	CHIAROTTI Andrea +C	M	2	0	0	0	0	-5
18	F	MACRI Andrea	M	2	0	0	0	0	0
68	F	CORVINO Valerio	M	2	0	0	0	2	0
69	D	CONDELLO Giuseppe	M	2	0	0	0	2	0
73	F	LEPERDI Gregory	M	2	0	0	0	0	-2

Team: RUS (WHITE)

No	Pos	Name	Gn	GP	G	A	PTS	PIM	+/-
1	GK	IVANOV Mikhail	M	2	0	0	0	0	+1
2	D	LYSOV Aleksei	M	2	0	0	0	0	+2
5	D	VARLAKOV Vasilii	M	2	0	1	1	2	0
8	F	LISOV Dmitriy +A	M	2	2	1	3	0	+3
10	F	TUCHIN Ruslan	M	2	0	0	0	2	-1
11	F	AMOSOV Alexey	M	2	0	0	0	0	0
13	F	SHIKHOV Konstantin +A	M	2	0	0	0	4	-1
17	D	SELYUKIN Vadim +C	M	2	0	0	0	0	2
18	F	SOKOLOV Andrey	M	2	0	0	0	0	0
19	D	KUZNETSOV Ivan	M	2	0	1	1	0	+2
20	GK	LOBANOV Konstantin	M	2	0	0	0	0	+1
21	F	PETROV Evgeny	M	2	1	1	2	0	+3
22	F	TERENTYEV Nikolay	M	2	0	0	0	6	-1
23	F	VOLKOV Ilia	M	2	0	0	0	0	+3
24	D	POPOV Ilia	M	2	0	0	0	0	0

Head Coach: DA RIN DE LORENZO Massimo

Head Coach: SAMOYLOV Sergey

Legend:							
+/-	Plus/minus net	+A	Assistant captain	+C	Captain	A	Assists
D	Defence	F	Forward	G	Goals	GA	Goals against
GAA	Goals against as average per 60 minutes			GK	Goalkeeper	GP	Games played
MIP	Minutes and seconds played			No	Jersey number	PIM	Penalties in minutes
Pos	Position	PTS	Points	SOG	Shots on goal	SVS	Saves
SVS%	Saves in percentage						

## RESULTS SUMMARY

ITA - RUS 0-1 (0-0) (0-0) (0-1)

Spectators	Referee(s)	Linesmen
	MODIG Erik Matthias (SWE)	BOKAL Scott (USA), CHAE Young-Jin (KOR)

### Team Statistic

Period	Score	SVS	SOG	PIM	TPP	PPG	SHG
1	0 : 0	2 : 4	4 : 2	2 : 0	00:00 : 02:00	0 : 0	0 : 0
2	0 : 0	3 : 5	5 : 3	4 : 0	00:00 : 03:53	0 : 0	0 : 0
3	0 : 1	3 : 9	9 : 4	0 : 4	04:16 : 00:00	0 : 0	0 : 0
<b>Total:</b>	<b>0 : 1</b>	<b>8 : 18</b>	<b>18 : 9</b>	<b>6 : 4</b>	<b>04:16 : 05:53</b>	<b>0 : 0</b>	<b>0 : 0</b>

### 1st Period

Action	Time	ET/Res	Team	Type	No	Name	(G) Assist By / Action Description
GK	00:00		ITA		1	STILLITANO S	
GK	00:00		RUS		1	IVANOV M	
GK	00:00		ITA		1	STILLITANO S	
GK	00:00		ITA		15	ARAUDO G	
Penalty	10:41	-	ITA	2 min.	5	PLANKER F	Interference

### 2nd Period

Action	Time	ET/Res	Team	Type	No	Name	(G) Assist By / Action Description
GK	15:00		ITA		15	ARAUDO G	
GK	15:00		RUS		1	IVANOV M	
Penalty	21:36	-	ITA	2 min.	69	CONDELLO G	Teeing / start serving at 23:50
Penalty	23:59	-	ITA	2 min.	68	CORVINO V	Too Many Players on the Ice / start serving at 27:38

### 3rd Period

Action	Time	ET/Res	Team	Type	No	Name	(G) Assist By / Action Description
GK	30:00		RUS		1	IVANOV M	
GK	30:00		ITA		15	ARAUDO G	
Goal	30:35	0:1	RUS	EQ	8	LISOV D	(2) 19 KUZNETSOV I On ice ITA 15 3 5 6 7 16 RUS 1 2 8 19 21 23
Penalty	31:50	-	RUS	2 min.	17	SELYUKIN V	Holding / start serving at 32:09
Penalty	42:11	-	RUS	2 min.	13	SHIKHOV K	Roughing / start serving at 42:51
Time-out	42:11		ITA				
Time-out	42:47		RUS				

### Goalkeeper Records

Team: ITA - ITALY			
No	Name	SOG	SVS MIP
15	ARAUDO Gabriele	6	5 42:23
1	STILLITANO Santino		

Team: RUS - RUSSIAN FEDERATION			
No	Name	SOG	SVS MIP
1	IVANOV Mikhail	17	17 45:00
20	LOBANOV Konstantin		

### Game Statistics

Team: ITA (BLUE)																		
No	Pos	Name	Gn	G	A	PIM	Shots					Time on Ice						
							1	2	3	OT	TS	+/-	1	2	3	OT	TOT	SHF
5	F	PLANKER Florian +A	M	0	0	2	1	3	1	0	5	-1	10:42	10:55	9:00	30:37	14	02:11
6	D	CAVALIERE Gianluca +A	M	0	0	0	0	0	0	0	0	-1	10:26	8:17	10:59	29:42	13	02:17
7	F	WINKLER Werner	M	0	0	0	0	0	1	0	1	-1	9:12	7:14	12:03	28:29	16	01:46
14	D	BALOSSETTI Bruno	M	0	0	0	0	0	0	0	0		4:44	2:21	1:40	8:45	8	01:05
16	F	CHIAROTTI Andrea +C	M	0	0	0	1	0	2	0	3	-1	7:34	3:35	7:54	19:03	15	01:16
3	D	ROSA Gianluigi	M	0	0	0	1	0	3	0	4	-1	12:37	13:25	13:32	39:34	11	03:35
8	D	RADICE Roberto	M	0	0	0	0	0	0	0	0		2:05	2:57	1:15	6:17	5	01:15
18	F	MACRI Andrea	M	0	0	0	0	1	0	0	1		1:50	3:19	2:19	7:28	7	01:04
68	F	CORVINO Valerio	M	0	0	2	0	1	1	0	2		19:45	6:34	5:43	32:02	11	02:54
73	F	LEPERDI Gregory	M	0	0	0	1	0	1	0	2		5:29	8:35	10:50	24:54	15	01:39
69	D	CONDELLO Giuseppe	M	0	0	2	0	0	0	0	0		1:32	2:02	0:00	3:34	5	00:42
1	GK	STILLITANO Santino	M	0	0	0	0	0	0	0	0							

## RESULTS SUMMARY

### Game Statistics

Team: ITA (BLUE)																			
No	Pos	Name	Gn	G	A	PIM	Shots					+/-	Time on Ice						
							1	2	3	OT	TS		1	2	3	OT	TOT	SHF	AVG
15	GK	ARAUDO Gabriele	M	0	0	0	0	0	0	0	0	0							
<b>Total:</b>				<b>0</b>	<b>0</b>	<b>6</b>	<b>4</b>	<b>5</b>	<b>9</b>	<b>18</b>									
Head Coach: DA RIN DE LORENZO Massimo																			

### Game Statistics

Team: RUS (WHITE)																		
No	Pos	Name	Gn	G	A	PIM	Shots					+/-	Time on Ice					
							1	2	3	OT	TS		1	2	3	OT	TOT	SHF
2	D	LYSOV Aleksei	M	0	0	0	0	0	0	0	+1	9:03	6:23	9:56	25:22	13	01:57	
8	F	LISOV Dmitriy +A	M	1	0	0	1	0	1	0	+1	9:39	9:20	8:09	27:08	13	02:05	
19	D	KUZNETSOV Ivan	M	0	1	0	0	0	0	0	+1	7:34	4:38	10:52	23:04	15	01:32	
21	F	PETROV Evgeny	M	0	0	0	0	1	0	0	+1	12:11	7:46	3:05	23:02	13	01:46	
23	F	VOLKOV Iliia	M	0	0	0	1	0	0	0	+1	10:02	7:08	6:35	23:45	13	01:49	
5	D	VARLAKOV Vasilii	M	0	0	0	0	1	0	0	1	5:37	8:11	4:55	18:43	12	01:33	
10	F	TUCHIN Ruslan	M	0	0	0	0	0	1	0	1	4:30	7:16	6:05	17:51	12	01:29	
13	F	SHIKHOV Konstantin +A	M	0	0	2	0	1	1	0	2	5:32	7:30	8:11	21:13	17	01:14	
18	F	SOKOLOV Andrey	M	0	0	0	0	0	0	0	0	6:42	6:27	0:50	13:59	10	01:23	
22	F	TERENTYEV Nikolay	M	0	0	0	0	0	0	0	0	0:00	0:00	0:01	0:01	2	00:00	
11	F	AMOSOV Alexey	M	0	0	0	0	0	0	0	0	0:00	0:00	0:00	0:00	1	00:00	
17	D	SELYUKIN Vadim +C	M	0	0	2	0	0	1	0	1	2:47	6:53	5:14	14:54	15	00:59	
24	D	POPOV Iliia	M	0	0	0	0	0	0	0	0	0:00	0:00	0:00	0:00			
20	GK	LOBANOV Konstantin	M	0	0	0	0	0	0	0	0							
1	GK	IVANOV Mikhail	M	0	0	0	0	0	0	0	0							
<b>Total:</b>				<b>1</b>	<b>1</b>	<b>4</b>	<b>2</b>	<b>3</b>	<b>4</b>	<b>9</b>								
Head Coach: SAMOYLOV Sergey																		

### Group B

R	Team	GP	W	OTW	OTL	LPTS	GDF	GF:GA		KOR	CAN	ITA	RUS
1	CAN	2	2	0	0	0	6	6	9:3	KOR	TUE 16 APR 14:00	1:2	1:2
2	RUS	3	2	0	0	1	6	1	6:5	CAN	TUE 16 APR 14:00	5:0	4:3
3	ITA	3	1	0	0	2	3	-5	2:7	ITA	2:1	0:5	0:1
4	KOR	2	0	0	0	2	0	-2	2:4	RUS	2:1	3:4	1:0

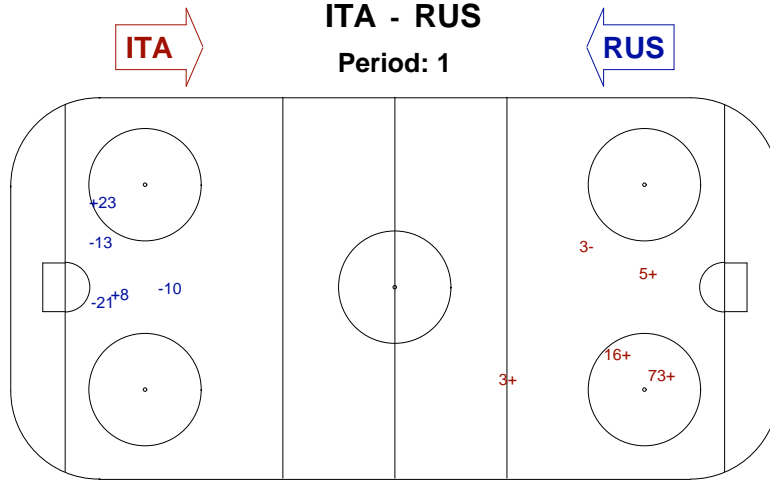
Legend:							
<b>(G)</b>	Goals in tournament	<b>+/-</b>	Plus/minus net	<b>+A</b>	Assistant captain	<b>+C</b>	Captain
<b>A</b>	Assists	<b>AVG</b>	Average time on ice/shift	<b>D</b>	Defence	<b>EQ</b>	Equal strength
<b>ET/Res</b>	Penalty end time/Result of game	<b>G</b>	Goals	<b>F</b>	Forward	<b>G</b>	Goals
<b>GA</b>	Goals against	<b>GDF</b>	Goal difference	<b>GF</b>	Goals for	<b>GK</b>	Goalkeeper
<b>GP</b>	Games played	<b>L</b>	Losses	<b>MIP</b>	Minutes in play(GK)	<b>No</b>	Jersey number
<b>OT</b>	Overtime	<b>OTL</b>	Overtime loss	<b>OTW</b>	Overtime win	<b>PIM</b>	Penalties in minutes
<b>Pos</b>	Position	<b>PP1</b>	Power play -1 player	<b>PPG</b>	Power play goals	<b>PTS</b>	Points
<b>R</b>	Rank	<b>SHF</b>	Number of shifts	<b>SHG</b>	Shorthanded goals	<b>SOG</b>	Shots on goal
<b>SVS</b>	Saves	<b>TOT</b>	Total	<b>TPP</b>	Time on power play	<b>TS</b>	Total shots
<b>W</b>	Wins						

SHOT CHART

Shots by **RUS**  
Goals (o): 0 SSG (+): 2  
SSP (-): 0 SPG (-): 3

GK 1 of ITA

GK 15 of ITA

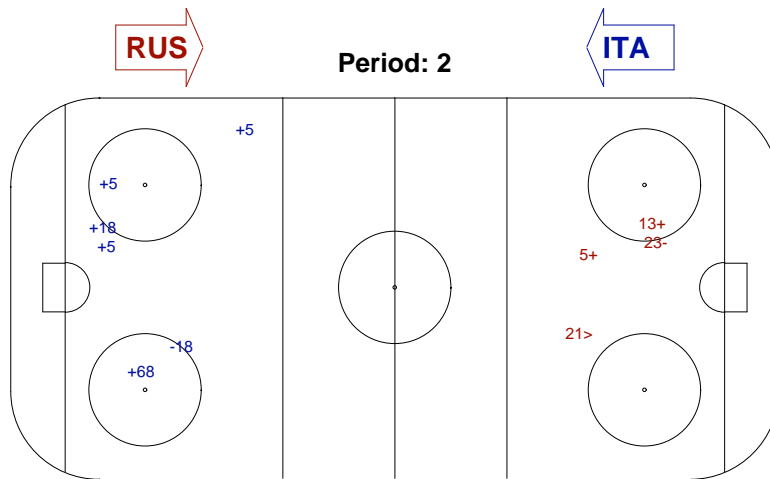


Shots by **ITA**  
Goals (o): 0 SSG (+): 4  
SSP (-): 0 SPG (-): 1

GK 1 of RUS

Shots by **ITA**  
Goals (o): 0 SSG (+): 5  
SSP (-): 0 SPG (-): 1

GK 1 of RUS



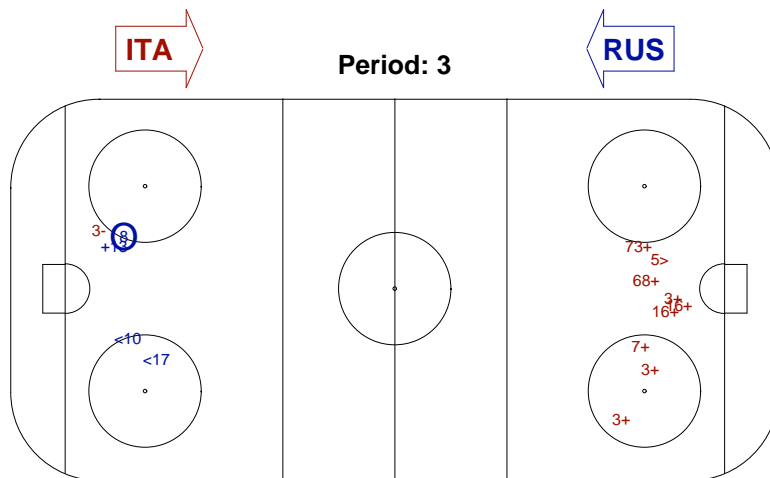
Shots by **RUS**  
Goals (o): 0 SSG (+): 2  
SSP (-): 1 SPG (-): 1

GK 15 of ITA

Shots by **RUS**  
Goals (o): 1 SSG (+): 1  
SSP (-): 2 SPG (-): 0

8

GK 15 of ITA



Shots by **ITA**  
Goals (o): 0 SSG (+): 8  
SSP (-): 1 SPG (-): 1

GK 1 of RUS

**Legend:**  
ENG Empty net goal    GK Goalkeeper    SPG Shots past goal    SSG Shots saved by goalkeeper    SSP Shots saved by player

FACE OFF CHART

ITA - RUS

PERIOD 1

	ITA		RUS		ITA		RUS		ITA		RUS	
	Def. zone	Att. zone	Def. zone	Att. zone	Neutral zone		Att. zone	Def. zone	Att. zone	Def. zone	Total wins	Total wins
	-73	+23	+73	-23	+73	-23	-5	+23			all zones	
	+73	-23	+5	-23							ITA	RUS
	-5	+23									4 / 57%	3 / 43%
	+5	-10										
Total wins / period	2 / 50%	2 / 50%	2 / 100%	0 / 0%	0 / 0%	1 / 100%						

PERIOD 2

	ITA		RUS		ITA		RUS		ITA		RUS	
	Def. zone	Att. zone	Def. zone	Att. zone	Neutral zone		Att. zone	Def. zone	Att. zone	Def. zone	Total wins	Total wins
	+5	-23	-5	+23	-5	+23	-5	+10			all zones	
	+5	-23	+73	-10	+73	-10	+73	-			ITA	RUS
	+7	-23	-5	+10	-5	+10					6 / 46%	7 / 54%
	-73	+13	-5	+10	+7	-23						
	-23	-23	-5	+23	-5	+23						
Total wins / period	3 / 60%	2 / 40%	2 / 33%	4 / 67%	1 / 50%	1 / 50%						

PERIOD 3

	ITA		RUS		ITA		RUS		ITA		RUS	
	Def. zone	Att. zone	Def. zone	Att. zone	Neutral zone		Att. zone	Def. zone	Att. zone	Def. zone	Total wins	Total wins
	-73	+10	+5	-23	+5	-23	+5	-23			all zones	
							-5	+23			ITA	RUS
							+5	-23			4 / 50%	4 / 50%
							+5	-23				
							-5	+10				
							-5	+10				
Total wins / period	0 / 0%	1 / 100%	1 / 100%	0 / 0%	3 / 50%	3 / 50%						

### FACE OFF CHART

#### TOTAL

	ITA	RUS	ITA	RUS	ITA	RUS	Total wins all zones	
	Def. zone	Att. zone	Neutral zone		Att. zone	Def. zone	ITA	RUS
Total wins / game	5 / 50%	5 / 50%	5 / 56%	4 / 44%	4 / 44%	5 / 56%	14 / 50%	14 / 50%

#### HEAD TO HEAD

		RUS										Tot	wins ITA	Dz	Nz	Az	
No.		10	13	23													
ITA	5	1-5		7-5								18	8 44%	3 75%	2 33%	3 38%	
	7			2-0								2	2 100%	1 100%	1 100%		
	73	1-1	0-1	2-1								7	4 57%	1 25%	2 100%	1 100%	
	<b>Tot</b>	8	1	18								28	14 50%	5 50%	5 56%	4 44%	
	<b>wins RUS</b>	6 75%	1 100%	6 33%								14 50%					
	<b>Dz</b>	3 100%		2 40%								5 56%					
	<b>Nz</b>	2 67%		2 33%								4 44%					
	<b>Az</b>	1 50%	1 100%	2 29%								5 50%					

<b>Legend:</b>	<b>Az</b> Attacking zone	<b>Dz</b> Defending zone	<b>Nz</b> Neutral zone	<b>Tot</b> Total face-offs played
----------------	--------------------------	--------------------------	------------------------	-----------------------------------



SPART COMPLEX AND PARK

ICE SLEDGE HOCKEY



TUE  
16 APR 2013  
10:45

MIXED

GROUP B - GAME X09

---

## BEST PLAYER OF THE GAME

**GAME#** (09) ITA - RUS

**HOME TEAM** ITA **NAME/#** [68] CORVINO Valerio

**VISITING TEAM** RUS **NAME/#** [1] IVANOV Mikhail

## GAME ROSTER

### KOR - CAN

#### Referee(s)

MORRISON Johnathan Michael (USA)

#### Linesmen

BEELEN Louis (NED), KASAHARA Yoshifumi (JPN)

#### Goalkeepers

Team: KOR

No	Name	GP	MIP	GA	SVS	SOGS	SVS%	GAA
31	YU Man Gyun	1	45:00	2	8	10	80.00	2.00
74	CHUNG Young Hoon	1	0:00				0.00	0.00

Team: CAN

No	Name	GP	MIP	GA	SVS	SOGS	SVS%	GAA
22	ST-AMAND Benoit	1	0:00				0.00	0.00
30	WATSON Corbin	1	44:12		9		9100.00	0.00

#### Team Roster

Team: KOR (BLUE)

No	Pos	Name	Gn	GP	G	A	PTS	PIM	+/-
10	D	CHO Young Jae	M	1	0	0	0	0	-1
11	F	CHOI Bae Suk	M	1	0	0	0	0	
12	F	KIM Young Sung	M	1	1	0	1	2	-1
14	F	JUNG Seung Hwan	M	1	0	1	1	0	-1
20	D	JANG Dong Shin	M	1	0	0	0	0	-1
23	F	LEE Yong Min	M	1	0	0	0	2	-1
26	F	KIM Dae Jung	M	1	0	0	0	0	
27	F	CHO Byeong Seok	M	1	0	0	0	0	-1
28	F	LEE Jong Kyung +A	M	1	0	0	0	0	
31	GK	YU Man Gyun	M	1	0	0	0	0	-1
55	F	JANG Jong Ho +A	M	1	0	0	0	0	
68	D	HAN Min Su +C	M	1	0	0	0	0	
74	GK	CHUNG Young Hoon	M	1	0	0	0	0	
88	F	PARK Sang Hyeon	M	1	0	0	0	0	+1
90	D	PARK Woo Chul	M	1	0	0	0	0	

Team: CAN (WHITE)

No	Pos	Name	Gn	GP	G	A	PTS	PIM	+/-
4	D	WHITSON Derek	M	1	0	0	0	0	+2
5	F	REMPEL Kevin	M	1	0	0	0	2	+2
7	F	DORION Marc	M	1	0	0	0	0	
8	F	MCGREGOR Tyler	M	1	0	0	0	0	+1
9	F	GALE Anthony	M	1	0	0	0	0	
11	D	DIXON Adam +A	M	1	2	0	2	0	+2
12	F	WESTLAKE Greg +C	M	1	2	1	3	0	+3
14	D	ARSENAULT Stephen	M	1	0	0	0	0	+1
18	F	BRIDGES Billy	M	1	0	0	0	4	+3
20	F	LUDWIG Karl	M	1	0	0	0	0	
22	GK	ST-AMAND Benoit	M	1	0	0	0	0	
26	F	LAROCQUE Dominic	M	1	0	0	0	0	
27	F	BOWDEN Bradley +A	M	1	1	3	4	0	+3
29	D	MURRAY Graeme	M	1	0	0	0	2	+1
30	GK	WATSON Corbin	M	1	0	0	0	0	+5

Head Coach: CHUN Jung Kook

Head Coach: MONDIN Michael

Legend:							
+/-	Plus/minus net	+A	Assistant captain	+C	Captain	A	Assists
D	Defence	F	Forward	G	Goals	GA	Goals against
GAA	Goals against as average per 60 minutes			GK	Goalkeeper	GP	Games played
MIP	Minutes and seconds played			No	Jersey number	PIM	Penalties in minutes
Pos	Position	PTS	Points	SOG	Shots on goal	SVS	Saves
SVS%	Saves in percentage						



## RESULTS SUMMARY

KOR - CAN 0-5 (0-2) (0-1) (0-2)

Spectators	Referee(s)	Linesmen
	MORRISON Johnathan Michael (USA)	BEELEN Louis (NED), KASAHARA Yoshifumi (JPN)

### Team Statistic

Period	Score	SVS	SOG	PIM	TPP	PPG	SHG
1	0 : 2	6 : 2	2 : 8	2 : 2	01:58 : 01:09	0 : 1	0 : 0
2	0 : 1	4 : 3	3 : 5	10 : 6	00:00 : 03:05	0 : 1	0 : 0
3	0 : 2	8 : 5	5 : 10	4 : 2	01:59 : 02:08	0 : 2	0 : 0
<b>Total:</b>	<b>0 : 5</b>	<b>18 : 10</b>	<b>10 : 23</b>	<b>16 : 10</b>	<b>03:57 : 06:22</b>	<b>0 : 4</b>	<b>0 : 0</b>

### 1st Period

Action	Time	ET/Res	Team	Type	No	Name	(G)	Assist By / Action Description
GK	00:00		KOR		31	YU MG		
GK	00:00		CAN		30	WATSON C		
<b>Goal</b>	<b>01:38</b>	<b>0:1</b>	<b>CAN</b>	<b>EQ</b>	<b>7</b>	<b>DORION M</b>	(1)	29 MURRAY G On ice KOR 31 10 14 20 28 55 CAN 30 4 5 7 26 29
Penalty	09:35	-	CAN	2 min.	20	LUDWIG K		Holding / start serving at 11:57
Penalty	11:42	-	KOR	2 min.	27	CHO BS		Interference / start serving at 12:51
<b>Goal</b>	<b>12:51</b>	<b>0:2</b>	<b>CAN</b>	<b>PP1</b>	<b>11</b>	<b>DIXON A</b>	(3)	18 BRIDGES B On ice KOR 31 12 14 27 88 90 CAN 30 5 11 12 27 29

### 2nd Period

Action	Time	ET/Res	Team	Type	No	Name	(G)	Assist By / Action Description
GK	15:00		CAN		30	WATSON C		
GK	15:00		KOR		31	YU MG		
GK	19:43		CAN		30	WATSON C		
Penalty	19:43	-	KOR	2 min.	68	HAN MS		Elbowing / start serving at 22:01
Penalty	22:01	-	KOR	2 min.	20	JANG DS		Delaying the Game / start serving at 24:09
<b>Goal</b>	<b>23:03</b>	<b>0:3</b>	<b>CAN</b>	<b>PP1</b>	<b>27</b>	<b>BOWDEN B</b>	(2)	On ice KOR 31 12 27 68 90 CAN 30 5 11 12 18 27
Penalty	27:25	-	CAN	2 min.	12	WESTLAKE G		Charging
Penalty	27:25	-	CAN	2 min.	12	WESTLAKE G		Roughing
Penalty	27:25	-	CAN	2 min.	7	DORION M		Roughing
Penalty	27:25	-	KOR	2 min.	23	LEE YM		Roughing
Penalty	27:25	-	KOR	2 min.	23	LEE YM		Slashing
Penalty	27:25	-	KOR	2 min.	20	JANG DS		Roughing

### 3rd Period

Action	Time	ET/Res	Team	Type	No	Name	(G)	Assist By / Action Description
GK	30:00		KOR		31	YU MG		
GK	30:02		CAN		30	WATSON C		
Penalty	30:18	-	KOR	2 min.	88	PARK SH		Holding / start serving at 31:42
<b>Goal</b>	<b>30:45</b>	<b>0:4</b>	<b>CAN</b>	<b>PP1</b>	<b>27</b>	<b>BOWDEN B</b>	(3)	18 BRIDGES B On ice KOR 31 12 27 68 90 11 DIXON A CAN 30 4 8 11 18 27
Penalty	34:06	-	KOR	2 min.	20	JANG DS		High Sticking / start serving at 39:41
<b>Goal</b>	<b>35:47</b>	<b>0:5</b>	<b>CAN</b>	<b>PP1</b>	<b>9</b>	<b>GALE A</b>	(1)	26 LAROCQUE D On ice KOR 31 10 14 28 68 29 MURRAY G CAN 30 7 9 14 26 29
GK	36:40		KOR		74	CHUNG YH		
Penalty	40:45	-	CAN	2 min.	14	ARSENAULT S		Charging / start serving at 43:05
Time-out	41:33		KOR					

### Goalkeeper Records

Team: KOR - KOREA				
No	Name	SOG	SVS	MIP
31	YU Man Gyun	17	12	36:39
74	CHUNG Young Hoon	4	4	8:20

Team: CAN - CANADA				
No	Name	SOG	SVS	MIP
30	WATSON Corbin	7	7	44:55
22	ST-AMAND Benoit			

## RESULTS SUMMARY

### Game Statistics

Team: KOR (BLUE)																			
No	Pos	Name	Gn	G	A	PIM	Shots					+/-	Time on Ice						
							1	2	3	OT	TS		1	2	3	OT	TOT	SHF	AVG
10	D	CHO Young Jae	M	0	0	0	0	1	0	0	1	-2	9:02	6:40	10:58	26:40	19	01:24	
14	F	JUNG Seung Hwan	M	0	0	0	0	0	1	0	1	-3	7:25	8:05	7:50	23:20	18	01:17	
20	D	JANG Dong Shin	M	0	0	6	1	0	2	0	3	-1	7:55	8:12	10:01	26:08	18	01:27	
28	F	LEE Jong Kyung +A	M	0	0	0	0	0	0	0	0	-2	9:08	9:08	7:27	25:43	18	01:25	
55	F	JANG Jong Ho +A	M	0	0	0	0	0	0	0	0	-1	7:40	5:36	5:22	18:38	12	01:33	
12	F	KIM Young Sung	M	0	0	0	0	0	0	0	0	-3	4:30	4:00	4:32	13:02	14	00:55	
23	F	LEE Yong Min	M	0	0	4	0	0	1	0	1		3:32	2:41	3:35	9:48	11	00:53	
27	F	CHO Byeong Seok	M	0	0	2	1	0	0	0	1	-3	3:35	5:13	7:42	16:30	17	00:58	
68	D	HAN Min Su +C	M	0	0	2	0	1	1	0	2	-3	6:38	8:44	5:25	20:47	23	00:54	
90	D	PARK Woo Chul	M	0	0	0	0	0	0	0	0	-3	5:59	5:48	2:58	14:45	13	01:08	
11	F	CHOI Bae Suk	M	0	0	0	0	0	0	0	0		2:15	2:05	0:57	5:17	8	00:39	
26	F	KIM Dae Jung	M	0	0	0	0	0	0	0	0		2:44	2:06	0:51	5:41	7	00:48	
88	F	PARK Sang Hyeon	M	0	0	2	0	1	0	0	1	-1	3:27	1:53	1:19	6:39	9	00:44	
31	GK	YU Man Gyun	M	0	0	0	0	0	0	0	0								
74	GK	CHUNG Young Hoon	M	0	0	0	0	0	0	0	0								
<b>Total:</b>				<b>0</b>	<b>0</b>	<b>16</b>	<b>2</b>	<b>3</b>	<b>5</b>	<b>10</b>									
Head Coach:CHUN Jung Kook																			

### Game Statistics

Team: CAN (WHITE)																			
No	Pos	Name	Gn	G	A	PIM	Shots					+/-	Time on Ice						
							1	2	3	OT	TS		1	2	3	OT	TOT	SHF	AVG
11	D	DIXON Adam +A	M	1	1	0	1	0	1	0	2	+3	9:02	10:54	8:25	28:21	22	01:17	
12	F	WESTLAKE Greg +C	M	0	0	4	1	1	0	0	2	+2	7:46	6:02	3:57	17:45	16	01:06	
14	D	ARSENAULT Stephen	M	0	0	2	1	1	0	0	2	+1	6:11	6:28	3:17	15:56	22	00:43	
18	F	BRIDGES Billy	M	0	2	0	1	1	1	0	3	+2		7:29	5:11	3:05	22	00:08	
27	F	BOWDEN Bradley +A	M	2	0	0	0	2	4	0	6	+3	7:38	7:29	6:01	21:08	22	00:57	
4	D	WHITSON Derek	M	0	0	0	1	0	0	0	1	+2		3:49	9:24	4:22	24	00:10	
8	F	MCGREGOR Tyler	M	0	0	0	0	0	0	0	0	+1	1:41	3:24	4:38	9:43	14	00:41	
9	F	GALE Anthony	M	1	0	0	0	0	1	0	1	+1	2:22	4:13	5:33	12:08	18	00:40	
26	F	LAROCQUE Dominic	M	0	1	0	1	0	1	0	2	+2	5:18	2:35	3:45	11:38	16	00:43	
29	D	MURRAY Graeme	M	0	2	0	0	0	0	0	0	+3	5:16	3:58	7:16	16:30	26	00:38	
5	F	REMPEL Kevin	M	0	0	0	0	0	1	0	1	+3	19:41	6:33	1:50	28:04	19	01:28	
7	F	DORION Marc	M	1	0	2	2	0	1	0	3	+2	21:03	3:02	4:08	28:13	18	01:34	
20	F	LUDWIG Karl	M	0	0	2	0	0	0	0	0		2:16	2:30	3:55	8:41	17	00:30	
30	GK	WATSON Corbin	M	0	0	0	0	0	0	0	0								
22	GK	ST-AMAND Benoit	M	0	0	0	0	0	0	0	0								
<b>Total:</b>				<b>5</b>	<b>6</b>	<b>10</b>	<b>8</b>	<b>5</b>	<b>10</b>	<b>23</b>									
Head Coach:MONDIN Michael																			

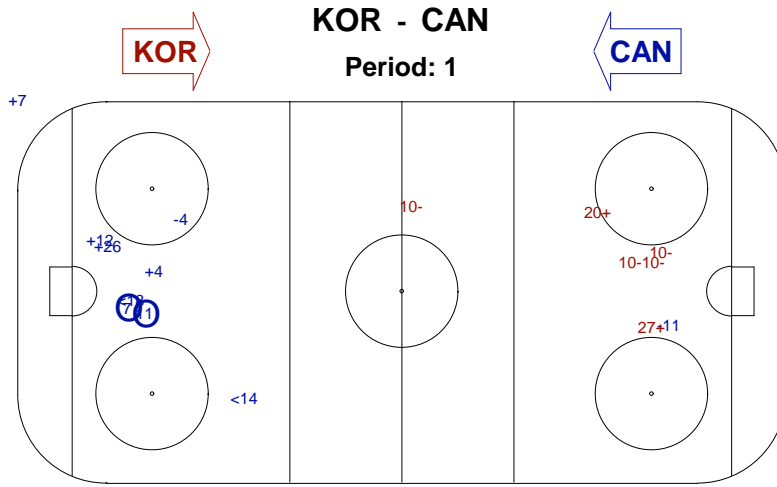
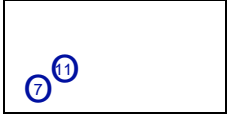
### Group B

R	Team	GP	W	OTW	OTL	LPTS	GDF	GF:GA		KOR	CAN	ITA	RUS
1	CAN	3	3	0	0	0	9	11	14:3	KOR	0:5	1:2	1:2
2	RUS	3	2	0	0	1	6	1	6:5	CAN	5:0	5:0	4:3
3	ITA	3	1	0	0	2	3	-5	2:7	ITA	2:1	0:5	0:1
4	KOR	3	0	0	0	3	0	-7	2:9	RUS	2:1	3:4	1:0

Legend:							
<b>(G)</b>	Goals in tournament	<b>+/-</b>	Plus/minus net	<b>+A</b>	Assistant captain	<b>+C</b>	Captain
<b>A</b>	Assists	<b>AVG</b>	Average time on ice/shift	<b>D</b>	Defence	<b>EQ</b>	Equal strength
<b>ET/Res</b>	Penalty end time/Result of game	<b>GDF</b>	Goal difference	<b>F</b>	Forward	<b>G</b>	Goals
<b>GA</b>	Goals against	<b>L</b>	Losses	<b>GF</b>	Goals for	<b>GK</b>	Goalkeeper
<b>GP</b>	Games played	<b>OTL</b>	Overtime loss	<b>MIP</b>	Minutes in play(GK)	<b>No</b>	Jersey number
<b>OT</b>	Overtime	<b>PP1</b>	Power play -1 player	<b>OTW</b>	Overtime win	<b>PIM</b>	Penalties in minutes
<b>Pos</b>	Position	<b>SHF</b>	Number of shifts	<b>PPG</b>	Power play goals	<b>PTS</b>	Points
<b>R</b>	Rank	<b>TOT</b>	Total	<b>SHG</b>	Shorthanded goals	<b>SOG</b>	Shots on goal
<b>SVS</b>	Saves			<b>TPP</b>	Time on power play	<b>TS</b>	Total shots
<b>W</b>	Wins						

### SHOT CHART

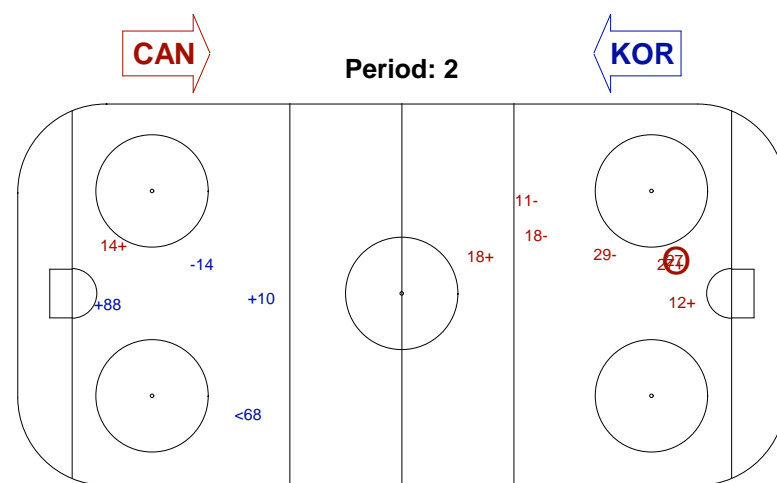

Shots by **CAN**  
Goals (o): 2 SSG (+): 4  
SSP (-): 2 SPG (-): 2



Shots by **KOR**  
Goals (o): 0 SSG (+): 2  
SSP (-): 0 SPG (-): 4



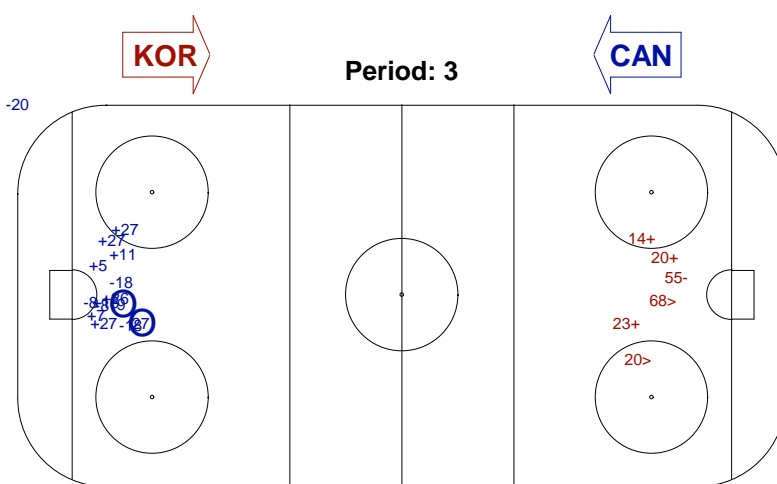
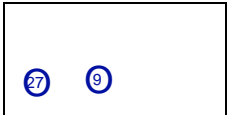
Shots by **KOR**  
Goals (o): 0 SSG (+): 2  
SSP (-): 1 SPG (-): 1




Shots by **CAN**  
Goals (o): 1 SSG (+): 4  
SSP (-): 0 SPG (-): 3



Shots by **CAN**  
Goals (o): 2 SSG (+): 8  
SSP (-): 0 SPG (-): 5



Shots by **KOR**  
Goals (o): 0 SSG (+): 3  
SSP (-): 2 SPG (-): 1



**Legend:**  
ENG Empty net goal    GK Goalkeeper    SPG Shots past goal    SSG Shots saved by goalkeeper    SSP Shots saved by player

FACE OFF CHART

KOR - CAN

PERIOD 1

KOR	CAN	KOR	CAN	KOR	CAN
Def. zone	Att. zone	Neutral zone		Att. zone	Def. zone
+28	-18	-88	+7	-27	+18
+88	-7	+28	-18	+55	-12
-7	-7	+28	-18	-27	+12
+28	-			-27	+18
-	+9			+27	-9
+88	-7			-27	+7
				+88	-18
				-88	+18
Total wins / period	4 / 67%	2 / 67%	1 / 33%	3 / 38%	5 / 63%

Total wins  
all zones

KOR	CAN
9 / 53%	8 / 47%

PERIOD 2

KOR	CAN	KOR	CAN	KOR	CAN
Def. zone	Att. zone	Neutral zone		Att. zone	Def. zone
-5	-5	-55	+7	+27	-
-18	-18	-28	+18	+27	-
-27	-27			-27	+18
+28	-9			-55	+18
-88	-88			-28	+18
-	+18				
-9	-9				
+88	-				
-27	+5				
+27	-18				
+28	-18				
+27	-9				
-7	-7				
+27	-				
Total wins / period	6 / 43%	0 / 0%	2 / 100%	2 / 40%	3 / 60%

Total wins  
all zones

KOR	CAN
8 / 38%	13 / 62%

PERIOD 3

KOR	CAN	KOR	CAN	KOR	CAN
Def. zone	Att. zone	Neutral zone		Att. zone	Def. zone
+28	-18	+28	-18	+27	-9
-	+18	+27	-18	-55	+12
-28	+7			-27	+18
-27	+18			-88	+18
-27	+18				
+27	-5				
-27	+5				
+27	-18				
Total wins / period	3 / 38%	2 / 100%	0 / 0%	1 / 25%	3 / 75%

Total wins  
all zones

KOR	CAN
6 / 43%	8 / 57%

### FACE OFF CHART

#### TOTAL

	KOR		CAN		KOR		CAN		Total wins all zones	
	Def. zone	Att. zone	Neutral zone	Att. zone	Def. zone	Att. zone	Def. zone	KOR	CAN	
Total wins / game	13 / 46%	15 / 54%	4 / 57%	3 / 43%	6 / 35%	11 / 65%	23 / 44%	29 / 56%		

#### HEAD TO HEAD

No.	CAN										Tot	wins KOR	Dz	Nz	Az	
	5	7	9	12	18											
KOR	27	1-2	0-1	3-0	0-1	3-6						21	10 48%	5 50%	1 100%	4 40%
	28		0-1	1-0		6-2						11	8 73%	5 83%	3 75%	0 0%
	55		0-1		1-1	0-1						4	1 25%		0 0%	1 33%
	88		2-1			1-2						8	4 50%	3 75%	0 0%	1 33%
<b>Tot</b>	4	8	6	3	24						52	23 44%	13 46%	4 57%	6 35%	
<b>wins CAN</b>	2 50%	4 50%	1 17%	2 67%	13 54%						29 56%					
<b>Dz</b>		1 100%	0 0%	2 67%	8 89%						11 65%					
<b>Nz</b>		2 100%			1 20%						3 43%					
<b>Az</b>	2 50%	1 20%	1 25%		4 40%						15 54%					

<b>Legend:</b>	<b>Az</b> Attacking zone	<b>Dz</b> Defending zone	<b>Nz</b> Neutral zone	<b>Tot</b> Total face-offs played
----------------	--------------------------	--------------------------	------------------------	-----------------------------------



SPART COMPLEX AND PARK

ICE SLEDGE HOCKEY



TUE  
16 APR 2013  
14:15

MIXED

GROUP B - GAME X10

---

## BEST PLAYER OF THE GAME

**GAME#** (10) KOR - CAN

**HOME TEAM** KOR **NAME/#** [28] LEE Jong Kyung

**VISITING TEAM** CAN **NAME/#** [11] DIXON Adam

## GAME ROSTER

### NOR - SWE

#### Referee(s)

SAMOYLOV Igor (RUS)

#### Linesmen

KIM Tae-Ho (KOR), WESLEY Leon (CZE)

#### Goalkeepers

Team: NOR

No	Name	GP	MIP	GA	SVS	SOG	SVS%	GAA
2	BUEN Kristian	3	112:06	5	40	45	88.89	1.67
18	HAMAR Kjell Christian	3	20:55	5	5	10	50.00	1.67

Team: SWE

No	Name	GP	MIP	GA	SVS	SOG	SVS%	GAA
5	NILSSON Ulf	3	117:34	8	27	35	77.14	2.67
14	JONSSON Kenth	3	15:00	2	6	8	75.00	0.67

#### Team Roster

Team: NOR (RED)

No	Pos	Name	Gn	GP	G	A	PTS	PIM	+/-
2	GK	BUEN Kristian	M	3	0	0	0	0	-2
3	D	PEDERSEN Rolf Einar	M	3	1	0	1	0	-2
6	F	KIRSTISTUEN Emil	M	2	0	1	1	0	
7	D	HAGEN Eskil	M	3	1	1	2	0	-5
8	D	SVEE Stig Tore +C	M	3	0	0	0	0	-5
9	D	VAERNES Morten +A	M	3	0	0	0	0	-5
12	F	BOGLE Magnus	M	3	0	0	0	0	
13	F	ROYNE Kjell Vidal	M	3	0	0	0	0	-8
15	F	SORHEIM Emil	M	3	0	1	1	0	-1
16	D	NORDSTOGA Knut Andre	M	3	0	0	0	0	-3
18	GK	HAMAR Kjell Christian	M	3	0	0	0	0	-5
20	F	HAMRE Martin F.	M	3	0	0	0	2	+1
21	D	AUSTEVOLL Ole Bjarte	M	3	0	0	0	2	-3
22	F	BAKKE Audun	M	3	1	0	1	0	
23	F	KLAKEGG Jan Roger +A	M	3	0	1	1	2	-4

Team: SWE (YELLOW)

No	Pos	Name	Gn	GP	G	A	PTS	PIM	+/-
3	D	INGVARSSON Niklas	M	3	0	0	0	4	-7
4	F	ANDERSON Aron	M	3	0	1	1	0	-8
5	GK	NILSSON Ulf	M	3	0	0	0	0	-7
8	F	KASPERI Per +A	M	3	0	0	0	6	-6
11	D	LUNDGREN Rasmus +C	M	3	1	0	1	0	-5
14	GK	JONSSON Kenth	M	3	0	0	0	0	-2
18	F	OJALA Peter	M	3	0	0	0	0	-3
19	F	WISTRAND Anders	M	3	0	0	0	0	-2
20	F	RAKOS Niklas +A	M	3	0	0	0	0	-5
21	D	HOLM Marcus	M	3	0	0	0	2	-6

Head Coach: HAGLUND Morten

Head Coach: LUNDGREN Jorgen

Legend:							
+/-	Plus/minus net	+A	Assistant captain	+C	Captain	A	Assists
D	Defence	F	Forward	G	Goals	GA	Goals against
GAA	Goals against as average per 60 minutes			GK	Goalkeeper	GP	Games played
MIP	Minutes and seconds played			No	Jersey number	PIM	Penalties in minutes
Pos	Position	PTS	Points	SOG	Shots on goal	SVS	Saves
SVS%	Saves in percentage						

## RESULTS SUMMARY

NOR - SWE 2-1 (2-0) (0-0) (0-1)

<b>Spectators</b>	<b>Referee(s)</b>	<b>Linesmen</b>
	SAMOYLOV Igor (RUS)	KIM Tae-Ho (KOR), WESLEY Leon (CZE)

### Team Statistic

Period	Score	SVS	SOG	PIM	TPP	PPG	SHG
1	2 : 0	4 : 2	4 : 4	2 : 0	00:00 : 02:04	0 : 0	0 : 0
2	0 : 0	2 : 2	2 : 2	0 : 2	02:00 : 00:00	0 : 0	0 : 0
3	0 : 1	5 : 6	6 : 6	2 : 2	02:06 :	0 : 0	0 : 0
<b>Total:</b>	<b>2 : 1</b>	<b>11 : 10</b>	<b>12 : 12</b>	<b>4 : 4</b>	<b>04:06 :</b>	<b>0 : 0</b>	<b>0 : 0</b>

### 1st Period

Action	Time	ET/Res Team	Type	No	Name	(G) Assist By / Action Description
GK	00:00	NOR		2	BUEN K	
GK	00:00	SWE		5	NILSSON U	
<b>Goal</b>	<b>06:12 1:0</b>	<b>NOR</b>	<b>EQ</b>	<b>7</b>	<b>HAGEN E</b>	(1) 23 KLAKEGG JR On ice NOR 2 3 7 20 21 22 6 KIRSTISTUEN E SWE 5 3 8 19 20 21
GK	06:14	NOR		2	BUEN K	
Penalty	06:26	-	NOR	2 min.	23 KLAKEGG JR	Holding / start serving at 09:19
<b>Goal</b>	<b>13:52 2:0</b>	<b>NOR</b>	<b>EQ</b>	<b>3</b>	<b>PEDERSEN RE</b>	(1) 15 SORHEIM E On ice NOR 2 3 7 13 15 22 SWE 5 4 8 11 19 21

### 2nd Period

Action	Time	ET/Res Team	Type	No	Name	(G) Assist By / Action Description
GK	15:00	SWE		5	NILSSON U	
GK	15:05	NOR		2	BUEN K	
Penalty	15:27	-	SWE	2 min.	8 KASPERI P	Roughing / start serving at 15:47

### 3rd Period

Action	Time	ET/Res Team	Type	No	Name	(G) Assist By / Action Description
GK	30:19	NOR		2	BUEN K	
GK	30:23	SWE		5	NILSSON U	
Penalty	35:02	-	NOR	2 min.	20 HAMRE MF	Teeing / start serving at 38:05
<b>Goal</b>	<b>38:53 2:1</b>	<b>SWE</b>	<b>EQ</b>	<b>11</b>	<b>LUNDGREN R</b>	(1) 4 ANDERSON A On ice NOR 2 3 7 8 13 15 SWE 5 3 4 11 20 21
Time-out	38:53	NOR				
Penalty	40:31	-	SWE	2 min.	8 KASPERI P	Roughing / start serving at 43:03
Time-out	43:03	SWE				

### Goalkeeper Records

Team: NOR - NORWAY				
No	Name	SOG	SVS	MIP
2	BUEN Kristian	12	11	44:36
18	HAMAR Kjell Christia			

Team: SWE - SWEDEN				
No	Name	SOG	SVS	MIP
5	NILSSON Ulf	11	9	43:28
14	JONSSON Kenth			

### Game Statistics

Team: NOR (RED)																		
No	Pos	Name	Gn	G	A	PIM	Shots					Time on Ice						
							1	2	3	OT	TS	+/-	1	2	3	OT	TOT	SHF
3	D	PEDERSEN Rolf Einar	M	1	0	0	1	0	3	0	4	+1	9:46	8:15	7:44	25:45	24	01:04
7	D	HAGEN Eskil	M	1	0	0	1	0	0	0	1	+1	3:06	7:15	5:42	16:03	21	00:45
9	D	VAERNES Morten +A	M	0	0	0	0	0	1	0	1		7:52	4:40	8:47	21:19	21	01:00
16	D	NORDSTOGA Knut Andre	M	0	0	0	0	0	0	0	0		5:27	5:46	6:47	18:00	26	00:41
22	F	BAKKE Audun	M	0	0	0	0	1	0	0	1	+2	9:20	5:28	7:44	22:32	21	01:04
12	F	BOGLE Magnus	M	0	0	0	0	0	1	0	1		2:27	3:19	2:56	8:42	12	00:43
13	F	ROYNE Kjell Vidal	M	0	0	0	0	0	0	0	0		2:21	6:58	5:40	14:59	17	00:52
15	F	SORHEIM Emil	M	0	1	0	0	0	0	0	0		2:40	4:29	2:07	9:16	15	00:37
21	D	AUSTEVOLL Ole Bjarte	M	0	0	0	1	0	1	0	2	+1	5:11	6:53	7:25	19:29	28	00:41
6	F	KIRSTISTUEN Emil	M	0	1	0	0	0	0	0	0		3:43	4:43	2:23	10:49	12	00:54



## RESULTS SUMMARY

### Game Statistics

Team: NOR (RED)																			
No	Pos	Name	Gn	G	A	PIM	Shots					+/-	Time on Ice						
							1	2	3	OT	TS		1	2	3	OT	TOT	SHF	AVG
8	D	SVEE Stig Tore +C	M	0	0	0	0	0	0	0	0	-1	9:01	5:49	4:53		19:43	25	00:47
20	F	HAMRE Martin F.	M	0	0	2	1	0	0	0	1	+1	4:14	2:59	1:55		9:08	10	00:54
23	F	KLAKEGG Jan Roger +A	M	0	1	2	0	1	0	0	1		6:06	3:53	5:20		15:19	17	00:54
2	GK	BUEN Kristian	M	0	0	0	0	0	0	0	0								
18	GK	HAMAR Kjell Christian	M	0	0	0	0	0	0	0	0								
<b>Total:</b>				<b>2</b>	<b>3</b>	<b>4</b>	<b>4</b>	<b>2</b>	<b>6</b>	<b>12</b>									
Head Coach:HAGLUND Morten																			

### Game Statistics

Team: SWE (YELLOW)																				
No	Pos	Name	Gn	G	A	PIM	Shots					+/-	Time on Ice							
							1	2	3	OT	TS		1	2	3	OT	TOT	SHF	AVG	
3	D	INGVARSSON Niklas	M	0	0	0	0	0	2	0	2		12:55	14:38	13:21		40:54	15	02:43	
4	F	ANDERSON Aron	M	0	1	0	3	0	1	0	4		13:07	13:02	14:28		40:37	14	02:54	
11	D	LUNDGREN Rasmus +C	M	1	0	0	1	1	1	0	3		13:25	8:24	7:55		29:44	15	01:58	
20	F	RAKOS Niklas +A	M	0	0	0	0	1	1	0	2		10:33	7:03	10:23		27:59	23	01:13	
21	D	HOLM Marcus	M	0	0	0	0	0	0	0	0	-1	12:58	10:49	5:26		29:13	16	01:49	
8	F	KASPERI Per +A	M	0	0	4	0	0	1	0	1	-2	7:10	7:29	10:56		25:35	16	01:35	
18	F	OJALA Peter	M	0	0	0	0	0	0	0	0		1:03	6:51	1:14		9:08	8	01:08	
19	F	WISTRAND Anders	M	0	0	0	0	0	0	0	0	-2	2:16	1:36	1:09		5:01	4	01:15	
14	GK	JONSSON Kenth	M	0	0	0	0	0	0	0	0									
5	GK	NILSSON Ulf	M	0	0	0	0	0	0	0	0									
<b>Total:</b>				<b>1</b>	<b>1</b>	<b>4</b>	<b>4</b>	<b>2</b>	<b>6</b>	<b>12</b>										
Head Coach:LUNDGREN Jorgen																				

### Group A

R	Team	GP	W	OTW	OTL	LPTS	GDF	GF:GA		USA	SWE	CZE	NOR
1	USA	2	2	0	0	0	6	14	14:0	USA	7:0	0:0	7:0
2	CZE	2	2	0	0	0	6	3	4:1	SWE	0:7	0:1	1:2
3	NOR	3	1	0	0	2	3	-8	3:11	CZE	0:0	1:0	3:1
4	SWE	3	0	0	0	3	0	-9	1:10	NOR	0:7	2:1	1:3

Legend:							
<b>(G)</b>	Goals in tournament	<b>+/-</b>	Plus/minus net	<b>+A</b>	Assistant captain	<b>+C</b>	Captain
<b>A</b>	Assists	<b>AVG</b>	Average time on ice/shift	<b>D</b>	Defence	<b>EQ</b>	Equal strength
<b>ET/Res</b>	Penalty end time/Result of game	<b>G</b>	Goals	<b>F</b>	Forward	<b>G</b>	Goals
<b>GA</b>	Goals against	<b>GDF</b>	Goal difference	<b>GF</b>	Goals for	<b>GK</b>	Goalkeeper
<b>GP</b>	Games played	<b>L</b>	Losses	<b>MIP</b>	Minutes in play(GK)	<b>No</b>	Jersey number
<b>OT</b>	Overtime	<b>OTL</b>	Overtime loss	<b>OTW</b>	Overtime win	<b>PIM</b>	Penalties in minutes
<b>Pos</b>	Position	<b>PP1</b>	Power play -1 player	<b>PPG</b>	Power play goals	<b>PTS</b>	Points
<b>R</b>	Rank	<b>SHF</b>	Number of shifts	<b>SHG</b>	Shorthanded goals	<b>SOG</b>	Shots on goal
<b>SVS</b>	Saves	<b>TOT</b>	Total	<b>TPP</b>	Time on power play	<b>TS</b>	Total shots
<b>W</b>	Wins						

### SHOT CHART

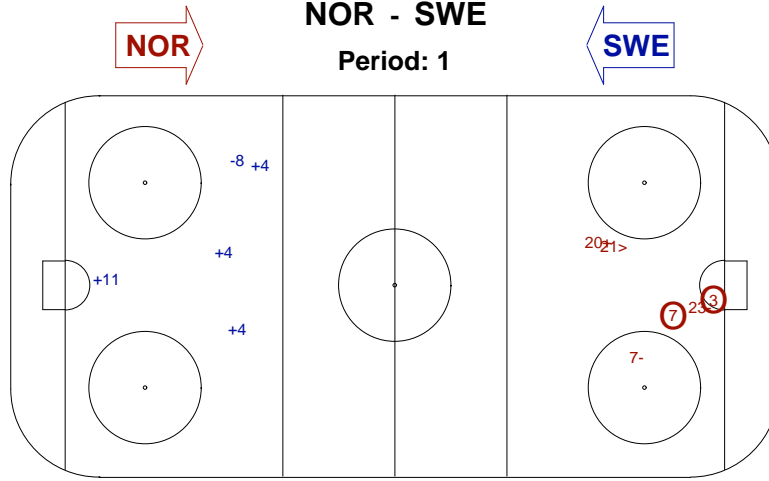
Shots by **SWE**  
Goals (o): 0 SSG (+): 4  
SSP (-): 0 SPG (-): 1



GK 2 of NOR

**NOR - SWE**

Period: 1



Shots by **NOR**  
Goals (o): 2 SSG (+): 1  
SSP (-): 1 SPG (-): 2



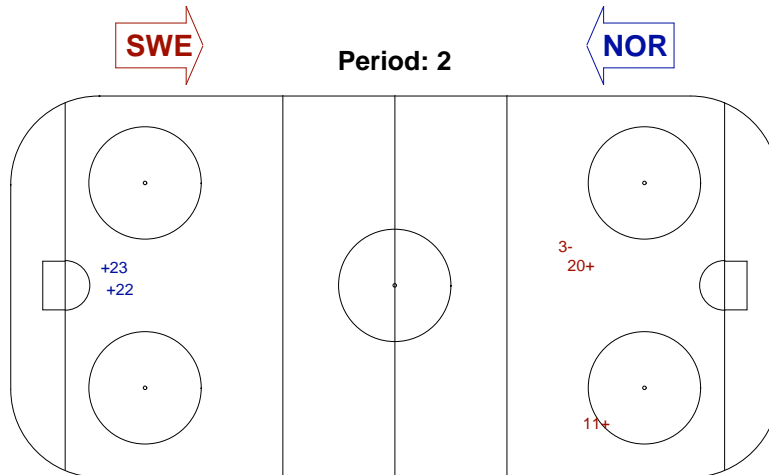
GK 5 of SWE

Shots by **NOR**  
Goals (o): 0 SSG (+): 2  
SSP (-): 0 SPG (-): 0




GK 5 of SWE

Period: 2



Shots by **SWE**  
Goals (o): 0 SSG (+): 2  
SSP (-): 0 SPG (-): 1



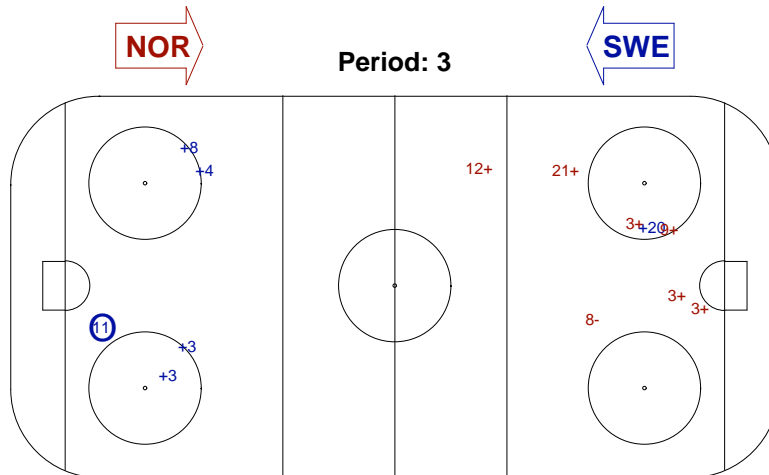
GK 2 of NOR

Shots by **SWE**  
Goals (o): 1 SSG (+): 5  
SSP (-): 0 SPG (-): 0




GK 2 of NOR

Period: 3



Shots by **NOR**  
Goals (o): 0 SSG (+): 6  
SSP (-): 0 SPG (-): 1



GK 5 of SWE

**Legend:**  
ENG Empty net goal    GK Goalkeeper    SPG Shots past goal    SSG Shots saved by goalkeeper    SSP Shots saved by player

FACE OFF CHART

NOR - SWE

PERIOD 1

	NOR		SWE		NOR		SWE		NOR		SWE	
	Def. zone	Att. zone	Neutral zone	Neutral zone	Att. zone	Def. zone	Att. zone	Def. zone	Att. zone	Def. zone	Att. zone	
	+22	-3	+22	-21	-12	+3						
	-7	+18	+7	-	-22	+3						
	-21	-21	-7	+18	-12	+3						
	+22	-8	-	+18								
	+12	-21	-	+8								
	-7	-7										
	+22	-21										
	-22	+21										
	-7	-7										
Total wins / period	4 / 44%	5 / 56%	2 / 40%	3 / 60%	0 / 0%	3 / 100%	Total wins all zones					
							<b>NOR</b>	<b>SWE</b>				
							6 / 35%	11 / 65%				

PERIOD 2

	NOR		SWE		NOR		SWE		NOR		SWE	
	Def. zone	Att. zone	Neutral zone	Neutral zone	Att. zone	Def. zone	Att. zone	Def. zone	Att. zone	Def. zone	Att. zone	
	+22	-3	-7	+8	-22	+21						
	+7	-18	-7	+8	-22	+8						
	-6	+21	+22	-21	+7	-4						
	+7	-21	-22	+21	-12	+4						
			+7	-11	-12	+8						
			-12	+18								
			+7	-11								
			+7	-21								
			-7	+21								
Total wins / period	3 / 75%	1 / 25%	4 / 44%	5 / 56%	1 / 20%	4 / 80%	Total wins all zones					
							<b>NOR</b>	<b>SWE</b>				
							8 / 44%	10 / 56%				

PERIOD 3

	NOR		SWE		NOR		SWE		NOR		SWE	
	Def. zone	Att. zone	Neutral zone	Neutral zone	Att. zone	Def. zone	Att. zone	Def. zone	Att. zone	Def. zone	Att. zone	
	-7	-7	-	+4	-7	+4						
	-22	+11	-	+8	+22	-11						
	-7	+11	-	+8	+12	-3						
	-9	-9	+12	-18								
	-	+4										
	+22	-4										
	+22	-4										
	+12	-										
	-	+4										
	+7	-4										
	-22	+3										
Total wins / period	4 / 36%	7 / 64%	1 / 25%	3 / 75%	2 / 67%	1 / 33%	Total wins all zones					
							<b>NOR</b>	<b>SWE</b>				
							7 / 39%	11 / 61%				

### FACE OFF CHART

#### TOTAL

	<b>NOR</b> Def. zone	<b>SWE</b> Att. zone	<b>NOR</b> Neutral zone	<b>SWE</b> Neutral zone	<b>NOR</b> Att. zone	<b>SWE</b> Def. zone	Total wins all zones	
Total wins / game	11 / 46%	13 / 54%	7 / 39%	11 / 61%	3 / 27%	8 / 73%	<b>NOR</b> 21 / 40%	<b>SWE</b> 32 / 60%

#### HEAD TO HEAD

		SWE													
No.	3	4	8	11	18	21					Tot	wins NOR	Dz	Nz	Az
NOR	6					0-1					1	0 0%	0 0%		
	7		2-1	0-2	2-1	1-2	2-1				18	8 44%	3 38%	4 50%	1 50%
	9										1	0 0%	0 0%		
	12	1-2	0-1	0-1		1-1	1-0				9	4 44%	2 100%	1 50%	1 20%
	22	2-2	2-0	1-1	1-1		3-3				16	9 56%	6 67%	2 67%	1 25%
	<b>Tot</b>	7	9	8	5	6	12				53	21 40%	11 46%	7 39%	3 27%
<b>wins SWE</b>	4 57%	5 56%	7 88%	2 40%	4 67%	5 42%				32 60%					
<b>Dz</b>	3 75%	2 67%	2 100%	0 0%		1 100%				8 73%					
<b>Nz</b>		1 100%	5 100%	0 0%	3 75%	2 40%				11 61%					
<b>Az</b>	1 33%	2 40%	0 0%	2 100%	1 50%	2 33%				13 54%					

<b>Legend:</b>	<b>Az</b> Attacking zone	<b>Dz</b> Defending zone	<b>Nz</b> Neutral zone	<b>Tot</b> Total face-offs played
----------------	--------------------------	--------------------------	------------------------	-----------------------------------



SPART COMPLEX AND PARK

ICE SLEDGE HOCKEY



TUE  
16 APR 2013  
17:00

MIXED

GROUP A - GAME X11

---

## BEST PLAYER OF THE GAME

**GAME#** (11) NOR - SWE

**HOME TEAM** NOR **NAME/#** [7] HAGEN Eskil

**VISITING TEAM** SWE **NAME/#** [11] LUNDGREN Rasmus

TUE  
16 APR 2013  
20:00

MIXED

GROUP A - GAME X12

## GAME ROSTER

### USA - CZE

#### Referee(s)

WEBINGER Kevin (CAN)

#### Linesmen

PYO Jang Won (KOR), RICHARDSON Steven (NOR)

#### Goalkeepers

Team: USA

No	Name	GP	MIP	GA	SVS	SOGS	SVS%	GAA
34	CASH Steve	4	132:25	1	19	20	95.00	0.25
1	LEE Jen	4	46:50		9	9	100.00	0.00

Team: CZE

No	Name	GP	MIP	GA	SVS	SOGS	SVS%	GAA
6	VAPENKA Michal	4	195:00	11	54	65	83.08	2.75
64	HULIN Libor	4	15:00	1	4	5	80.00	0.25

#### Team Roster

Team: USA (WHITE)

No	Pos	Name	Gn	GP	G	A	PTS	PIM	+/-
1	GK	LEE Jen	M	4	0	0	0	0	+4
6	F	FARMER Declan	M	4	4	4	8	0	+11
7	F	LIPSETT Andrew 'Taylor' +M	M	4	0	1	1	4	+5
8	F	SHAW Greg	M	4	0	2	2	4	+11
11	D	CARRON Tyler	M	4	0	1	1	0	+9
13	F	SWEENEY Joshua +A	M	4	1	2	3	0	+5
14	F	MCCOY Daniel	M	3	0	1	1	0	+1
15	D	LANDEROS Nikko	M	4	1	2	3	0	+8
18	F	MCKEE Kevin	M	4	2	2	4	0	+4
19	D	CHACE Taylor +C	M	4	5	1	6	2	+13
20	F	PAGE Adam	M	4	0	1	1	0	+4
21	F	SALAMONE Alexi	M	4	1	1	2	2	+1
23	D	ROMAN Rico	M	4	0	1	1	0	+4
28	F	SCHAUS Paul	M	4	1	1	2	2	+3
34	GK	CASH Steve	M	4	0	0	0	0	+13

Team: CZE (RED)

No	Pos	Name	Gn	GP	G	A	PTS	PIM	+/-
6	GK	VAPENKA Michal	M	4	0	0	0	0	-7
10	D	BERGER Jiri	M	4	1	0	1	2	-4
21	D	KVOCH Tomas	M	4	0	0	0	0	-4
24	F	SAFRANEK Zdenek +C	M	4	0	0	0	0	-2
26	D	KLIMA Zdenek	M	4	0	0	0	0	-2
29	D	KUBES Pavel +A	M	4	0	0	0	0	-4
30	F	FOJTIK Erik	M	4	0	0	0	6	-3
64	GK	HULIN Libor	M	4	0	0	0	0	-1
65	D	HRBEK Miroslav	M	4	0	1	1	2	-4
74	F	GEIER Michal	M	4	0	0	0	2	-3
75	F	RAUL Jiri	M	4	2	0	2	4	-2
77	F	PALAT David	M	4	1	0	1	2	-2
82	F	HABL Zdenek +A	M	4	0	0	0	2	-5
96	F	KRUPICKA Zdenek	M	4	0	0	0	2	-2

Head Coach: SAUER Jeffrey

Head Coach: BRIZA Jiri

Legend:							
+/-	Plus/minus net	+A	Assistant captain	+C	Captain	A	Assists
D	Defence	F	Forward	G	Goals	GA	Goals against
GAA	Goals against as average per 60 minutes			GK	Goalkeeper	GP	Games played
MIP	Minutes and seconds played			No	Jersey number	PIM	Penalties in minutes
Pos	Position	PTS	Points	SOG	Shots on goal	SVS	Saves
SVS%	Saves in percentage						

## RESULTS SUMMARY

USA - CZE 3-0 (1-0) (2-0) (0-0)

Spectators	Referee(s)	Linesmen
	WEBINGER Kevin (CAN)	PYO Jang Won (KOR), RICHARDSON Steven (NOR)

### Team Statistic

Period	Score	SVS	SOG	PIM	TPP	PPG	SHG
1	1 : 0	2 : 7	8 : 2	2 : 0	00:00 : 02:03	0 : 0	0 : 0
2	2 : 0	3 : 8	10 : 3	2 : 4	02:07 : 00:00	0 : 0	0 : 0
3	0 : 0	7 : 0	0 : 7	4 : 6	02:59 : 00:00	0 : 0	0 : 0
<b>Total:</b>	<b>3 : 0</b>	<b>12 : 15</b>	<b>18 : 12</b>	<b>8 : 10</b>	<b>05:06 : 02:03</b>	<b>0 : 0</b>	<b>0 : 0</b>

### 1st Period

Action	Time	ET/Res Team	Type	No	Name	(G) Assist By / Action Description
GK	00:00	USA		34	CASH S	
GK	00:00	CZE		6	VAPENKA M	
<b>Goal</b>	<b>05:43</b>	<b>1:0 USA</b>	<b>EQ</b>	<b>18</b>	<b>MCKEE K</b>	(2) 21 SALAMONE A On ice USA 34 7 11 18 19 21 CZE 6 10 30 74 75 82
Penalty	08:07	- USA	2 min.	8	SHAW G	Holding / start serving at 10:18

### 2nd Period

Action	Time	ET/Res Team	Type	No	Name	(G) Assist By / Action Description
GK	15:00	CZE		6	VAPENKA M	
GK	15:03	USA		34	CASH S	
<b>Goal</b>	<b>19:22</b>	<b>2:0 USA</b>	<b>EQ</b>	<b>13</b>	<b>SWEENEY J</b>	(1) 20 PAGE A On ice USA 34 11 13 18 20 28 28 SCHAUS P CZE 6 21 24 29 82 96
Penalty	20:21	- CZE	2 min.	82	HABL Z	Interference / start serving at 23:29
Penalty	27:21	- USA	2 min.	28	SCHAUS P	Roughing
Penalty	27:21	- CZE	2 min.	30	FOJTIK E	Roughing / start serving at 27:59
<b>Goal</b>	<b>27:53</b>	<b>3:0 USA</b>	<b>EQ</b>	<b>6</b>	<b>FARMER D</b>	(4) 8 SHAW G On ice USA 34 6 8 15 23 CZE 6 10 65 74 82

### 3rd Period

Action	Time	ET/Res Team	Type	No	Name	(G) Assist By / Action Description
GK	30:00	CZE		6	VAPENKA M	
GK	30:00	USA		34	CASH S	
Penalty	32:35	- CZE	2 min.	30	FOJTIK E	Falling on the puck / start serving at 35:06
Penalty	32:47	- USA	2 min.	7	LIPSETT A'	Roughing / start serving at 38:21
Penalty	32:47	- CZE	2 min.	24	GEIER M	Roughing / start serving at 33:22
Penalty	33:22	- CZE	2 min.	65	HRBEK M	Delaying the Game / start serving at 36:08
GK	37:32	USA		1	LEE J	
Time-out	44:39	CZE				

### Goalkeeper Records

Team: USA - UNITED STATES of AMERICA				
No	Name	SOG	SVS	MIP
34	CASH Steve	7	7	37:29
1	LEE Jen	3	3	7:28

Team: CZE - CZECH REPUBLIC				
No	Name	SOG	SVS	MIP
6	VAPENKA Michal	14	11	45:00
64	HULIN Libor			

### Game Statistics

Team: USA (WHITE)																		
No	Pos	Name	Gn	G	A	PIM	Shots					Time on Ice						
							1	2	3	OT	TS	+/-	1	2	3	OT	TOT	SHF
6	F	FARMER Declan	M	1	0	0	0	2	0	0	2	+1	4:31	7:08	8:07	19:46	13	01:31
8	F	SHAW Greg	M	0	1	2	1	1	0	0	2	+1	4:20	6:40	6:03	17:03	14	01:13
11	D	CARRON Tyler	M	0	0	0	0	0	0	0	0	+2	9:28	2:54	6:43	19:05	17	01:07
19	D	CHACE Taylor +C	M	0	0	0	0	1	0	0	1	+1	7:49	3:45	6:28	18:02	20	00:54
7	F	LIPSETT Andrew 'Taylor' +A	M	0	0	4	1	0	0	0	1	+1	4:50	4:50	2:49	12:29	10	01:14
14	F	MCCOY Daniel	M	0	0	0	0	0	0	0	0		3:43	4:33	5:26	13:42	12	01:08

## RESULTS SUMMARY

### Game Statistics

Team: USA (WHITE)																		
No	Pos	Name	Gn	G	A	PIM	Shots					Time on Ice						
							1	2	3	OT	TS	+/-	1	2	3	OT	TOT	SHF
15	D	LANDEROS Nikko	M	0	0	0	2	0	0	0	2	+1	5:12	8:39	8:06	21:57	18	01:13
18	F	MCKEE Kevin	M	1	0	0	1	0	0	0	1	+2	7:17	7:16	7:00	21:33	19	01:08
13	F	SWEENEY Joshua +A	M	1	0	0	0	2	0	0	2	+1	5:12	2:15	4:05	11:32	20	00:34
20	F	PAGE Adam	M	0	1	0	1	1	0	0	2	+1	3:26	4:14	4:48	12:28	13	00:57
21	F	SALAMONE Alexi	M	0	1	0	1	2	0	0	3	+1	5:09	4:58	4:11	14:18	9	01:35
23	D	ROMAN Rico	M	0	0	0	0	0	0	0	0	+1	5:15	9:31	5:45	20:31	17	01:12
28	F	SCHAUS Paul	M	0	1	2	1	1	0	0	2	+1	4:04	3:05	3:34	10:43	19	00:33
34	GK	CASH Steve	M	0	0	0	0	0	0	0	0							
1	GK	LEE Jen	M	0	0	0	0	0	0	0	0							
<b>Total:</b>				<b>3</b>	<b>4</b>	<b>8</b>	<b>8</b>	<b>10</b>			<b>18</b>							
Head Coach: SAUER Jeffrey																		

### Game Statistics

Team: CZE (RED)																		
No	Pos	Name	Gn	G	A	PIM	Shots					Time on Ice						
							1	2	3	OT	TS	+/-	1	2	3	OT	TOT	SHF
21	D	KVOCH Tomas	M	0	0	0	0	1	0	0	1	-1	5:39	7:11	7:01	19:51	20	00:59
24	F	SAFRANEK Zdenek +C	M	0	0	0	0	0	1	0	1	-1	6:27	9:05	6:03	21:35	24	00:53
29	D	KUBES Pavel +A	M	0	0	0	1	1	0	0	2	-1	5:53	7:31	8:13	21:37	18	01:12
77	F	PALAT David	M	0	0	0	0	0	0	0	0		5:18	4:13	5:21	14:52	16	00:55
82	F	HABL Zdenek +A	M	0	0	2	0	1	1	0	2	-3	7:42	4:33	5:59	18:14	19	00:57
10	D	BERGER Jiri	M	0	0	0	0	0	1	0	1	-2	8:04	7:11	7:39	22:54	21	01:05
30	F	FOJTIK Erik	M	0	0	4	0	0	1	0	1	-1	7:47	7:29	5:46	21:02	22	00:57
65	D	HRBEK Miroslav	M	0	0	2	0	0	1	0	1	-1	6:42	5:50	7:24	19:56	19	01:02
74	F	GEIER Michal	M	0	0	2	1	0	1	0	2	-2	6:07	4:01	5:45	15:53	22	00:43
75	F	RAUL Jiri	M	0	0	0	0	0	1	0	1	-1	6:18	7:13	7:30	21:01	18	01:10
26	D	KLIMA Zdenek	M	0	0	0	0	0	0	0	0		0:17	0:00	0:00	0:17	1	00:17
96	F	KRUPICKA Zdenek	M	0	0	0	0	0	0	0	0	-1	4:25	2:46	0:12	7:23	7	01:03
6	GK	VAPENKA Michal	M	0	0	0	0	0	0	0	0							
64	GK	HULIN Libor	M	0	0	0	0	0	0	0	0							
<b>Total:</b>				<b>0</b>	<b>0</b>	<b>10</b>	<b>2</b>	<b>3</b>	<b>7</b>		<b>12</b>							
Head Coach:																		

### Group A

R	Team	GP	W	OTW	OTL	LPTS	GDF	GF:GA		USA	SWE	CZE	NOR
1	USA	3	3	0	0	0	9	17	17:0	USA	7:0	3:0	7:0
2	CZE	3	2	0	0	1	6	0	4:4	SWE	0:7	0:1	1:2
3	NOR	3	1	0	0	2	3	-8	3:11	CZE	0:3	1:0	3:1
4	SWE	3	0	0	0	3	0	-9	1:10	NOR	0:7	2:1	1:3

Legend:							
<b>(G)</b>	Goals in tournament	<b>+/-</b>	Plus/minus net	<b>+A</b>	Assistant captain	<b>+C</b>	Captain
<b>A</b>	Assists	<b>AVG</b>	Average time on ice/shift	<b>D</b>	Defence	<b>EQ</b>	Equal strength
<b>ET/Res</b>	Penalty end time/Result of game	<b>G</b>	Goals	<b>F</b>	Forward	<b>G</b>	Goals
<b>GA</b>	Goals against	<b>GDF</b>	Goal difference	<b>GF</b>	Goals for	<b>GK</b>	Goalkeeper
<b>GP</b>	Games played	<b>L</b>	Losses	<b>MIP</b>	Minutes in play(GK)	<b>No</b>	Jersey number
<b>OT</b>	Overtime	<b>OTL</b>	Overtime loss	<b>OTW</b>	Overtime win	<b>PIM</b>	Penalties in minutes
<b>Pos</b>	Position	<b>PP1</b>	Power play -1 player	<b>PPG</b>	Power play goals	<b>PTS</b>	Points
<b>R</b>	Rank	<b>SHF</b>	Number of shifts	<b>SHG</b>	Shorthanded goals	<b>SOG</b>	Shots on goal
<b>SVS</b>	Saves	<b>TOT</b>	Total	<b>TPP</b>	Time on power play	<b>TS</b>	Total shots
<b>W</b>	Wins						



SHOT CHART

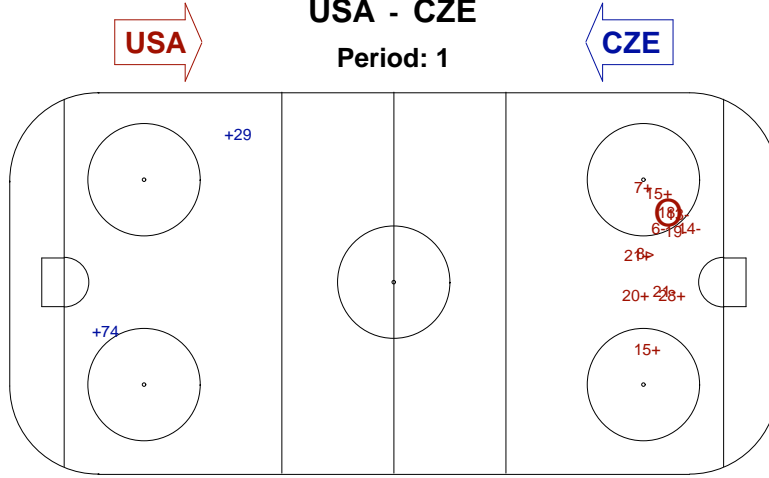
Shots by **CZE**  
Goals (o): 0 SSG (+): 2  
SSP (-): 0 SPG (-): 0



GK 34 of USA

USA - CZE

Period: 1

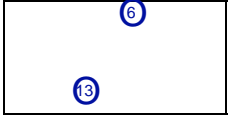


Shots by **USA**  
Goals (o): 1 SSG (+): 6  
SSP (-): 1 SPG (-): 5



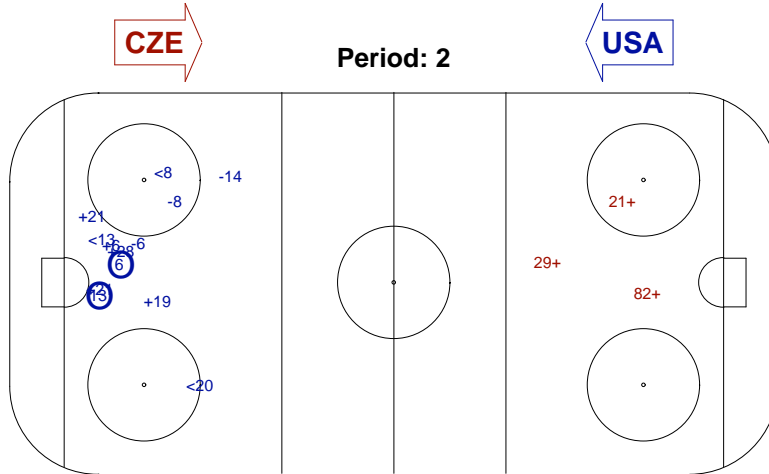
GK 6 of CZE

Shots by **USA**  
Goals (o): 2 SSG (+): 5  
SSP (-): 3 SPG (-): 3



GK 6 of CZE

Period: 2



Shots by **CZE**  
Goals (o): 0 SSG (+): 3  
SSP (-): 0 SPG (-): 0



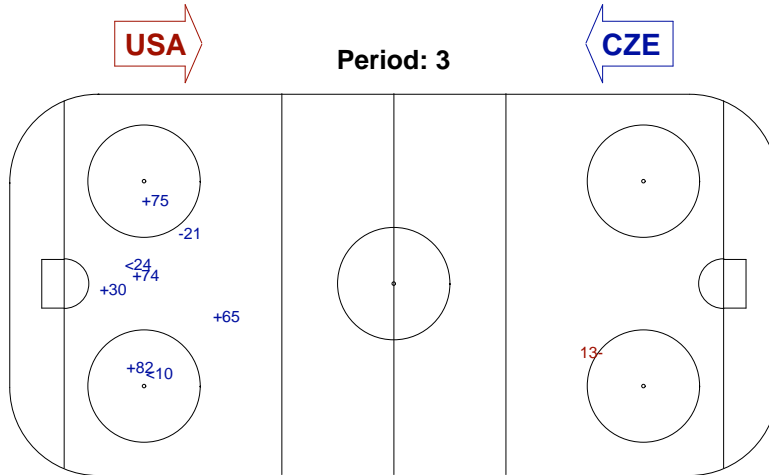
GK 34 of USA

Shots by **CZE**  
Goals (o): 0 SSG (+): 5  
SSP (-): 2 SPG (-): 1



GK 34 of USA

Period: 3



Shots by **USA**  
Goals (o): 0 SSG (+): 0  
SSP (-): 0 SPG (-): 1



GK 6 of CZE

<b>Legend:</b>	<b>ENG</b> Empty net goal	<b>GK</b> Goalkeeper	<b>SPG</b> Shots past goal	<b>SSG</b> Shots saved by goalkeeper	<b>SSP</b> Shots saved by player
----------------	---------------------------	----------------------	----------------------------	--------------------------------------	----------------------------------

FACE OFF CHART

USA - CZE

PERIOD 1

	USA		CZE		USA		CZE		USA		CZE		Total wins all zones			
	Def. zone	Att. zone	Neutral zone	Neutral zone	Att. zone	Def. zone	Att. zone	Def. zone	Att. zone	Def. zone	Att. zone	USA	CZE			
	+13	-30	+18	-82	+13	-30	+13	-30	+8	-82	+13	-30	+8	-82		
Total wins / period	1 / 100%	0 / 0%	2 / 100%	0 / 0%	6 / 100%	0 / 0%	9 / 100%	0 / 0%								

PERIOD 2

	USA		CZE		USA		CZE		USA		CZE		Total wins all zones			
	Def. zone	Att. zone	Neutral zone	Neutral zone	Att. zone	Def. zone	Att. zone	Def. zone	Att. zone	Def. zone	Att. zone	USA	CZE			
	-82	-82	-8	+82	+18	-30	-8	+30	+18	-75	+18	-24	+13	-82		
Total wins / period	2 / 33%	4 / 67%	2 / 50%	2 / 50%	4 / 67%	2 / 33%	8 / 50%	8 / 50%								

PERIOD 3

	USA		CZE		USA		CZE		USA		CZE		Total wins all zones			
	Def. zone	Att. zone	Neutral zone	Neutral zone	Att. zone	Def. zone	Att. zone	Def. zone	Att. zone	Def. zone	Att. zone	USA	CZE			
	-75	-75	-8	+82	+13	-30	+13	+82	-13	+82	-13	+82	-18	+82		
Total wins / period	5 / 63%	3 / 38%	0 / 0%	2 / 100%	2 / 40%	3 / 60%	7 / 47%	8 / 53%								

### FACE OFF CHART

#### TOTAL

	USA	CZE	USA	CZE	USA	CZE	Total wins all zones	
	Def. zone	Att. zone	Neutral zone		Att. zone	Def. zone	USA	CZE
Total wins / game	8 / 53%	7 / 47%	4 / 50%	4 / 50%	12 / 71%	5 / 29%	24 / 60%	16 / 40%

#### HEAD TO HEAD

		CZE								Tot	wins USA	Dz	Nz	Az
No.		24	30	75	82									
USA	8	0-1	0-1		3-2					10	6 60%	3 75%	1 33%	2 67%
	13		6-0		3-2					11	9 82%	1 100%	1 100%	7 78%
	18	1-1	2-2	1-0	3-1					13	9 69%	4 80%	2 67%	3 60%
<b>Tot</b>		4	13	2	16					40	24 60%	8 53%	4 50%	12 71%
<b>wins CZE</b>		2 50%	3 23%	0 0%	6 38%					16 40%				
<b>Dz</b>		0 0%	2 25%	0 0%	3 43%					5 29%				
<b>Nz</b>			1 100%		3 50%					4 50%				
<b>Az</b>		2 67%	0 0%	0 0%	0 0%					7 47%				

<b>Legend:</b>						
Az	Attacking zone	Dz	Defending zone	Nz	Neutral zone	Tot Total face-offs played



SPART COMPLEX AND PARK

ICE SLEDGE HOCKEY



TUE  
16 APR 2013  
20:00

MIXED

GROUP A - GAME X12

---

## BEST PLAYER OF THE GAME

**GAME#** (12) USA - CZE

**HOME TEAM** USA **NAME/#** [18] MCKEE Kevin

**VISITING TEAM** CZE **NAME/#** [6] VAPENKA Michal

## GAME ROSTER

### KOR - NOR

#### Referee(s)

VANEK Jan (CZE)

#### Linesmen

CLARK Matt (CAN), KASAHARA Yoshifumi (JPN)

#### Goalkeepers

Team: KOR

No	Name	GP	MIP	GA	SVS	SOGS	SVS%	GAA
31	YU Man Gyun	3	81:39	9	28	37	75.68	3.00
74	CHUNG Young Hoon	3	08:20		6	6100.00	0.00	

Team: NOR

No	Name	GP	MIP	GA	SVS	SOGS	SVS%	GAA
2	BUEN Kristian	3	112:06	5	40	45	88.89	1.67
18	HAMAR Kjell Christian	3	20:55	5	5	10	50.00	1.67

#### Team Roster

Team: KOR (BLUE)

No	Pos	Name	Gn	GP	G	A	PTS	PIM	+/-
10	D	CHO Young Jae	M	3	0	0	0	2	-4
11	F	CHOI Bae Suk	M	2	0	0	0	0	
12	F	KIM Young Sung	M	3	1	0	1	2	-4
14	F	JUNG Seung Hwan	M	3	0	1	1	2	-5
20	D	JANG Dong Shin	M	3	1	0	1	6	-3
23	F	LEE Yong Min	M	3	0	0	0	8	-3
26	F	KIM Dae Jung	M	3	0	0	0	0	
27	F	CHO Byeong Seok	M	3	0	0	0	2	-4
28	F	LEE Jong Kyung +A	M	3	0	0	0	2	-3
31	GK	YU Man Gyun	M	3	0	0	0	0	-7
55	F	JANG Jong Ho +A	M	3	0	1	1	0	
68	D	HAN Min Su +C	M	3	0	0	0	2	-3
74	GK	CHUNG Young Hoon	M	3	0	0	0	0	
88	F	PARK Sang Hyeon	M	3	0	0	0	2	
90	D	PARK Woo Chul	M	3	0	0	0	0	-3

Team: NOR (WHITE)

No	Pos	Name	Gn	GP	G	A	PTS	PIM	+/-
2	GK	BUEN Kristian	M	3	0	0	0	0	-2
3	D	PEDERSEN Rolf Einar	M	3	1	0	1	0	-2
7	D	HAGEN Eskil	M	3	1	1	2	0	-5
8	D	SVEE Stig Tore +C	M	3	0	0	0	0	-5
9	D	VAERNES Morten +A	M	3	0	0	0	0	-5
10	F	RIVERA Tor	M	2	0	0	0	0	-2
12	F	BOGLE Magnus	M	3	0	0	0	0	
13	F	ROYNE Kjell Vidal	M	3	0	0	0	0	-8
15	F	SORHEIM Emil	M	3	0	1	1	0	-1
16	D	NORDSTOGA Knut Andre M	M	3	0	0	0	0	-3
18	GK	HAMAR Kjell Christian	M	3	0	0	0	0	-5
20	F	HAMRE Martin F.	M	3	0	0	0	2	+1
21	D	AUSTEVOLL Ole Bjarte	M	3	0	0	0	2	-3
22	F	BAKKE Audun	M	3	1	0	1	0	
23	F	KLAKEGG Jan Roger +A	M	3	0	1	1	2	-4

Head Coach: CHUN Jung Kook

Head Coach: HAGLUND Morten

Legend:							
+/-	Plus/minus net	+A	Assistant captain	+C	Captain	A	Assists
D	Defence	F	Forward	G	Goals	GA	Goals against
GAA	Goals against as average per 60 minutes			GK	Goalkeeper	GP	Games played
MIP	Minutes and seconds played			No	Jersey number	PIM	Penalties in minutes
Pos	Position	PTS	Points	SOG	Shots on goal	SVS	Saves
SVS%	Saves in percentage						

## RESULTS SUMMARY

KOR - NOR 1-2 (0-0) (1-1) (0-0) (0-1)

<b>Spectators</b>	<b>Referee(s)</b>	<b>Linesmen</b>
	VANEK Jan (CZE)	CLARK Matt (CAN), KASAHARA Yoshifumi (JPN)

### Team Statistic

Period	Score	SVS	SOG	PIM	TPP	PPG	SHG
1	0 : 0	0 : 14	14 : 0	0 : 2	02:03 : 00:00	0 : 0	0 : 0
2	1 : 1	2 : 5	6 : 3	2 : 4	02:43 : 02:03	0 : 0	0 : 0
3	0 : 0	4 : 8	8 : 4	0 : 4	: 00:00	0 : 0	0 : 0
OT	0 : 1	0 : 0	0 : 1	0 : 0	00:00 : 00:00	0 : 0	0 : 0
<b>Total:</b>	<b>1 : 2</b>	<b>6 : 27</b>	<b>28 : 8</b>	<b>2 : 10</b>	<b>: 02:03</b>	<b>0 : 0</b>	<b>0 : 0</b>

### 1st Period

Action	Time	ET/Res	Team	Type	No	Name	(G) Assist By / Action Description
GK	00:00		KOR		31	YU MG	
GK	00:00		NOR		2	BUEN K	
Penalty	08:55	-	NOR	2 min.	9	VAERNES M	Delaying the Game / start serving at 11:57

### 2nd Period

Action	Time	ET/Res	Team	Type	No	Name	(G) Assist By / Action Description
GK	15:06		KOR		31	YU MG	
GK	15:18		NOR		2	BUEN K	
Penalty	17:46	-	NOR	2 min.	3	PEDERSEN RE	Roughing / start serving at 21:37
Penalty	23:43	-	KOR	2 min.	12	KIM YS	Roughing / start serving at 26:24
<b>Goal</b>	<b>26:24</b>	<b>0:1</b>	<b>NOR</b>	<b>EQ</b>	<b>22</b>	<b>BAKKE A</b>	(2) 13 ROYNE KV On ice KOR 31 12 14 28 68 90 NOR 2 7 13 16 21 22
<b>Goal</b>	<b>28:51</b>	<b>1:1</b>	<b>KOR</b>	<b>EQ</b>	<b>14</b>	<b>JUNG SH</b>	(1) 55 JANG JH On ice KOR 31 10 14 20 55 NOR 2 3 9 12 22 23
Penalty	29:20	-	NOR	2 min.	13	ROYNE KV	Interference / start serving at 29:35

### 3rd Period

Action	Time	ET/Res	Team	Type	No	Name	(G) Assist By / Action Description
GK	30:00		KOR		31	YU MG	
GK	30:00		NOR		2	BUEN K	
Penalty	35:25	-	NOR	2 min.	8	SVEE ST	Teeing / start serving at 37:43
Penalty	38:56	-	NOR	2 min.	12	BOGLE M	Holding / start serving at 41:00

### Overtime

Action	Time	ET/Res	Team	Type	No	Name	(G) Assist By / Action Description
GK	50:00		KOR		31	YU MG	
GK	50:00		NOR		2	BUEN K	
<b>Goal</b>	<b>50:39</b>	<b>1:2</b>	<b>NOR</b>	<b>EQ</b>	<b>3</b>	<b>PEDERSEN RE</b>	(2) 7 HAGEN E On ice KOR 31 10 14 20 28 NOR 2 3 7 22 23

### Goalkeeper Records

Team: KOR - KOREA			
No	Name	SOG	SVS MIP
31	YU Man Gyun	6	4 45:33
74	CHUNG Young Hoon		

Team: NOR - NORWAY			
No	Name	SOG	SVS MIP
2	BUEN Kristian	12	11 45:21
18	HAMAR Kjell Christia		

### Game Statistics

Team: KOR (BLUE)																			
No	Pos	Name	Gn	G	A	PIM	Shots					+/-	Time on Ice						
							1	2	3	OT	TS		1	2	3	OT	TOT	SHF	AVG
10	D	CHO Young Jae	M	0	0	0	1	1	4	0	6		7:02	8:17	11:29	0:39	27:27	13	02:06
14	F	JUNG Seung Hwan	M	1	0	0	1	1	2	0	4	-1	8:13	10:43	10:49	0:39	30:24	20	01:31
20	D	JANG Dong Shin	M	0	0	0	0	1	0	0	1		7:11	8:17	11:46	0:39	27:53	15	01:51
28	F	LEE Jong Kyung +A	M	0	0	0	2	0	0	0	2	-2	8:15	10:15	10:42	0:39	29:51	17	01:45

## RESULTS SUMMARY

### Game Statistics

Team: KOR (BLUE)																				
No	Pos	Name	Gn	G	A	PIM	Shots					+/-	Time on Ice							
							1	2	3	OT	TS		1	2	3	OT	TOT	SHF	AVG	
55	F	JANG Jong Ho +A	M	0	1	0	3	0	1	0	4	+1	8:19	6:06	9:37	0:00	24:02	15	01:36	
12	F	KIM Young Sung	M	0	0	2	1	0	0	0	1	-1	5:52	4:56	5:16	0:00	16:04	14	01:08	
23	F	LEE Yong Min	M	0	0	0	0	1	0	0	1		6:26	3:18	1:14	0:00	10:58	11	00:59	
27	F	CHO Byeong Seok	M	0	0	0	0	2	0	0	2		6:07	4:43	3:46	0:00	14:36	18	00:48	
68	D	HAN Min Su +C	M	0	0	0	3	0	1	0	4	-1	7:52	8:42	3:26	0:00	20:00	12	01:40	
90	D	PARK Woo Chul	M	0	0	0	3	0	0	0	3	-1	8:04	5:33	2:47	0:00	16:24	12	01:22	
11	F	CHOI Bae Suk	M	0	0	0	0	0	0	0	0		0:00	0:00	0:00	0:00	0:00			
26	F	KIM Dae Jung	M	0	0	0	0	0	0	0	0		0:04	0:00	0:00	0:00	0:04	1	00:04	
88	F	PARK Sang Hyeon	M	0	0	0	0	0	0	0	0		0:00	0:00	2:01	0:00	2:01	1	02:01	
31	GK	YU Man Gyun	M	0	0	0	0	0	0	0	0									
74	GK	CHUNG Young Hoon	M	0	0	0	0	0	0	0	0									
<b>Total:</b>				<b>1</b>	<b>1</b>	<b>2</b>	<b>14</b>	<b>6</b>	<b>8</b>	<b>28</b>										
Head Coach:CHUN Jung Kook																				

### Game Statistics

Team: NOR (WHITE)																				
No	Pos	Name	Gn	G	A	PIM	Shots					+/-	Time on Ice							
							1	2	3	OT	TS		1	2	3	OT	TOT	SHF	AVG	
3	D	PEDERSEN Rolf Einar	M	1	0	2	0	0	1	1	2		8:27	8:26	9:34	0:39	27:06	22	01:13	
7	D	HAGEN Eskil	M	0	1	0	0	1	0	0	1	+2	3:56	5:44	2:35	0:39	12:54	14	00:55	
9	D	VAERNES Morten +A	M	0	0	2	0	0	1	0	1	-1	4:32	11:20	4:13	0:00	20:05	18	01:06	
16	D	NORDSTOGA Knut Andre	M	0	0	0	0	0	0	0	0	+1	5:34	8:13	8:24	0:00	22:11	20	01:06	
22	F	BAKKE Audun	M	1	0	0	0	1	1	0	2	+1	8:59	9:39	8:17	0:38	27:33	21	01:18	
10	F	RIVERA Tor	M	0	0	0	0	0	0	0	0		2:14	0:00	1:34	0:00	3:48	5	00:45	
12	F	BOGLE Magnus	M	0	0	2	0	0	0	0	0	-1	6:55	4:58	5:21	0:00	17:14	16	01:04	
13	F	ROYNE Kjell Vidal	M	0	1	2	0	0	0	0	0	+1	0:52	6:14	2:10	0:00	9:16	13	00:42	
15	F	SORHEIM Emil	M	0	0	0	0	0	0	0	0		0:52	2:46	2:05	0:00	5:43	11	00:31	
21	D	AUSTEVOLL Ole Bjarte	M	0	0	0	0	0	0	0	0	+1	11:13	3:31	5:02	0:00	19:46	20	00:59	
8	D	SVEE Stig Tore +C	M	0	0	2	0	0	1	0	1		5:32	0:25	3:03	0:00	9:00	13	00:41	
20	F	HAMRE Martin F.	M	0	0	0	0	0	0	0	0		2:08	0:25	1:34	0:00	4:07	5	00:49	
23	F	KLAKEGG Jan Roger +A	M	0	0	0	0	1	0	0	1		8:47	8:08	12:00	0:39	29:34	22	01:20	
2	GK	BUEN Kristian	M	0	0	0	0	0	0	0	0									
18	GK	HAMAR Kjell Christian	M	0	0	0	0	0	0	0	0									
<b>Total:</b>				<b>2</b>	<b>2</b>	<b>10</b>	<b>3</b>	<b>4</b>	<b>1</b>	<b>8</b>										
Head Coach:HAGLUND Morten																				

Legend:							
<b>(G)</b>	Goals in tournament	<b>+/-</b>	Plus/minus net	<b>+A</b>	Assistant captain	<b>+C</b>	Captain
<b>A</b>	Assists	<b>AVG</b>	Average time on ice/shift	<b>D</b>	Defence	<b>EQ</b>	Equal strength
<b>ET/Res</b>	Penalty end time/Result of game	<b>F</b>	Forward	<b>G</b>	Goals	<b>GK</b>	Goalkeeper
<b>GA</b>	Goals against	<b>GDF</b>	Goal difference	<b>GF</b>	Goals for	<b>No</b>	Jersey number
<b>GP</b>	Games played	<b>L</b>	Losses	<b>MIP</b>	Minutes in play(GK)	<b>PIM</b>	Penalties in minutes
<b>OT</b>	Overtime	<b>OTL</b>	Overtime loss	<b>OTW</b>	Overtime win	<b>PPG</b>	Power play goals
<b>Pos</b>	Position	<b>PP1</b>	Power play -1 player	<b>PPG</b>	Power play goals	<b>PTS</b>	Points
<b>R</b>	Rank	<b>SHF</b>	Number of shifts	<b>SHG</b>	Shorthanded goals	<b>SOG</b>	Shots on goal
<b>SVS</b>	Saves	<b>TOT</b>	Total	<b>TPP</b>	Time on power play	<b>TS</b>	Total shots
<b>W</b>	Wins						

SHOT CHART

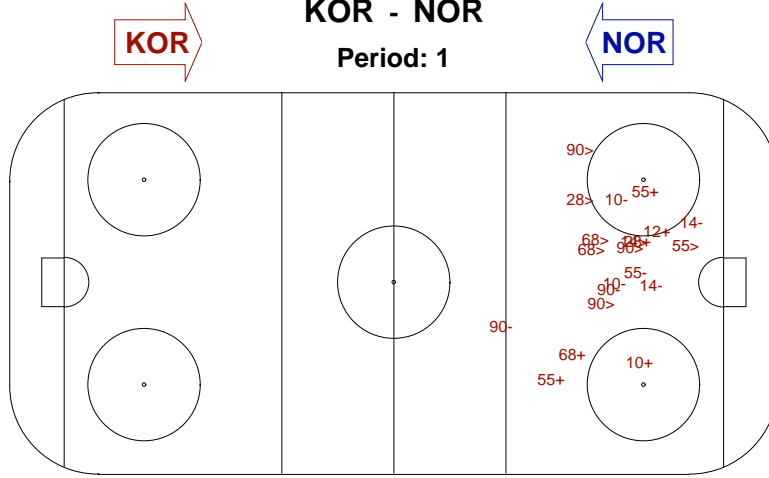
Shots by **NOR**  
Goals (o): 0 SSG (+): 0  
SSP (-): 0 SPG (-): 0



GK 31 of KOR

**KOR - NOR**

Period: 1



Shots by **KOR**  
Goals (o): 0 SSG (+): 6  
SSP (-): 8 SPG (-): 7



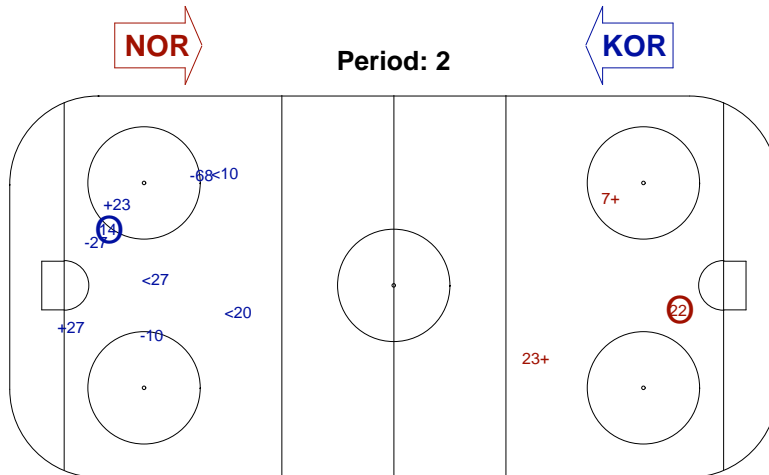
GK 2 of NOR

Shots by **KOR**  
Goals (o): 1 SSG (+): 2  
SSP (-): 3 SPG (-): 3



GK 2 of NOR

Period: 2



Shots by **NOR**  
Goals (o): 1 SSG (+): 2  
SSP (-): 0 SPG (-): 0



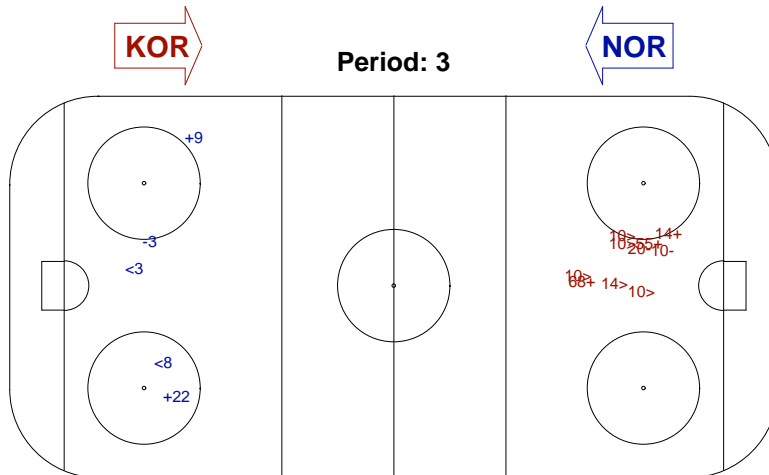
GK 31 of KOR

Shots by **NOR**  
Goals (o): 0 SSG (+): 2  
SSP (-): 2 SPG (-): 1



GK 31 of KOR

Period: 3



Shots by **KOR**  
Goals (o): 0 SSG (+): 3  
SSP (-): 5 SPG (-): 2



GK 2 of NOR



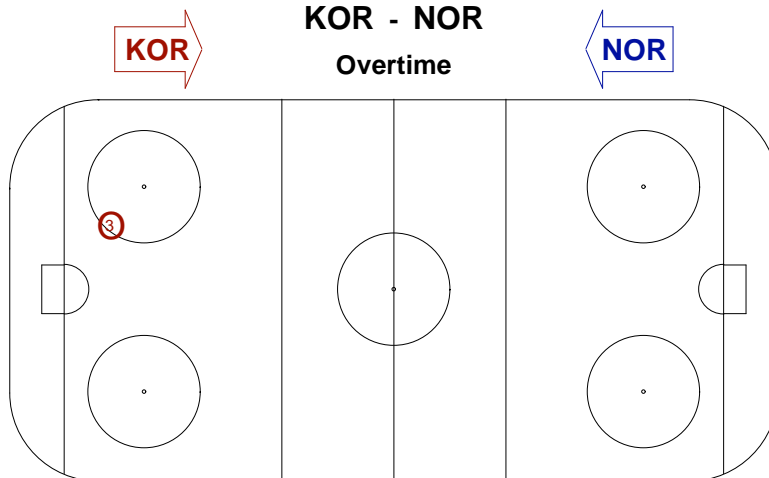
### SHOT CHART

Shots by **NOR**  
Goals (o): 1    SSG (+): 0  
SSP (-): 0    SPG (-): 0



GK 31 of KOR

**KOR - NOR**  
Overtime



Shots by **KOR**  
Goals (o): 0    SSG (+): 0  
SSP (>): 0    SPG (-): 0



GK 2 of NOR

**Legend:**  
ENG Empty net goal    GK Goalkeeper    SPG Shots past goal    SSG Shots saved by goalkeeper    SSP Shots saved by player

FACE OFF CHART

KOR - NOR

PERIOD 1

	KOR		NOR		KOR		NOR		Total wins all zones				
	Def. zone	Att. zone	Neutral zone		Att. zone	Def. zone							
			-27	+8	-55	+8			<table border="1"> <thead> <tr> <th>KOR</th> <th>NOR</th> </tr> </thead> <tbody> <tr> <td>4 / 36%</td> <td>7 / 64%</td> </tr> </tbody> </table>	KOR	NOR	4 / 36%	7 / 64%
KOR	NOR												
4 / 36%	7 / 64%												
		+28	-12	-27	+12								
				-27	+12								
				+27	-8								
				-55	+12								
				+55	-12								
				-55	+12								
				+27	-8								
				-27	+8								
Total wins / period			1 / 50%	1 / 50%	3 / 33%	6 / 67%							

PERIOD 2

	KOR		NOR		KOR		NOR		Total wins all zones				
	Def. zone	Att. zone	Neutral zone		Att. zone	Def. zone							
	+27	-12	-28	+7	+27	-9			<table border="1"> <thead> <tr> <th>KOR</th> <th>NOR</th> </tr> </thead> <tbody> <tr> <td>7 / 78%</td> <td>2 / 22%</td> </tr> </tbody> </table>	KOR	NOR	7 / 78%	2 / 22%
KOR	NOR												
7 / 78%	2 / 22%												
	+28	-7	+27	-20									
	+27	-12	+28	-									
	+28	-7											
	-12	-12											
Total wins / period	4 / 80%	1 / 20%	2 / 67%	1 / 33%	1 / 100%	0 / 0%							

PERIOD 3

	KOR		NOR		KOR		NOR		Total wins all zones				
	Def. zone	Att. zone	Neutral zone		Att. zone	Def. zone							
	-28	+7	+28	-22	-55	+8			<table border="1"> <thead> <tr> <th>KOR</th> <th>NOR</th> </tr> </thead> <tbody> <tr> <td>4 / 31%</td> <td>9 / 69%</td> </tr> </tbody> </table>	KOR	NOR	4 / 31%	9 / 69%
KOR	NOR												
4 / 31%	9 / 69%												
	-12	-12	+28	-	-55	+7							
	-27	-27	-	+8	-55	+7							
			-28	+22	+55	-23							
					+55	-8							
Total wins / period	0 / 0%	3 / 100%	2 / 50%	2 / 50%	2 / 33%	4 / 67%							

### FACE OFF CHART

#### OVERTIME

Total wins / period	KOR	NOR	Neutral zone		KOR	NOR	Total wins all zones	
	Def. zone	Att. zone	+28	-22	Att. zone	Def. zone	KOR	NOR
			1 / 100%	0 / 0%			1 / 100%	0 / 0%

#### TOTAL

Total wins / game	KOR	NOR	Neutral zone		KOR	NOR	Total wins all zones	
	Def. zone	Att. zone	6 / 60%	4 / 40%	Att. zone	Def. zone	KOR	NOR
	4 / 50%	4 / 50%	6 / 60%	4 / 40%	6 / 38%	10 / 63%	16 / 47%	18 / 53%

#### HEAD TO HEAD

No.	NOR								Tot	wins KOR	Dz	Nz	Az
	7	8	9	12	20	22	23						
27		2-2	1-0	2-2	1-0				11	6 55%	2 67%	1 50%	3 50%
28	2-2			1-1		2-1			11	7 64%	2 67%	5 71%	0 0%
55	0-2	1-2		1-2			1-0		9	3 33%			3 33%
<b>Tot</b>	6	8	1	11	1	3	1		34	16 47%	4 50%	6 60%	6 38%
<b>wins NOR</b>	4 67%	5 63%	0 0%	5 45%	0 0%	1 33%	0 0%		18 53%				
<b>Dz</b>	2 100%	3 50%	0 0%	5 83%			0 0%		10 63%				
<b>Nz</b>	1 100%	2 100%		0 0%	0 0%	1 33%			4 40%				
<b>Az</b>	1 33%			0 0%					4 50%				

<b>Legend:</b>	<b>Az</b> Attacking zone	<b>Dz</b> Defending zone	<b>Nz</b> Neutral zone	<b>Tot</b> Total face-offs played
----------------	--------------------------	--------------------------	------------------------	-----------------------------------



SPART COMPLEX AND PARK

WED  
17 APR 2013  
15:00

ICE SLEDGE HOCKEY

MIXED

RELEGATION (5-8) - GAME X13



---

## BEST PLAYER OF THE GAME

**GAME#** (13) KOR - NOR

**HOME TEAM** KOR **NAME/#** [55] JANG Jong Ho

**VISITING TEAM** NOR **NAME/#** [3] PEDERSEN Rolf Einar

## GAME ROSTER

### ITA - SWE

#### Referee(s)

SAMOYLOV Igor (RUS)

#### Linesmen

HELTMAN Tomasz (POL), RICHARDSON Steven (NOR)

#### Goalkeepers

Team: ITA

No	Name	GP	MIP	GA	SVS	SOGS	SVS%	GAA
1	STILLITANO Santino	3	31:43	5	16	21	76.19	1.67
15	ARAUDO Gabriele	3	55:12	2	28	30	93.33	0.67

Team: SWE

No	Name	GP	MIP	GA	SVS	SOGS	SVS%	GAA
5	NILSSON Ulf	3	117:34	8	27	35	77.14	2.67
14	JONSSON Kenth	3	15:00	2	6	8	75.00	0.67

#### Team Roster

Team: ITA (BLUE)

No	Pos	Name	Gn	GP	G	A	PTS	PIM	+/-
1	GK	STILLITANO Santino	M	3	0	0	0	0	-5
3	D	ROSA Gianluigi	M	3	1	0	1	10	-3
5	F	PLANKER Florian +A	M	3	0	0	0	8	-5
6	D	CAVALIERE Gianluca +A	M	3	0	0	0	0	-3
7	F	WINKLER Werner	M	3	0	0	0	0	-5
8	D	RADICE Roberto	M	3	0	0	0	0	-3
14	D	BALOSSETTI Bruno	M	3	0	0	0	0	-2
15	GK	ARAUDO Gabriele	M	3	0	0	0	0	0
16	F	CHIAROTTI Andrea +C	M	3	1	0	1	0	-4
18	F	MACRI Andrea	M	3	0	0	0	2	
68	F	CORVINO Valerio	M	3	0	0	0	2	
69	D	CONDELLO Giuseppe	M	3	0	0	0	2	
73	F	LEPERDI Gregory	M	3	0	0	0	2	

Team: SWE (YELLOW)

No	Pos	Name	Gn	GP	G	A	PTS	PIM	+/-
3	D	INGVARSSON Niklas	M	3	0	0	0	4	-7
4	F	ANDERSON Aron	M	3	0	1	1	0	-8
5	GK	NILSSON Ulf	M	3	0	0	0	0	-7
8	F	KASPERI Per +A	M	3	0	0	0	6	-6
11	D	LUNDGREN Rasmus +C	M	3	1	0	1	0	-5
14	GK	JONSSON Kenth	M	3	0	0	0	0	-2
18	F	OJALA Peter	M	3	0	0	0	0	-3
19	F	WISTRAND Anders	M	3	0	0	0	0	-2
20	F	RAKOS Niklas +A	M	3	0	0	0	0	-5
21	D	HOLM Marcus	M	3	0	0	0	2	-6

Head Coach: DA RIN DE LORENZO Massimo

Head Coach: LUNDGREN Jorgen

Legend:							
+/-	Plus/minus net	+A	Assistant captain	+C	Captain	A	Assists
D	Defence	F	Forward	G	Goals	GA	Goals against
GAA	Goals against as average per 60 minutes			GK	Goalkeeper	GP	Games played
MIP	Minutes and seconds played			No	Jersey number	PIM	Penalties in minutes
Pos	Position	PTS	Points	SOG	Shots on goal	SVS	Saves
SVS%	Saves in percentage						

## RESULTS SUMMARY

ITA - SWE 2-1 (0-1) (0-0) (2-0)

Spectators	Referee(s)	Linesmen
	SAMOYLOV Igor (RUS)	HELTMAN Tomasz (POL), RICHARDSON Steven (NOR)

### Team Statistic

Period	Score	SVS	SOG	PIM	TPP	PPG	SHG
1	0 : 1	3 : 3	3 : 4	0 : 0	00:00 : 00:00	0 : 0	0 : 0
2	0 : 0	6 : 1	1 : 6	2 : 2	02:01 : 02:08	0 : 0	0 : 0
3	2 : 0	2 : 5	7 : 2	4 : 0	00:00 : 04:05	0 : 0	0 : 0
<b>Total:</b>	<b>2 : 1</b>	<b>11 : 9</b>	<b>11 : 12</b>	<b>6 : 2</b>	<b>02:01 : 06:13</b>	<b>0 : 0</b>	<b>0 : 0</b>

### 1st Period

Action	Time	ET/Res	Team	Type	No	Name	(G)	Assist By / Action Description
GK	00:00		ITA		15	ARAUDO G		
GK	00:00		ITA		1	STILLITANO S		
GK	00:00		SWE		14	JONSSON K		
GK	00:00		SWE		5	NILSSON U		
<b>Goal</b>	<b>05:07</b>	<b>0:1</b>	<b>SWE</b>	<b>EQ</b>	<b>8</b>	<b>KASPERI P</b>	<b>(1)</b>	<b>3 INGVARSSON N On ice ITA 1 3 5 6 7 14</b>
								<b>SWE 5 3 8 18 21 21</b>

### 2nd Period

Action	Time	ET/Res	Team	Type	No	Name	(G)	Assist By / Action Description
GK	15:00		SWE		5	NILSSON U		
GK	15:05		ITA		1	STILLITANO S		
Penalty	15:41	-	SWE	2 min.	20	RAKOS N		Interference / start serving at 19:45
Penalty	21:17	-	ITA	2 min.	3	ROSA G		Teeing Served by: 16 CHIAROTTI A

### 3rd Period

Action	Time	ET/Res	Team	Type	No	Name	(G)	Assist By / Action Description
GK	30:00		ITA		1	STILLITANO S		
GK	30:00		SWE		5	NILSSON U		
<b>Goal</b>	<b>30:55</b>	<b>1:1</b>	<b>ITA</b>	<b>EQ</b>	<b>68</b>	<b>CORVINO V</b>	<b>(1)</b>	<b>6 CAVALIERE G On ice ITA 1 5 6 7 8 14</b>
								<b>SWE 5 3 4 8 11 20</b>
<b>Goal</b>	<b>37:07</b>	<b>2:1</b>	<b>ITA</b>	<b>EQ</b>	<b>5</b>	<b>PLANKER F</b>	<b>(1)</b>	<b>73 LEPERDI G On ice ITA 1 3 5 6 7 73</b>
								<b>SWE 5 3 4 8 11 20</b>
Penalty	37:51	-	ITA	2 min.	16	CHIAROTTI A		Holding / start serving at 40:58
Time-out	40:37		SWE					
Penalty	40:58	-	ITA	2 min.	68	CORVINO V		Teeing / start serving at 44:16

### Goalkeeper Records

Team: ITA - ITALY			
No	Name	SOG	SVS MIP
1	STILLITANO Santino	11	10 44:55
15	ARAUDO Gabriele		

Team: SWE - SWEDEN			
No	Name	SOG	SVS MIP
5	NILSSON Ulf	11	9 45:00
14	JONSSON Kenth		0:33

### Game Statistics

Team: ITA (BLUE)																		
No	Pos	Name	Gn	G	A	PIM	Shots					Time on Ice						
							1	2	3	OT	TS	+/-	1	2	3	OT	TOT	SHF
5	F	PLANKER Florian +A	M	1	0	0	0	0	2	0	2	+1	7:33	9:42	8:28	25:43	18	01:25
6	D	CAVALIERE Gianluca +A	M	0	1	0	1	1	1	0	3	+1	5:41	8:02	14:03	27:46	19	01:27
7	F	WINKLER Werner	M	0	0	0	0	0	0	0	0	+1	10:43	10:17	12:02	33:02	21	01:34
14	D	BALOSSETTI Bruno	M	0	0	0	0	0	0	0	0		2:43	5:23	4:17	12:23	14	00:53
16	F	CHIAROTTI Andrea +C	M	0	0	2	0	0	1	0	1	-1	7:02	7:30	5:15	19:47	14	01:24
3	D	ROSA Gianluigi	M	0	0	2	0	0	0	0	0		2:54	4:42	7:53	15:29	12	01:17
8	D	RADICE Roberto	M	0	0	0	0	0	0	0	0	+1	4:14	8:33	0:56	13:43	8	01:42
18	F	MACRI Andrea	M	0	0	0	1	0	0	0	1		3:45	3:10	0:00	6:55	8	00:51
68	F	CORVINO Valerio	M	1	0	2	0	0	3	0	3		4:46	6:27	4:22	15:35	17	00:55
73	F	LEPERDI Gregory	M	0	1	0	1	0	0	0	1	+1	5:59	9:27	10:15	25:41	13	01:58

## RESULTS SUMMARY

### Game Statistics

Team: ITA (BLUE)																		
No	Pos	Name	Gn	G	A	PIM	Shots					+/-	Time on Ice					
							1	2	3	OT	TS		1	2	3	OT	TOT	SHF
69	D	CONDELLO Giuseppe	M	0	0	0	0	0	0	0	0	0	0:32	0:26	0:00	0:58	2	00:29
1	GK	STILLITANO Santino	M	0	0	0	0	0	0	0	0	0						
15	GK	ARAUDO Gabriele	M	0	0	0	0	0	0	0	0	0						
<b>Total:</b>				<b>2</b>	<b>2</b>	<b>6</b>	<b>3</b>	<b>1</b>	<b>7</b>	<b>11</b>								
Head Coach: DA RIN DE LORENZO Massimo																		

### Game Statistics

Team: SWE (YELLOW)																		
No	Pos	Name	Gn	G	A	PIM	Shots					+/-	Time on Ice					
							1	2	3	OT	TS		1	2	3	OT	TOT	SHF
3	D	INGVARSSON Niklas	M	0	1	0	0	2	2	0	4	-1	14:55	14:52	14:09	43:56	9	04:52
4	F	ANDERSON Aron	M	0	0	0	0	0	0	0	0	-2	9:12	14:43	14:05	38:00	10	03:48
11	D	LUNDGREN Rasmus +C	M	0	0	0	0	1	0	0	1	-2	11:11	11:45	11:00	33:56	14	02:25
20	F	RAKOS Niklas +A	M	0	0	2	1	1	0	0	2	-2	10:01	7:20	9:58	27:19	14	01:57
21	D	HOLM Marcus	M	0	0	0	0	0	0	0	0	+1	11:37	11:17	11:08	34:02	14	02:25
8	F	KASPERI Per +A	M	1	0	0	3	2	0	0	5	-1	4:34	8:39	8:53	22:06	14	01:34
18	F	OJALA Peter	M	0	0	0	0	0	0	0	0	+1	4:38	3:32	1:41	9:51	8	01:13
19	F	WISTRAND Anders	M	0	0	0	0	0	0	0	0		0:00	0:00	0:00	0:00		
14	GK	JONSSON Kenth	M	0	0	0	0	0	0	0	0							
5	GK	NILSSON Ulf	M	0	0	0	0	0	0	0	0							
<b>Total:</b>				<b>1</b>	<b>1</b>	<b>2</b>	<b>4</b>	<b>6</b>	<b>2</b>	<b>12</b>								
Head Coach: LUNDGREN Jorgen																		

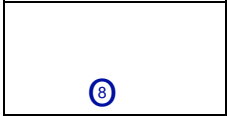
Legend:							
<b>(G)</b>	Goals in tournament	<b>+/-</b>	Plus/minus net	<b>+A</b>	Assistant captain	<b>+C</b>	Captain
<b>A</b>	Assists	<b>AVG</b>	Average time on ice/shift	<b>D</b>	Defence	<b>EQ</b>	Equal strength
<b>ET/Res</b>	Penalty end time/Result of game			<b>F</b>	Forward	<b>G</b>	Goals
<b>GA</b>	Goals against	<b>GDF</b>	Goal difference	<b>GF</b>	Goals for	<b>GK</b>	Goalkeeper
<b>GP</b>	Games played	<b>L</b>	Losses	<b>MIP</b>	Minutes in play(GK)	<b>No</b>	Jersey number
<b>OT</b>	Overtime	<b>OTL</b>	Overtime loss	<b>OTW</b>	Overtime win	<b>PIM</b>	Penalties in minutes
<b>Pos</b>	Position	<b>PP1</b>	Power play -1 player	<b>PPG</b>	Power play goals	<b>PTS</b>	Points
<b>R</b>	Rank	<b>SHF</b>	Number of shifts	<b>SHG</b>	Shorthanded goals	<b>SOG</b>	Shots on goal
<b>SVS</b>	Saves	<b>TOT</b>	Total	<b>TPP</b>	Time on power play	<b>TS</b>	Total shots
<b>W</b>	Wins						

SHOT CHART

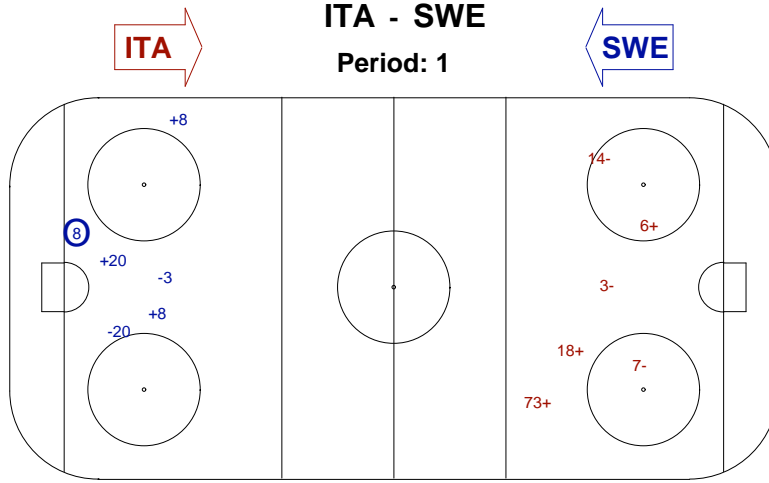
Shots by **SWE**  
Goals (o): 1 SSG (+): 3  
SSP (-): 0 SPG (-): 2



GK 15 of ITA



GK 1 of ITA



ITA - SWE

Period: 1

Shots by **ITA**  
Goals (o): 0 SSG (+): 3  
SSP (>): 0 SPG (-): 3



GK 14 of SWE

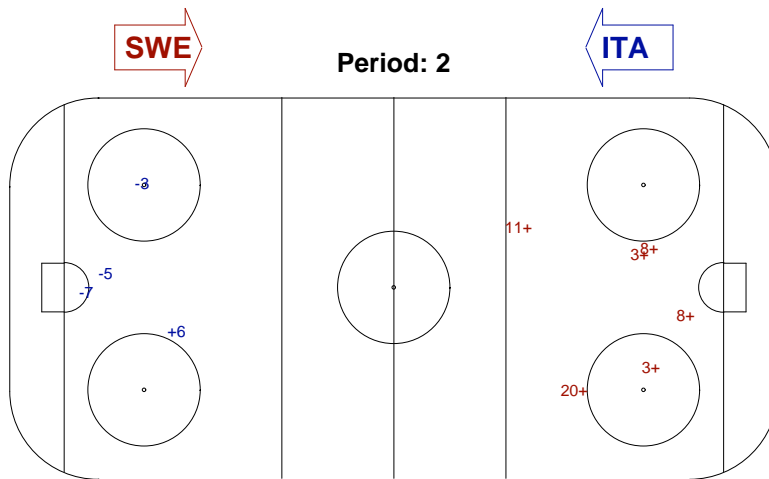


GK 5 of SWE

Shots by **ITA**  
Goals (o): 0 SSG (+): 1  
SSP (-): 0 SPG (-): 3



GK 5 of SWE



Period: 2

Shots by **SWE**  
Goals (o): 0 SSG (+): 6  
SSP (>): 0 SPG (-): 0

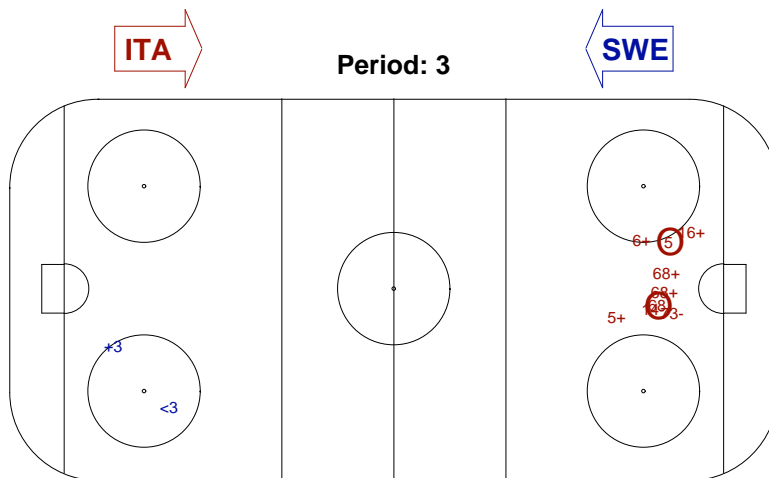


GK 1 of ITA

Shots by **SWE**  
Goals (o): 0 SSG (+): 1  
SSP (-): 1 SPG (-): 0



GK 1 of ITA



Period: 3

Shots by **ITA**  
Goals (o): 2 SSG (+): 5  
SSP (>): 0 SPG (-): 2



GK 5 of SWE

**Legend:**  
ENG Empty net goal    GK Goalkeeper    SPG Shots past goal    SSG Shots saved by goalkeeper    SSP Shots saved by player



FACE OFF CHART

ITA - SWE

PERIOD 1

	ITA		SWE		ITA		SWE		ITA		SWE		Total wins all zones				
	Def. zone	Att. zone	Def. zone	Att. zone	Neutral zone	Neutral zone	Att. zone	Def. zone	Att. zone	Def. zone	Def. zone	Att. zone					
	-18		-18		+5	-	-5	+18					<table border="1"> <tr> <th>ITA</th> <th>SWE</th> </tr> <tr> <td>6 / 60%</td> <td>4 / 40%</td> </tr> </table>	ITA	SWE	6 / 60%	4 / 40%
ITA	SWE																
6 / 60%	4 / 40%																
				+5	-	+18	-18										
				-5	+21	-	+18										
Total wins / period	0 / 0%	1 / 100%			2 / 67%	1 / 33%			4 / 67%	2 / 33%							

PERIOD 2

	ITA		SWE		ITA		SWE		ITA		SWE		Total wins all zones				
	Def. zone	Att. zone	Def. zone	Att. zone	Neutral zone	Neutral zone	Att. zone	Def. zone	Att. zone	Def. zone	Att. zone						
	-4		-4		+5	-21	+5	-4					<table border="1"> <tr> <th>ITA</th> <th>SWE</th> </tr> <tr> <td>9 / 45%</td> <td>11 / 55%</td> </tr> </table>	ITA	SWE	9 / 45%	11 / 55%
ITA	SWE																
9 / 45%	11 / 55%																
	+5		-21		-7	+21	-5	+4									
	+7		-4				+5	-4									
	-73		+4				-5	+4									
	-18		+21				-5	+4									
	+5		-8				+7	-3									
	+5		-8				-18	+21									
	-		+4				-5	+21									
	+5		-														
	-73		+21														
Total wins / period	5 / 50%	5 / 50%			1 / 50%	1 / 50%			3 / 38%	5 / 63%							

PERIOD 3

	ITA		SWE		ITA		SWE		ITA		SWE		Total wins all zones				
	Def. zone	Att. zone	Def. zone	Att. zone	Neutral zone	Neutral zone	Att. zone	Def. zone	Att. zone	Def. zone	Att. zone						
	+5		-8		+5	-21	+5	-4					<table border="1"> <tr> <th>ITA</th> <th>SWE</th> </tr> <tr> <td>4 / 44%</td> <td>5 / 56%</td> </tr> </table>	ITA	SWE	4 / 44%	5 / 56%
ITA	SWE																
4 / 44%	5 / 56%																
	-7		-7		-5	+21											
	-		+8		-73	+8											
	-68		+18		+5	-8											
Total wins / period	1 / 25%	3 / 75%			2 / 50%	2 / 50%			1 / 100%	0 / 0%							

### FACE OFF CHART

#### TOTAL

	ITA	SWE	ITA	SWE	ITA	SWE	Total wins all zones	
	Def. zone	Att. zone	Neutral zone		Att. zone	Def. zone	ITA	SWE
Total wins / game	6 / 40%	9 / 60%	5 / 56%	4 / 44%	8 / 53%	7 / 47%	19 / 49%	20 / 51%

#### HEAD TO HEAD

		SWE										Tot	wins ITA	Dz	Nz	Az
No.		3	4	8	11	18	21									
ITA	5		3-3	4-0		1-1	4-3					22	15 68%	5 100%	5 71%	5 50%
	7	1-0	1-0				0-1					4	2 50%	1 50%	0 0%	1 100%
	18					1-0	0-2					4	1 25%	0 0%		1 50%
	68					0-1						1	0 0%	0 0%		
	73		0-1	0-1			0-1					4	1 25%	0 0%	0 0%	1 100%
<b>Tot</b>		1	10	6		5	11					39	19 49%	6 40%	5 56%	8 53%
<b>wins SWE</b>		0 0%	5 50%	2 33%		3 60%	7 64%					20 51%				
<b>Dz</b>		0 0%	3 50%			2 50%	2 67%					7 47%				
<b>Nz</b>				1 50%			3 60%					4 44%				
<b>Az</b>		2 50%	1 25%			1 100%	2 67%					9 60%				

<b>Legend:</b>	<b>Az</b> Attacking zone	<b>Dz</b> Defending zone	<b>Nz</b> Neutral zone	<b>Tot</b> Total face-offs played
----------------	--------------------------	--------------------------	------------------------	-----------------------------------



SPART COMPLEX AND PARK

ICE SLEDGE HOCKEY



WED  
17 APR 2013  
18:30

MIXED

RELEGATION (5-8) - GAME X14

---

## BEST PLAYER OF THE GAME

**GAME#** (14) ITA - SWE

**HOME TEAM** ITA **NAME/#** [1] STILLITANO Santino

**VISITING TEAM** SWE **NAME/#** [8] KASPERI Per

## GAME ROSTER

### USA - RUS

#### Referee(s)

BOESE Paul (CAN)

#### Linesmen

BEELEN Louis (NED), WESLEY Leon (CZE)

#### Goalkeepers

Team: USA

No	Name	GP	MIP	GA	SVS	SOG	SVS%	GAA
1	LEE Jen	3	46:50		9		9100.00	0.00
34	CASH Steve	3	87:25		12		12100.00	0.00

Team: RUS

No	Name	GP	MIP	GA	SVS	SOG	SVS%	GAA
1	IVANOV Mikhail	3	45:00		28		28100.00	0.00
20	LOBANOV Konstantin	3	45:00	5	23		28	82.14

#### Team Roster

Team: USA (BLUE)

No	Pos	Name	Gn	GP	G	A	PTS	PIM	+/-
1	GK	LEE Jen	M	3	0	0	0	0	+4
6	F	FARMER Declan	M	3	4	3	7	0	+10
7	F	LIPSETT Andrew 'Taylor' +M	M	3	0	1	1	4	+4
8	F	SHAW Greg	M	3	0	2	2	2	+10
9	F	PAULS Joshua	M	2	4	2	6	0	+11
11	D	CARRON Tyler	M	3	0	1	1	0	+9
13	F	SWEENEY Joshua +A	M	3	1	2	3	0	+5
15	D	LANDEROS Nikko	M	3	1	2	3	0	+8
18	F	MCKEE Kevin	M	3	2	1	3	0	+4
19	D	CHACE Taylor +C	M	3	4	1	5	0	+12
20	F	PAGE Adam	M	3	0	1	1	0	+3
21	F	SALAMONE Alexi	M	3	0	1	1	2	+1
23	D	ROMAN Rico	M	3	0	1	1	0	+4
28	F	SCHAUS Paul	M	3	1	1	2	2	+3
34	GK	CASH Steve	M	3	0	0	0	0	+12

Team: RUS (WHITE)

No	Pos	Name	Gn	GP	G	A	PTS	PIM	+/-
1	GK	IVANOV Mikhail	M	3	0	0	0	0	+3
2	D	LYSOV Aleksei	M	3	0	0	0	0	+5
3	F	PAVLOV Stanislav	M	0	0	0	0	0	
5	D	VARLAKOV Vasilii	M	3	0	1	1	14	
8	F	LISOV Dmitriy +A	M	3	4	1	5	0	+4
10	F	TUCHIN Ruslan	M	3	0	0	0	2	-4
13	F	SHIKHOV Konstantin +A	M	3	0	0	0	4	-3
17	D	SELYUKIN Vadim +C	M	3	0	0	0	2	
18	F	SOKOLOV Andrey	M	3	0	0	0	0	
19	D	KUZNETSOV Ivan	M	3	0	2	2	0	+3
20	GK	LOBANOV Konstantin	M	3	0	0	0	0	-2
21	F	PETROV Evgeny	M	3	1	3	4	2	+3
22	F	TERENTYEV Nikolay	M	3	0	0	0	6	-2
23	F	VOLKOV Ilia	M	3	1	0	1	12	+5
24	D	POPOV Ilia	M	3	0	0	0	0	-1

Head Coach: SAUER Jeffrey

Head Coach: SAMOYLOV Sergey

Legend:							
+/-	Plus/minus net	+A	Assistant captain	+C	Captain	A	Assists
D	Defence	F	Forward	G	Goals	GA	Goals against
GAA	Goals against as average per 60 minutes			GK	Goalkeeper	GP	Games played
MIP	Minutes and seconds played			No	Jersey number	PIM	Penalties in minutes
Pos	Position	PTS	Points	SOG	Shots on goal	SVS	Saves
SVS%	Saves in percentage						

## RESULTS SUMMARY

USA - RUS 2-1 (1-0) (1-0) (0-1)

Spectators	Referee(s)	Linesmen
	BOESE Paul (CAN)	BEELEN Louis (NED), WESLEY Leon (CZE)

### Team Statistic

Period	Score	SVS	SOG	PIM	TPP	PPG	SHG
1	1 : 0	4 : 2	3 : 4	2 : 2	01:51 : 02:02	1 : 0	0 : 0
2	1 : 0	1 : 6	7 : 1	0 : 2	02:04 : 00:00	0 : 0	0 : 0
3	0 : 1	6 : 7	7 : 7	2 : 4	03:29 : 01:14	0 : 1	0 : 0
<b>Total:</b>	<b>2 : 1</b>	<b>11 : 15</b>	<b>17 : 12</b>	<b>4 : 8</b>	<b>07:24 : 03:16</b>	<b>1 : 1</b>	<b>0 : 0</b>

### 1st Period

Action	Time	ET/Res Team	Type	No	Name	(G) Assist By / Action Description
GK	00:00	USA		34	CASH S	
GK	00:00	RUS		1	IVANOV M	
Penalty	01:06	- USA	2 min.	8	SHAW G	Delaying the Game / start serving at 03:02
GK	03:02	RUS		1	IVANOV M	
Penalty	03:34	- RUS	2 min.	8	LISOV D	Interference / start serving at 03:36
<b>Goal</b>	<b>05:17</b>	<b>1:0 USA</b>	<b>PP1</b>	<b>21</b>	<b>SALAMONE A</b>	(1) 18 MCKEE K On ice USA 34 7 18 20 21 23 RUS 1 5 10 13 19

### 2nd Period

Action	Time	ET/Res Team	Type	No	Name	(G) Assist By / Action Description
GK	15:00	RUS		1	IVANOV M	
GK	15:00	RUS		1	IVANOV M	
GK	15:00	USA		34	CASH S	
Penalty	17:04	- RUS	2 min.		RUSSIAN F.	Too Many Players on the Ice Served by: 23 VOLKOV I
<b>Goal</b>	<b>27:57</b>	<b>2:0 USA</b>	<b>EQ</b>	<b>19</b>	<b>CHACE T</b>	(5) 6 FARMER D On ice USA 34 6 8 9 11 19 RUS 1 5 8 10 13 17

### 3rd Period

Action	Time	ET/Res Team	Type	No	Name	(G) Assist By / Action Description
GK	30:00	USA		34	CASH S	
GK	30:00	RUS		1	IVANOV M	
Penalty	30:49	- RUS	2 min.	23	VOLKOV I	Roughing / start serving at 33:51
Penalty	32:11	- USA	2 min.	19	CHACE T	Holding / start serving at 34:06
<b>Goal</b>	<b>34:06</b>	<b>2:1 RUS</b>	<b>PP1</b>	<b>5</b>	<b>VARLAKOV V</b>	(1) 10 TUCHIN R On ice USA 34 11 18 21 23 RUS 1 5 10 13 17 18
Penalty	35:23	- RUS	2 min.	23	VOLKOV I	Illegal or Dangerous Equipment / start serving at 38:46
Time-out	43:59	RUS				

### Goalkeeper Records

Team: USA - UNITED STATES of AMERICA				
No	Name	SOG	SVS	MIP
34	CASH Steve	8	7	45:00
1	LEE Jen			

Team: RUS - RUSSIAN FEDERATION				
No	Name	SOG	SVS	MIP
1	IVANOV Mikhail	15	13	45:00
20	LOBANOV Konstantin			

### Game Statistics

Team: USA (BLUE)																		
No	Pos	Name	Gn	G	A	PIM	Shots					Time on Ice						
							1	2	3	OT	TS	+/-	1	2	3	OT	TOT	SHF
6	F	FARMER Declan	M	0	1	0	0	0	1	0	1	+1	3:39	4:42	6:15	14:36	15	00:58
8	F	SHAW Greg	M	0	0	2	0	0	2	0	2	+1	4:37	4:31	5:55	15:03	18	00:50
9	F	PAULS Joshua	M	0	0	0	0	0	0	0	0	+1	4:34	5:35	5:56	16:05	18	00:53
11	D	CARRON Tyler	M	0	0	0	0	0	0	0	0		7:08	4:14	7:20	18:42	25	00:44
19	D	CHACE Taylor +C	M	1	0	2	0	2	2	0	4	+1	9:16	4:40	9:08	23:04	25	00:55
7	F	LIPSETT Andrew 'Taylor' +A	M	0	0	0	0	0	0	0	0	+1	4:05	5:29	4:26	14:00	13	01:04
15	D	LANDEROS Nikko	M	0	0	0	0	0	0	0	0		6:56	8:49	8:46	24:31	24	01:01
18	F	MCKEE Kevin	M	0	1	0	1	0	1	0	2		6:31	5:33	5:42	17:46	22	00:48

## RESULTS SUMMARY

### Game Statistics

Team: USA (BLUE)																		
No	Pos	Name	Gn	G	A	PIM	Shots					+/-	Time on Ice					
							1	2	3	OT	TS		1	2	3	OT	TOT	SHF
13	F	SWEENEY Joshua +A	M	0	0	0	0	0	0	0	0	4:23	5:44	2:08	12:15	16	00:45	
20	F	PAGE Adam	M	0	0	0	0	1	0	0	1	+1	3:54	5:42	1:50	11:26	13	00:52
21	F	SALAMONE Alexi	M	1	0	0	1	3	1	0	5	5:18	4:51	5:17	15:26	18	00:51	
23	D	ROMAN Rico	M	0	0	0	1	1	0	0	2	4:17	7:26	3:26	15:09	18	00:50	
28	F	SCHAUS Paul	M	0	0	0	0	0	0	0	0	4:02	5:38	2:55	12:35	14	00:53	
34	GK	CASH Steve	M	0	0	0	0	0	0	0	0							
1	GK	LEE Jen	M	0	0	0	0	0	0	0	0							
<b>Total:</b>				<b>2</b>	<b>2</b>	<b>4</b>	<b>3</b>	<b>7</b>	<b>7</b>	<b>17</b>								
Head Coach:SAUER Jeffrey																		

### Game Statistics

Team: RUS (WHITE)																		
No	Pos	Name	Gn	G	A	PIM	Shots					+/-	Time on Ice					
							1	2	3	OT	TS		1	2	3	OT	TOT	SHF
2	D	LYSOV Aleksei	M	0	0	0	0	0	0	0	0	7:04	9:44	9:57	26:45	19	01:24	
8	F	LISOV Dmitriy +A	M	0	0	2	0	0	1	0	1	-1	5:05	11:42	8:14	25:01	23	01:05
19	D	KUZNETSOV Ivan	M	0	0	0	0	0	0	0	0	-1	6:59	7:56	8:49	23:44	19	01:14
21	F	PETROV Evgeny	M	0	0	0	2	0	1	0	3	7:39	7:59	7:27	23:05	18	01:16	
23	F	VOLKOV Ilia	M	0	0	4	0	0	0	0	0	6:35	6:26	4:06	17:07	17	01:00	
5	D	VARLAKOV Vasilii	M	1	0	0	1	1	2	0	4	-1	6:59	4:50	7:44	19:33	17	01:09
10	F	TUCHIN Ruslan	M	0	1	0	0	0	1	0	1	-1	8:07	7:37	6:34	22:18	15	01:29
13	F	SHIKHOV Konstantin +A	M	0	0	0	0	0	0	0	0	-1	7:44	5:14	6:52	19:50	17	01:10
18	F	SOKOLOV Andrey	M	0	0	0	0	0	1	0	1	+1	0:00	1:08	2:03	3:11	3	01:03
22	F	TERENTYEV Nikolay	M	0	0	0	0	0	0	0	0	0:16	0:00	1:01	1:17	2	00:38	
3	F	PAVLOV Stanislav	M	0	0	0	0	0	0	0	0	6:36	2:31	0:00	9:07	8	01:08	
17	D	SELYUKIN Vadim +C	M	0	0	0	1	0	1	0	2	6:04	4:58	6:00	17:02	14	01:13	
24	D	POPOV Ilia	M	0	0	0	0	0	0	0	0	0:00	0:00	0:00	0:00			
20	GK	LOBANOV Konstantin	M	0	0	0	0	0	0	0	0							
1	GK	IVANOV Mikhail	M	0	0	0	0	0	0	0	0							
<b>Total:</b>				<b>1</b>	<b>1</b>	<b>8</b>	<b>4</b>	<b>1</b>	<b>7</b>	<b>12</b>								
Head Coach:SAMOYLOV Sergey																		

Legend:							
<b>(G)</b>	Goals in tournament	<b>+/-</b>	Plus/minus net	<b>+A</b>	Assistant captain	<b>+C</b>	Captain
<b>A</b>	Assists	<b>AVG</b>	Average time on ice/shift	<b>D</b>	Defence	<b>EQ</b>	Equal strength
<b>ET/Res</b>	Penalty end time/Result of game			<b>F</b>	Forward	<b>G</b>	Goals
<b>GA</b>	Goals against	<b>GDF</b>	Goal difference	<b>GF</b>	Goals for	<b>GK</b>	Goalkeeper
<b>GP</b>	Games played	<b>L</b>	Losses	<b>MIP</b>	Minutes in play(GK)	<b>No</b>	Jersey number
<b>OT</b>	Overtime	<b>OTL</b>	Overtime loss	<b>OTW</b>	Overtime win	<b>PIM</b>	Penalties in minutes
<b>Pos</b>	Position	<b>PP1</b>	Power play -1 player	<b>PPG</b>	Power play goals	<b>PTS</b>	Points
<b>R</b>	Rank	<b>SHF</b>	Number of shifts	<b>SHG</b>	Shorthanded goals	<b>SOG</b>	Shots on goal
<b>SVS</b>	Saves	<b>TOT</b>	Total	<b>TPP</b>	Time on power play	<b>TS</b>	Total shots
<b>W</b>	Wins						

### SHOT CHART

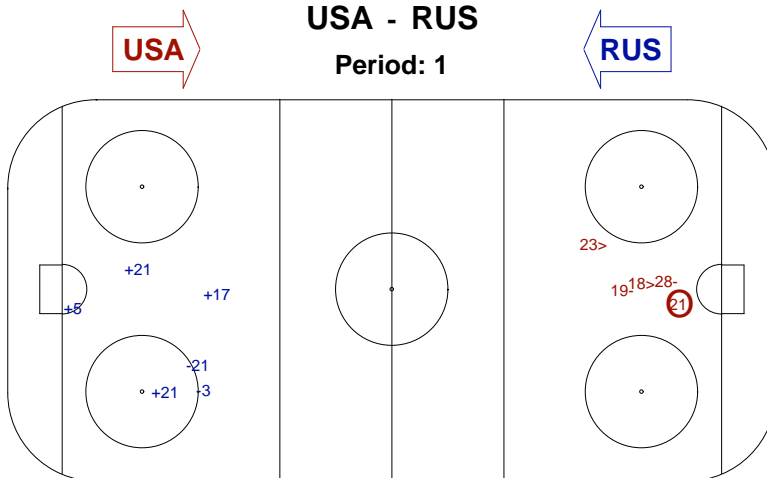
Shots by **RUS**  
Goals (o): 0 SSG (+): 4  
SSP (-): 0 SPG (-): 2



GK 34 of USA

### USA - RUS

Period: 1



Shots by **USA**  
Goals (o): 1 SSG (+): 0  
SSP (>): 2 SPG (-): 2



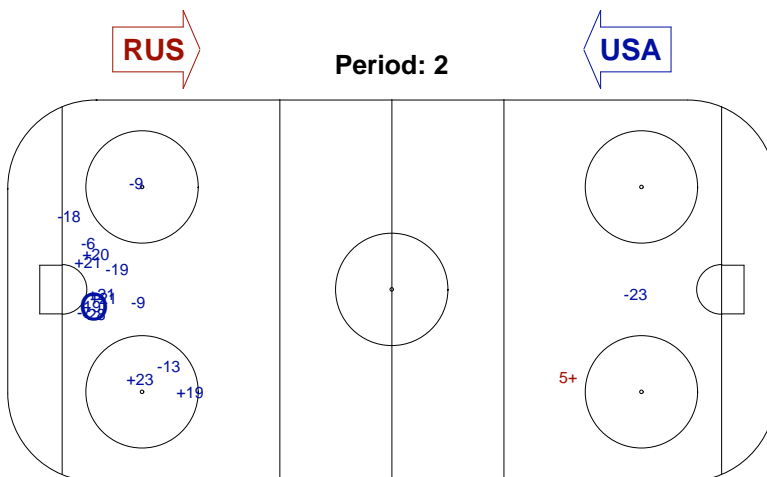
GK 1 of RUS

Shots by **USA**  
Goals (o): 1 SSG (+): 6  
SSP (-): 0 SPG (-): 9




GK 1 of RUS

Period: 2




Shots by **RUS**  
Goals (o): 0 SSG (+): 1  
SSP (>): 0 SPG (-): 0



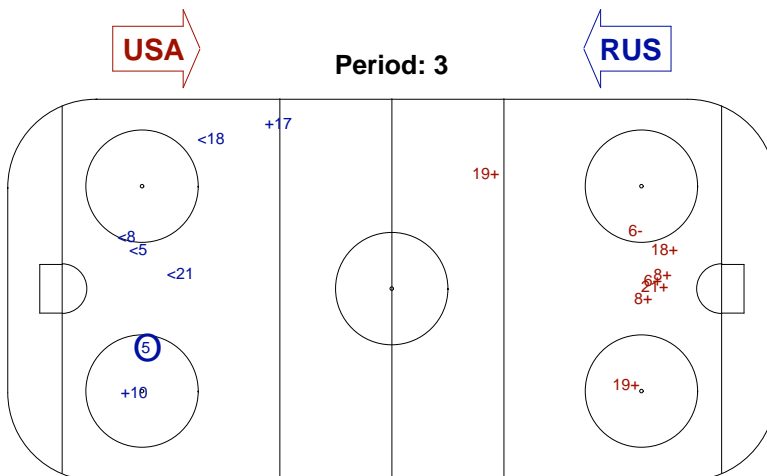
GK 34 of USA

Shots by **RUS**  
Goals (o): 1 SSG (+): 2  
SSP (-): 4 SPG (-): 0




GK 34 of USA

Period: 3



Shots by **USA**  
Goals (o): 0 SSG (+): 7  
SSP (>): 0 SPG (-): 1



GK 1 of RUS

**Legend:**  
ENG Empty net goal    GK Goalkeeper    SPG Shots past goal    SSG Shots saved by goalkeeper    SSP Shots saved by player

FACE OFF CHART

USA - RUS

PERIOD 1

	USA		RUS		USA		RUS		USA		RUS		Total wins all zones
	Def. zone	Att. zone	Neutral zone	Neutral zone	Att. zone	Def. zone	Att. zone	Def. zone	Att. zone	Def. zone	Att. zone		
	-18	+23	+18	-10	-13	+10							
	+8	-23	+13	-23	+13	-23							
	-18	+10	+13	-23	+18	-23							
	+8	-23			+8	-							
	-23	-23			-9	+10							
	+13	-10			+18	-10							
	-8	+23											
Total wins / period	3 / 43%		4 / 57%		3 / 100%		0 / 0%		4 / 67%		2 / 33%		USA: 10 / 63% RUS: 6 / 38%

PERIOD 2

	USA		RUS		USA		RUS		USA		RUS		Total wins all zones
	Def. zone	Att. zone	Neutral zone	Neutral zone	Att. zone	Def. zone	Att. zone	Def. zone	Att. zone	Def. zone	Att. zone		
	-18	-18	-18	+23	+8	-10							
	+18	-23	-8	+10	-8	+23							
			+13	-10	+18	-10							
			+8	-23	-8	+8							
					+18	-10							
Total wins / period	1 / 50%		1 / 50%		2 / 50%		2 / 50%		3 / 60%		2 / 40%		USA: 6 / 55% RUS: 5 / 45%

PERIOD 3

	USA		RUS		USA		RUS		USA		RUS		Total wins all zones
	Def. zone	Att. zone	Neutral zone	Neutral zone	Att. zone	Def. zone	Att. zone	Def. zone	Att. zone	Def. zone	Att. zone		
	+8	-23	-	+10	-18	+10							
	-18	-18	-18	+23	+8	-10							
	-18	-18			+8	-8							
	+13	-8			+18	-10							
					-	+10							
					+8	-8							
					+18	-8							
Total wins / period	2 / 50%		2 / 50%		0 / 0%		2 / 100%		5 / 71%		2 / 29%		USA: 7 / 54% RUS: 6 / 46%



**FACE OFF CHART**

**TOTAL**

	USA		RUS		USA		RUS		Total wins all zones
	Def. zone	Att. zone	Neutral zone	Att. zone	Def. zone	Att. zone	Def. zone		
Total wins / game	6 / 46%	7 / 54%	5 / 56%	4 / 44%	12 / 67%	6 / 33%	23 / 58%	17 / 43%	

**HEAD TO HEAD**

No.	RUS										Tot	wins USA	Dz	Nz	Az	
	8	10	23													
USA	8	2-1	2-1	4-2							13	9 69%	3 75%	1 50%	5 71%	
	9		0-1								1	0 0%			0 0%	
	13	1-0	2-1	3-0							7	6 86%	2 100%	3 100%	1 50%	
	18	1-0	5-2	2-3							16	8 50%	1 17%	1 33%	6 86%	
<b>Tot</b>	5	16	15								40	23 58%	6 46%	5 56%	12 67%	
<b>wins RUS</b>	1 20%	7 44%	5 33%								17 43%					
<b>Dz</b>	1 25%	4 40%	1 33%								6 33%					
<b>Nz</b>		2 50%	2 40%								4 44%					
<b>Az</b>	0 0%	1 50%	2 29%								7 54%					

**Legend:**  
Az Attacking zone Dz Defending zone Nz Neutral zone Tot Total face-offs played



SPART COMPLEX AND PARK

THU  
18 APR 2013  
15:00

ICE SLEDGE HOCKEY

MIXED

SEMIFINALS - GAME X15



---

## BEST PLAYER OF THE GAME

**GAME#** (15) USA - RUS

**HOME TEAM** USA **NAME/#** [21] SALAMONE Alexi

**VISITING TEAM** RUS **NAME/#** [5] VARLAKOV Vasili

## GAME ROSTER

### CAN - CZE

#### Referee(s)

MORRISON Johnathan Michael (USA)

#### Linesmen

BOKAL Scott (USA), CHAE Young-Jin (KOR)

#### Goalkeepers

Team: CAN

No	Name	GP	MIP	GA	SVS	SOGS	SVS%	GAA
30	WATSON Corbin	4	134:06	21	21	100.00	0.00	
22	ST-AMAND Benoit	4	0:00	3	5	82.50	0.75	

Team: CZE

No	Name	GP	MIP	GA	SVS	SOGS	SVS%	GAA
6	VAPENKA Michal	4	195:00	11	54	65	83.08	2.75
64	HULIN Libor	4	15:00	1	4	5	80.00	0.25

#### Team Roster

Team: CAN (RED)

No	Pos	Name	Gn	GP	G	A	PTS	PIM	+/-
4	D	WHITSON Derek	M	4	0	2	2	0	+6
5	F	REMPEL Kevin	M	4	0	1	1	4	+8
7	F	DORION Marc	M	4	2	1	3	2	+2
8	F	MCGREGOR Tyler	M	4	0	0	0	0	+2
9	F	GALE Anthony	M	4	1	0	1	2	
11	D	DIXON Adam +A	M	4	4	3	7	0	+8
12	F	WESTLAKE Greg +C	M	4	5	3	8	4	+9
14	D	ARSENAULT Stephen	M	4	0	0	0	2	+7
18	F	BRIDGES Billy	M	4	1	5	6	20	+10
20	F	LUDWIG Karl	M	4	0	0	0	2	
22	GK	ST-AMAND Benoit	M	4	0	0	0	0	+1
26	F	LAROCQUE Dominic	M	4	1	1	2	0	+2
27	F	BOWDEN Bradley +A	M	4	5	5	10	0	+11
29	D	MURRAY Graeme	M	4	0	2	2	6	+7
30	GK	WATSON Corbin	M	4	0	0	0	0	+15

Team: CZE (WHITE)

No	Pos	Name	Gn	GP	G	A	PTS	PIM	+/-
6	GK	VAPENKA Michal	M	4	0	0	0	0	-7
10	D	BERGER Jiri	M	4	1	0	1	2	-4
21	D	KVOCH Tomas	M	4	0	0	0	0	-4
24	F	SAFRANEK Zdenek +C	M	4	0	0	0	0	-2
26	D	KLIMA Zdenek	M	4	0	0	0	0	-2
29	D	KUBES Pavel +A	M	4	0	0	0	0	-4
30	F	FOJTIK Erik	M	4	0	0	0	6	-3
64	GK	HULIN Libor	M	4	0	0	0	0	-1
65	D	HRBEK Miroslav	M	4	0	1	1	2	-4
74	F	GEIER Michal	M	4	0	0	0	2	-3
75	F	RAUL Jiri	M	4	2	0	2	4	-2
77	F	PALAT David	M	4	1	0	1	2	-2
82	F	HABL Zdenek +A	M	4	0	0	0	2	-5
96	F	KRUPICKA Zdenek	M	4	0	0	0	2	-2

Head Coach: MONDIN Michael

Head Coach: BRIZA Jiri

Legend:							
+/-	Plus/minus net	+A	Assistant captain	+C	Captain	A	Assists
D	Defence	F	Forward	G	Goals	GA	Goals against
GAA	Goals against as average per 60 minutes			GK	Goalkeeper	GP	Games played
MIP	Minutes and seconds played			No	Jersey number	PIM	Penalties in minutes
Pos	Position	PTS	Points	SOG	Shots on goal	SVS	Saves
SVS%	Saves in percentage						

## RESULTS SUMMARY

CAN - CZE 5-0 (0-0) (4-0) (1-0)

Spectators	Referee(s)	Linesmen
	MORRISON Johnathan Michael (USA)	BOKAL Scott (USA), CHAE Young-Jin (KOR)

### Team Statistic

Period	Score	SVS	SOG	PIM	TPP	PPG	SHG
1	0 : 0	1 : 14	14 : 1	0 : 0	00:00 : 00:00	0 : 0	0 : 0
2	4 : 0	1 : 6	10 : 1	2 : 2	02:03 : 00:00	0 : 0	0 : 0
3	1 : 0	4 : 4	5 : 4	4 : 0	00:00 : 07:42	0 : 0	1 : 0
<b>Total:</b>	<b>5 : 0</b>	<b>6 : 24</b>	<b>29 : 6</b>	<b>6 : 2</b>	<b>02:03 : 07:42</b>	<b>0 : 0</b>	<b>1 : 0</b>

### 1st Period

Action	Time	ET/Res	Team	Type	No	Name	(G) Assist By / Action Description
GK	00:00		CAN		22	ST-AMAND B	
GK	00:00		CAN		30	WATSON C	
GK	00:00		CZE		6	VAPENKA M	

### 2nd Period

Action	Time	ET/Res	Team	Type	No	Name	(G) Assist By / Action Description
GK	15:00		CZE		6	VAPENKA M	
GK	15:00		CAN		30	WATSON C	
Goal	18:12	1:0	CAN	EQ	12	WESTLAKE G	(4) 11 DIXON A On ice CAN 30 11 12 14 18 27 CZE 6 10 65 74 75 96
Goal	20:04	2:0	CAN	EQ	12	WESTLAKE G	(5) 18 BRIDGES B On ice CAN 30 4 12 18 27 29 27 BOWDEN B CZE 6 21 65 75 75
Goal	24:56	3:0	CAN	EQ	26	LAROCQUE D	(1) 7 DORION M On ice CAN 30 4 5 7 26 29 CZE 6 10 26 30 77 82
Goal	25:23	4:0	CAN	EQ	7	DORION M	(2) 5 REMPEL K On ice CAN 30 4 5 7 26 29 CZE 6 21 29 30 74 75
GK	26:58		CAN		30	WATSON C	
Penalty	26:58	-	CZE	2 min.	10	BERGER J	Interference / start serving at 29:57
Penalty	30:00	-	CAN	2 min.	18	BRIDGES B	Elbowing

### 3rd Period

Action	Time	ET/Res	Team	Type	No	Name	(G) Assist By / Action Description
GK	30:00		CZE		64	HULIN L	
GK	30:00		CAN		30	WATSON C	
Penalty	35:31	-	CAN	2 min.	29	MURRAY G	Roughing / start serving at 37:51
Penalty	41:09	-	CAN	2 min.	29	MURRAY G	Roughing / start serving at 43:16
Goal	42:13	5:0	CAN	SH1	11	DIXON A	(4) On ice CAN 30 11 12 14 27 CZE 64 10 21 24 30 77

### Goalkeeper Records

Team: CAN - CANADA

No	Name	SOG	SVS	MIP
30	WATSON Corbin	5	5	44:59
22	ST-AMAND Benoit			

Team: CZE - CZECH REPUBLIC

No	Name	SOG	SVS	MIP
6	VAPENKA Michal	20	16	30:00
64	HULIN Libor	5	4	15:00

### Game Statistics

Team: CAN (RED)

No	Pos	Name	Gn	G	A	PIM	Shots					+/-	Time on Ice					
							1	2	3	OT	TS		1	2	3	OT	TOT	SHF
11	D	DIXON Adam +A	M	1	1	0	0	0	2	0	2	+2	6:08	6:55	8:57	22:00	27	00:48
12	F	WESTLAKE Greg +C	M	2	0	0	1	2	1	0	4	+3	5:03	4:44	6:39	16:26	24	00:41
14	D	ARSENAULT Stephen	M	0	0	0	1	0	0	0	1	+2	6:54	5:44	6:55	19:33	25	00:46
18	F	BRIDGES Billy	M	0	1	2	4	1	1	0	6	+2	5:51	5:20	3:39	14:50	22	00:40
27	F	BOWDEN Bradley +A	M	0	1	0	2	1	1	0	4	+3	5:00	4:50	6:05	15:55	22	00:43
4	D	WHITSON Derek	M	0	0	0	1	0	0	0	1	+3	7:51	6:28	7:13	21:32	27	00:47
8	F	MCGREGOR Tyler	M	0	0	0	0	1	0	0	1		4:50	4:20	2:17	11:27	13	00:52

## RESULTS SUMMARY

### Game Statistics

Team: CAN (RED)																		
No	Pos	Name	Gn	G	A	PIM	Shots					+/-	Time on Ice					
							1	2	3	OT	TS		1	2	3	OT	TOT	SHF
9	F	GALE Anthony	M	0	0	0	1	0	0	0	1	4:58	4:40	4:51	14:29	16	00:54	
26	F	LAROCQUE Dominic	M	1	0	0	1	2	0	0	3	+2	3:55	6:08	3:49	13:52	18	00:46
29	D	MURRAY Graeme	M	0	0	4	1	0	0	0	1	+3	8:00	6:19	4:38	18:57	25	00:45
5	F	REMPPEL Kevin	M	0	1	0	0	1	0	0	1	+2	4:09	5:05	4:00	13:14	17	00:46
7	F	DORION Marc	M	1	1	0	2	2	0	0	4	+2	4:30	5:49	3:49	14:08	18	00:47
20	F	LUDWIG Karl	M	0	0	0	0	0	0	0	0	4:10	2:45	2:17	9:12	13	00:42	
30	GK	WATSON Corbin	M	0	0	0	0	0	0	0	0							
22	GK	ST-AMAND Benoit	M	0	0	0	0	0	0	0	0							
<b>Total:</b>				<b>5</b>	<b>5</b>	<b>6</b>	<b>14</b>	<b>10</b>	<b>5</b>	<b>29</b>								
Head Coach:MONDIN Michael																		

### Game Statistics

Team: CZE (WHITE)																		
No	Pos	Name	Gn	G	A	PIM	Shots					+/-	Time on Ice					
							1	2	3	OT	TS		1	2	3	OT	TOT	SHF
21	D	KVOCH Tomas	M	0	0	0	0	0	1	0	1	-3	7:29	8:14	5:03	20:46	27	00:46
24	F	SAFRANEK Zdenek +C	M	0	0	0	0	0	0	0	0	-1	2:56	1:50	4:41	9:27	16	00:35
29	D	KUBES Pavel +A	M	0	0	0	0	0	1	0	1	-1	7:16	6:27	4:41	18:24	23	00:48
77	F	PALAT David	M	0	0	0	0	0	0	0	0	-2	4:02	4:54	4:19	13:15	16	00:49
82	F	HABL Zdenek +A	M	0	0	0	0	0	1	0	1	-1	5:33	7:41	5:35	18:49	22	00:51
10	D	BERGER Jiri	M	0	0	2	0	0	0	0	0	-3	6:06	7:07	8:56	22:09	24	00:55
30	F	FOJTIK Erik	M	0	0	0	0	0	0	0	0	-3	8:58	5:15	7:52	22:05	26	00:50
65	D	HRBEK Miroslav	M	0	0	0	0	0	0	0	0	-2	5:13	6:34	8:09	19:56	20	00:59
74	F	GEIER Michal	M	0	0	0	1	1	1	0	3	-2	9:44	4:22	7:14	21:20	25	00:51
75	F	RAUL Jiri	M	0	0	0	0	0	0	0	0	-3	7:42	5:35	3:37	16:54	18	00:56
26	D	KLIMA Zdenek	M	0	0	0	0	0	0	0	0	-1	0:00	2:02	2:46	4:48	7	00:41
96	F	KRUPICKA Zdenek	M	0	0	0	0	0	0	0	0	-1	4:03	6:23	3:29	13:55	16	00:52
6	GK	VAPENKA Michal	M	0	0	0	0	0	0	0	0							
64	GK	HULIN Libor	M	0	0	0	0	0	0	0	0							
<b>Total:</b>				<b>0</b>	<b>0</b>	<b>2</b>	<b>1</b>	<b>1</b>	<b>4</b>	<b>6</b>								
Head Coach:BRIZA Jiri																		

Legend:							
<b>(G)</b>	Goals in tournament	<b>+/-</b>	Plus/minus net	<b>+A</b>	Assistant captain	<b>+C</b>	Captain
<b>A</b>	Assists	<b>AVG</b>	Average time on ice/shift	<b>D</b>	Defence	<b>EQ</b>	Equal strength
<b>ET/Res</b>	Penalty end time/Result of game			<b>F</b>	Forward	<b>G</b>	Goals
<b>GA</b>	Goals against	<b>GDF</b>	Goal difference	<b>GF</b>	Goals for	<b>GK</b>	Goalkeeper
<b>GP</b>	Games played	<b>L</b>	Losses	<b>MIP</b>	Minutes in play(GK)	<b>No</b>	Jersey number
<b>OT</b>	Overtime	<b>OTL</b>	Overtime loss	<b>OTW</b>	Overtime win	<b>PIM</b>	Penalties in minutes
<b>Pos</b>	Position	<b>PP1</b>	Power play -1 player	<b>PPG</b>	Power play goals	<b>PTS</b>	Points
<b>R</b>	Rank	<b>SHF</b>	Number of shifts	<b>SHG</b>	Shorthanded goals	<b>SOG</b>	Shots on goal
<b>SVS</b>	Saves	<b>TOT</b>	Total	<b>TPP</b>	Time on power play	<b>TS</b>	Total shots
<b>W</b>	Wins						

### SHOT CHART

Shots by **CZE**  
Goals (o): 0 SSG (+): 1  
SSP (-): 0 SPG (-): 0



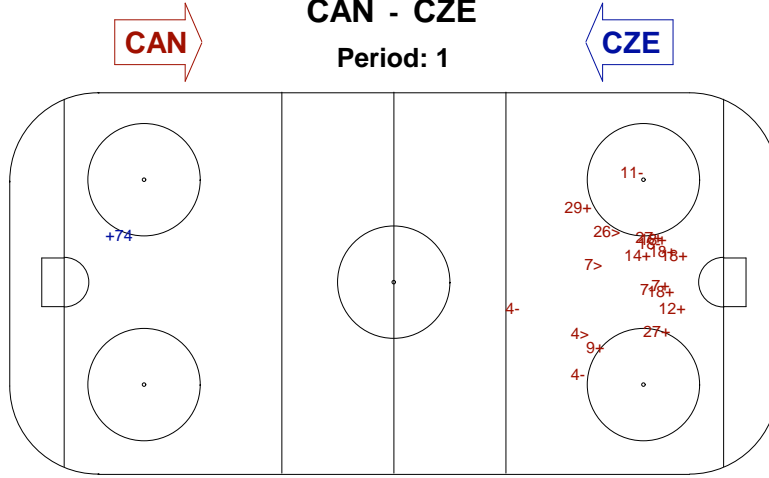
GK 22 of CAN



GK 30 of CAN

**CAN - CZE**

Period: 1




Shots by **CAN**  
Goals (o): 0 SSG (+): 11  
SSP (-): 3 SPG (-): 5



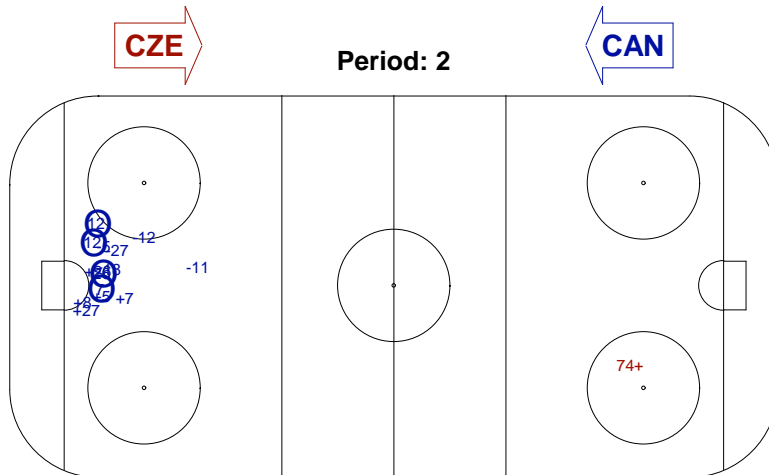
GK 6 of CZE

Shots by **CAN**  
Goals (o): 4 SSG (+): 5  
SSP (-): 1 SPG (-): 4



GK 6 of CZE

Period: 2




Shots by **CZE**  
Goals (o): 0 SSG (+): 1  
SSP (-): 0 SPG (-): 0



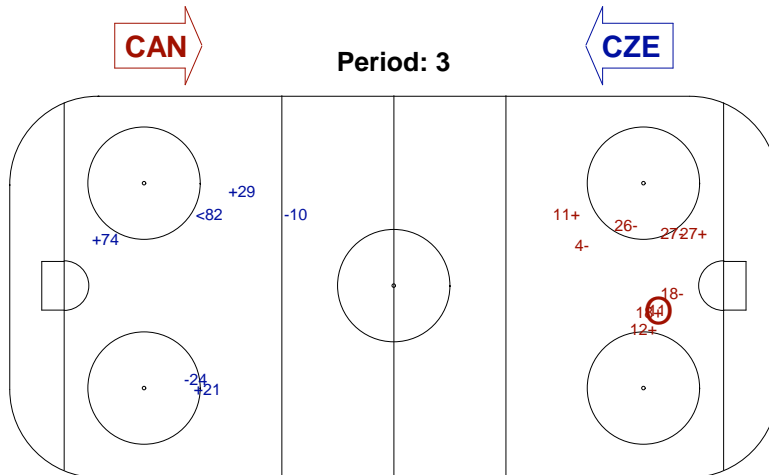
GK 30 of CAN

Shots by **CZE**  
Goals (o): 0 SSG (+): 3  
SSP (-): 1 SPG (-): 2




GK 30 of CAN

Period: 3



Shots by **CAN**  
Goals (o): 1 SSG (+): 4  
SSP (-): 0 SPG (-): 4



GK 64 of CZE

**Legend:**  
ENG Empty net goal    GK Goalkeeper    SPG Shots past goal    SSG Shots saved by goalkeeper    SSP Shots saved by player



FACE OFF CHART

TOTAL

	<b>CAN</b>	<b>CZE</b>	<b>CAN</b>	<b>CZE</b>	<b>CAN</b>	<b>CZE</b>	Total wins all zones	
	Def. zone	Att. zone	Neutral zone		Att. zone	Def. zone	<b>CAN</b>	<b>CZE</b>
Total wins / game	6 / 35%	11 / 65%	10 / 71%	4 / 29%	10 / 53%	9 / 47%	26 / 52%	24 / 48%

HEAD TO HEAD

		CZE									Tot	wins CAN	Dz	Nz	Az
No.		24	30	75	77	82	96								
<b>CAN</b>	5					0-1					1	0 0%	0 0%		
	7	1-0		1-0		4-4					13	8 62%	0 0%	4 67%	4 67%
	9		2-3			3-0	0-1				9	5 56%	0 0%	2 100%	3 50%
	12					3-0					4	3 75%	2 67%	1 100%	
	18		5-3		1-0	3-0					14	10 71%	4 80%	3 75%	3 60%
	26										1	0 0%	0 0%		
	<b>Tot</b>		1	19	1	1	20	1			50	26 52%	6 35%	10 71%	10 53%
<b>wins CZE</b>		0 0%	8 42%	0 0%	0 0%	7 35%	1 100%			24 48%					
<b>Dz</b>		0 0%	5 63%		0 0%	3 50%	1 100%			9 47%					
<b>Nz</b>			2 67%	0 0%		2 22%				4 29%					
<b>Az</b>			1 13%			2 40%				11 65%					

<b>Legend:</b>	<b>Az</b> Attacking zone	<b>Dz</b> Defending zone	<b>Nz</b> Neutral zone	<b>Tot</b> Total face-offs played
----------------	--------------------------	--------------------------	------------------------	-----------------------------------





SPART COMPLEX AND PARK

THU  
18 APR 2013  
18:30

ICE SLEDGE HOCKEY

MIXED

SEMIFINALS - GAME X16



---

## BEST PLAYER OF THE GAME

**GAME#** (16) CAN - CZE

**HOME TEAM** CAN **NAME/#** [7] DORION Marc

**VISITING TEAM** CZE **NAME/#** [29] KUBES Pavel

## GAME ROSTER

### KOR - SWE

#### Referee(s)

SAMOYLOV Igor (RUS)

#### Linesmen

HELTMAN Tomasz (POL), RICHARDSON Steven (NOR)

#### Goalkeepers

Team: KOR

No	Name	GP	MIP	GA	SVS	SOGS	SVS%	GAA
31	YU Man Gyun	4	127:12	11	32	43	74.42	2.75
74	CHUNG Young Hoon	4	08:20		6	6	100.00	0.00

Team: SWE

No	Name	GP	MIP	GA	SVS	SOGS	SVS%	GAA
5	NILSSON Ulf	4	162:34	10	36	46	78.26	2.50
14	JONSSON Kenth	4	15:33	2	6	8	75.00	0.50

#### Team Roster

Team: KOR (WHITE)

No	Pos	Name	Gn	GP	G	A	PTS	PIM	+/-
7	F	SHIN Kyoung Moon	M	1	0	0	0	0	
10	D	CHO Young Jae	M	4	0	0	0	2	-4
12	F	KIM Young Sung	M	4	1	0	1	4	-5
14	F	JUNG Seung Hwan	M	4	1	1	2	2	-6
20	D	JANG Dong Shin	M	4	1	0	1	6	-3
23	F	LEE Yong Min	M	4	0	0	0	8	-3
27	F	CHO Byeong Seok	M	4	0	0	0	2	-4
28	F	LEE Jong Kyung +A	M	4	0	0	0	2	-5
31	GK	YU Man Gyun	M	4	0	0	0	0	-8
49	D	LEE Young Min	M	2	0	0	0	0	
55	F	JANG Jong Ho +A	M	4	0	2	2	0	+1
68	D	HAN Min Su +C	M	4	0	0	0	2	-4
74	GK	CHUNG Young Hoon	M	4	0	0	0	0	
88	F	PARK Sang Hyeon	M	4	0	0	0	2	
90	D	PARK Woo Chul	M	4	0	0	0	0	-4

Team: SWE (BLUE)

No	Pos	Name	Gn	GP	G	A	PTS	PIM	+/-
3	D	INGVARSSON Niklas	M	4	0	1	1	4	-8
4	F	ANDERSON Aron	M	4	0	1	1	0	-10
5	GK	NILSSON Ulf	M	4	0	0	0	0	-8
8	F	KASPERI Per +A	M	4	1	0	1	6	-7
11	D	LUNDGREN Rasmus +C	M	4	1	0	1	0	-7
14	GK	JONSSON Kenth	M	4	0	0	0	0	-2
18	F	OJALA Peter	M	4	0	0	0	0	-2
19	F	WISTRAND Anders	M	4	0	0	0	0	-2
20	F	RAKOS Niklas +A	M	4	0	0	0	2	-7
21	D	HOLM Marcus	M	4	0	0	0	2	-5

Head Coach: CHUN Jung Kook

Head Coach: LUNDGREN Jorgen

Legend:							
+/-	Plus/minus net	+A	Assistant captain	+C	Captain	A	Assists
D	Defence	F	Forward	G	Goals	GA	Goals against
GAA	Goals against as average per 60 minutes			GK	Goalkeeper	GP	Games played
MIP	Minutes and seconds played			No	Jersey number	PIM	Penalties in minutes
Pos	Position	PTS	Points	SOG	Shots on goal	SVS	Saves
SVS%	Saves in percentage						

## RESULTS SUMMARY

KOR - SWE 5-0 (3-0) (1-0) (1-0)

Spectators	Referee(s)	Linesmen
	SAMOYLOV Igor (RUS)	HELTMAN Tomasz (POL), RICHARDSON Steven (NOR)

### Team Statistic

Period	Score	SVS	SOG	PIM	TPP	PPG	SHG
1	3 : 0	1 : 6	9 : 1	0 : 2	02:04 : 00:00	0 : 0	0 : 0
2	1 : 0	4 : 6	7 : 4	27 : 8	05:10 : 05:04	0 : 0	1 : 0
3	1 : 0	2 : 8	9 : 2	2 : 2	01:23 : 02:03	0 : 0	0 : 0
<b>Total:</b>	<b>5 : 0</b>	<b>7 : 20</b>	<b>25 : 7</b>	<b>29 : 12</b>	<b>08:37 : 07:07</b>	<b>0 : 0</b>	<b>1 : 0</b>

### 1st Period

Action	Time	ET/Res	Team	Type	No	Name	(G)	Assist By / Action Description
GK	00:00		KOR		74	CHUNG YH		
GK	00:00		SWE		5	NILSSON U		
<b>Goal</b>	<b>02:39</b>	<b>1:0</b>	<b>KOR</b>	<b>EQ</b>	<b>10</b>	<b>CHO YJ</b>	(1)	On ice KOR 74 10 12 23 27 68 SWE 5 3 4 11 20 21
Penalty	03:20	-	SWE	2 min.	8	KASPERI P		Teeing / start serving at 06:46
<b>Goal</b>	<b>11:48</b>	<b>2:0</b>	<b>KOR</b>	<b>EQ</b>	<b>23</b>	<b>LEE YM</b>	(1)	27 CHO BS On ice KOR 74 10 12 20 23 27 SWE 5 3 4 11 18 21
<b>Goal</b>	<b>12:33</b>	<b>3:0</b>	<b>KOR</b>	<b>EQ</b>	<b>14</b>	<b>JUNG SH</b>	(2)	55 JANG JH On ice KOR 74 14 28 55 68 90 68 HAN MS SWE 5 3 4 11 18 20

### 2nd Period

Action	Time	ET/Res	Team	Type	No	Name	(G)	Assist By / Action Description
GK	15:00		SWE		14	JONSSON K		
GK	15:00		KOR		74	CHUNG YH		
GK	15:00		SWE		5	NILSSON U		
Penalty	17:24	-	SWE	2 min.	4	ANDERSON A		Teeing
Penalty	20:34	-	KOR	2 min.	14	JUNG SH		Charging
Penalty	23:14	-	SWE	2 min.	4	ANDERSON A		Teeing
Penalty	24:10	-	SWE	2 min.	3	INGVARSSON N		Interference
Penalty	26:55	-	KOR	5 min.	12	KIM YS		Butt-Ending Served by: 88 PARK SH
Penalty	26:55	-	KOR	20 min.	12	KIM YS		Butt-Ending
<b>Goal</b>	<b>28:06</b>	<b>4:0</b>	<b>KOR</b>	<b>SH1</b>	<b>14</b>	<b>JUNG SH</b>	(3)	On ice KOR 74 10 14 20 28 SWE 5 3 4 8 11 21
Penalty	29:51	-	SWE	2 min.	21	HOLM M		Interference

### 3rd Period

Action	Time	ET/Res	Team	Type	No	Name	(G)	Assist By / Action Description
GK	30:00		KOR		74	CHUNG YH		
GK	30:00		SWE		14	JONSSON K		
GK	30:57		KOR		74	CHUNG YH		
Penalty	32:18	-	KOR	2 min.	90	PARK WC		Roughing / start serving at 34:28
<b>Goal</b>	<b>36:41</b>	<b>5:0</b>	<b>KOR</b>	<b>EQ</b>	<b>27</b>	<b>CHO BS</b>	(1)	14 JUNG SH On ice KOR 74 10 14 27 55 68 SWE 14 3 4 8 11 20
Penalty	43:37	-	SWE	2 min.	3	INGVARSSON N		Teeing

### Goalkeeper Records

Team: KOR - KOREA				
No	Name	SOG	SVS	MIP
74	CHUNG Young Hoon	7	7	45:00
31	YU Man Gyun			

Team: SWE - SWEDEN				
No	Name	SOG	SVS	MIP
5	NILSSON Ulf	15	11	30:00
14	JONSSON Kenth	7	6	15:00

## RESULTS SUMMARY

### Game Statistics

Team: KOR (WHITE)																		
No	Pos	Name	Gn	G	A	PIM	Shots					+/-	Time on Ice					
							1	2	3	OT	TS		1	2	3	OT	TOT	SHF
10	D	CHO Young Jae	M	1	0	0	1	3	0	0	4	+4	7:37	7:39	7:54	23:10	18	01:17
14	F	JUNG Seung Hwan	M	2	1	2	1	2	2	0	5	+3	8:24	8:43	2:58	20:05	14	01:26
20	D	JANG Dong Shin	M	0	0	0	0	0	0	0	0	+2	8:01	6:41	2:18	17:00	11	01:32
28	F	LEE Jong Kyung +A	M	0	0	0	0	0	1	0	1	+2	7:50	9:02	9:56	26:48	18	01:29
55	F	JANG Jong Ho +A	M	0	1	0	1	0	1	0	2	+2	7:21	4:08	4:23	15:52	10	01:35
12	F	KIM Young Sung	M	0	0	25	1	1	0	0	2	+2	4:03	4:41	0:00	8:44	7	01:14
23	F	LEE Yong Min	M	1	0	0	1	0	1	0	2	+2	3:33	4:31	4:18	12:22	13	00:57
27	F	CHO Byeong Seok	M	1	1	0	0	0	1	0	1	+3	5:09	8:04	3:26	16:39	14	01:11
68	D	HAN Min Su +C	M	0	1	0	1	0	3	0	4	+3	6:02	6:43	4:28	17:13	16	01:04
90	D	PARK Woo Chul	M	0	0	2	3	1	0	0	4	+1	6:26	8:13	7:12	21:51	15	01:27
7	F	SHIN Kyoung Moon	M	0	0	0	0	0	0	0	0		2:25	0:00	4:41	7:06	6	01:11
49	D	LEE Young Min	M	0	0	0	0	0	0	0	0		2:23	0:00	7:28	9:51	6	01:38
88	F	PARK Sang Hyeon	M	0	0	0	0	0	0	0	0		2:24	0:00	11:01	13:25	10	01:20
31	GK	YU Man Gyun	M	0	0	0	0	0	0	0	0							
74	GK	CHUNG Young Hoon	M	0	0	0	0	0	0	0	0							
<b>Total:</b>				<b>5</b>	<b>4</b>	<b>29</b>	<b>9</b>	<b>7</b>	<b>9</b>	<b>25</b>								
Head Coach:CHUN Jung Kook																		

### Game Statistics

Team: SWE (BLUE)																		
No	Pos	Name	Gn	G	A	PIM	Shots					+/-	Time on Ice					
							1	2	3	OT	TS		1	2	3	OT	TOT	SHF
3	D	INGVARSSON Niklas	M	0	0	4	0	2	1	0	3	-5	14:34	13:00	13:28	41:02	10	04:06
4	F	ANDERSON Aron	M	0	0	4	0	0	0	0	0	-5	14:50	10:47	14:51	40:28	11	03:40
11	D	LUNDGREN Rasmus +C	M	0	0	0	0	0	0	0	0	-5	8:53	12:12	9:28	30:33	14	02:10
20	F	RAKOS Niklas +A	M	0	0	0	0	0	1	0	1	-3	13:18	9:55	6:22	29:35	12	02:27
21	D	HOLM Marcus	M	0	0	2	0	1	0	0	1	-3	11:59	13:21	12:31	37:51	13	02:54
8	F	KASPERI Per +A	M	0	0	2	1	1	0	0	2	-2	5:45	7:50	7:44	21:19	12	01:46
18	F	OJALA Peter	M	0	0	0	0	0	0	0	0	-2	2:48	1:18	5:57	10:03	8	01:15
19	F	WISTRAND Anders	M	0	0	0	0	0	0	0	0		0:00	0:00	0:00	0:00	1	00:00
14	GK	JONSSON Kenth	M	0	0	0	0	0	0	0	0							
5	GK	NILSSON Ulf	M	0	0	0	0	0	0	0	0							
<b>Total:</b>				<b>0</b>	<b>0</b>	<b>12</b>	<b>1</b>	<b>4</b>	<b>2</b>	<b>7</b>								
Head Coach:LUNDGREN Jorgen																		

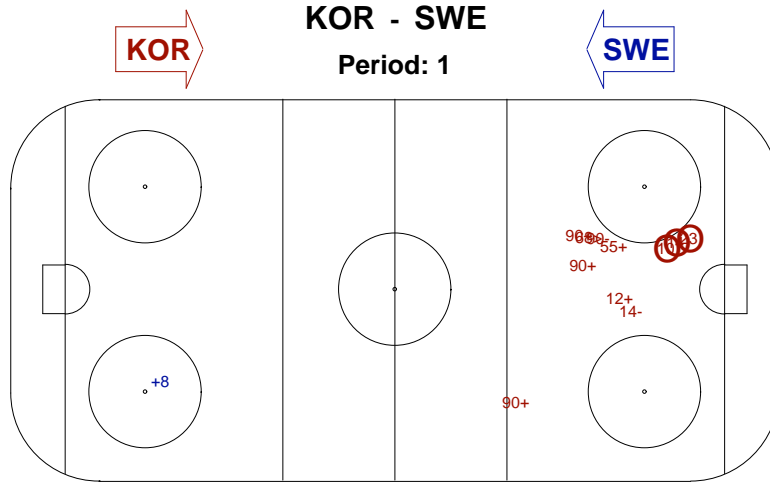
Legend:							
<b>(G)</b>	Goals in tournament	<b>+/-</b>	Plus/minus net	<b>+A</b>	Assistant captain	<b>+C</b>	Captain
<b>A</b>	Assists	<b>AVG</b>	Average time on ice/shift	<b>D</b>	Defence	<b>EQ</b>	Equal strength
<b>ET/Res</b>	Penalty end time/Result of game			<b>F</b>	Forward	<b>G</b>	Goals
<b>GA</b>	Goals against	<b>GDF</b>	Goal difference	<b>GF</b>	Goals for	<b>GK</b>	Goalkeeper
<b>GP</b>	Games played	<b>L</b>	Losses	<b>MIP</b>	Minutes in play(GK)	<b>No</b>	Jersey number
<b>OT</b>	Overtime	<b>OTL</b>	Overtime loss	<b>OTW</b>	Overtime win	<b>PIM</b>	Penalties in minutes
<b>Pos</b>	Position	<b>PP1</b>	Power play -1 player	<b>PPG</b>	Power play goals	<b>PTS</b>	Points
<b>R</b>	Rank	<b>SHF</b>	Number of shifts	<b>SHG</b>	Shorthanded goals	<b>SOG</b>	Shots on goal
<b>SVS</b>	Saves	<b>TOT</b>	Total	<b>TPP</b>	Time on power play	<b>TS</b>	Total shots
<b>W</b>	Wins						

### SHOT CHART

Shots by **SWE**  
Goals (o): 0 SSG (+): 1  
SSP (-): 0 SPG (-): 0



GK 74 of KOR




Shots by **KOR**  
Goals (o): 3 SSG (+): 5  
SSP (-): 1 SPG (-): 2

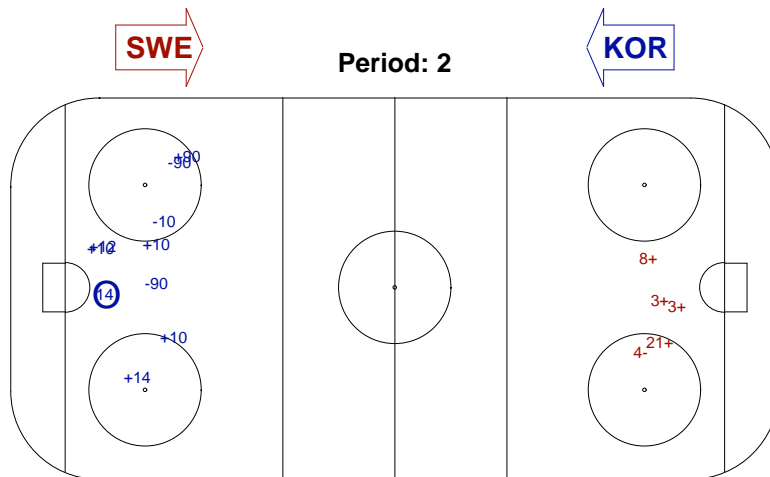


GK 5 of SWE

Shots by **KOR**  
Goals (o): 1 SSG (+): 6  
SSP (-): 0 SPG (-): 3



GK 14 of SWE




Shots by **SWE**  
Goals (o): 0 SSG (+): 4  
SSP (-): 0 SPG (-): 1

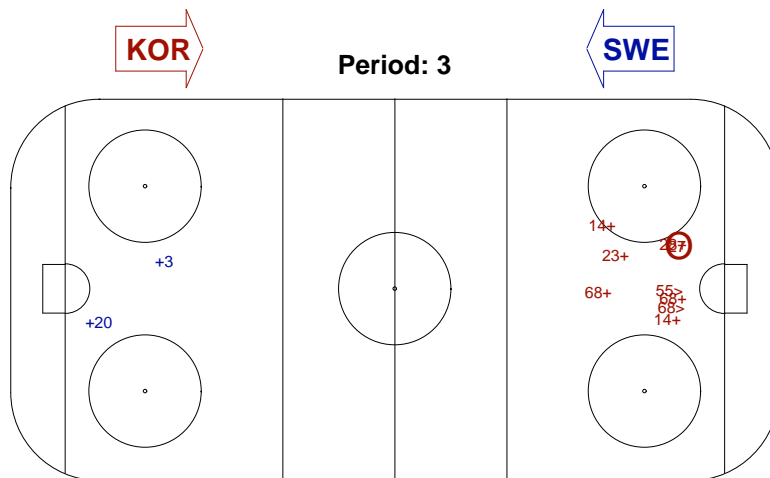


GK 74 of KOR

Shots by **SWE**  
Goals (o): 0 SSG (+): 2  
SSP (-): 0 SPG (-): 0



GK 74 of KOR



Shots by **KOR**  
Goals (o): 1 SSG (+): 6  
SSP (-): 2 SPG (-): 0



GK 14 of SWE

**Legend:**  
ENG Empty net goal    GK Goalkeeper    SPG Shots past goal    SSG Shots saved by goalkeeper    SSP Shots saved by player

FACE OFF CHART

KOR - SWE

PERIOD 1

	KOR		SWE		KOR		SWE		KOR		SWE		Total wins all zones
	Def. zone	Att. zone	Neutral zone	Neutral zone	Att. zone	Def. zone	Att. zone	Def. zone	Att. zone	Def. zone	Att. zone		
	-27	+4	+27	-21	+27	-18	+27	-18	+27	-18	-		Total wins all zones
	-21	-21	-28	+21	+55	-	+55	-	+27	-21	-		
	+28	-			+27	-21	+27	-21	-55	+3	+3		
	-11	-11			-55	+3	-55	+3					
Total wins / period	1 / 25%	3 / 75%	1 / 50%	1 / 50%	3 / 75%	1 / 25%	3 / 75%	1 / 25%	5 / 50%	5 / 50%	5 / 50%	5 / 50%	

PERIOD 2

	KOR		SWE		KOR		SWE		KOR		SWE		Total wins all zones
	Def. zone	Att. zone	Neutral zone	Neutral zone	Att. zone	Def. zone	Att. zone	Def. zone	Att. zone	Def. zone	Att. zone		
	-28	-28	-27	+21	+28	-4	+28	-4	+28	-21	-21		Total wins all zones
	-	+4	+28	-21	+28	-21	+28	-21	+28	-21	-21		
	+27	-4	+28	-21	+28	-21	+28	-21	-55	+3	+3		
	+27	-21	+28	-21	-27	+21	-27	+21					
Total wins / period	2 / 50%	2 / 50%	3 / 60%	2 / 40%	3 / 60%	2 / 40%	3 / 60%	2 / 40%	8 / 57%	6 / 43%	8 / 57%	6 / 43%	

PERIOD 3

	KOR		SWE		KOR		SWE		KOR		SWE		Total wins all zones
	Def. zone	Att. zone	Neutral zone	Neutral zone	Att. zone	Def. zone	Att. zone	Def. zone	Att. zone	Def. zone	Att. zone		
	-49	-49	-	+21	-49	+8	-49	+8	+55	-11	-11		Total wins all zones
	+27	-21	+28	-21	+55	-11	+55	-11	-55	+11	+11		
	+55	-4	+28	-4	-55	+11	-55	+11	+55	-4	-4		
	-3	-3			+55	-4	+55	-4	+27	-	-		
	+28	-4			+27	-	+27	-	-28	+21	+21		
	+27	-21			-28	+21	-28	+21					
	-4	-4											
	+27	-											
	-4	-4											
Total wins / period	6 / 60%	4 / 40%	2 / 67%	1 / 33%	3 / 50%	3 / 50%	3 / 50%	3 / 50%	11 / 58%	8 / 42%	11 / 58%	8 / 42%	

FACE OFF CHART

TOTAL

	<b>KOR</b> Def. zone	<b>SWE</b> Att. zone	<b>KOR</b> Neutral zone	<b>SWE</b> Neutral zone	<b>KOR</b> Att. zone	<b>SWE</b> Def. zone	Total wins all zones
Total wins / game	9 / 50%	9 / 50%	6 / 60%	4 / 40%	9 / 60%	6 / 40%	<b>KOR</b> 24 / 56%
							<b>SWE</b> 19 / 44%

HEAD TO HEAD

		SWE										Tot	wins KOR	Dz	Nz	Az		
No.		3	4	8	11	18	21											
KOR	27		1-1			1-0	5-2					12	9 75%	5 83%	1 50%	3 75%		
	28		3-0				6-3					15	11 73%	3 75%	5 71%	3 75%		
	49				0-1							2	0 0%	0 0%		0 0%		
	55	0-2	2-0		1-1							7	4 57%	1 100%		3 50%		
	<b>Tot</b>	3	10	1	3	1	18					43	24 56%	9 50%	6 60%	9 60%		
	<b>wins SWE</b>	2 67%	2 20%	1 100%	1 33%	0 0%	6 33%					19 44%						
	<b>Dz</b>	2 100%	0 0%	1 100%	1 50%	0 0%	2 40%					6 40%						
	<b>Nz</b>		0 0%				4 44%					4 40%						
	<b>Az</b>	0 0%	2 29%		0 0%		0 0%					9 50%						

<b>Legend:</b>	<b>Az</b> Attacking zone	<b>Dz</b> Defending zone	<b>Nz</b> Neutral zone	<b>Tot</b> Total face-offs played
----------------	--------------------------	--------------------------	------------------------	-----------------------------------



SPART COMPLEX AND PARK

ICE SLEDGE HOCKEY



FRI  
19 APR 2013  
15:00

MIXED

RELEGATION (7-8) - GAME X17

---

## BEST PLAYER OF THE GAME

**GAME#** (17) KOR - SWE

**HOME TEAM** KOR **NAME/#** [10] CHO Young Jae

**VISITING TEAM** SWE **NAME/#** [21] HOLM Marcus



## GAME ROSTER

### NOR - ITA

#### Referee(s)

WEBINGER Kevin (CAN)

#### Linesmen

CLARK Matt (CAN), KIM Tae-Ho (KOR)

#### Goalkeepers

Team: NOR

No	Name	GP	MIP	GA	SVS	SOGS	SVS%	GAA
2	BUEN Kristian	4	157:27	6	51	57	89.47	1.50
18	HAMAR Kjell Christian	4	20:55	5	5	10	50.00	1.25

Team: ITA

No	Name	GP	MIP	GA	SVS	SOGS	SVS%	GAA
1	STILLITANO Santino	4	76:38	6	26	32	81.25	1.50
15	ARAUDO Gabriele	4	55:12	2	28	30	93.33	0.50

#### Team Roster

Team: NOR (RED)

No	Pos	Name	Gn	GP	G	A	PTS	PIM	+/-
2	GK	BUEN Kristian	M	4	0	0	0	0	-1
3	D	PEDERSEN Rolf Einar	M	4	2	0	2	2	-2
7	D	HAGEN Eskil	M	4	1	2	3	0	-3
8	D	SVEE Stig Tore +C	M	4	0	0	0	2	-5
9	D	VAERNES Morten +A	M	4	0	0	0	2	-6
10	F	RIVERA Tor	M	3	0	0	0	0	-2
12	F	BOGLE Magnus	M	4	0	0	0	2	-1
13	F	ROYNE Kjell Vidal	M	4	0	1	1	2	-7
15	F	SORHEIM Emil	M	4	0	1	1	0	-1
16	D	NORDSTOGA Knut Andre	M	4	0	0	0	0	-2
18	GK	HAMAR Kjell Christian	M	4	0	0	0	0	-5
20	F	HAMRE Martin F.	M	4	0	0	0	2	+1
21	D	AUSTEVOLL Ole Bjarte	M	4	0	0	0	2	-2
22	F	BAKKE Audun	M	4	2	0	2	0	+1
23	F	KLAKEGG Jan Roger +A	M	4	0	1	1	2	-4

Team: ITA (WHITE)

No	Pos	Name	Gn	GP	G	A	PTS	PIM	+/-
1	GK	STILLITANO Santino	M	4	0	0	0	0	-4
3	D	ROSA Gianluigi	M	4	1	0	1	12	-3
5	F	PLANKER Florian +A	M	4	1	0	1	8	-4
6	D	CAVALIERE Gianluca +A	M	4	0	1	1	0	-2
7	F	WINKLER Werner	M	4	0	0	0	0	-4
8	D	RADICE Roberto	M	4	0	0	0	0	-2
14	D	BALOSSETTI Bruno	M	4	0	0	0	0	-2
15	GK	ARAUDO Gabriele	M	4	0	0	0	0	0
16	F	CHIAROTTI Andrea +C	M	4	1	0	1	2	-5
18	F	MACRI Andrea	M	4	0	0	0	2	0
68	F	CORVINO Valerio	M	4	1	0	1	4	0
69	D	CONDELLO Giuseppe	M	4	0	0	0	2	0
73	F	LEPERDI Gregory	M	4	0	1	1	2	+1

Head Coach: HAGLUND Morten

Head Coach: DA RIN DE LORENZO Massimo

Legend:							
+/-	Plus/minus net	+A	Assistant captain	+C	Captain	A	Assists
D	Defence	F	Forward	G	Goals	GA	Goals against
GAA	Goals against as average per 60 minutes			GK	Goalkeeper	GP	Games played
MIP	Minutes and seconds played			No	Jersey number	PIM	Penalties in minutes
Pos	Position	PTS	Points	SOG	Shots on goal	SVS	Saves
SVS%	Saves in percentage						

## RESULTS SUMMARY

NOR - ITA 2-1 (0-0) (0-1) (1-0) (0-0) (1-0)

Spectators	Referee(s)	Linesmen
	WEBINGER Kevin (CAN)	CLARK Matt (CAN), KIM Tae-Ho (KOR)

### Team Statistic

Period	Score	SVS	SOG	PIM	TPP	PPG	SHG
1	0 : 0	6 : 3	3 : 6	2 : 0	00:00 : 02:13	0 : 0	0 : 0
2	0 : 1	4 : 5	5 : 5	0 : 2	02:07 : 00:00	0 : 0	0 : 0
3	1 : 0	4 : 5	6 : 4	4 : 0	00:00 : 04:18	0 : 0	0 : 0
OT	0 : 0	4 : 4	4 : 4	0 : 0	00:00 : 00:00	0 : 0	0 : 0
GWS	1 : 0	0 : 0	1 : 0	0 : 0	00:00 : 00:00	0 : 0	0 : 0
<b>Total:</b>	<b>2 : 1</b>	<b>18 : 17</b>	<b>19 : 19</b>	<b>6 : 2</b>	<b>02:07 : 06:31</b>	<b>0 : 0</b>	<b>0 : 0</b>

### 1st Period

Action	Time	ET/Res	Team	Type	No	Name	(G) Assist By / Action Description
GK	00:00		ITA		1	STILLITANO S	
GK	00:00		NOR		2	BUEN K	
Penalty	08:45	-	NOR	2 min.	7	HAGEN E	Holding / start serving at 11:49

### 2nd Period

Action	Time	ET/Res	Team	Type	No	Name	(G) Assist By / Action Description
GK	15:16		ITA		1	STILLITANO S	
GK	15:46		NOR		2	BUEN K	
Penalty	21:37	-	ITA	2 min.	3	ROSA G	Teeing / start serving at 24:18
<b>Goal</b>	<b>25:50</b>	<b>0:1</b>	<b>ITA</b>	<b>EQ</b>	<b>5</b>	<b>PLANKER F</b>	(2) 68 CORVINO V On ice NOR 2 7 9 13 16 22 73 LEPERDI G ITA 1 3 5 8 68 73

### 3rd Period

Action	Time	ET/Res	Team	Type	No	Name	(G) Assist By / Action Description
GK	30:00		NOR		2	BUEN K	
GK	30:07		ITA		1	STILLITANO S	
<b>Goal</b>	<b>33:37</b>	<b>1:1</b>	<b>NOR</b>	<b>EQ</b>	<b>3</b>	<b>PEDERSEN RE</b>	(3) 7 HAGEN E On ice NOR 2 3 7 12 21 23 23 KLAKEGG JR ITA 1 6 7 14 16 68
Penalty	36:13	-	NOR	2 min.	7	HAGEN E	Interference / start serving at 39:33
Penalty	42:44	-	NOR	2 min.		NORWAY	Too Many Players on the Ice Served by: 13 ROYNE KV
Time-out	42:44		ITA				

### Overtime

Action	Time	ET/Res	Team	Type	No	Name	(G) Assist By / Action Description
GK	45:00		NOR		2	BUEN K	
GK	45:11		ITA		1	STILLITANO S	

### Game Winning Shots

Action	Time	Result	Team	No	Name	(G) Assist By / Action Description
	0:0		NOR	3	PEDERSEN RE	Saved by goalie 1 STILLITANO S (ITA) - 'on goal'
	0:0		ITA	16	CHIAROTTI A	Saved by goalie 2 BUEN K (NOR) - 'on goal'
	0:0		NOR	22	BAKKE A	Saved by goalie 1 STILLITANO S (ITA) - 'on goal'
	0:0		ITA	73	LEPERDI G	Saved by goalie 2 BUEN K (NOR) - 'on goal'
	1:0		NOR	9	VAERNES M	Scored 1 STILLITANO S (ITA) - 'on goal'
	0:0		ITA	5	PLANKER F	Saved by goalie 2 BUEN K (NOR) - 'on goal'
<b>GWG</b>	<b>55:00</b>	<b>1:0</b>	<b>NOR</b>	<b>9</b>	<b>VAERNES M</b>	(1)

### Goalkeeper Records

Team: NOR - NORWAY				
No	Name	SOG	SVS	MIP
2	BUEN Kristian	16	15	99:14
18	HAMAR Kjell Christia			

Team: ITA - ITALY				
No	Name	SOG	SVS	MIP
1	STILLITANO Santino	16	15	99:26
15	ARAUDO Gabriele			

## RESULTS SUMMARY

### Game Statistics

Team: NOR (RED)																				
No	Pos	Name	Gn	G	A	PIM	Shots					+/-	Time on Ice							
							1	2	3	OT	TS		1	2	3	OT	TOT	SHF	AVG	
3	D	PEDERSEN Rolf Einar	M	1	0	0	2	2	3	1	8	+2	6:19	5:40	9:59	5:18	82:16	28	02:56	
7	D	HAGEN Eskil	M	0	1	4	1	2	1	0	4		5:00	6:43	5:38		12:17	22	00:33	
9	D	VAERNES Morten +A	M	1	0	0	0	0	0	0	1		8:01	9:20	6:13		73:33	26	02:49	
16	D	NORDSTOGA Knut Andre	M	0	0	0	0	0	0	2	2	-1	9:00	8:58	5:11	3:03	26:12	21	01:14	
22	F	BAKKE Audun	M	0	0	0	0	1	1	0	2		7:22	7:15	8:33	6:43	84:53	24	03:32	
10	F	RIVERA Tor	M	0	0	0	0	0	0	0	0		2:07	1:13	0:00	0:00	3:20	6	00:33	
12	F	BOGLE Magnus	M	0	0	0	0	0	1	0	1	+1	4:29	6:09	5:36		8:58	17	00:31	
13	F	ROYNE Kjell Vidal	M	0	0	0	0	0	0	0	0	-1	4:53	4:07	4:22	0:00	13:22	16	00:50	
15	F	SORHEIM Emil	M	0	0	0	0	0	0	0	0		4:57	2:25	0:28	0:00	7:50	12	00:39	
21	D	AUSTEVOLL Ole Bjarte	M	0	0	0	0	0	0	0	0	+1	5:39	6:59	7:49	1:32	21:59	23	00:57	
8	D	SVEE Stig Tore +C	M	0	0	0	0	0	0	0	0		3:44	2:12	6:09		5:41	22	00:15	
20	F	HAMRE Martin F.	M	0	0	0	0	0	0	0	0		1:21	2:01	0:01	0:00	3:23	6	00:33	
23	F	KLAKEGG Jan Roger +A	M	0	1	0	0	0	0	1	1	+1	4:38	7:34	8:33	5:15	26:00	22	01:10	
2	GK	BUEN Kristian	M	0	0	0	0	0	0	0	0									
18	GK	HAMAR Kjell Christian	M	0	0	0	0	0	0	0	0									
<b>Total:</b>				<b>2</b>	<b>2</b>	<b>6</b>	<b>3</b>	<b>5</b>	<b>6</b>	<b>4</b>	<b>19</b>									
Head Coach:HAGLUND Morten																				

### Game Statistics

Team: ITA (WHITE)																				
No	Pos	Name	Gn	G	A	PIM	Shots					+/-	Time on Ice							
							1	2	3	OT	TS		1	2	3	OT	TOT	SHF	AVG	
5	F	PLANKER Florian +A	M	1	0	0	1	2	0	1	4	+1	9:51	8:36	9:10		79:57	29	02:45	
6	D	CAVALIERE Gianluca +A	M	0	0	0	0	0	0	0	0	-1	8:06	5:48	10:00		22:26	26	00:51	
7	F	WINKLER Werner	M	0	0	0	1	1	1	1	4	-1	8:21	8:23	9:33		22:11	27	00:49	
14	D	BALOSSETTI Bruno	M	0	0	0	0	1	0	0	1	-1	7:18	8:39	3:58	0:56	20:51	15	01:23	
16	F	CHIAROTTI Andrea +C	M	0	0	0	1	0	0	0	1	-2	7:13	5:09	4:59	1:22	73:43	18	04:05	
3	D	ROSA Gianluigi	M	0	0	2	0	0	3	1	4	+1	7:01	7:01	9:57		23:44	22	01:04	
8	D	RADICE Roberto	M	0	0	0	0	0	0	0	0	+1	1:53	3:16	3:53	0:00	9:02	6	01:30	
18	F	MACRI Andrea	M	0	0	0	0	0	0	0	0		6:27	4:26	2:34	0:00	13:27	11	01:13	
68	F	CORVINO Valerio	M	0	1	0	2	1	0	0	3		6:36	6:24	5:13	0:53	19:06	15	01:16	
73	F	LEPERDI Gregory	M	0	1	0	1	0	0	1	2		8:04	9:48	10:01	4:26	87:19	19	04:35	
69	D	CONDELLO Giuseppe	M	0	0	0	0	0	0	0	0		1:19	0:58	0:01	0:00	2:18	4	00:34	
1	GK	STILLITANO Santino	M	0	0	0	0	0	0	0	0									
15	GK	ARAUDO Gabriele	M	0	0	0	0	0	0	0	0									
<b>Total:</b>				<b>1</b>	<b>2</b>	<b>2</b>	<b>6</b>	<b>5</b>	<b>4</b>	<b>4</b>	<b>19</b>									
Head Coach:DA RIN DE LORENZO Massimo																				

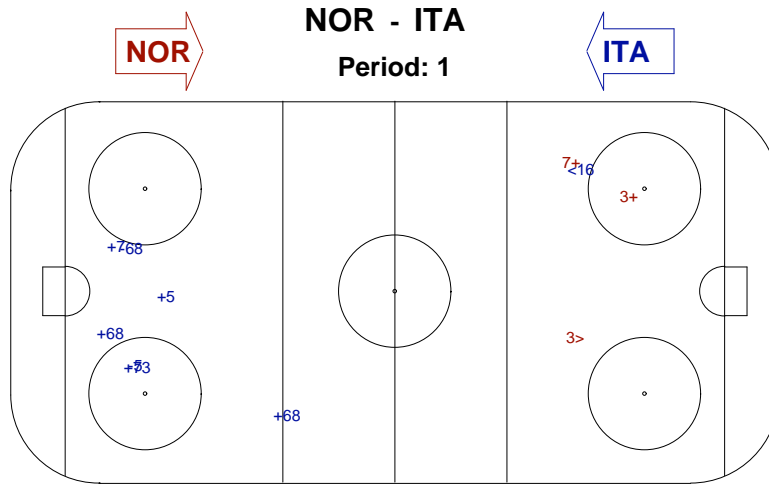
Legend:							
<b>(G)</b>	Goals in tournament	<b>+/-</b>	Plus/minus net	<b>+A</b>	Assistant captain	<b>+C</b>	Captain
<b>A</b>	Assists	<b>AVG</b>	Average time on ice/shift	<b>D</b>	Defence	<b>EQ</b>	Equal strength
<b>ET/Res</b>	Penalty end time/Result of game			<b>F</b>	Forward	<b>G</b>	Goals
<b>GA</b>	Goals against	<b>GDF</b>	Goal difference	<b>GF</b>	Goals for	<b>GK</b>	Goalkeeper
<b>GP</b>	Games played	<b>L</b>	Losses	<b>MIP</b>	Minutes in play(GK)	<b>No</b>	Jersey number
<b>OT</b>	Overtime	<b>OTL</b>	Overtime loss	<b>OTW</b>	Overtime win	<b>PIM</b>	Penalties in minutes
<b>Pos</b>	Position	<b>PP1</b>	Power play -1 player	<b>PPG</b>	Power play goals	<b>PTS</b>	Points
<b>R</b>	Rank	<b>SHF</b>	Number of shifts	<b>SHG</b>	Shorthanded goals	<b>SOG</b>	Shots on goal
<b>SVS</b>	Saves	<b>TOT</b>	Total	<b>TPP</b>	Time on power play	<b>TS</b>	Total shots
<b>W</b>	Wins						

SHOT CHART

Shots by **ITA**  
Goals (o): 0 SSG (+): 5  
SSP (-): 1 SPG (-): 2



GK 2 of NOR




Shots by **NOR**  
Goals (o): 0 SSG (+): 2  
SSP (>): 1 SPG (-): 0

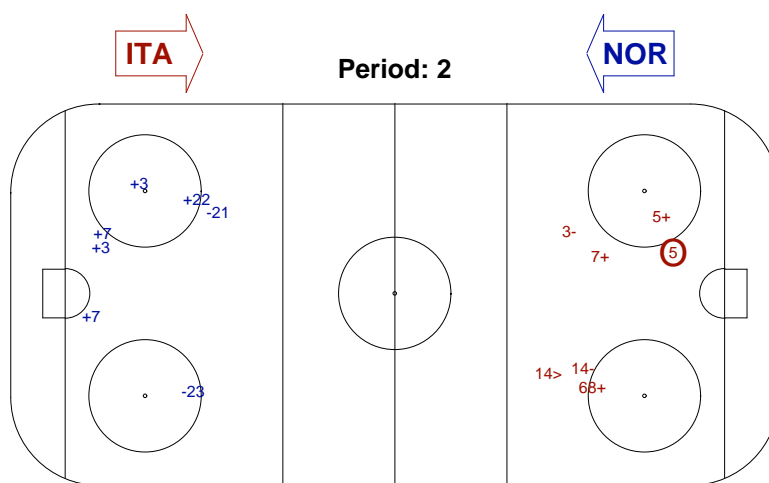


GK 1 of ITA

Shots by **NOR**  
Goals (o): 0 SSG (+): 5  
SSP (-): 0 SPG (-): 2



GK 1 of ITA



Shots by **ITA**  
Goals (o): 1 SSG (+): 3  
SSP (>): 1 SPG (-): 2

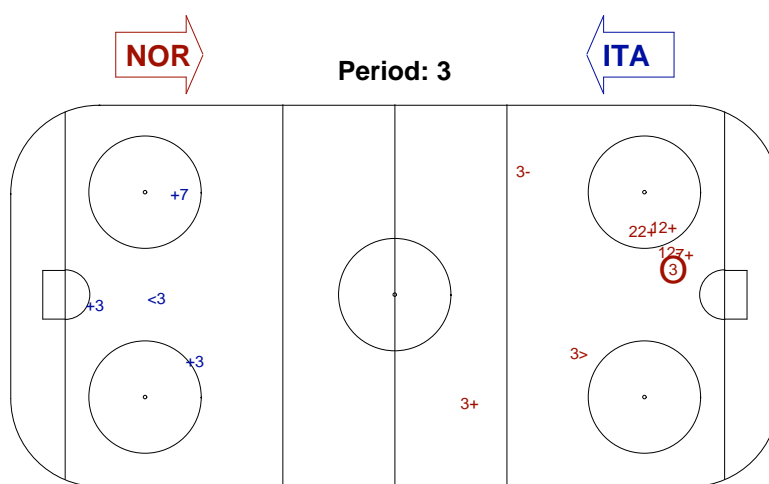


GK 2 of NOR

Shots by **ITA**  
Goals (o): 0 SSG (+): 3  
SSP (-): 1 SPG (-): 0



GK 2 of NOR



Shots by **NOR**  
Goals (o): 1 SSG (+): 4  
SSP (>): 1 SPG (-): 2



GK 1 of ITA

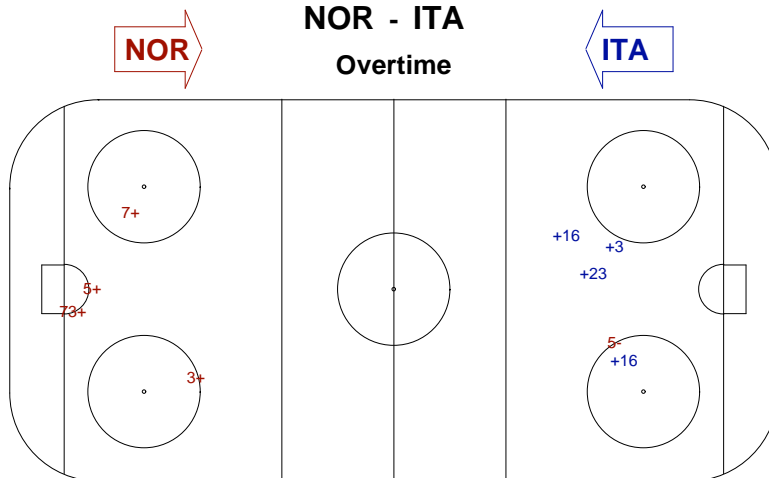
### SHOT CHART

Shots by **ITA**  
Goals (o): 0    SSG (+): 4  
SSP (-): 0    SPG (-): 1




GK 2 of NOR

**NOR - ITA**  
Overtime



Shots by **NOR**  
Goals (o): 0    SSG (+): 4  
SSP (>): 0    SPG (-): 0



GK 1 of ITA

**Legend:**  
ENG Empty net goal    GK Goalkeeper    SPG Shots past goal    SSG Shots saved by goalkeeper    SSP Shots saved by player

## FACE OFF CHART

### NOR - ITA

#### PERIOD 1

	NOR	ITA	NOR	ITA	NOR	ITA					
	Def. zone	Att. zone	Neutral zone		Att. zone	Def. zone					
	-73	-73	+8	-5	-8	+5	Total wins all zones				
	+7	-5	+22	-5	+8	-16					
	-73	-73	+12	-5	+7	-5					
	+3	-			+8	-					
	+8	-5			+8	-73					
	+12	-5									
	+12	-5									
	-8	-8									
Total wins / period	5 / 63%	3 / 38%	3 / 100%	0 / 0%	4 / 80%	1 / 20%		<table border="1"> <tr> <th>NOR</th> <th>ITA</th> </tr> <tr> <td>12 / 75%</td> <td>4 / 25%</td> </tr> </table>	NOR	ITA	12 / 75%
NOR	ITA										
12 / 75%	4 / 25%										

#### PERIOD 2

	NOR	ITA	NOR	ITA	NOR	ITA						
	Def. zone	Att. zone	Neutral zone		Att. zone	Def. zone						
	-12	+5	+12	-	-12	+16	Total wins all zones					
	-18	-18	-12	+5	-	+73						
	-8	-8			+7	-73						
	-7	+73			-7	+73						
	-8	+5			-12	+73						
	-8	+5										
	+8	-18										
Total wins / period	1 / 14%	6 / 86%	1 / 50%	1 / 50%	1 / 20%	4 / 80%		<table border="1"> <tr> <th>NOR</th> <th>ITA</th> </tr> <tr> <td>3 / 21%</td> <td>11 / 79%</td> </tr> </table>	NOR	ITA	3 / 21%	11 / 79%
NOR	ITA											
3 / 21%	11 / 79%											

#### PERIOD 3

	NOR	ITA	NOR	ITA	NOR	ITA						
	Def. zone	Att. zone	Neutral zone		Att. zone	Def. zone						
	+7	-5	-12	+7	-8	+73	Total wins all zones					
	-8	+5			+8	-5						
	-22	-22			-12	+73						
	-	+5			+8	-73						
	-5	-5			-12	+5						
	+8	-										
Total wins / period	2 / 33%	4 / 67%	0 / 0%	1 / 100%	2 / 40%	3 / 60%		<table border="1"> <tr> <th>NOR</th> <th>ITA</th> </tr> <tr> <td>4 / 33%</td> <td>8 / 67%</td> </tr> </table>	NOR	ITA	4 / 33%	8 / 67%
NOR	ITA											
4 / 33%	8 / 67%											

FACE OFF CHART

OVERTIME

	NOR		ITA		NOR		ITA		Total wins all zones	
	Def. zone	Att. zone	Neutral zone	Neutral zone	Att. zone	Def. zone	Att. zone	Def. zone	NOR	ITA
Total wins / period	+22	-5	-22	+5	+22	-7	2 / 100%	0 / 0%	5 / 63%	3 / 38%
	-73	-73			+8	-				
	+8	-								
	+22	-73								
	-7	-7								
	3 / 60%	2 / 40%	0 / 0%	1 / 100%						

TOTAL

	NOR		ITA		NOR		ITA		Total wins all zones	
	Def. zone	Att. zone	Neutral zone	Neutral zone	Att. zone	Def. zone	Att. zone	Def. zone	NOR	ITA
Total wins / game	11 / 42%	15 / 58%	4 / 57%	3 / 43%	9 / 53%	8 / 47%	24 / 48%	26 / 52%		

HEAD TO HEAD

No.	ITA										Tot	wins NOR	Dz	Nz	Az
	5	7	16	18	73										
3											1	100%	100%		
7	3-0				1-2						6	67%	67%		2 / 67%
8	3-4		1-0	1-0	2-1						18	61%	44%	100%	6 / 75%
12	3-3	0-1	0-1		0-2						11	36%	67%	50%	0 / 0%
22	2-1	1-0			1-0						6	67%	67%	50%	1 / 100%
<b>Tot</b>	21	3	2	2	13						50	24 / 48%	11 / 42%	4 / 57%	9 / 53%
<b>wins ITA</b>	9 / 43%	1 / 33%	1 / 50%	0 / 0%	6 / 46%						26 / 52%				
<b>Dz</b>	2 / 50%	0 / 0%	1 / 50%		5 / 63%						8 / 47%				
<b>Nz</b>	2 / 40%	1 / 100%									3 / 43%				
<b>Az</b>	5 / 42%	0 / 0%		0 / 0%	1 / 20%						15 / 58%				

<b>Legend:</b>	<b>Az</b> Attacking zone	<b>Dz</b> Defending zone	<b>Nz</b> Neutral zone	<b>Tot</b> Total face-offs played
----------------	--------------------------	--------------------------	------------------------	-----------------------------------



SPART COMPLEX AND PARK

ICE SLEDGE HOCKEY



FRI  
19 APR 2013  
18:30

MIXED

RELEGATION (5-6) - GAME X18

---

## BEST PLAYER OF THE GAME

**GAME#** (18) NOR - ITA

**HOME TEAM** NOR **NAME/#** [9] VAERNES Morten

**VISITING TEAM** ITA **NAME/#** [5] PLANKER Florian



## GAME ROSTER

### RUS - CZE

#### Referee(s)

MORRISON Johnathan Michael (USA)

#### Linesmen

BOKAL Scott (USA), CHAE Young-Jin (KOR)

#### Goalkeepers

Team: RUS

No	Name	GP	MIP	GA	SVS	SOGS	SVS%	GAA
1	IVANOV Mikhail	4	90:00	2	41	43	95.35	0.50
20	LOBANOV Konstantin	4	45:00	5	23	28	82.14	1.25

Team: CZE

No	Name	GP	MIP	GA	SVS	SOGS	SVS%	GAA
6	VAPENKA Michal	4	165:00	8	41	49	83.67	2.00
64	HULIN Libor	4	15:00	1	4	5	80.00	0.25

#### Team Roster

Team: RUS (WHITE)

No	Pos	Name	Gn	GP	G	A	PTS	PIM	+/-
1	GK	IVANOV Mikhail	M	4	0	0	0	0	+2
2	D	LYSOV Aleksei	M	4	0	0	0	0	+5
3	F	PAVLOV Stanislav	M	1	0	0	0	0	
5	D	VARLAKOV Vasilii	M	4	1	1	2	14	-1
8	F	LISOV Dmitriy +A	M	4	4	1	5	2	+3
10	F	TUCHIN Ruslan	M	4	0	1	1	2	-5
13	F	SHIKHOV Konstantin +A	M	4	0	0	0	4	-4
17	D	SELYUKIN Vadim +C	M	4	0	0	0	2	
18	F	SOKOLOV Andrey	M	4	0	0	0	0	+1
19	D	KUZNETSOV Ivan	M	4	0	2	2	0	+2
20	GK	LOBANOV Konstantin	M	4	0	0	0	0	-2
21	F	PETROV Evgeny	M	4	1	3	4	2	+3
22	F	TERENTYEV Nikolay	M	4	0	0	0	6	-2
23	F	VOLKOV Ilia	M	4	1	0	1	16	+5
24	D	POPOV Ilia	M	4	0	0	0	0	-1

Team: CZE (RED)

No	Pos	Name	Gn	GP	G	A	PTS	PIM	+/-
6	GK	VAPENKA Michal	M	4	0	0	0	0	-4
10	D	BERGER Jiri	M	4	1	0	1	2	-2
21	D	KVOCH Tomas	M	4	0	0	0	0	-4
24	F	SAFRANEK Zdenek +C	M	4	0	0	0	0	-2
26	D	KLIMA Zdenek	M	4	0	0	0	0	-1
29	D	KUBES Pavel +A	M	4	0	0	0	0	-2
30	F	FOJTIK Erik	M	4	0	0	0	6	-1
64	GK	HULIN Libor	M	4	0	0	0	0	-1
65	D	HRBEK Miroslav	M	4	0	1	1	2	-1
74	F	GEIER Michal	M	4	0	0	0	2	-2
75	F	RAUL Jiri	M	4	2	0	2	2	-1
77	F	PALAT David	M	4	1	0	1	2	-2
82	F	HABL Zdenek +A	M	4	0	0	0	2	-4
96	F	KRUPICKA Zdenek	M	4	0	0	0	2	-1

Head Coach: SAMOYLOV Sergey

Head Coach: BRIZA Jiri

Legend:							
+/-	Plus/minus net	+A	Assistant captain	+C	Captain	A	Assists
D	Defence	F	Forward	G	Goals	GA	Goals against
GAA	Goals against as average per 60 minutes			GK	Goalkeeper	GP	Games played
MIP	Minutes and seconds played			No	Jersey number	PIM	Penalties in minutes
Pos	Position	PTS	Points	SOG	Shots on goal	SVS	Saves
SVS%	Saves in percentage						

## RESULTS SUMMARY

RUS - CZE 3-0 (1-0) (2-0) (0-0)

<b>Spectators</b>	<b>Referee(s)</b>	<b>Linesmen</b>
	MORRISON Johnathan Michael (USA)	BOKAL Scott (USA), CHAE Young-Jin (KOR)

### Team Statistic

Period	Score	SVS	SOG	PIM	TPP	PPG	SHG
1	1 : 0	2 : 3	4 : 2	2 : 0	00:00 : 02:06	0 : 0	0 : 0
2	2 : 0	7 : 8	10 : 7	2 : 2	01:55 : 01:57	0 : 0	0 : 0
3	0 : 0	5 : 2	2 : 5	2 : 0	00:00 : 02:05	0 : 0	0 : 0
<b>Total:</b>	<b>3 : 0</b>	<b>14 : 13</b>	<b>16 : 14</b>	<b>6 : 2</b>	<b>01:55 : 06:08</b>	<b>0 : 0</b>	<b>0 : 0</b>

### 1st Period

Action	Time	ET/Res Team	Type	No	Name	(G) Assist By / Action Description
GK	00:00	RUS		1	IVANOV M	
GK	00:00	CZE		6	VAPENKA M	
<b>Goal</b>	<b>02:11 1:0</b>	<b>RUS</b>	<b>EQ</b>	<b>10</b>	<b>TUCHIN R</b>	(1) On ice RUS 1 2 10 13 17 18 CZE 6 26 29 30 65
Penalty	08:35	- RUS	2 min.	2	LYSOV A	Interference / start serving at 08:37

### 2nd Period

Action	Time	ET/Res Team	Type	No	Name	(G) Assist By / Action Description
GK	15:00	CZE		6	VAPENKA M	
GK	15:00	RUS		1	IVANOV M	
<b>Goal</b>	<b>20:18 2:0</b>	<b>RUS</b>	<b>EQ</b>	<b>21</b>	<b>PETROV E</b>	(2) 23 VOLKOV I On ice RUS 1 3 8 19 21 23 CZE 6 10 29 65 74 82
<b>Goal</b>	<b>21:28 3:0</b>	<b>RUS</b>	<b>EQ</b>	<b>5</b>	<b>VARLAKOV V</b>	(2) 10 TUCHIN R On ice RUS 1 5 10 13 18 22 CZE 6 10 30 65 75 96
Penalty	22:09	- RUS	2 min.	8	LISOV D	Teeing / start serving at 25:03
Penalty	24:06	- CZE	2 min.	75	RAUL J	Interference / start serving at 24:19

### 3rd Period

Action	Time	ET/Res Team	Type	No	Name	(G) Assist By / Action Description
GK	30:00	RUS		1	IVANOV M	
GK	30:00	CZE		6	VAPENKA M	
Penalty	41:19	- RUS	2 min.	2	LYSOV A	Teeing / start serving at 44:42

### Goalkeeper Records

Team: RUS - RUSSIAN FEDERATION				
No	Name	SOG	SVS	MIP
1	IVANOV Mikhail	14	14	45:00
20	LOBANOV Konstantin			

Team: CZE - CZECH REPUBLIC				
No	Name	SOG	SVS	MIP
6	VAPENKA Michal	16	13	45:00
64	HULIN Libor			

### Game Statistics

Team: RUS (WHITE)																			
No	Pos	Name	Gn	G	A	PIM	Shots					+/-	Time on Ice						
							1	2	3	OT	TS		1	2	3	OT	TOT	SHF	AVG
2	D	LYSOV Aleksei	M	0	0	4	0	1	0	0	1	+1	5:53	6:13	5:54		18:00	17	01:03
8	F	LISOV Dmitriy +A	M	0	0	2	0	1	1	0	2	+1	9:28	8:03	6:19		23:50	24	00:59
19	D	KUZNETSOV Ivan	M	0	0	0	1	2	0	0	3	+1	7:34	9:41	5:24		22:39	23	00:59
21	F	PETROV Evgeny	M	1	0	0	0	1	0	0	1	+1	5:15	7:16	6:35		19:06	20	00:57
23	F	VOLKOV Ilia	M	0	1	0	0	1	0	0	1	+1	5:41	7:18	3:59		16:58	18	00:56
5	D	VARLAKOV Vasili	M	1	0	0	2	1	0	0	3	+1	7:21	7:53	8:23		23:37	23	01:01
10	F	TUCHIN Ruslan	M	1	1	0	1	0	0	0	1	+2	7:45	5:28	6:57		20:10	18	01:07
13	F	SHIKHOV Konstantin +A	M	0	0	0	0	2	1	0	3	+2	5:51	6:13	6:47		18:51	20	00:56
18	F	SOKOLOV Andrey	M	0	0	0	0	1	0	0	1	+2	5:34	5:55	4:40		16:09	18	00:53
22	F	TERENTYEV Nikolay	M	0	0	0	0	0	0	0	0	+1	0:14	3:03	3:16		6:33	5	01:18
3	F	PAVLOV Stanislav	M	0	0	0	0	0	0	0	0	+1	0:29	1:50	2:25		4:44	8	00:35
17	D	SELYUKIN Vadim +C	M	0	0	0	0	0	0	0	0	+1	6:19	2:45	5:41		14:45	14	01:03
24	D	POPOV Ilia	M	0	0	0	0	0	0	0	0		0:00	0:00	4:21		4:21	3	01:27

## RESULTS SUMMARY

### Game Statistics

Team: RUS (WHITE)																			
No	Pos	Name	Gn	G	A	PIM	Shots					+/-	Time on Ice						
							1	2	3	OT	TS		1	2	3	OT	TOT	SHF	AVG
20	GK	LOBANOV Konstantin	M	0	0	0	0	0	0	0	0								
1	GK	IVANOV Mikhail	M	0	0	0	0	0	0	0	0								
<b>Total:</b>				<b>3</b>	<b>2</b>	<b>6</b>	<b>4</b>	<b>10</b>	<b>2</b>	<b>16</b>									
Head Coach:SAMOYLOV Sergey																			

### Game Statistics

Team: CZE (RED)																				
No	Pos	Name	Gn	G	A	PIM	Shots					+/-	Time on Ice							
							1	2	3	OT	TS		1	2	3	OT	TOT	SHF	AVG	
21	D	KVOCH Tomas	M	0	0	0	0	0	0	0	0		6:59	7:39	4:15		18:53	18	01:02	
24	F	SAFRANEK Zdenek +C	M	0	0	0	0	0	0	0	0		3:49	3:52	8:49		16:30	17	00:58	
29	D	KUBES Pavel +A	M	0	0	0	1	1	0	0	2	-2	3:56	6:46	5:48		16:30	16	01:01	
77	F	PALAT David	M	0	0	0	0	1	0	0	1		4:20	3:01	6:56		14:17	16	00:53	
82	F	HABL Zdenek +A	M	0	0	0	0	0	1	0	1	-1	4:57	4:56	7:41		17:34	22	00:47	
10	D	BERGER Jiri	M	0	0	0	0	3	3	0	6	-2	6:04	6:29	8:26		20:59	20	01:02	
30	F	FOJTIK Erik	M	0	0	0	1	0	0	0	1	-2	7:45	9:06	4:39		21:30	21	01:01	
65	D	HRBEK Miroslav	M	0	0	0	0	1	0	0	1	-3	8:58	6:51	9:23		25:12	23	01:05	
74	F	GEIER Michal	M	0	0	0	0	0	1	0	1	-1	4:04	6:26	8:06		18:36	18	01:02	
75	F	RAUL Jiri	M	0	0	2	0	0	0	0	0	-1	7:55	2:12	6:43		16:50	13	01:17	
26	D	KLIMA Zdenek	M	0	0	0	0	1	0	0	1	-1	4:12	7:21	0:26		11:59	12	00:59	
96	F	KRUPICKA Zdenek	M	0	0	0	0	0	0	0	0	-1	4:48	3:37	0:00		8:25	7	01:12	
6	GK	VAPENKA Michal	M	0	0	0	0	0	0	0	0									
64	GK	HULIN Libor	M	0	0	0	0	0	0	0	0									
<b>Total:</b>				<b>0</b>	<b>0</b>	<b>2</b>	<b>2</b>	<b>7</b>	<b>5</b>	<b>14</b>										
Head Coach:BRIZA Jiri																				

Legend:							
<b>(G)</b>	Goals in tournament	<b>+/-</b>	Plus/minus net	<b>+A</b>	Assistant captain	<b>+C</b>	Captain
<b>A</b>	Assists	<b>AVG</b>	Average time on ice/shift	<b>D</b>	Defence	<b>EQ</b>	Equal strength
<b>ET/Res</b>	Penalty end time/Result of game			<b>F</b>	Forward	<b>G</b>	Goals
<b>GA</b>	Goals against	<b>GDF</b>	Goal difference	<b>GF</b>	Goals for	<b>GK</b>	Goalkeeper
<b>GP</b>	Games played	<b>L</b>	Losses	<b>MIP</b>	Minutes in play(GK)	<b>No</b>	Jersey number
<b>OT</b>	Overtime	<b>OTL</b>	Overtime loss	<b>OTW</b>	Overtime win	<b>PIM</b>	Penalties in minutes
<b>Pos</b>	Position	<b>PP1</b>	Power play -1 player	<b>PPG</b>	Power play goals	<b>PTS</b>	Points
<b>R</b>	Rank	<b>SHF</b>	Number of shifts	<b>SHG</b>	Shorthanded goals	<b>SOG</b>	Shots on goal
<b>SVS</b>	Saves	<b>TOT</b>	Total	<b>TPP</b>	Time on power play	<b>TS</b>	Total shots
<b>W</b>	Wins						

### SHOT CHART

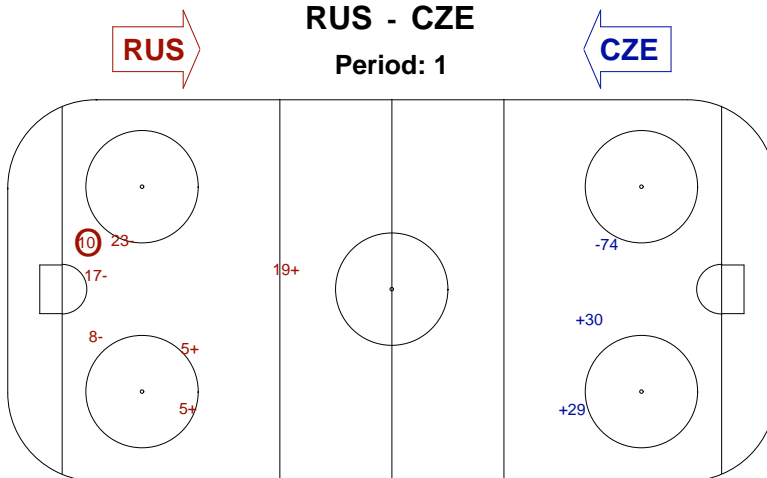
Shots by **CZE**  
Goals (o): 0 SSG (+): 2  
SSP (-): 0 SPG (-): 1




GK 1 of RUS

**RUS - CZE**

Period: 1



Shots by **RUS**  
Goals (o): 1 SSG (+): 3  
SSP (-): 0 SPG (-): 3



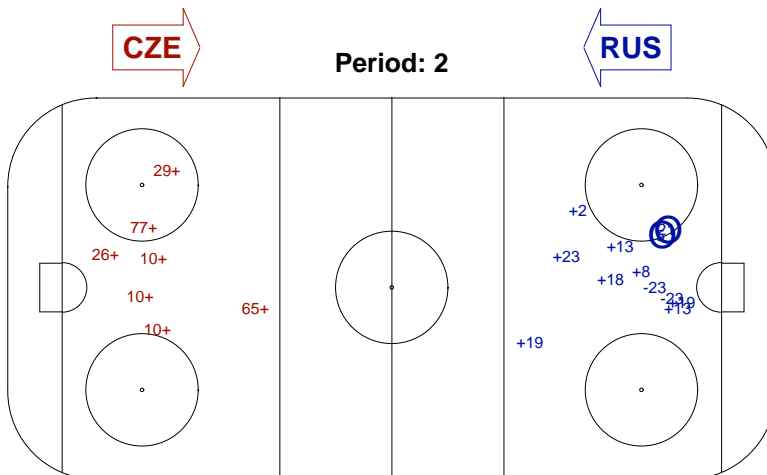
GK 6 of CZE

Shots by **RUS**  
Goals (o): 2 SSG (+): 8  
SSP (-): 0 SPG (-): 2



GK 6 of CZE

Period: 2




Shots by **CZE**  
Goals (o): 0 SSG (+): 7  
SSP (-): 0 SPG (-): 0



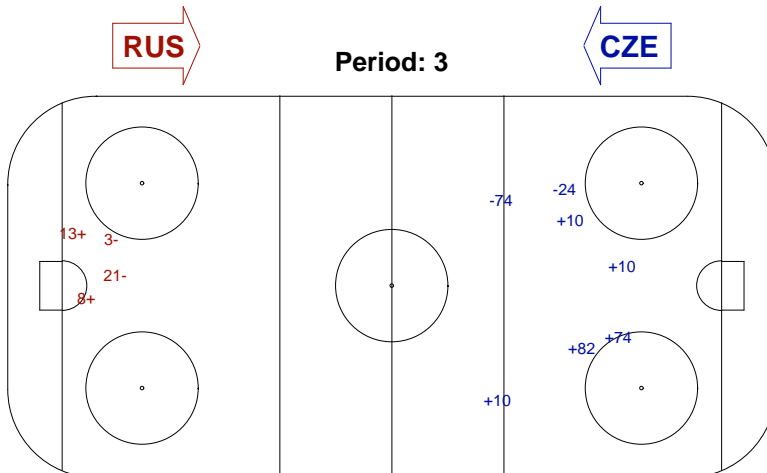
GK 1 of RUS

Shots by **CZE**  
Goals (o): 0 SSG (+): 5  
SSP (-): 0 SPG (-): 2




GK 1 of RUS

Period: 3



Shots by **RUS**  
Goals (o): 0 SSG (+): 2  
SSP (-): 0 SPG (-): 2



GK 6 of CZE

**Legend:**  
ENG Empty net goal    GK Goalkeeper    SPG Shots past goal    SSG Shots saved by goalkeeper    SSP Shots saved by player

## FACE OFF CHART

### RUS - CZE

#### PERIOD 1

	RUS		CZE		RUS		CZE		RUS		CZE		Total wins all zones
	Def. zone	Att. zone	Neutral zone	Neutral zone	Att. zone	Def. zone	Att. zone	Def. zone	Att. zone	Def. zone			
	-23	+82	+23	-30	+10	-							
	-82	-82	+10	-	-23	+30							
	-23	-23	+23	-82	-	+30							
	-30	-30			+10	-24							
	+10	-			-23	+24							
	-30	-30											
Total wins / period	1 / 17%	5 / 83%	3 / 100%	0 / 0%	2 / 40%	3 / 60%							

#### PERIOD 2

	RUS		CZE		RUS		CZE		RUS		CZE		Total wins all zones
	Def. zone	Att. zone	Neutral zone	Neutral zone	Att. zone	Def. zone	Att. zone	Def. zone	Att. zone	Def. zone			
	-23	+82	-23	+82	+23	-30							
	+23	-29	-10	+30	-23	+30							
	-29	-29	-23	+82	-	+82							
	+23	-			+10	-30							
	-10	+82			+23	-24							
	+10	-82			+23	-30							
	-23	-23											
	-	+30											
	-23	-23											
	-23	+82											
	-10	+30											
	-23	-23											
	-82	+82											
Total wins / period	3 / 23%	10 / 77%	0 / 0%	3 / 100%	4 / 67%	2 / 33%							

#### PERIOD 3

	RUS		CZE		RUS		CZE		RUS		CZE		Total wins all zones
	Def. zone	Att. zone	Neutral zone	Neutral zone	Att. zone	Def. zone	Att. zone	Def. zone	Att. zone	Def. zone			
	-23	-23	-	+82	-23	+82							
	-23	+82	-	+82	+10	-24							
	+10	-82			+10	-24							
	+10	-82			-23	+30							
	-23	-23											
Total wins / period	2 / 40%	3 / 60%	0 / 0%	2 / 100%	2 / 50%	2 / 50%							

### FACE OFF CHART

#### TOTAL

	RUS		CZE		RUS		CZE		Total wins all zones	
	Def. zone	Att. zone	Neutral zone	Att. zone	Def. zone	Att. zone	Def. zone	RUS	CZE	
Total wins / game	6 / 25%	18 / 75%	3 / 38%	5 / 63%	8 / 53%	7 / 47%	17 / 36%	30 / 64%		

#### HEAD TO HEAD

		CZE										Tot	wins RUS	Dz	Nz	Az		
No.		24	29	30	82													
RUS	8																	
	10	3-0		1-2	3-1							13	10 77%	4 67%	1 50%	5 100%		
	23	1-1	1-0	3-3	1-7							24	7 29%	2 17%	2 50%	3 38%		
	<b>Tot</b>	5	2	13	17							47	17 36%	6 25%	3 38%	8 53%		
	<b>wins CZE</b>	1 20%	0 0%	7 54%	12 71%							30 64%						
	<b>Dz</b>	1 20%		4 57%	2 100%							7 47%						
	<b>Nz</b>			1 50%	4 80%							5 63%						
	<b>Az</b>		0 0%	2 50%	6 60%							18 75%						

<b>Legend:</b>	<b>Az</b> Attacking zone	<b>Dz</b> Defending zone	<b>Nz</b> Neutral zone	<b>Tot</b> Total face-offs played
----------------	--------------------------	--------------------------	------------------------	-----------------------------------



SPART COMPLEX AND PARK

ICE SLEDGE HOCKEY



SAT  
20 APR 2013  
13:00

MIXED

BRONZE MEDAL - GAME X19

---

## BEST PLAYER OF THE GAME

**GAME#** (19) RUS - CZE

**HOME TEAM** RUS **NAME/#** [10] TUCHIN Ruslan

**VISITING TEAM** CZE **NAME/#** [24] SAFRANEK Zdenek

## GAME ROSTER

### USA - CAN

**Referee(s)**

VANEK Jan (CZE)

**Linesmen**

BEELEN Louis (NED), WESLEY Leon (CZE)

**Goalkeepers**

Team: USA

No	Name	GP	MIP	GA	SVS	SOGS	SVS%	GAA
1	LEE Jen	4	46:50		9		9100.00	0.00
34	CASH Steve		4132:25	1	19	20	95.00	0.25

Team: CAN

No	Name	GP	MIP	GA	SVS	SOGS	SVS%	GAA
22	ST-AMAND Benoit	4	0:00	3	5	8	62.50	0.75
30	WATSON Corbin		4134:06		21	21100.00	0.00	

**Team Roster**

Team: USA (WHITE)

No	Pos	Name	Gn	GP	G	A	PTS	PIM	+/-
1	GK	LEE Jen	M	4	0	0	0	0	+4
6	F	FARMER Declan	M	4	4	4	8	0	+11
8	F	SHAW Greg	M	4	0	2	2	4	+11
9	F	PAULS Joshua	M	3	4	2	6	0	+12
11	D	CARRON Tyler	M	4	0	1	1	0	+9
13	F	SWEENEY Joshua +A	M	4	1	2	3	0	+5
14	F	MCCOY Daniel	M	3	0	1	1	0	+1
15	D	LANDEROS Nikko	M	4	1	2	3	0	+8
18	F	MCKEE Kevin	M	4	2	2	4	0	+4
19	D	CHACE Taylor +C	M	4	5	1	6	2	+13
20	F	PAGE Adam	M	4	0	1	1	0	+4
21	F	SALAMONE Alexi	M	4	1	1	2	2	+1
23	D	ROMAN Rico	M	4	0	1	1	0	+4
28	F	SCHAUS Paul	M	4	1	1	2	2	+3
34	GK	CASH Steve	M	4	0	0	0	0	+13

Team: CAN (RED)

No	Pos	Name	Gn	GP	G	A	PTS	PIM	+/-
4	D	WHITSON Derek	M	4	0	2	2	0	+6
5	F	REMPEL Kevin	M	4	0	1	1	4	+8
7	F	DORION Marc	M	4	2	1	3	2	+2
8	F	MCGREGOR Tyler	M	4	0	0	0	0	+2
9	F	GALE Anthony	M	4	1	0	1	2	
11	D	DIXON Adam +A	M	4	4	3	7	0	+8
12	F	WESTLAKE Greg +C	M	4	5	3	8	4	+9
14	D	ARSENAULT Stephen	M	4	0	0	0	2	+7
18	F	BRIDGES Billy	M	4	1	5	6	20	+10
20	F	LUDWIG Karl	M	4	0	0	0	2	
22	GK	ST-AMAND Benoit	M	4	0	0	0	0	+1
26	F	LAROCQUE Dominic	M	4	1	1	2	0	+2
27	F	BOWDEN Bradley +A	M	4	5	5	10	0	+11
29	D	MURRAY Graeme	M	4	0	2	2	6	+7
30	GK	WATSON Corbin	M	4	0	0	0	0	+15

Head Coach: SAUER Jeffrey

Head Coach: MONDIN Michael

Legend:							
+/-	Plus/minus net	+A	Assistant captain	+C	Captain	A	Assists
D	Defence	F	Forward	G	Goals	GA	Goals against
GAA	Goals against as average per 60 minutes			GK	Goalkeeper	GP	Games played
MIP	Minutes and seconds played			No	Jersey number	PIM	Penalties in minutes
Pos	Position	PTS	Points	SOG	Shots on goal	SVS	Saves
SVS%	Saves in percentage						



## RESULTS SUMMARY

USA - CAN 0-1 (0-0) (0-1) (0-0)

<b>Spectators</b>	<b>Referee(s)</b>	<b>Linesmen</b>
	VANEK Jan (CZE)	BEELEN Louis (NED), WESLEY Leon (CZE)

### Team Statistic

Period	Score	SVS	SOG	PIM	TPP	PPG	SHG
1	0 : 0	5 : 0	0 : 5	0 : 2	02:03 : 00:00	0 : 0	0 : 0
2	0 : 1	4 : 1	1 : 5	2 : 2	02:04 : 02:02	0 : 0	0 : 0
3	0 : 0	5 : 4	4 : 5	0 : 0	00:00 : 00:00	0 : 0	0 : 0
<b>Total:</b>	<b>0 : 1</b>	<b>14 : 5</b>	<b>5 : 15</b>	<b>2 : 4</b>	<b>04:07 : 02:02</b>	<b>0 : 0</b>	<b>0 : 0</b>

### 1st Period

Action	Time	ET/Res	Team	Type	No	Name	(G) Assist By / Action Description
GK	00:00		CAN		30	WATSON C	
GK	00:00		USA		34	CASH S	
Penalty	08:05	-	CAN	2 min.	4	WHITSON D	Delaying the Game / start serving at 09:10

### 2nd Period

Action	Time	ET/Res	Team	Type	No	Name	(G) Assist By / Action Description
GK	15:00		USA		34	CASH S	
GK	15:00		USA		1	LEE J	
GK	15:00		USA		34	CASH S	
GK	15:00		CAN		30	WATSON C	
Goal	17:07	0:1	CAN	EQ	29	MURRAY G	(1) 9 GALE A On ice USA 34 14 15 19 20 21 CAN 30 4 9 20 26 29
Penalty	22:06	-	CAN	2 min.	29	MURRAY G	Interference / start serving at 22:09
Penalty	25:57	-	USA	2 min.	28	SCHAUS P	Roughing / start serving at 29:14

### 3rd Period

Action	Time	ET/Res	Team	Type	No	Name	(G) Assist By / Action Description
GK	30:00		CAN		30	WATSON C	
GK	30:00		USA		34	CASH S	
Time-out	44:16		USA				

### Goalkeeper Records

Team: USA - UNITED STATES of AMERICA				
No	Name	SOG	SVS	MIP
34	CASH Steve	15	14	30:00
1	LEE Jen			

Team: CAN - CANADA				
No	Name	SOG	SVS	MIP
30	WATSON Corbin	2	2	45:00
22	ST-AMAND Benoit			

### Game Statistics

Team: USA (WHITE)																			
No	Pos	Name	Gn	G	A	PIM	Shots					Time on Ice							
							1	2	3	OT	TS	+/-	1	2	3	OT	TOT	SHF	AVG
6	F	FARMER Declan	M	0	0	0	0	0	1	0	1	3:49	7:10	7:20		18:19	14	01:18	
8	F	SHAW Greg	M	0	0	0	0	0	0	0	0	4:06	9:45	8:29		22:20	17	01:18	
9	F	PAULS Joshua	M	0	0	0	0	1	1	0	2	3:14	9:44	7:52		20:50	18	01:09	
11	D	CARRON Tyler	M	0	0	0	0	0	1	0	1	3:45	1:23	4:28		9:36	11	00:52	
19	D	CHACE Taylor +C	M	0	0	0	0	0	1	0	1	-1	8:55	10:31	9:13		28:39	30	00:57
14	F	MCCOY Daniel	M	0	0	0	0	0	0	0	0	-1	5:58	1:34	2:56		10:28	11	00:57
15	D	LANDEROS Nikko	M	0	0	0	0	0	0	0	0	-1	6:16	10:37	10:48		27:41	24	01:09
18	F	MCKEE Kevin	M	0	0	0	0	0	0	0	0		6:30	3:01	5:26		14:57	18	00:49
13	F	SWEENEY Joshua +A	M	0	0	0	0	0	0	0	0		3:22	4:33	3:30		11:25	14	00:48
20	F	PAGE Adam	M	0	0	0	0	0	0	0	0	-1	6:56	3:47	2:57		13:40	14	00:58
21	F	SALAMONE Alexi	M	0	0	0	0	0	0	0	0	-1	7:13	2:08	3:25		12:46	11	01:09
23	D	ROMAN Rico	M	0	0	0	0	0	0	0	0		6:37	2:13	3:45		12:35	13	00:58
28	F	SCHAUS Paul	M	0	0	2	0	0	0	0	0		3:16	3:55	2:42		9:53	12	00:49
1	GK	LEE Jen	M	0	0	0	0	0	0	0	0								
34	GK	CASH Steve	M	0	0	0	0	0	0	0	0								

## RESULTS SUMMARY

### Game Statistics

Team: USA (WHITE)																	
No	Pos	Name	Gn	G	A	PIM	Shots					+/-	Time on Ice				
							1	2	3	OT	TS		1	2	3	OT	TOT
<b>Total:</b>				<b>0</b>	<b>0</b>	<b>2</b>		<b>1</b>	<b>4</b>	<b>5</b>							
Head Coach:SAUER Jeffrey																	

### Game Statistics

Team: CAN (RED)																		
No	Pos	Name	Gn	G	A	PIM	Shots					+/-	Time on Ice					
							1	2	3	OT	TS		1	2	3	OT	TOT	SHF
11	D	DIXON Adam +A	M	0	0	0	1	0	0	0	1	8:09	12:30	6:22	27:01	25	01:04	
12	F	WESTLAKE Greg +C	M	0	0	0	2	1	1	0	4	7:16	9:09	6:34	22:59	21	01:05	
14	D	ARSENAULT Stephen	M	0	0	0	0	0	0	0	0	6:53	8:32	6:51	22:16	22	01:00	
18	F	BRIDGES Billy	M	0	0	0	1	2	1	0	4	7:48	7:58	6:26	22:12	20	01:06	
27	F	BOWDEN Bradley +A	M	0	0	0	1	1	1	0	3	5:21	7:22	5:29	18:12	19	00:57	
4	D	WHITSON Derek	M	0	0	2	0	0	0	0	0	+1	6:14	2:31	7:09	15:54	22	00:43
8	F	MCGREGOR Tyler	M	0	0	0	0	0	0	0	0	0:40	1:01	1:10	2:51	4	00:42	
9	F	GALE Anthony	M	0	1	0	0	0	0	0	0	+1	4:14	2:11	1:13	7:38	9	00:50
26	F	LAROCQUE Dominic	M	0	0	0	0	0	0	0	0	+1	4:06	4:16	6:16	14:38	17	00:51
29	D	MURRAY Graeme	M	1	0	2	0	1	0	0	1	+1	4:52	4:12	6:14	15:18	19	00:48
5	F	REMPEL Kevin	M	0	0	0	0	0	1	0	1	5:16	5:18	7:38	18:12	22	00:49	
7	F	DORION Marc	M	0	0	0	0	0	1	0	1	6:01	4:41	6:54	17:36	18	00:58	
20	F	LUDWIG Karl	M	0	0	0	0	0	0	0	+1	0:01	0:46	1:09	1:56	5	00:23	
30	GK	WATSON Corbin	M	0	0	0	0	0	0	0	0							
22	GK	ST-AMAND Benoit	M	0	0	0	0	0	0	0	0							
<b>Total:</b>				<b>1</b>	<b>1</b>	<b>4</b>	<b>5</b>	<b>5</b>	<b>5</b>	<b>15</b>								
Head Coach:MONDIN Michael																		

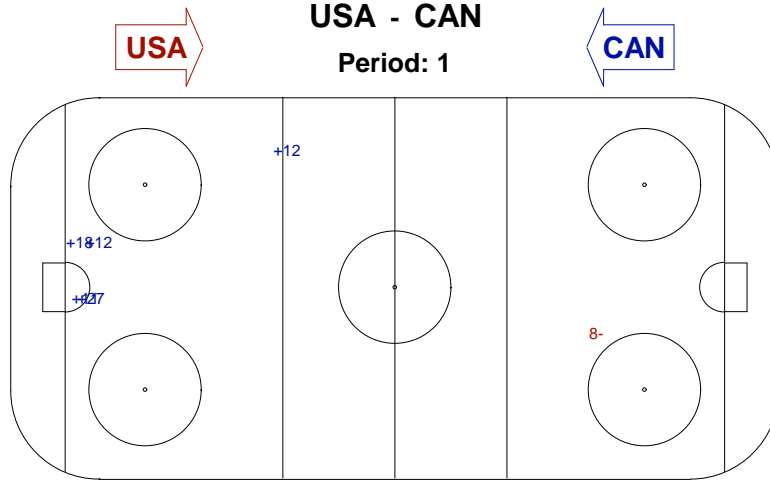
Legend:							
<b>(G)</b>	Goals in tournament	<b>+/-</b>	Plus/minus net	<b>+A</b>	Assistant captain	<b>+C</b>	Captain
<b>A</b>	Assists	<b>AVG</b>	Average time on ice/shift	<b>D</b>	Defence	<b>EQ</b>	Equal strength
<b>ET/Res</b>	Penalty end time/Result of game			<b>F</b>	Forward	<b>G</b>	Goals
<b>GA</b>	Goals against	<b>GDF</b>	Goal difference	<b>GF</b>	Goals for	<b>GK</b>	Goalkeeper
<b>GP</b>	Games played	<b>L</b>	Losses	<b>MIP</b>	Minutes in play(GK)	<b>No</b>	Jersey number
<b>OT</b>	Overtime	<b>OTL</b>	Overtime loss	<b>OTW</b>	Overtime win	<b>PIM</b>	Penalties in minutes
<b>Pos</b>	Position	<b>PP1</b>	Power play -1 player	<b>PPG</b>	Power play goals	<b>PTS</b>	Points
<b>R</b>	Rank	<b>SHF</b>	Number of shifts	<b>SHG</b>	Shorthanded goals	<b>SOG</b>	Shots on goal
<b>SVS</b>	Saves	<b>TOT</b>	Total	<b>TPP</b>	Time on power play	<b>TS</b>	Total shots
<b>W</b>	Wins						

### SHOT CHART

Shots by **CAN**  
Goals (o): 0 SSG (+): 5  
SSP (-): 0 SPG (-): 0



GK 34 of USA



Shots by **USA**  
Goals (o): 0 SSG (+): 0  
SSP (-): 0 SPG (-): 1

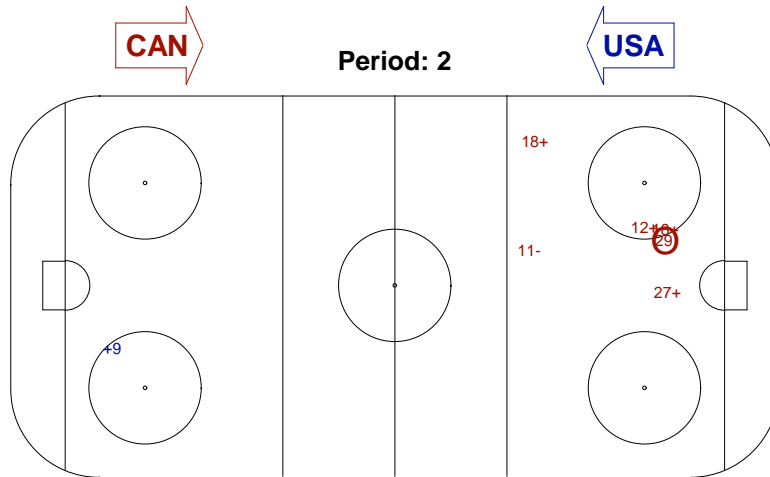


GK 30 of CAN

Shots by **USA**  
Goals (o): 0 SSG (+): 1  
SSP (-): 0 SPG (-): 0



GK 30 of CAN



Shots by **CAN**  
Goals (o): 1 SSG (+): 4  
SSP (-): 0 SPG (-): 1



GK 34 of USA

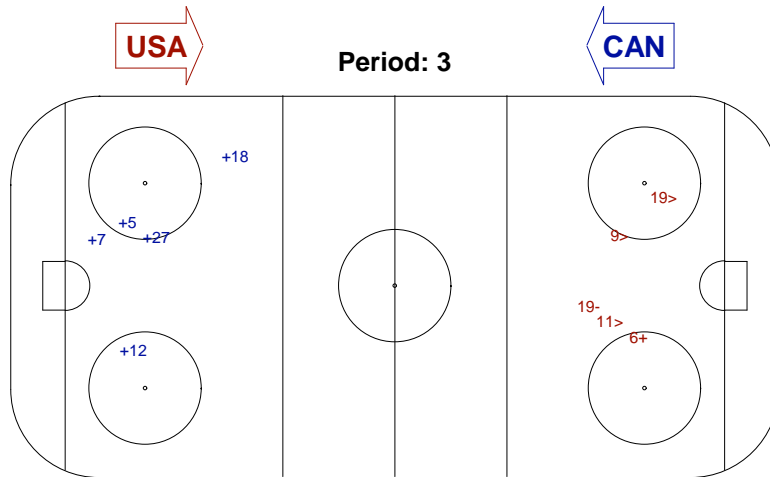


GK 1 of USA

Shots by **CAN**  
Goals (o): 0 SSG (+): 5  
SSP (-): 0 SPG (-): 0



GK 34 of USA



Shots by **USA**  
Goals (o): 0 SSG (+): 1  
SSP (-): 3 SPG (-): 1



GK 30 of CAN

<b>Legend:</b>	<b>ENG</b> Empty net goal	<b>GK</b> Goalkeeper	<b>SPG</b> Shots past goal	<b>SSG</b> Shots saved by goalkeeper	<b>SSP</b> Shots saved by player
----------------	---------------------------	----------------------	----------------------------	--------------------------------------	----------------------------------

FACE OFF CHART

USA - CAN

PERIOD 1

	USA		CAN		USA		CAN		Total wins all zones
	Def. zone	Att. zone	Neutral zone	Neutral zone	Att. zone	Def. zone	Att. zone	Def. zone	
Total wins / period			-13	+18	-18	+7	-13	+9	
					+18	-11	-13	+18	
			0 / 0%	1 / 100%	1 / 25%	3 / 75%			USA    CAN
									1 / 20%    4 / 80%

PERIOD 2

	USA		CAN		USA		CAN		Total wins all zones
	Def. zone	Att. zone	Neutral zone	Neutral zone	Att. zone	Def. zone	Att. zone	Def. zone	
Total wins / period	+19	-5	-13	+7	-8	+18	+8	-12	
	+8	-7	-	+18	-8	+18			
	-8	+7							
	+8	-7							
	-18	+8							
	-8	-8							
	3 / 50%	3 / 50%	0 / 0%	2 / 100%	1 / 33%	2 / 67%			USA    CAN
									4 / 36%    7 / 64%

PERIOD 3

	USA		CAN		USA		CAN		Total wins all zones
	Def. zone	Att. zone	Neutral zone	Neutral zone	Att. zone	Def. zone	Att. zone	Def. zone	
Total wins / period	+13	-18	-8	+7	+8	-18	+8	-7	
	+15	-7	+13	-18	+13	-18	-18	+18	
	-14	-14	-8	+18	-18	+18			
					-	+7			
	2 / 67%	1 / 33%	1 / 33%	2 / 67%	3 / 60%	2 / 40%			USA    CAN
									6 / 55%    5 / 45%

**FACE OFF CHART**

**TOTAL**

	<b>USA</b>	<b>CAN</b>	<b>USA</b>	<b>CAN</b>	<b>USA</b>	<b>CAN</b>	Total wins all zones
	Def. zone	Att. zone	Neutral zone		Att. zone	Def. zone	
Total wins / game	5 / 56%	4 / 44%	1 / 17%	5 / 83%	5 / 42%	7 / 58%	USA 11 / 41%
							CAN 16 / 59%

**HEAD TO HEAD**

No.	CAN										Tot	wins USA	Dz	Nz	Az
	5	7	8	9	11	12	18								
USA	8	3-2				1-0	1-3				11	5 45%	2 50%	0 0%	3 60%
	13	0-1		0-1			3-2				7	3 43%	1 100%	1 33%	1 33%
	14										1	0 0%	0 0%		
	15	1-0									1	1 100%	1 100%		
	18	0-1	0-1		1-0		0-1				4	1 25%	0 0%		1 33%
	19	1-0									1	1 100%	1 100%		
<b>Tot</b>	1	9	1	1	1	1	11				27	11 41%	5 56%	1 17%	5 42%
<b>wins CAN</b>	0 0%	5 56%	1 100%	1 100%	0 0%	0 0%	7 64%				16 59%				
<b>Dz</b>		2 67%		1 100%	0 0%	0 0%	4 67%				7 58%				
<b>Nz</b>		2 100%					3 75%				5 83%				
<b>Az</b>	0 0%	1 25%	1 100%				0 0%				4 44%				

<b>Legend:</b>	<b>Az</b>	Attacking zone	<b>Dz</b>	Defending zone	<b>Nz</b>	Neutral zone	<b>Tot</b>	Total face-offs played
----------------	-----------	----------------	-----------	----------------	-----------	--------------	------------	------------------------



SPART COMPLEX AND PARK

SAT  
20 APR 2013  
16:30

ICE SLEDGE HOCKEY

MIXED

GOLD MEDAL - GAME X20



---

## BEST PLAYER OF THE GAME

**GAME#** (20) USA - CAN

**HOME TEAM** USA **NAME/#** [34] CASH Steve

**VISITING TEAM** CAN **NAME/#** [29] MURRAY Graeme

## MEDALLISTS

GOLD	SILVER	BRONZE
------	--------	--------

### CAN - Canada

4 WHITSON Derek  
5 REMPEL Kevin  
7 DORION Marc  
8 MCGREGOR Tyler  
9 GALE Anthony  
11 DIXON Adam  
12 WESTLAKE Greg  
14 ARSENAULT Stephen  
18 BRIDGES Billy  
20 LUDWIG Karl  
22 ST-AMAND Benoit  
25 GEMMEL James Hale  
26 LAROCQUE Dominic  
27 BOWDEN Bradley  
29 MURRAY Graeme  
30 WATSON Corbin

### USA - United States of America

1 LEE Jen  
2 BRADY Craig  
6 FARMER Declan  
7 LIPSETT Andrew 'Taylor'  
8 SHAW Greg  
9 PAULS Joshua  
11 CARRON Tyler  
13 SWEENEY Joshua  
14 MCCOY Daniel  
15 LANDEROS Nikko  
18 MCKEE Kevin  
19 CHACE Taylor  
20 PAGE Adam  
21 SALAMONE Alexi  
23 ROMAN Rico  
28 SCHAUS Paul  
34 CASH Steve

### RUS - Russian Federation

1 IVANOV Mikhail  
2 LYSOV Aleksei  
3 PAVLOV Stanislav  
4 ASTAKHOV Aleksei  
5 VARLAKOV Vasilii  
8 LISOV Dmitriy  
10 TUCHIN Ruslan  
11 AMOSOV Alexey  
13 SHIKHOV Konstantin  
17 SELYUKIN Vadim  
18 SOKOLOV Andrey  
19 KUZNETSOV Ivan  
20 LOBANOV Konstantin  
21 PETROV Evgeny  
22 TEREITYEV Nikolay  
23 VOLKOV Ilia  
24 POPOV Ilia



**PLAYER STATISTICS BY TEAM** As of 20 APR 2013

Including Game #20

**CAN - CANADA**

No	Name	Gn	Pos	GP	G	A	PTS	PIM	+/-	GWG	PPG	SHG	SOG	SG%	TM	M/G	TSh	AT/S
4	WHITSON Derek	M	D	5	0	2	2	2	+7	0	0	0	6	0.00	66:09	13:13	111	0:35
5	REMPEL Kevin	M	F	5	0	1	1	4	+8	0	0	0	5	0.00	76:41	15:20	97	0:47
7	DORION Marc	M	F	5	2	1	3	2	+2	0	0	0	14	14.29	70:43	14:08	95	0:44
8	MCGREGOR Tyler	M	F	5	0	0	0	0	+2	0	0	0	2	0.00	34:27	6:53	51	0:40
9	GALE Anthony	M	F	5	1	1	2	2	+1	0	1	0	4	25.00	43:33	8:42	74	0:35
11	DIXON Adam	M	D	5	4	3	7	0	+8	0	1	1	15	26.67	101:08	20:13	120	0:50
12	WESTLAKE Greg	M	F	5	5	3	8	4	+9	0	1	0	18	27.78	78:27	15:41	109	0:43
14	ARSENAULT Stephen	M	D	5	0	0	0	2	+7	0	0	0	3	0.00	75:36	15:07	112	0:40
18	BRIDGES Billy	M	F	5	1	5	6	20	+10	0	0	0	23	4.35	64:01	12:48	104	0:36
20	LUDWIG Karl	M	F	5	0	0	0	2	+1	0	0	0	1	0.00	28:14	5:38	54	0:31
22	ST-AMAND Benoit	M	GK	5	0	0	0	0	+1	0	0	0	0	0.00				
25	GEMMEL James Hale	M	D	0	0	0	0	0	0	0	0	0	0	0.00	0:00		0	0:00
26	LAROCQUE Dominic	M	F	5	1	1	2	0	+3	0	0	0	7	14.29	46:26	9:17	84	0:33
27	BOWDEN Bradley	M	F	5	5	5	10	0	+11	0	3	1	22	22.73	72:49	14:33	101	0:43
29	MURRAY Graeme	M	D	5	1	2	3	8	+8	0	0	0	3	33.33	65:55	13:11	109	0:36
30	WATSON Corbin	M	GK	5	0	0	0	0	+16	0	0	0	0	0.00				

No	Name	Gn	GPT	GKD	GPI	MIP	MIP%	GA	SVS	SOGSVS%	GAA	SO	W	L
22	ST-AMAND Benoit	M	5	5	5	0:00	0.00	3	5	8 62.50	0.60	0	5	0
30	WATSON Corbin	M	5	5	5	179:06	79.60	0	23	23100.00	0.00	1	5	0

Legend:	
<b>+/-</b>	Plus/minus net
<b>DSQ</b>	Disqualified
<b>GAA</b>	Goals against as average per match
<b>Gn</b>	Gender
<b>GPT</b>	Number if games played by team
<b>M/G</b>	Minutes per game
<b>No</b>	Jersey number
<b>PTS</b>	Points
<b>SO</b>	Shutouts
<b>SVS%</b>	SVS as percentage of total SOG
<b>W</b>	Number of games won
<b>A</b>	Assists
<b>F</b>	Forward
<b>GP</b>	Games played
<b>MIP</b>	Minutes and seconds played
<b>PIM</b>	Penalties in minutes
<b>SG%</b>	Percentage of goals from total shots
<b>SOG</b>	Shots on goal
<b>AT/S</b>	Average time per shift
<b>G</b>	Goals
<b>GK</b>	Goalkeeper
<b>GPI</b>	Games played indeed
<b>GWG</b>	Games winning goals
<b>Pos</b>	Position
<b>SVS</b>	Saves
<b>TM</b>	Total minutes played
<b>D</b>	Defence
<b>GA</b>	Goals against
<b>GKD</b>	Goalkeeper dressed
<b>L</b>	Number of games lost
<b>MIP%</b>	MIP as percentage
<b>PPG</b>	Power play goals
<b>SHG</b>	Shorthanded goals
<b>TSh</b>	Total shifts played





2013 IPC ICE SLEDGE HOCKEY  
WORLD CHAMPIONSHIPS A-POOL GWANGJU



**PLAYER STATISTICS BY TEAM** As of 20 APR 2013

Including Game #20  
CZE - CZECH REPUBLIC

No	Name	Gn	Pos	GP	G	A	PTS	PIM	+/-	GWG	PPG	SHG	SOG	SG%	TM	M/G	TSh	AT/S
6	VAPENKA Michal	M	GK	5	0	0	0	0	-7	0	0	0	0	0.00				
10	BERGER Jiri	M	D	5	1	0	1	2	-4	0	0	0	14	7.14	103:24	20:40	104	0:59
21	KVOCH Tomas	M	D	5	0	0	0	0	-4	0	0	0	5	0.00	104:59	20:59	112	0:56
24	SAFRANEK Zdenek	M	F	5	0	0	0	0	-2	0	0	0	2	0.00	79:31	15:54	93	0:51
26	KLIMA Zdenek	M	D	5	0	0	0	0	-2	0	0	0	1	0.00	30:41	6:08	39	0:47
29	KUBES Pavel	M	D	5	0	0	0	0	-4	0	0	0	7	0.00	103:29	20:41	101	1:01
30	FOJTIK Erik	M	F	5	0	0	0	6	-3	0	0	0	6	0.00	106:25	21:17	112	0:57
64	HULIN Libor	M	GK	5	0	0	0	0	-1	0	0	0	0	0.00				
65	HRBEK Miroslav	M	D	5	0	1	1	2	-4	0	0	0	3	0.00	97:49	19:33	104	0:56
74	GEIER Michal	M	F	5	0	0	0	2	-3	0	0	0	12	0.00	94:38	18:55	105	0:54
75	RAUL Jiri	M	F	5	2	0	2	4	-2	0	0	0	5	40.00	96:32	19:18	82	1:10
77	PALAT David	M	F	5	1	0	1	2	-2	0	0	0	6	16.67	75:35	15:07	85	0:53
82	HABL Zdenek	M	F	5	0	0	0	2	-5	0	0	0	6	0.00	96:28	19:17	106	0:54
96	KRUPICKA Zdenek	M	F	5	0	0	0	2	-2	0	0	0	2	0.00	44:24	8:52	48	0:55

No	Name	Gn	GPT	GKD	GPI	MIP	MIP%	GA	SVS	SOGSVS%	GAA	SO	W	L
6	VAPENKA Michal	M	5	5	5	210:00	93.33	11	54	65 83.08	2.20	1	2	3
64	HULIN Libor	M	5	5	5	15:00	6.67	1	4	5 80.00	0.20	0	2	3

Legend:			
<b>+/-</b>	Plus/minus net	<b>A</b>	Assists
<b>DSQ</b>	Disqualified	<b>F</b>	Forward
<b>GAA</b>	Goals against as average per match	<b>GP</b>	Games played
<b>Gn</b>	Gender	<b>GPI</b>	Games played indeed
<b>GPT</b>	Number if games played by team	<b>GWG</b>	Games winning goals
<b>M/G</b>	Minutes per game	<b>MIP</b>	Minutes and seconds played
<b>No</b>	Jersey number	<b>PIM</b>	Penalties in minutes
<b>PTS</b>	Points	<b>Pos</b>	Position
<b>SO</b>	Shutouts	<b>SG%</b>	Percentage of goals from total shots
<b>SVS%</b>	SVS as percentage of total SOG	<b>SOG</b>	Shots on goal
<b>W</b>	Number of games won	<b>SVS</b>	Saves
		<b>TM</b>	Total minutes played
		<b>AT/S</b>	Average time per shift
		<b>G</b>	Goals
		<b>GK</b>	Goalkeeper
		<b>GKD</b>	Goalkeeper dressed
		<b>L</b>	Number of games lost
		<b>MIP%</b>	MIP as percentage
		<b>PPG</b>	Power play goals
		<b>SHG</b>	Shorthanded goals
		<b>TSh</b>	Total shifts played



**PLAYER STATISTICS BY TEAM** As of 20 APR 2013

Including Game #20

ITA - ITALY

No	Name	Gn	Pos	GP	G	A	PTS	PIM	+/-	GWG	PPG	SHG	SOG	SG%	TM	M/G	TSh	AT/S
1	STILLITANO Santino	M	GK	5	0	0	0	0	-5	0	0	0	0	0.00				
3	ROSA Gianluigi	M	D	5	1	0	1	14	-2	0	0	0	15	6.67	102:37	20:31	79	1:17
5	PLANKER Florian	M	F	5	2	0	2	8	-3	0	0	0	13	15.38	161:36	32:19	99	1:37
6	CAVALIERE Gianluca	M	D	5	0	1	1	0	-3	0	0	0	6	0.00	97:04	19:24	96	1:00
7	WINKLER Werner	M	F	5	0	0	0	0	-5	0	0	0	6	0.00	109:37	21:55	102	1:04
8	RADICE Roberto	M	D	5	0	0	0	0	-1	0	0	0	0	0.00	41:59	8:23	35	1:11
14	BALOSSETTI Bruno	M	D	5	0	0	0	0	-3	0	0	0	2	0.00	59:51	11:58	64	0:56
15	ARAUDO Gabriele	M	GK	5	0	0	0	0	0	0	0	0	0	0.00				
16	CHIAROTTI Andrea	M	F	5	1	0	1	2	-7	0	1	0	7	14.29	135:29	27:05	74	1:49
18	MACRI Andrea	M	F	5	0	0	0	2	0	0	0	0	3	0.00	41:43	8:20	50	0:50
68	CORVINO Valerio	M	F	5	1	1	2	4	0	0	0	0	10	10.00	83:24	16:40	74	1:07
69	CONDELLO Giuseppe	M	D	5	0	0	0	2	0	0	0	0	0	0.00	15:57	3:11	17	0:56
73	LEPERDI Gregory	M	F	5	0	2	2	2	+1	0	0	0	8	0.00	160:53	32:10	77	2:05

No	Name	Gn	GPT	GKD	GPI	MIP	MIP%	GA	SVS	SOG	SVS%	GAA	SO	W	L	
1	STILLITANO Santino	M	5		5	5	176:04	74.92	7	41	48	85.42	1.40	0	1	4
15	ARAUDO Gabriele	M	5		5	5	55:12	23.49	2	28	30	93.33	0.40	0	1	4

Legend:							
<b>+/-</b>	Plus/minus net	<b>A</b>	Assists	<b>AT/S</b>	Average time per shift	<b>D</b>	Defence
<b>DSQ</b>	Disqualified	<b>F</b>	Forward	<b>G</b>	Goals	<b>GA</b>	Goals against
<b>GAA</b>	Goals against as average per match	<b>GP</b>	Games played	<b>GK</b>	Goalkeeper	<b>GKD</b>	Goalkeeper dressed
<b>Gn</b>	Gender	<b>GPI</b>	Games played indeed	<b>GWG</b>	Games winning goals	<b>L</b>	Number of games lost
<b>GPT</b>	Number if games played by team	<b>MIP</b>	Minutes and seconds played	<b>Pos</b>	Position	<b>MIP%</b>	MIP as percentage
<b>M/G</b>	Minutes per game	<b>PIM</b>	Penalties in minutes	<b>SVS</b>	Saves	<b>PPG</b>	Power play goals
<b>No</b>	Jersey number	<b>SG%</b>	Percentage of goals from total shots	<b>TM</b>	Total minutes played	<b>SHG</b>	Shorthanded goals
<b>PTS</b>	Points	<b>SOG</b>	Shots on goal			<b>TSh</b>	Total shifts played
<b>SO</b>	Shutouts						
<b>SVS%</b>	SVS as percentage of total SOG						
<b>W</b>	Number of games won						



**PLAYER STATISTICS BY TEAM** As of 20 APR 2013

Including Game #20

KOR - KOREA

No	Name	Gn	Pos	GP	G	A	PTS	PIM	+/-	GWG	PPG	SHG	SOG	SG%	TM	M/G	TSh	AT/S
7	SHIN Kyoung Moon	M	F	2	0	0	0	0	0	0	0	0	0	0.00	7:06	3:33	6	1:11
10	CHO Young Jae	M	D	5	1	0	1	2	0	0	0	0	20	5.00	102:57	20:35	90	1:08
11	CHOI Bae Suk	M	F	3	0	0	0	0	0	0	0	0	0	0.00	5:17	1:45	8	0:39
12	KIM Young Sung	M	F	5	1	0	1	29	-3	0	0	0	5	20.00	52:26	10:29	72	0:43
14	JUNG Seung Hwan	M	F	5	3	2	5	4	-3	0	0	1	18	16.67	101:35	20:19	92	1:06
20	JANG Dong Shin	M	D	5	1	0	1	6	-1	0	0	0	8	12.50	97:06	19:25	86	1:07
23	LEE Yong Min	M	F	5	1	0	1	8	-1	0	0	0	7	14.29	45:21	9:04	61	0:44
26	KIM Dae Jung	M	F	4	0	0	0	0	0	0	0	0	1	0.00	13:30	3:22	13	1:02
27	CHO Byeong Seok	M	F	5	1	1	2	2	-1	0	0	0	7	14.29	69:50	13:58	81	0:51
28	LEE Jong Kyung	M	F	5	0	0	0	2	-3	0	0	0	7	0.00	108:37	21:43	90	1:12
31	YU Man Gyun	M	GK	5	0	0	0	0	-8	0	0	0	0	0.00				
49	LEE Young Min	M	D	3	0	0	0	0	0	0	0	0	0	0.00	9:51	3:17	6	1:38
55	JANG Jong Ho	M	F	5	0	3	3	0	+3	0	0	0	6	0.00	66:16	13:15	48	1:22
68	HAN Min Su	M	D	5	0	1	1	2	-1	0	0	0	13	0.00	80:28	16:05	77	1:02
74	CHUNG Young Hoon	M	GK	5	0	0	0	0	+5	0	0	0	0	0.00				
88	PARK Sang Hyeon	M	F	5	0	0	0	2	0	0	0	0	2	0.00	28:02	5:36	31	0:54
90	PARK Woo Chul	M	D	5	0	0	0	2	-3	0	0	0	13	0.00	69:06	13:49	68	1:00

No	Name	Gn	GPT	GKD	GPI	MIP	MIP%	GA	SVS	SOGSVS%	GAA	SO	W	L
31	YU Man Gyun	M	5	5	5	127:12	54.13	11	32	43 74.42	2.20	0	1	4
74	CHUNG Young Hoon	M	5	5	5	53:20	22.70	0	13	13100.00	0.00	1	1	4

<b>Legend:</b>														
<b>+/-</b>	Plus/minus net	<b>A</b>	Assists	<b>AT/S</b>	Average time per shift	<b>D</b>	Defence							
<b>DSQ</b>	Disqualified	<b>F</b>	Forward	<b>G</b>	Goals	<b>GA</b>	Goals against							
<b>GAA</b>	Goals against as average per match	<b>GP</b>	Games played	<b>GK</b>	Goalkeeper	<b>GKD</b>	Goalkeeper dressed							
<b>Gn</b>	Gender	<b>GPI</b>	Games played indeed	<b>GWG</b>	Games winning goals	<b>L</b>	Number of games lost							
<b>GPT</b>	Number if games played by team	<b>MIP</b>	Minutes and seconds played	<b>Pos</b>	Position	<b>MIP%</b>	MIP as percentage							
<b>M/G</b>	Minutes per game	<b>PIM</b>	Penalties in minutes	<b>SHG</b>	Shorthanded goals	<b>PPG</b>	Power play goals							
<b>No</b>	Jersey number	<b>SOG</b>	Percentage of goals from total shots	<b>SVS</b>	Saves	<b>SHG</b>	Shorthanded goals							
<b>PTS</b>	Points	<b>SOG</b>	Shots on goal	<b>TM</b>	Total minutes played	<b>TSh</b>	Total shifts played							
<b>SO</b>	Shutouts													
<b>SVS%</b>	SVS as percentage of total SOG													
<b>W</b>	Number of games won													



**PLAYER STATISTICS BY TEAM** As of 20 APR 2013

Including Game #20

NOR - NORWAY

No	Name	Gn	Pos	GP	G	A	PTS	PIM	+/-	GWG	PPG	SHG	SOG	SG%	TM	M/G	TSh	AT/S
2	BUEN Kristian	M	GK	5	0	0	0	0	0	0	0	0	0	0.00				
3	PEDERSEN Rolf Einar	M	D	5	3	0	3	2	0	0	0	0	16	18.75	179:49	35:57	110	1:38
6	KIRSTISTUEN Emil	M	F	2	0	1	1	0	0	0	0	0	0	0.00	10:50	5:25	14	0:46
7	HAGEN Eskil	M	D	5	1	3	4	4	-3	0	0	0	8	12.50	82:07	16:25	90	0:54
8	SVEE Stig Tore	M	D	5	0	0	0	2	-5	0	0	0	1	0.00	69:31	13:54	94	0:44
9	VAERNES Morten	M	D	5	1	0	0	2	-6	1	0	0	5	20.00	159:19	31:51	103	1:32
10	RIVERA Tor	M	F	4	0	0	0	0	-2	0	0	0	0	0.00	23:04	5:46	31	0:44
12	BOGLE Magnus	M	F	5	0	0	0	2	0	0	0	0	2	0.00	63:04	12:36	70	0:54
13	ROYNE Kjell Vidal	M	F	5	0	1	1	2	-8	0	0	0	3	0.00	70:49	14:09	79	0:53
15	SORHEIM Emil	M	F	5	0	1	1	0	-1	0	0	0	1	0.00	35:02	7:00	50	0:42
16	NORDSTOGA Knut Andre	M	D	5	0	0	0	0	-3	0	0	0	2	0.00	107:09	21:25	103	1:02
18	HAMAR Kjell Christian	M	GK	5	0	0	0	0	-5	0	0	0	0	0.00				
20	HAMRE Martin F.	M	F	5	0	0	0	2	+1	0	0	0	1	0.00	30:42	6:08	36	0:51
21	AUSTEVOLL Ole Bjarte	M	D	5	0	0	0	2	-1	0	0	0	3	0.00	98:08	19:37	105	0:56
22	BAKKE Audun	M	F	5	2	0	2	0	+1	0	0	0	9	22.22	178:47	35:45	101	1:46
23	KLAKEGG Jan Roger	M	F	5	0	2	2	2	-3	0	0	0	4	0.00	106:21	21:16	98	1:05

No	Name	Gn	GPT	GKD	GPI	MIP	MIP%	GA	SVS	SOGSVS%	GAA	SO	W	L
2	BUEN Kristian	M	5	5	5	256:41	104.77	7	66	73 90.41	1.40	0	3	2
18	HAMAR Kjell Christian	M	5	5	5	20:55	8.54	5	5	10 50.00	1.00	0	3	2

Legend:	
<b>+/-</b>	Plus/minus net
<b>DSQ</b>	Disqualified
<b>GAA</b>	Goals against as average per match
<b>Gn</b>	Gender
<b>GPT</b>	Number of games played by team
<b>M/G</b>	Minutes per game
<b>No</b>	Jersey number
<b>PTS</b>	Points
<b>SO</b>	Shutouts
<b>SVS%</b>	SVS as percentage of total SOG
<b>W</b>	Number of games won
<b>A</b>	Assists
<b>F</b>	Forward
<b>GP</b>	Games played
<b>MIP</b>	Minutes and seconds played
<b>PIM</b>	Penalties in minutes
<b>SG%</b>	Percentage of goals from total shots
<b>SOG</b>	Shots on goal
<b>AT/S</b>	Average time per shift
<b>G</b>	Goals
<b>GK</b>	Goalkeeper
<b>GPI</b>	Games played indeed
<b>GWG</b>	Games winning goals
<b>Pos</b>	Position
<b>SVS</b>	Saves
<b>TM</b>	Total minutes played
<b>D</b>	Defence
<b>GA</b>	Goals against
<b>GKD</b>	Goalkeeper dressed
<b>L</b>	Number of games lost
<b>MIP%</b>	MIP as percentage
<b>PPG</b>	Power play goals
<b>SHG</b>	Shorthanded goals
<b>TSh</b>	Total shifts played



**PLAYER STATISTICS BY TEAM** As of 20 APR 2013

Including Game #20  
RUS - RUSSIAN FEDERATION

No	Name	Gn	Pos	GP	G	A	PTS	PIM	+/-	GWG	PPG	SHG	SOG	SG%	TM	M/G	TSh	AT/S	
1	IVANOV Mikhail	M	GK	5	0	0	0	0	+5	0	0	0	0	0.00					
2	LYSOV Aleksei	M	D	5	0	0	0	4	+6	0	0	0	1	0.00	95:05	19:01	86	1:06	
3	PAVLOV Stanislav	M	F	2	0	0	0	0	+1	0	0	0	0	0.00	13:51	6:55	16	0:51	
4	ASTAKHOV Aleksei	M	D	0	0	0	0	0	0	0	0	0	0	0.00	0:00			0	0:00
5	VARLAKOV Vasilii	M	D	5	2	1	3	14	0	0	1	0	11	18.18	79:51	15:58	85	0:56	
8	LISOV Dmitriy	M	F	5	4	1	5	4	+4	0	1	0	8	50.00	95:37	19:07	95	1:00	
10	TUCHIN Ruslan	M	F	5	1	2	3	2	-3	0	0	0	3	33.33	78:41	15:44	81	0:58	
11	AMOSOV Alexey	M	F	3	0	0	0	0	+1	0	0	0	0	0.00	0:00	0:00	12	0:00	
13	SHIKHOV Konstantin	M	F	5	0	0	0	4	-2	0	0	0	7	0.00	80:54	16:10	91	0:53	
17	SELYUKIN Vadim	M	D	5	0	0	0	2	+1	0	0	0	4	0.00	54:14	10:50	58	0:56	
18	SOKOLOV Andrey	M	F	5	0	0	0	0	+3	0	0	0	2	0.00	50:33	10:06	68	0:44	
19	KUZNETSOV Ivan	M	D	5	0	2	2	0	+3	0	0	0	6	0.00	92:19	18:27	95	0:58	
20	LOBANOV Konstantin	M	GK	5	0	0	0	0	-2	0	0	0	0	0.00					
21	PETROV Evgeny	M	F	5	2	3	5	2	+4	0	0	0	12	16.67	84:06	16:49	89	0:56	
22	TERENTYEV Nikolay	M	F	5	0	0	0	6	-1	0	0	0	2	0.00	23:07	4:37	32	0:43	
23	VOLKOV Ilia	M	F	5	1	1	2	16	+6	0	0	0	3	33.33	77:40	15:32	80	0:58	
24	POPOV Ilia	M	D	5	0	0	0	0	-1	0	0	0	0	0.00	4:21	0:52	6	0:43	

No	Name	Gn	GPT	GKD	GPI	MIP	MIP%	GA	SVS	SOGSVS%	GAA	SO	W	L
1	IVANOV Mikhail	M	5	5	5	135:00	60.00	2	55	57 96.49	0.40	2	3	2
20	LOBANOV Konstantin	M	5	5	5	45:00	20.00	5	23	28 82.14	1.00	0	3	2

Legend:							
<b>+/-</b>	Plus/minus net	<b>A</b>	Assists	<b>AT/S</b>	Average time per shift	<b>D</b>	Defence
<b>DSQ</b>	Disqualified	<b>F</b>	Forward	<b>G</b>	Goals	<b>GA</b>	Goals against
<b>GAA</b>	Goals against as average per match	<b>GP</b>	Games played	<b>GK</b>	Goalkeeper	<b>GKD</b>	Goalkeeper dressed
<b>Gn</b>	Gender	<b>GPI</b>	Games played indeed	<b>GPI</b>	Games played indeed	<b>L</b>	Number of games lost
<b>GPT</b>	Number of games played by team	<b>GWG</b>	Games winning goals	<b>GWG</b>	Games winning goals	<b>MIP%</b>	MIP as percentage
<b>M/G</b>	Minutes per game	<b>Pos</b>	Position	<b>Pos</b>	Position	<b>PPG</b>	Power play goals
<b>No</b>	Jersey number	<b>SG%</b>	Percentage of goals from total shots	<b>SHG</b>	Shorthanded goals	<b>SHG</b>	Shorthanded goals
<b>PTS</b>	Points	<b>SOG</b>	Shots on goal	<b>SVS</b>	Saves	<b>TSh</b>	Total shifts played
<b>SO</b>	Shutouts	<b>TM</b>	Total minutes played	<b>TM</b>	Total minutes played		
<b>SVS%</b>	SVS as percentage of total SOG						
<b>W</b>	Number of games won						



**PLAYER STATISTICS BY TEAM** As of 20 APR 2013

Including Game #20

SWE - SWEDEN

No	Name	Gn	Pos	GP	G	A	PTS	PIM	+/-	GWG	PPG	SHG	SOG	SG%	TM	M/G	TSh	AT/S
2	SILVSTRAND OLSSON Filip	M	F	0	0	0	0	0	0	0	0	0	0	0.00	0:00		0	0:00
3	INGVARSSON Niklas	M	D	5	0	1	1	8	-13	0	0	0	12	0.00	205:21	41:04	49	4:11
4	ANDERSON Aron	M	F	5	0	1	1	4	-15	0	0	0	8	0.00	208:06	41:37	50	4:09
5	NILSSON Ulf	M	GK	5	0	0	0	0	-12	0	0	0	0	0.00				
8	KASPERI Per	M	F	5	1	0	1	8	-9	0	0	0	11	9.09	141:03	28:12	66	2:08
11	LUNDGREN Rasmus	M	D	5	1	0	1	0	-12	0	0	0	9	11.11	140:42	28:08	65	2:09
14	JONSSON Kenth	M	GK	5	0	0	0	0	-3	0	0	0	0	0.00				
15	ISAKSSON Rasmus	M	D	0	0	0	0	0	0	0	0	0	0	0.00	0:00		0	0:00
18	OJALA Peter	M	F	5	0	0	0	0	-4	0	0	0	0	0.00	59:16	11:51	40	1:28
19	WISTRAND Anders	M	F	5	0	0	0	0	-2	0	0	0	0	0.00	7:31	1:30	11	0:41
20	RAKOS Niklas	M	F	5	0	0	0	2	-10	0	0	0	8	0.00	141:52	28:22	74	1:55
21	HOLM Marcus	M	D	5	0	0	0	4	-8	0	0	0	4	0.00	163:00	32:36	65	2:30

No	Name	Gn	GPT	GKD	GPI	MIP	MIP%	GA	SVS	SOGSVS%	GAA	SO	W	L
5	NILSSON Ulf	M	5	5	5	192:34	85.59	14	47	61 77.05	2.80	0	0	5
14	JONSSON Kenth	M	5	5	5	30:33	13.58	3	12	15 80.00	0.60	0	0	5

Legend:	
<b>+/-</b>	Plus/minus net
<b>DSQ</b>	Disqualified
<b>GAA</b>	Goals against as average per match
<b>Gn</b>	Gender
<b>GPT</b>	Number if games played by team
<b>M/G</b>	Minutes per game
<b>No</b>	Jersey number
<b>PTS</b>	Points
<b>SO</b>	Shutouts
<b>SVS%</b>	SVS as percentage of total SOG
<b>W</b>	Number of games won
<b>A</b>	Assists
<b>F</b>	Forward
<b>GP</b>	Games played
<b>MIP</b>	Minutes and seconds played
<b>PIM</b>	Penalties in minutes
<b>SG%</b>	Percentage of goals from total shots
<b>SOG</b>	Shots on goal
<b>AT/S</b>	Average time per shift
<b>G</b>	Goals
<b>GK</b>	Goalkeeper
<b>GPI</b>	Games played indeed
<b>GWG</b>	Games winning goals
<b>Pos</b>	Position
<b>SVS</b>	Saves
<b>TM</b>	Total minutes played
<b>D</b>	Defence
<b>GA</b>	Goals against
<b>GKD</b>	Goalkeeper dressed
<b>L</b>	Number of games lost
<b>MIP%</b>	MIP as percentage
<b>PPG</b>	Power play goals
<b>SHG</b>	Shorthanded goals
<b>TSh</b>	Total shifts played



**PLAYER STATISTICS BY TEAM** As of 20 APR 2013

Including Game #20

USA - UNITED STATES of AMERICA

No	Name	Gn	Pos	GP	G	A	PTS	PIM	+/-	GWG	PPG	SHG	SOG	SG%	TM	M/G	TSh	AT/S
1	LEE Jen	M	GK	5	0	0	0	0	+4	0	0	0	0	0.00				
2	BRADY Craig	M	D	2	0	0	0	0	0	0	0	0	0	0.00	0:00	0:00	0	0:00
6	FARMER Declan	M	F	5	4	4	8	0	+11	0	0	0	9	44.44	85:23	17:04	66	1:17
7	LIPSETT Andrew 'Taylor'	M	F	4	0	1	1	4	+5	0	0	0	1	0.00	53:51	13:27	48	1:07
8	SHAW Greg	M	F	5	0	2	2	4	+11	0	0	0	7	0.00	85:53	17:10	76	1:07
9	PAULS Joshua	M	F	4	4	2	6	0	+12	0	0	0	10	40.00	72:09	18:02	61	1:10
11	CARRON Tyler	M	D	5	0	1	1	0	+9	0	0	0	3	0.00	87:07	17:25	80	1:05
13	SWEENEY Joshua	M	F	5	1	2	3	0	+5	0	0	0	5	20.00	64:23	12:52	75	0:51
14	MCCOY Daniel	M	F	4	0	1	1	0	0	0	0	0	0	0.00	38:44	9:41	34	1:08
15	LANDEROS Nikko	M	D	5	1	2	3	0	+7	0	0	0	6	16.67	119:38	23:55	95	1:15
18	MCKEE Kevin	M	F	5	2	2	4	0	+4	0	0	0	6	33.33	86:46	17:21	95	0:54
19	CHACE Taylor	M	D	5	5	1	6	2	+12	0	0	0	16	31.25	111:26	22:17	105	1:03
20	PAGE Adam	M	F	5	0	1	1	0	+3	0	0	0	5	0.00	62:17	12:27	59	1:03
21	SALAMONE Alexi	M	F	5	1	1	2	2	0	0	1	0	9	11.11	57:34	11:30	53	1:05
23	ROMAN Rico	M	D	5	0	1	1	0	+4	0	0	0	8	0.00	87:24	17:28	73	1:11
28	SCHAUS Paul	M	F	5	1	1	2	4	+3	0	0	0	6	16.67	53:34	10:42	68	0:47
34	CASH Steve	M	GK	5	0	0	0	0	+12	0	0	0	0	0.00				

No	Name	Gn	GPT	GKD	GPI	MIP	MIP%	GA	SVS	SOGSVS%	GAA	SO	W	L
1	LEE Jen	M	5	5	5	46:50	20.81	0	9	9100.00	0.00	0	4	1
34	CASH Steve	M	5	5	5	162:25	72.19	2	33	35 94.29	0.40	0	4	1

<b>Legend:</b>														
<b>+/-</b>	Plus/minus net	<b>A</b>	Assists	<b>AT/S</b>	Average time per shift	<b>D</b>	Defence							
<b>DSQ</b>	Disqualified	<b>F</b>	Forward	<b>G</b>	Goals	<b>GA</b>	Goals against							
<b>GAA</b>	Goals against as average per match	<b>GP</b>	Games played	<b>GK</b>	Goalkeeper	<b>GKD</b>	Goalkeeper dressed							
<b>Gn</b>	Gender	<b>GPI</b>	Games played indeed	<b>GPI</b>	Games played indeed	<b>L</b>	Number of games lost							
<b>GPT</b>	Number if games played by team	<b>GWG</b>	Games winning goals	<b>GWG</b>	Games winning goals	<b>MIP%</b>	MIP as percentage							
<b>M/G</b>	Minutes per game	<b>MIP</b>	Minutes and seconds played	<b>Pos</b>	Position	<b>PPG</b>	Power play goals							
<b>No</b>	Jersey number	<b>PIM</b>	Penalties in minutes	<b>SVS</b>	Saves	<b>SHG</b>	Shorthanded goals							
<b>PTS</b>	Points	<b>SG%</b>	Percentage of goals from total shots	<b>TM</b>	Total minutes played	<b>TSh</b>	Total shifts played							
<b>SO</b>	Shutouts	<b>SOG</b>	Shots on goal											
<b>SVS%</b>	SVS as percentage of total SOG													
<b>W</b>	Number of games won													



**TEAM STATISTICS** As of 20 APR 2013

Including Game #20

Scoring Efficiency					
(Ranked by highest SG% / highest GP)					
Rank	Team	GP	GF	SSG	SG%
1	USA	5	19	57	20.88
2	RUS	5	10	38	16.95
3	CAN	5	20	93	16.26
4	NOR	5	7	37	12.73
5	KOR	5	8	65	7.48
6	ITA	5	5	60	7.14
7	CZE	5	4	56	5.80
8	SWE	5	2	44	3.85

Power Play							
(Ranked by highest PP% / highest GP)							
Rank	Team	GP	ADV	PPGF	PP%	TPP	M:S
1	CAN	5	14	6	42.86	24:51	4:08
2	RUS	5	10	2	20.00	15:58	7:59
3	USA	5	10	1	10.00	20:53	20:53
4	ITA	5	13	1	7.69	24:54	24:54
5	CZE	5	9	0	0.00	19:24	
5	NOR	5	7	0	0.00	14:23	
5	SWE	5	10	0	0.00	9:36	
5	KOR	5	22	0	0.00	23:26	

Penalty Killing							
(Ranked by highest PK% / highest GP)							
Rank	Team	GP	DVG	PPGA	PK%	TSH	M:S
1	CZE	5	7	0	100.00	15:08	
1	NOR	5	11	0	100.00	1:57	
1	SWE	5	10	0	100.00	20:23	
4	ITA	5	17	1	94.12	21:52	21:52
5	CAN	5	12	1	91.67	25:33	25:33
6	RUS	5	17	2	88.24	36:18	18:09
7	USA	5	5	1	80.00	9:29	9:29
8	KOR	5	16	5	68.75	22:45	4:33

Goalkeeping											
(Ranked by highest SVS%)											
Rank	Team	GP	GA	SVS	SOG	SVS%	GAA	SHGA	PPGA	SO	ENG
1	USA	5	2	42	44	95.45	0.40	0	1	3	0
2	RUS	5	7	78	85	91.76	1.40	0	2	2	0
3	CAN	5	3	28	31	90.32	0.60	0	1	4	0
4	ITA	5	9	69	78	88.46	1.80	1	1	0	0
5	NOR	5	12	71	84	84.52	2.40	0	0	0	0
6	CZE	5	12	58	70	82.86	2.40	1	0	1	0
7	KOR	5	11	45	56	80.36	2.20	0	5	1	0
8	SWE	5	17	59	76	77.63	3.40	1	0	0	0

Penalties									
(Ranked by highest PIM)									
Rank	Team	GP	2	5	10	GM	MP	PIM	PAVG
1	KOR	5	17	1	0	1	0	59	11.80
2	RUS	5	18	0	2	0	0	56	11.20
3	CAN	5	18	0	1	0	0	46	9.20
4	ITA	5	17	0	0	0	0	34	6.80
5	SWE	5	13	0	0	0	0	26	5.20
6	CZE	5	11	0	0	0	0	22	4.40
6	NOR	5	11	0	0	0	0	22	4.40
8	USA	5	8	0	0	0	0	16	3.20

Shorthanded Goals					
(Ranked by highest NET / lowest GP)					
Rank	Team	GP	SHGF	SHGA	NET
1	CAN	5	2	0	2
2	KOR	5	1	0	1
3	USA	5	0	0	0
3	NOR	5	0	0	0
3	RUS	5	0	0	0
6	CZE	5	0	1	-1
6	SWE	5	0	1	-1
6	ITA	5	0	1	-1

Attendance				
(Ranked by highest average attendance)				
Rank	Team	GP	Spect	AVG
1	USA	5		
2	CZE	5		
3	NOR	5		
4	SWE	5		
5	KOR	5		
6	CAN	5		
7	ITA	5		
8	RUS	5		
	Total	20		

<b>Legend:</b>	Ten (10) minute penalties	<b>2</b>	Two (2) minute penalties	<b>5</b>	Five (5) minute penalties
<b>10</b>	Advantage (times on power play)	<b>AVG</b>	Average	<b>DSQ</b>	Disqualified
<b>ADV</b>	disadvantage (number of times shorthanded)	<b>GAA</b>	Goals against as average per match	<b>ENG</b>	Empty net goals
<b>DVG</b>	Goals against	<b>GM</b>	Game misconducts	<b>GP</b>	Number of games played
<b>GA</b>	Goals for	<b>MP</b>	Match penalties	<b>NET</b>	SHGF - SHGA
<b>GF</b>	Average time in min. and sec.	<b>PIM</b>	Penalties in minutes	<b>PK%</b>	Penalty killing percentage
<b>M:S</b>	PIM in average	<b>PPGA</b>	Power play goals against	<b>PPGF</b>	Power play goals for shorthanded goals
<b>PAVG</b>	Power play eff. as percentage	<b>SHGA</b>	Shorthanded goals against	<b>SHGF</b>	Spectators
<b>PP%</b>	Percent of goals from total shots	<b>SOG</b>	shots on goal	<b>Spect</b>	Spectators
<b>SG%</b>	Shots saved by goalkeeper	<b>SVS</b>	Saves	<b>SVS%</b>	SVS as percentage of total SOG
<b>SO</b>	Time of power play	<b>TSH</b>	Time shorthanded in min. and sec.		
<b>SSG</b>					
<b>TPP</b>					





**GOALKEEPERS** As of 20 APR 2013

Including Game #20

(Ranked by highest SVS% / lowest GAA / highest GPI)

Rank	Name	Gn	No	Team	GKD	GP	MIP	MIP%	SOG	GA	SVS	SVS%	GAA	PPG	ASHGA	SO
1	WATSON Corbin	M	30	CAN	5	5	179:06	79.60	23	0	23	<b>100.00</b>	0.00	0	0	1
2	IVANOV Mikhail	M	1	RUS	5	5	135:00	60.00	57	2	55	<b>96.49</b>	0.40	1	0	2
3	CASH Steve	M	34	USA	5	5	162:25	72.19	35	2	33	<b>94.29</b>	0.40	1	0	0
4	BUEN Kristian	M	2	NOR	5	5	256:41	104.77	73	7	66	<b>90.41</b>	1.40	0	0	0
5	STILLITANO Santino	M	1	ITA	5	5	176:04	74.92	48	7	41	<b>85.42</b>	1.40	1	1	0
6	VAPENKA Michal	M	6	CZE	5	5	210:00	93.33	65	11	54	<b>83.08</b>	2.20	0	0	1
7	NILSSON Ulf	M	5	SWE	5	5	192:34	85.59	61	14	47	<b>77.05</b>	2.80	0	1	0
8	YU Man Gyun	M	31	KOR	5	5	127:12	54.13	43	11	32	<b>74.42</b>	2.20	5	0	0

(Goalkeepers with less than 40% of their team's total minutes (MIP% less than 40))

Name	Gn	No	Team	GKD	GP	MIP	MIP%	SOG	GA	SVS	SVS%	GAA	PPG	ASHGA	SO
CHUNG Young Hoon	M	74	KOR	5	5	53:20	22.70	13	0	13	<b>100.00</b>	0.00	0	0	1
LEE Jen	M	1	USA	5	5	46:50	20.81	9	0	9	<b>100.00</b>	0.00	0	0	0
ARAUDO Gabriele	M	15	ITA	5	5	55:12	23.49	30	2	28	<b>93.33</b>	0.40	0	0	0
LOBANOV Konstantin	M	20	RUS	5	5	45:00	20.00	28	5	23	<b>82.14</b>	1.00	1	0	0
HULIN Libor	M	64	CZE	5	5	15:00	6.67	5	1	4	<b>80.00</b>	0.20	0	1	0
JONSSON Kenth	M	14	SWE	5	5	30:33	13.58	15	3	12	<b>80.00</b>	0.60	0	0	0
ST-AMAND Benoit	M	22	CAN	5	5	00:00	0.00	8	3	5	<b>62.50</b>	0.60	1	0	0
HAMAR Kjell Christian	M	18	NOR	5	5	20:55	8.54	10	5	5	<b>50.00</b>	1.00	0	0	0

<b>Legend:</b>	Goals against	<b>GAA</b>	Goals against as average per match	<b>GKD</b>	Goalkeeper dressed
<b>GA</b>	Gender	<b>GP</b>	Games played	<b>MIP</b>	Minutes and seconds played
<b>MIP%</b>	MIP as percentage	<b>No</b>	Jersey number	<b>PPGA</b>	Power play goals against
<b>SO</b>	Shutouts(no GA in a game)	<b>SOG</b>	Shots on goal (G +.SSG)	<b>SHGA</b>	Shortanded goals against
<b>SVS%</b>	SVS as percentage of total SOG			<b>SVS</b>	Saves

**SCORING LEADERS** As of 20 APR 2013

Including Game #20

(Ranked by highest PTS / highest G / lowest GP)

Rank	Name	Gn	No	Team	Pos	GP	G	A	PTS	PIM	+/-
1	BOWDEN Bradley	M	27	CAN	F	5	5	5	10	0	+11
2	WESTLAKE Greg	M	12	CAN	F	5	5	3	8	4	+9
3	FARMER Declan	M	6	USA	F	5	4	4	8	0	+11
4	DIXON Adam	M	11	CAN	D	5	4	3	7	0	+8
5	CHACE Taylor	M	19	USA	D	5	5	1	6	2	+12
6	PAULS Joshua	M	9	USA	F	4	4	2	6	0	+12
7	BRIDGES Billy	M	18	CAN	F	5	1	5	6	20	+10
8	LISOV Dmitriy	M	8	RUS	F	5	4	1	5	4	+4
9	JUNG Seung Hwan	M	14	KOR	F	5	3	2	5	4	-3
10	PETROV Evgeny	M	21	RUS	F	5	2	3	5	2	+4
11	MCKEE Kevin	M	18	USA	F	5	2	2	4	0	+4
12	HAGEN Eskil	M	7	NOR	D	5	1	3	4	4	-3
13	PEDERSEN Rolf Einar	M	3	NOR	D	5	3	0	3	2	0
14	DORION Marc	M	7	CAN	F	5	2	1	3	2	+2
14	VARLAKOV Vasilii	M	5	RUS	D	5	2	1	3	14	0
16	LANDEROS Nikko	M	15	USA	D	5	1	2	3	0	+7
16	MURRAY Graeme	M	29	CAN	D	5	1	2	3	8	+8
16	SWEENEY Joshua	M	13	USA	F	5	1	2	3	0	+5
16	TUCHIN Ruslan	M	10	RUS	F	5	1	2	3	2	-3
20	JANG Jong Ho	M	55	KOR	F	5	0	3	3	0	+3
21	BAKKE Audun	M	22	NOR	F	5	2	0	2	0	+1
21	PLANKER Florian	M	5	ITA	F	5	2	0	2	8	-3
21	RAUL Jiri	M	75	CZE	F	5	2	0	2	4	-2
24	CHO Byeong Seok	M	27	KOR	F	5	1	1	2	2	-1
24	CORVINO Valerio	M	68	ITA	F	5	1	1	2	4	0
24	GALE Anthony	M	9	CAN	F	5	1	1	2	2	+1
24	LAROCQUE Dominic	M	26	CAN	F	5	1	1	2	0	+3
24	SALAMONE Alexi	M	21	USA	F	5	1	1	2	2	0
24	SCHAUS Paul	M	28	USA	F	5	1	1	2	4	+3
24	VOLKOV Ilia	M	23	RUS	F	5	1	1	2	16	+6

Legend:							
+/-	Plus/minus net	A	Assists	D	Defence	F	Forward
G	Goals	Gn	Gender	GP	Number of games played	No	Jersey number
PIM	Penalties in minutes	Pos	Position	PTS	Points		

**GOAL SCORING LEADERS** As of 20 APR 2013

Including Game #20

(Ranked by highest G / lowest GP)

Rank	Name	Gn	No	Team	Pos	GP	G	S	SG%	PPG	SHG	+/-
1	BOWDEN Bradley	M	27	CAN	F	5	5	22	22.73	3	1	+11
1	WESTLAKE Greg	M	12	CAN	F	5	5	18	27.78	1	0	+9
1	CHACE Taylor	M	19	USA	D	5	5	16	31.25	0	0	+12
4	PAULS Joshua	M	9	USA	F	4	4	10	40.00	0	0	+12
5	DIXON Adam	M	11	CAN	D	5	4	15	26.67	1	1	+8
5	LISOV Dmitriy	M	8	RUS	F	5	4	8	50.00	1	0	+4
5	FARMER Declan	M	6	USA	F	5	4	9	44.44	0	0	+11
8	JUNG Seung Hwan	M	14	KOR	F	5	3	18	16.67	0	1	-3
8	PEDERSEN Rolf Einar	M	3	NOR	D	5	3	16	18.75	0	0	0
10	DORION Marc	M	7	CAN	F	5	2	14	14.29	0	0	+2
10	RAUL Jiri	M	75	CZE	F	5	2	5	40.00	0	0	-2
10	PLANKER Florian	M	5	ITA	F	5	2	13	15.38	0	0	-3
10	BAKKE Audun	M	22	NOR	F	5	2	9	22.22	0	0	+1
10	PETROV Evgeny	M	21	RUS	F	5	2	12	16.67	0	0	+4
10	VARLAKOV Vasilii	M	5	RUS	D	5	2	11	18.18	1	0	0
10	MCKEE Kevin	M	18	USA	F	5	2	6	33.33	0	0	+4
17	MURRAY Graeme	M	29	CAN	D	5	1	3	33.33	0	0	+8
17	LAROCQUE Dominic	M	26	CAN	F	5	1	7	14.29	0	0	+3
17	BRIDGES Billy	M	18	CAN	F	5	1	23	4.35	0	0	+10
17	GALE Anthony	M	9	CAN	F	5	1	4	25.00	1	0	+1
17	BERGER Jiri	M	10	CZE	D	5	1	14	7.14	0	0	-4
17	PALAT David	M	77	CZE	F	5	1	6	16.67	0	0	-2
17	CHIAROTTI Andrea	M	16	ITA	F	5	1	7	14.29	1	0	-7
17	ROSA Gianluigi	M	3	ITA	D	5	1	15	6.67	0	0	-2
17	CORVINO Valerio	M	68	ITA	F	5	1	10	10.00	0	0	0
17	LEE Yong Min	M	23	KOR	F	5	1	7	14.29	0	0	-1
17	CHO Young Jae	M	10	KOR	D	5	1	20	5.00	0	0	0
17	CHO Byeong Seok	M	27	KOR	F	5	1	7	14.29	0	0	-1
17	JANG Dong Shin	M	20	KOR	D	5	1	8	12.50	0	0	-1
17	KIM Young Sung	M	12	KOR	F	5	1	5	20.00	0	0	-3

Legend:							
+/-	Plus/minus net	D	Defence	F	Forward	G	Goals
Gn	Gender	GP	Number of games played	No	Jersey number	Pos	Position
PPG	Power play goals	S	Shots	SG%	Percentage of goals from total shots		
SHG	Shorthanded goals						

**ASSIST LEADERS** As of 20 APR 2013

Including Game #20

(Ranked by highest A / lowest GP)

Rank	Name	Gn	No	Team	Pos	GP	A	+/-
1	BOWDEN Bradley	M	27	CAN	F	5	5	+11
1	BRIDGES Billy	M	18	CAN	F	5	5	+10
3	FARMER Declan	M	6	USA	F	5	4	+11
4	DIXON Adam	M	11	CAN	D	5	3	+8
4	HAGEN Eskil	M	7	NOR	D	5	3	-3
4	JANG Jong Ho	M	55	KOR	F	5	3	+3
4	PETROV Evgeny	M	21	RUS	F	5	3	+4
4	WESTLAKE Greg	M	12	CAN	F	5	3	+9
9	PAULS Joshua	M	9	USA	F	4	2	+12
10	JUNG Seung Hwan	M	14	KOR	F	5	2	-3
10	KLAKEGG Jan Roger	M	23	NOR	F	5	2	-3
10	KUZNETSOV Ivan	M	19	RUS	D	5	2	+3
10	LANDEROS Nikko	M	15	USA	D	5	2	+7
10	LEPERDI Gregory	M	73	ITA	F	5	2	+1
10	MCKEE Kevin	M	18	USA	F	5	2	+4
10	MURRAY Graeme	M	29	CAN	D	5	2	+8
10	SHAW Greg	M	8	USA	F	5	2	+11
10	SWEENEY Joshua	M	13	USA	F	5	2	+5
10	TUCHIN Ruslan	M	10	RUS	F	5	2	-3
10	WHITSON Derek	M	4	CAN	D	5	2	+7
21	KIRSTISTUEN Emil	M	6	NOR	F	2	1	0
22	LIPSETT Andrew 'Taylor'	M	7	USA	F	4	1	+5
22	MCCOY Daniel	M	14	USA	F	4	1	0
24	ANDERSON Aron	M	4	SWE	F	5	1	-15
24	CARRON Tyler	M	11	USA	D	5	1	+9
24	CAVALIERE Gianluca	M	6	ITA	D	5	1	-3
24	CHACE Taylor	M	19	USA	D	5	1	+12
24	CHO Byeong Seok	M	27	KOR	F	5	1	-1
24	CORVINO Valerio	M	68	ITA	F	5	1	0
24	DORION Marc	M	7	CAN	F	5	1	+2

**Legend:**

+/-	Plus/minus net	A	Assists	D	Defence	F	Forward
Gn	Gender	GP	Number of games played	No	Jersey number	Pos	Position

**DEFENCEMEN SCORING LEADERS** As of 20 APR 2013

Including Game #20

(Ranked by highest PTS / highest G / lowest GP)

Rank	Name	Gn	No	Team	GP	G	A	PTS	PIM	+/-
1	DIXON Adam	M	11	CAN	5	4	3	7	0	+8
2	CHACE Taylor	M	19	USA	5	5	1	6	2	+12
3	HAGEN Eskil	M	7	NOR	5	1	3	4	4	-3
4	PEDERSEN Rolf Einar	M	3	NOR	5	3	0	3	2	0
5	VARLAKOV Vasilii	M	5	RUS	5	2	1	3	14	0
6	LANDEROS Nikko	M	15	USA	5	1	2	3	0	+7
6	MURRAY Graeme	M	29	CAN	5	1	2	3	8	+8
8	KUZNETSOV Ivan	M	19	RUS	5	0	2	2	0	+3
8	WHITSON Derek	M	4	CAN	5	0	2	2	2	+7
10	BERGER Jiri	M	10	CZE	5	1	0	1	2	-4
10	CHO Young Jae	M	10	KOR	5	1	0	1	2	0
10	JANG Dong Shin	M	20	KOR	5	1	0	1	6	-1
10	LUNDGREN Rasmus	M	11	SWE	5	1	0	1	0	-12
10	ROSA Gianluigi	M	3	ITA	5	1	0	1	14	-2
15	CARRON Tyler	M	11	USA	5	0	1	1	0	+9
15	CAVALIERE Gianluca	M	6	ITA	5	0	1	1	0	-3
15	HAN Min Su	M	68	KOR	5	0	1	1	2	-1
15	HRBEK Miroslav	M	65	CZE	5	0	1	1	2	-4
15	INGVARSSON Niklas	M	3	SWE	5	0	1	1	8	-13
15	ROMAN Rico	M	23	USA	5	0	1	1	0	+4

**Legend:**

+/-	Plus/minus net	A	Assists	G	Goals	Gn	Gender
GP	Number of games played	No	Jersey number	PIM	Penalties in minutes	PTS	Points

**FACE-OFF LEADERS** As of 20 APR 2013

Including Game #20

(Ranked by highest FO%)

Rank	Name	Gn	No	Team	Pos	GP	FO+	FO-	FO+/-	FO%
1	SHAW Greg	M	8	USA	F	5	45	17	+28	72.58
2	BRIDGES Billy	M	18	CAN	F	5	56	24	+32	70.00
3	LEE Jong Kyung	M	28	KOR	F	5	55	25	+30	68.75
3	SWEENEY Joshua	M	13	USA	F	5	33	15	+18	68.75
5	SVEE Stig Tore	M	8	NOR	D	5	25	14	+11	64.10
6	CHO Byeong Seok	M	27	KOR	F	5	41	28	+13	59.42
7	GALE Anthony	M	9	CAN	F	5	19	14	+5	57.58
8	DORION Marc	M	7	CAN	F	5	25	19	+6	56.82
9	KASPERI Per	M	8	SWE	F	5	12	10	+2	54.55
10	BAKKE Audun	M	22	NOR	F	5	19	18	+1	51.35
11	BOGLE Magnus	M	12	NOR	F	5	23	22	+1	51.11
12	TUCHIN Ruslan	M	10	RUS	F	5	31	30	+1	50.82
13	INGVARSSON Niklas	M	3	SWE	D	5	17	17	0	50.00
14	PLANKER Florian	M	5	ITA	F	5	52	53	-1	49.52
15	HABL Zdenek	M	82	CZE	F	5	49	52	-3	48.51
16	MCKEE Kevin	M	18	USA	F	5	25	27	-2	48.08
17	JANG Jong Ho	M	55	KOR	F	5	11	13	-2	45.83
18	HAGEN Eskil	M	7	NOR	D	5	31	37	-6	45.59
19	FOJTIK Erik	M	30	CZE	F	5	32	43	-11	42.67
20	HOLM Marcus	M	21	SWE	D	5	26	37	-11	41.27
21	ANDERSON Aron	M	4	SWE	F	5	15	24	-9	38.46
22	LEPERDI Gregory	M	73	ITA	F	5	17	32	-15	34.69
23	LUNDGREN Rasmus	M	11	SWE	D	5	7	14	-7	33.33
24	VOLKOV Ilia	M	23	RUS	F	5	27	64	-37	29.67

**Note:**

Average of four face-offs per game played required for ranking

**Legend:**

<b>D</b>	Defence	<b>F</b>	Forward	<b>FO-L</b>	Face-offs lost
<b>FO-W</b>	Face-offs won	<b>FO%</b>	Face-offs won as percentage	<b>FO+/-</b>	Face-offs net
<b>Gn</b>	Gender	<b>GP</b>	Number of games played	<b>No</b>	Jersey number
<b>Pos</b>	Position				

**PLUS-MINUS LEADER** As of 20 APR 2013

Including Game #20

(Ranked by highest +/- / highest + / lowest +)

Rank	Name	Gn	No	Team	Pos	GP	+	-	+/-
1	CHACE Taylor	M	19	USA	D	5	13	1	+12
2	PAULS Joshua	M	9	USA	F	4	12	0	+12
3	BOWDEN Bradley	M	27	CAN	F	5	12	1	+11
4	FARMER Declan	M	6	USA	F	5	11	0	+11
4	SHAW Greg	M	8	USA	F	5	11	0	+11
6	BRIDGES Billy	M	18	CAN	F	5	10	0	+10
7	WESTLAKE Greg	M	12	CAN	F	5	11	2	+9
8	CARRON Tyler	M	11	USA	D	5	10	1	+9
9	MURRAY Graeme	M	29	CAN	D	5	10	2	+8
10	DIXON Adam	M	11	CAN	D	5	9	1	+8
10	REMPEL Kevin	M	5	CAN	F	5	9	1	+8
12	WHITSON Derek	M	4	CAN	D	5	9	2	+7
13	LANDEROS Nikko	M	15	USA	D	5	8	1	+7
14	ARSENAULT Stephen	M	14	CAN	D	5	7	0	+7
15	LYSOV Aleksei	M	2	RUS	D	5	7	1	+6
16	VOLKOV Ilia	M	23	RUS	F	5	6	0	+6
17	LIPSETT Andrew 'Taylor'	M	7	USA	F	4	5	0	+5
17	SWEENEY Joshua	M	13	USA	F	5	5	0	+5
19	LISOV Dmitriy	M	8	RUS	F	5	6	2	+4
19	PETROV Evgeny	M	21	RUS	F	5	6	2	+4
21	MCKEE Kevin	M	18	USA	F	5	5	1	+4
21	ROMAN Rico	M	23	USA	D	5	5	1	+4
23	KUZNETSOV Ivan	M	19	RUS	D	5	6	3	+3
24	LAROCQUE Dominic	M	26	CAN	F	5	5	2	+3
25	JANG Jong Ho	M	55	KOR	F	5	4	1	+3
25	PAGE Adam	M	20	USA	F	5	4	1	+3
25	SOKOLOV Andrey	M	18	RUS	F	5	4	1	+3
28	SCHAUS Paul	M	28	USA	F	5	3	0	+3
29	DORION Marc	M	7	CAN	F	5	4	2	+2
30	MCGREGOR Tyler	M	8	CAN	F	5	2	0	+2

<b>Legend:</b>							
-	Negative participation	+	Positive participation	+/-	Plus/minus net	D	Defence
F	Forward	Gn	Gender	GP	Number of games played	No	Jersey number
Pos	Position						

**MOST PENALISED PLAYERS** As of 20 APR 2013

Including Game #20

(Ranked by highest PIM / lowest GP)

Rank	Name	Gn	No	Team	Pos	GP	PIM	2	5	10	GM	MP	PAVG
1	KIM Young Sung	M	12	KOR	F	5	29	2	1	0	1	0	5.80
2	BRIDGES Billy	M	18	CAN	F	5	20	5	0	1	0	0	4.00
3	VOLKOV Ilia	M	23	RUS	F	5	16	3	0	1	0	0	3.20
4	ROSA Gianluigi	M	3	ITA	D	5	14	7	0	0	0	0	2.80
4	VARLAKOV Vasilii	M	5	RUS	D	5	14	2	0	1	0	0	2.80
6	INGVARSSON Niklas	M	3	SWE	D	5	8	4	0	0	0	0	1.60
6	KASPERI Per	M	8	SWE	F	5	8	4	0	0	0	0	1.60
6	LEE Yong Min	M	23	KOR	F	5	8	4	0	0	0	0	1.60
6	MURRAY Graeme	M	29	CAN	D	5	8	4	0	0	0	0	1.60
6	PLANKER Florian	M	5	ITA	F	5	8	4	0	0	0	0	1.60
11	FOJTIK Erik	M	30	CZE	F	5	6	3	0	0	0	0	1.20
11	JANG Dong Shin	M	20	KOR	D	5	6	3	0	0	0	0	1.20
11	TERENTYEV Nikolay	M	22	RUS	F	5	6	3	0	0	0	0	1.20
14	LIPSETT Andrew 'Taylor'	M	7	USA	F	4	4	2	0	0	0	0	1.00
15	ANDERSON Aron	M	4	SWE	F	5	4	2	0	0	0	0	0.80
15	CORVINO Valerio	M	68	ITA	F	5	4	2	0	0	0	0	0.80
15	HAGEN Eskil	M	7	NOR	D	5	4	2	0	0	0	0	0.80
15	HOLM Marcus	M	21	SWE	D	5	4	2	0	0	0	0	0.80
15	JUNG Seung Hwan	M	14	KOR	F	5	4	2	0	0	0	0	0.80
15	LISOV Dmitriy	M	8	RUS	F	5	4	2	0	0	0	0	0.80
15	LYSOV Aleksei	M	2	RUS	D	5	4	2	0	0	0	0	0.80
15	RAUL Jiri	M	75	CZE	F	5	4	2	0	0	0	0	0.80
15	REMPPEL Kevin	M	5	CAN	F	5	4	2	0	0	0	0	0.80
15	SCHAUS Paul	M	28	USA	F	5	4	2	0	0	0	0	0.80
15	SHAW Greg	M	8	USA	F	5	4	2	0	0	0	0	0.80
15	SHIKHOV Konstantin	M	13	RUS	F	5	4	2	0	0	0	0	0.80
15	WESTLAKE Greg	M	12	CAN	F	5	4	2	0	0	0	0	0.80
28	ARSENAULT Stephen	M	14	CAN	D	5	2	1	0	0	0	0	0.40
28	AUSTEVOLL Ole Bjarte	M	21	NOR	D	5	2	1	0	0	0	0	0.40
28	BERGER Jiri	M	10	CZE	D	5	2	1	0	0	0	0	0.40

Legend:							
<b>10</b>	Ten (10) minute penalties	<b>2</b>	Two (2) minute penalties	<b>5</b>	Five (5) minute penalties	<b>D</b>	Defence
<b>F</b>	Forward	<b>GK</b>	Goalkeeper	<b>GM</b>	Game misconducts	<b>Gn</b>	Gender
<b>GP</b>	Games played	<b>MP</b>	Match penalties	<b>No</b>	Jersey number	<b>PAVG</b>	PIM (average) per game
<b>PIM</b>	Penalties in minutes	<b>Pos</b>	Position				





2013 IPC ICE SLEDGE HOCKEY  
WORLD CHAMPIONSHIPS A-POOL GOYANG

SPART COMPLEX AND PARK

ICE SLEDGE HOCKEY

MIXED



---

## BEST PLAYER SELECTED BY THE DIRECTORATE

Award	Number	Name	Gender	Team
Best Goalkeeper	1	IVANOV Mikhail	M	RUS - Russian Federation
Best Defenceman	19	CHACE Taylor	M	USA - United States of America
Best Forward	12	WESTLAKE Greg	M	CAN - Canada

**COMPETITION OFFICIALS** As of 17 APR 2013

Function	Name	NOC
<b>On-ice Officials</b>		
Referee	BOESE Paul	CAN - Canada
	MODIG Erik Matthias	SWE - Sweden
	MORRISON Johnathan Michael	USA - United States of America
	SAMOYLOV Igor	RUS - Russian Federation
	VANEK Jan	CZE - Czech Republic
	WEBINGER Kevin	CAN - Canada
Linesman	BEELEN Louis	NED - Netherlands
	BOKAL Scott	USA - United States of America
	CHAE Young-Jin	KOR - Korea
	CLARK Matt	CAN - Canada
	HELTMAN Tomasz	POL - Poland
	KASAHARA Yoshifumi	JPN - Japan
	KIM Tae-Ho	KOR - Korea
	PYO Jang Won	KOR - Korea
	RICHARDSON Steven	NOR - Norway
	WESLEY Leon	CZE - Czech Republic
<b>Supervisors</b>		
Chairperson of Directorate	BLASE Keith Arthur	USA - United States of America
Technical Delegate	KOESTER Thomas	USA - United States of America
Officials supervisor	MACDONALD Scott	CAN - Canada
Assistant Officials supervisor	BRINKMAN Richard Scott	USA - United States of America

**Note:**  
Officials data may be updated until start of competition



**2013 IPC ICE SLEDGE HOCKEY  
WORLD CHAMPIONSHIPS A-POOL GOYANG**

***Official Results Book***