



WHEELCHAIR TENNIS

Results Book

The Tokyo Organising Committee
of the Olympic and Paralympic Games

Ver.1.0
4 SEP 2021 21:00



Version History

Version	Date	Created by	Comments
1.0	4 SEP 2021	Tomás KÖCKRITZ Nasreddine CHADI	First Version

Table of Contents

Competition Format and Rules

Medal Standings

Medallists by Event

Competition Officials

Daily Match Information – Results Summary

August 27

August 28

August 29

August 30

August 31

September 1

September 2

September 3

September 4

Men's Singles

Entry List By Event

Draw

First Round

Second Round


Third Round

Quarterfinals

Semifinals

Bronze Medal Match

Gold Medal Match



Women's Singles

[Entry List By Event](#)

[Draw](#)

[First Round](#)

[Second Round](#)

[Quarterfinals](#)

[Semifinals](#)

[Bronze Medal Match](#)

[Gold Medal Match](#)

Men's Doubles

[Entry List By Event](#)

[Draw](#)

[First Round](#)

[Second Round](#)

[Quarterfinals](#)

[Semifinals](#)

[Bronze Medal Match](#)

[Gold Medal Match](#)

Women's Doubles

[Entry List By Event](#)

[Draw](#)

[First Round](#)

[Quarterfinals](#)

[Semifinals](#)

[Bronze Medal Match](#)

[Gold Medal Match](#)



Quad Singles

Entry List By Event

Draw

First Round

Quarterfinals

Semifinals

Bronze Medal Match

Gold Medal Match

Quad Doubles

Entry List By Event

Draw

Quarterfinals

Semifinals

Bronze Medal Match

Gold Medal Match



Competition Format and Rules

競技形式および規則

As of THU 19 AUG 2021

PARALYMPIC COMPETITION FORMAT

The wheelchair tennis competition at the Tokyo 2020 Paralympic Games is made up of six events: men's and women's singles and doubles, as well as quad singles and doubles.

All medal events in the wheelchair tennis competition will be conducted in a single-elimination format. The winners of the semifinals in each event will play for the gold and silver medals, with the semifinal losers playing for the bronze medal.

There will be 56 players including 16 seeds in the men's singles, 32 players including eight seeds in the women's singles, and 16 players including four seeds in the quad singles. There are a maximum of 28 teams including eight seeded teams in the men's doubles, a maximum of 16 teams including four seeded teams in the women's doubles and a maximum of eight teams including two seeded teams in the quad doubles.

The seedings will be determined by the International Tennis Federation (ITF) world ranking on 23 Aug 2021.

Competition draw

The draw will be conducted in public by officials from the ITF. If there are two athletes from the same country, they will be drawn in opposite halves of the draw. If there are three or four athletes from the same country, they will be drawn in different quarters of the draw.

SPORT RULES AND PROCEDURES

Scoring

All matches will be the best of three tiebreak sets.

Competition rules

The wheelchair tennis competition will be held in accordance with the editions of the following documents that are in force at the time of the Games:

- The latest ITF Wheelchair Tennis Rules (available at www.itftennis.com/en/about-us/governance/rules-and-regulations/?type=tour-regulations)
- The Paralympic Wheelchair Tennis Event Regulations (available at www.itftennis.com/wheelchair)
- The Paralympic Games Classification Guide (available at www.paralympic.org/wheelchair-tennis/classification)
- The IPC Handbook (available at www.paralympic.org/the-ipc/handbook)

The ITF, working with the Tokyo 2020 competition management, will be responsible for the technical control and direction of the wheelchair tennis competition at the Tokyo 2020 Paralympic Games.

CHANGES SINCE THE RIO 2016 PARALYMPIC GAMES

There is a fixed number of male players for Tokyo 2020.

DIFFERENCES FROM THE OLYMPIC GAMES

- All matches at the Paralympic Games are the best of three tiebreak sets. At the Olympic Games, the doubles events include a match tiebreak as a third set.
- Mixed doubles is not played at the Paralympic Games.
- The quad class is for athletes with a loss of function in one or both arms.
- There are some rule differences between wheelchair tennis and tennis, specifically:



1. The two-bounce rule - a wheelchair tennis player is allowed two bounces of the ball. The second bounce can be either in or out of the court boundaries.
2. The wheelchair is considered a part of the body and all applicable rules which apply to a player's body shall apply to the wheelchair.
3. There are specific rules for service which are contained in the Wheelchair Tennis Regulations.
4. Player loses point - specific scenarios are contained in the Wheelchair Tennis Regulations describing how a player can lose a point.
5. Players are allowed an equipment time-out if they have issues with their wheelchairs.



Medal Standings

メダル獲得数

As of SAT 4 SEP 2021 at 21:56

After 6 of 6 Events

Rank	NPC	Men				Women				Quads				Total				Rank by Total
		G	S	B	Tot.	G	S	B	Tot.	G	S	B	Tot.	G	S	B	Tot.	
1	NED - Netherlands		1	1	2	2			2	1	1	1	3	3	2	2	7	1
2	JPN - Japan	1			1		1	1	2			1	1	1	1	2	4	=2
3	AUS - Australia									1	1		2	1	1		2	4
4	FRA - France	1			1									1			1	5
5	GBR - Great Britain		1	1	2		1	1	2						2	2	4	=2
Total:		2	2	2	6	2	2	2	6	2	2	2	6	6	6	6	18	

Note:
Rank by Total is calculated by the total number of gold, silver and bronze medals.

Legend:
= Equal sign indicates that two or more NPCs share rank by total
Tot. Total
B Bronze
G Gold
S Silver



Medallists by Event

種目ごとのメダリスト

As of SAT 4 SEP 2021 at 21:56

After 6 of 6 Events

Event	Date	Medal	Name	NPC Code
Men's Singles	SAT 4 SEP	GOLD	KUNIEDA Shingo	JPN
		SILVER	EGBERINK Tom	NED
		BRONZE	REID Gordon	GBR
Women's Singles	FRI 3 SEP	GOLD	de GROOT Diede	NED
		SILVER	KAMIJI Yui	JPN
		BRONZE	WHILEY Jordanne	GBR
Men's Doubles	FRI 3 SEP	GOLD	HOUDET Stephane PEIFER Nicolas	FRA
		SILVER	HEWETT Alfie REID Gordon	GBR
		BRONZE	EGBERINK Tom SCHEFFERS Maikel	NED
Women's Doubles	SAT 4 SEP	GOLD	de GROOT Diede van KOOT Aniek	NED
		SILVER	SHUKER Lucy WHILEY Jordanne	GBR
		BRONZE	KAMIJI Yui OHTANI Momoko	JPN
Quad Singles	SAT 4 SEP	GOLD	ALCOTT Dylan	AUS
		SILVER	SCHRODER Sam	NED
		BRONZE	VINK Niels	NED
Quad Doubles	WED 1 SEP	GOLD	SCHRODER Sam VINK Niels	NED
		SILVER	ALCOTT Dylan DAVIDSON Heath	AUS
		BRONZE	MOROISHI Mitsuteru SUGENO Koji	JPN



Competition Officials オフィシャルズ

REVISED
28 AUG 12:15

As of SAT 28 AUG 2021

Function	Name	Nation
Technical Delegate:	DE LANGE Ellen	Netherlands
Referee:	KANNAMWAR Nitin	India
Assistant Referees:	MATSUNO Eida SCHULZ Sabine SMITH Iain	Japan Germany South Africa
Chief Umpire:	RAISON Gael	France
Assistant Chief Umpire:	MCKNIGHT Christine	New Zealand
Tournament Control:	HAMOUDA Ashraf LEIFMAN Dima PARADA Luiz	Egypt Israel Brazil
Chair Umpires:	ABDELAAL Hala ANDERSON Ben BORGHEI Adel BURKA Fernanda DUANGPINKUM Amorn EDWARDS Fiona ESTEVEZ Patricio GOSAVI Avanee KURENCHANINA Daria LAKHDHAR Yassine LOUHOS Harri MCALEER Matthew MROZINSKA Marta MUKHERJEE Abhishek MUSA Saidu NILHAG Miranda OTA Kinuka RODRIGUEZ Pablo SRECEC Nikola YAN Bo ZANON Emiliano	Egypt Great Britain Islamic Republic of Iran Argentina Thailand Great Britain Argentina India Belarus Tunisia Finland Australia Poland India Nigeria Sweden Japan Spain Croatia People's Republic of China Georgia
Review Officials:	JAEGER-HELTON Kris KUREK Anna LIN Meng-Ping MUKHERJEE Abhishek PETROVIC Marko SRECEC Nikola	United States of America Poland Chinese Taipei India Serbia Croatia
Medical Staff and Trainers:	PLATT Melanie VONK Marja	Australia Netherlands

REVISED

MUKHERJEE Abhishek and SRECEC Nikola added as Chair Umpires



Daily Match Information - Results Summary

試合情報

Friday 27 AUG 2021

Event	Round	Name		Name	Results
Centre Court					
MS	1	(9) SANADA Takashi (JPN)	d.	ANKER Carlos (NED)	6-1 6-1
MS	1	(10) OLSSON Stefan (SWE)	d.	RODRIGUES Daniel (BRA)	6-3 6-2
MS	1	JI Zhenxu (CHN)	d.	LEGNER Martin (AUT)	6-1 6-0
QD	QF	(2) SCHRODER / VINK (NED)	d.	BARTEN / WAGNER (USA)	6-2 6-1
MS	1	(16) SPAARGAREN Ruben (NED)	d.	RIEGLER Josef (AUT)	6-0 6-1
MS	1	ARAI Daisuke (JPN)	d.	SASSON Guy (ISR)	6-1 6-1
MS	1	(BPC) ELS Leon (RSA)	d.	CARNEIRO SILVA Gustavo (BRA)	1-6 6-4 6-3
Court 1					
MS	1	(13) CAVERZASCHI Daniel (ESP)	d.	BAILEY Dermot (GBR)	6-2 6-0
MS	1	(12) MIKI Takuya (JPN)	d.	SISCAR MESEGUER Enrique (ESP)	6-1 6-2
QD	QF	COTTERILL / LAPTHORNE (GBR)	d.	KIM / KIM (KOR)	6-2 6-0
Court 2					
MS	1	(15) VANDORPE Jef (BEL)	d.	LANGMANN Nico (AUT)	6-4 6-1
MS	1	(14) SCHEFFERS Maikel (NED)	d.	(BPC) STROUD Conner (USA)	6-4 6-3
QD	QF	MOROISHI / SUGENO (JPN)	d.	SAADON / WEINBERG (ISR)	7-5 6-2
Court 3					
MS	1	(BPC) GERGELY Marek (SVK)	d.	(BPC) DIAMANTIS Stefanos (GRE)	7-6(4) 3-6 6-0
MS	1	(11) de la PUENTE Martin (ESP)	d.	LEDESMA Agustin (ARG)	6-1 6-1
Court 4					
MS	1	(BPC) OH Sang-Ho (KOR)	d.	(BPC) POMME Mauricio (BRA)	6-0 6-3
MS	1	IM Ho Won (KOR)	d.	MENGUY Gaetan (FRA)	3-6 6-4 6-1
Court 5					
MS	1	RATZLAFF Casey (USA)	d.	CATTANEO Frederic (FRA)	6-2 7-5
MS	1	MARIPA Evans (RSA)	d.	(BPC) FLAX Thomas (AUT)	6-2 6-0
WD	1	MONTJANE / VENTER (RSA)	d.	BERNAL / MARTINEZ (COL)	6-1 6-1
Court 6					
MS	1	CASCO Ezequiel (ARG)	d.	(BPC) DUNN Martyn (AUS)	6-0 6-0
MS	1	WEEKES Ben (AUS)	d.	BERDICHEVSKY Adam (ISR)	6-4 6-2
WD	1	HUANG / HUANG (CHN)	d.	CALDEIRA / DUVAL (BRA)	6-0 6-0
Court 7					
MS	1	(BPC) BOUKARTACHA Lhaj (MAR)	d.	MEDEIROS Rafael (BRA)	7-5 6-1
MS	1	TUR Francesc (ESP)	d.	(BPC) SUWAN Banjob (THA)	6-1 6-4
WD	1	WANG / ZHU (CHN)	d.	BARON / MATHEWSON (USA)	6-1 6-0



Daily Match Information - Results Summary

試合情報

Event	Round	Name	Name	Results
Court 8				
MS	1	CATALDO Alexander (CHI)	d. (BPC) DHARMASENA D S R (SRI)	6-3 6-4
MS	1	FABISIAK Kamil (POL)	d. KHLONGRUA Suthi (THA)	4-6 6-2 6-1
WD	1	BUBNOVA / LVOVA (RPC)	d. FAIRBANK / MORCH (FRA)	2-6 7-5 6-2
Court 9				
MS	1	BORHAN Abu Samah (MAS)	d. (BPC) GIL Jose Pablo (CRC)	4-6 6-3 6-2
MS	1	(BPC) JAROSZEWSKI Piotr (POL)	d. (BPC) SEPULVEDA Jaime (CHI)	1-6 6-4 6-4

Legend:							
BPC	Bipartite Commission Place	d.	Defeated	MS	Men's Singles	QD	Quad Doubles
QF	Quarterfinals	WD	Women's Doubles				



Daily Match Information - Results Summary

試合情報

Saturday 28 AUG 2021

Event	Round	Name		Name	Results
Centre Court					
WS	1	(2) KAMIJI Yui (JPN)	d.	MORENO Maria Florencia (ARG)	6-0 6-1
MS	2	(1) KUNIEDA Shingo (JPN)	d.	(BPC) GERGELY Marek (SVK)	6-0 6-1
MS	2	(5) REID Gordon (GBR)	d.	(BPC) ELS Leon (RSA)	6-2 6-0
WS	1	(1) de GROOT Diede (NED)	d.	CABRILLANA Macarena (CHI)	6-1 6-0
QS	1	SUGENO Koji (JPN)	d.	(BPC) KIM Myung Je (KOR)	6-0 6-0
QS	1	(1) ALCOTT Dylan (AUS)	d.	MOROISHI Mitsuteru (JPN)	6-0 6-2
MD	1	ARAI / MIKI (JPN)	d.	KHLONGRUA / SUWAN (THA)	7-6(2) 6-3
Court 1					
WS	1	SHUKER Lucy (GBR)	d.	(BPC) UN Busra (TUR)	6-0 6-0
WS	1	(5) OHTANI Momoko (JPN)	d.	(BPC) VENTER Mariska (RSA)	6-1 6-2
QS	1	(3) LAPHORNE Andy (GBR)	d.	SHAW Robert (CAN)	6-3 6-3
Court 2					
MS	2	(2) HEWETT Alfie (GBR)	d.	FABISIAK Kamil (POL)	6-1 6-2
WS	1	(6) MONTJANE Kgothatso (RSA)	d.	TAKAMURO Saki (JPN)	6-2 6-1
QS	1	(2) SCHRODER Sam (NED)	d.	(BPC) SAADON Yosi (ISR)	6-1 6-2
Court 3					
MS	2	(3) GERARD Joachim (BEL)	d.	RATZLAFF Casey (USA)	6-1 6-1
WS	1	MORCH Emmanuelle (FRA)	d.	(BPC) BUBNOVA Liudmila (RPC)	6-2 6-1
QS	1	VINK Niels (NED)	d.	(BPC) WEINBERG Shraga (ISR)	6-0 6-3
MD	1	CARNEIRO SILVA / RODRIGUES (BRA)	d.	DUNN / WEEKES (AUS)	6-2 6-3
Court 4					
WS	1	TANAKA Manami (JPN)	d.	(BPC) AWANE Najwa (MAR)	6-2 6-1
WS	1	DUVAL Meirycoll (BRA)	d.	(BPC) BARON Shelby (USA)	6-4 6-4
MD	1	FLAX / LANGMANN (AUT)	d.	SISCAR MESEGUER / TUR (ESP)	3-6 6-4 7-5
QS	1	BARTEN Bryan (USA)	vs	KIM Kyu-Seung (KOR)	Cancelled
Chair Umpire:					
Court 5					
MS	2	(4) FERNANDEZ Gustavo (ARG)	d.	TUR Francesc (ESP)	6-1 6-0
WS	1	(4) WHILEY Jordanne (GBR)	d.	BERNAL Angelica (COL)	6-0 6-3
WS	1	(7) ZHU Zhenzhen (CHN)	d.	(BPC) MARTINEZ Johana (COL)	6-0 6-0
MD	1	IM / OH (KOR)	d.	LEGNER / RIEGLER (AUT)	6-1 6-3
Court 6					
WS	1	(3) van KOOT Aniek (NED)	d.	KRUGER Katharina (GER)	6-3 6-1
WS	1	KHANTHASIT Sakhorn (THA)	d.	HUANG Huimin (CHN)	6-2 6-4
WS	1	WANG Ziyang (CHN)	d.	BUOB Nalani (SUI)	6-1 6-0



Daily Match Information - Results Summary

試合情報

Event	Round	Name	Name	Results
Court 7				
MS	2	(6) HOUDET Stephane (FRA)	d. (BPC) BOUKARTACHA Lhaj (MAR)	6-0 6-2
WS	1	(8) MATHEWSON Dana (USA)	d. (BPC) FAIRBANK Charlotte (FRA)	6-0 6-3
QS	1	(4) WAGNER David (USA)	d. SILVA Ymanitu (BRA)	3-6 6-2 6-2
Court 8				
MS	2	(7) PEIFER Nicolas (FRA)	d. (BPC) OH Sang-Ho (KOR)	6-0 6-2
WS	1	HUANG Jinlian (CHN)	d. KAISER Emmy (USA)	6-1 6-1
MD	1	BERDICHEVSKY / SASSON (ISR)	d. MEDEIROS / POMME (BRA)	6-1 2-0 RET
MD	1	CATALDO / SEPULVEDA (CHI)	d. FABISIAK / JAROSZEWSKI (POL)	6-3 4-6 6-3
Court 9				
MS	2	(8) EGBERINK Tom (NED)	d. BORHAN Abu Samah (MAS)	6-0 6-1
WS	1	LVOVA Viktoriia (RPC)	d. (BPC) CALDEIRA Ana (BRA)	6-0 6-2
QS	1	DAVIDSON Heath (AUS)	d. (BPC) COTTERILL Antony (GBR)	6-1 6-0
MD	1	RATZLAFF / STROUD (USA)	d. ELS / MARIPA (RSA)	5-7 6-1 6-2

Legend:

BPC Bipartite Commission Place
QS Quad Singles

d. Defeated
RET Retired

MD Men's Doubles
WS Women's Singles

MS Men's Singles



Daily Match Information - Results Summary

試合情報

Sunday 29 AUG 2021

Event	Round	Name		Name	Results
Centre Court					
WD	QF	(3) KAMIJI / OHTANI (JPN)	d.	HUANG / HUANG (CHN)	6-0 6-0
WD	QF	(2) SHUKER / WHILEY (GBR)	d.	MONTJANE / VENTER (RSA)	6-2 6-0
MS	2	(9) SANADA Takashi (JPN)	d.	IM Ho Won (KOR)	6-2 6-1
MD	2	(1) HEWETT / REID (GBR)	d.	FLAX / LANGMANN (AUT)	6-0 6-0
MD	2	(3) KUNIEDA / SANADA (JPN)	d.	CATTANEO / MENGUY (FRA)	6-1 6-1
MD	2	(6) GERARD / VANDORPE (BEL)	d.	CARNEIRO SILVA / RODRIGUES (BRA)	6-3 6-1
Court 1					
MS	2	(10) OLSSON Stefan (SWE)	d.	ARAI Daisuke (JPN)	6-0 6-2
WD	QF	WANG / ZHU (CHN)	d.	(4) TAKAMURO / TANAKA (JPN)	6-2 6-1
QD	SF	(1) ALCOTT / DAVIDSON (AUS)	d.	MOROISHI / SUGENO (JPN)	6-2 6-4
QD	SF	(2) SCHRODER / VINK (NED)	d.	COTTERILL / LAPTHORNE (GBR)	6-0 6-2
Court 2					
MS	2	JI Zhenxu (CHN)	d.	(14) SCHEFFERS Maikel (NED)	6-4 6-4
WD	QF	(1) DE GROOT / VAN KOOT (NED)	d.	BUBNOVA / LVOVA (RPC)	6-2 6-1
MD	2	(4) EGBERINK / SCHEFFERS (NED)	d.	BERDICHEVSKY / SASSON (ISR)	6-1 6-1
MD	2	(2) HOUDET / PEIFER (FRA)	d.	IM / OH (KOR)	6-1 6-1
Court 3					
MS	2	(11) de la PUENTE Martin (ESP)	d.	(BPC) JAROSZEWSKI Piotr (POL)	6-1 6-1
MD	2	(5) FERNANDEZ / LEDESMA (ARG)	d.	ARAI / MIKI (JPN)	6-2 2-6 6-3
Court 4					
MS	2	(13) CAVERZASCHI Daniel (ESP)	d.	MARIPA Evans (RSA)	6-2 6-4
MD	2	(7) CAVERZASCHI / DE LA PUENTE (ESP)	d.	RATZLAFF / STROUD (USA)	6-1 6-2
Court 5					
MS	2	(16) SPAARGAREN Ruben (NED)	d.	CATALDO Alexander (CHI)	6-2 6-3
MD	2	(8) ANKER / SPAARGAREN (NED)	d.	CATALDO / SEPULVEDA (CHI)	6-1 7-5
Court 6					
MS	2	(15) VANDORPE Jef (BEL)	d.	WEEKES Ben (AUS)	3-6 6-1 6-0
QS	1	BARTEN Bryan (USA)	d.	KIM Kyu-Seung (KOR)	6-4 6-1
Court 7					
MS	2	(12) MIKI Takuya (JPN)	d.	CASCO Ezequiel (ARG)	6-3 6-1



Daily Match Information - Results Summary

試合情報

Legend:			
BPC	Bipartite Commission Place	d.	Defeated
QD	Quad Doubles	QF	Quarterfinals
WD	Women's Doubles	MD	Men's Doubles
		QS	Quad Singles
		MS	Men's Singles
		SF	Semifinals



Daily Match Information - Results Summary

試合情報

Monday 30 AUG 2021

Event	Round	Name		Name	Results
Centre Court					
WS	2	(3) van KOOT Aniek (NED)	d.	MORCH Emmanuelle (FRA)	6-3 6-0
MS	3	(1) KUNIEDA Shingo (JPN)	d.	JI Zhenxu (CHN)	6-0 6-1
WS	2	(2) KAMIJI Yui (JPN)	d.	DUVAL Meirycoll (BRA)	6-0 6-0
QS	QF	VINK Niels (NED)	d.	(3) LAPHORNE Andy (GBR)	6-4 6-1
MS	3	(8) EGBERINK Tom (NED)	d.	(10) OLSSON Stefan (SWE)	1-6 7-6(4) 6-3
WS	2	(4) WHILEY Jordanne (GBR)	d.	TANAKA Manami (JPN)	6-1 6-0
MD	QF	(3) KUNIEDA / SANADA (JPN)	d.	(8) ANKER / SPAARGAREN (NED)	7-6(8) 6-3
Court 1					
MS	3	(5) REID Gordon (GBR)	d.	(9) SANADA Takashi (JPN)	6-2 6-1
QS	QF	SUGENO Koji (JPN)	d.	(4) WAGNER David (USA)	6-4 6-2
MD	QF	(1) HEWETT / REID (GBR)	d.	(6) GERARD / VANDORPE (BEL)	6-2 6-2
Court 2					
MS	3	(13) CAVERZASCHI Daniel (ESP)	d.	(3) GERARD Joachim (BEL)	6-3 6-4
WS	2	WANG Ziyi (CHN)	d.	(6) MONTJANE Kgothatso (RSA)	6-2 6-3
MD	QF	(2) HOUDET / PEIFER (FRA)	d.	(7) CAVERZASCHI / DE LA PUENTE (ESP)	6-3 6-4
Court 3					
WS	2	(8) MATHEWSON Dana (USA)	d.	KHANTHASIT Sakhorn (THA)	6-2 6-4
QS	QF	(2) SCHRODER Sam (NED)	d.	DAVIDSON Heath (AUS)	6-2 6-1
MD	QF	(4) EGBERINK / SCHEFFERS (NED)	d.	(5) FERNANDEZ / LEDESMA (ARG)	6-1 3-6 7-5
Court 4					
MS	3	(2) HEWETT Alfie (GBR)	d.	(16) SPAARGAREN Ruben (NED)	6-1 2-6 6-3
WS	2	(1) de GROOT Diede (NED)	d.	HUANG Jinlian (CHN)	6-0 6-2
Court 5					
WS	2	(7) ZHU Zhenzhen (CHN)	d.	SHUKER Lucy (GBR)	7-6(2) 6-2
QS	QF	(1) ALCOTT Dylan (AUS)	d.	BARTEN Bryan (USA)	6-0 6-1
Court 6					
WS	2	(5) OHTANI Momoko (JPN)	d.	LVOVA Viktoriia (RPC)	7-5 6-1
Court 7					
MS	3	(6) HOUDET Stephane (FRA)	d.	(11) de la PUENTE Martin (ESP)	6-3 6-0
Court 8					
MS	3	(4) FERNANDEZ Gustavo (ARG)	d.	(15) VANDORPE Jef (BEL)	6-2 6-1
Court 9					
MS	3	(7) PEIFER Nicolas (FRA)	d.	(12) MIKI Takuya (JPN)	6-2 6-3



Daily Match Information - Results Summary

試合情報

Legend:							
d.	Defeated	MD	Men's Doubles	MS	Men's Singles	QF	Quarterfinals
QS	Quad Singles	WS	Women's Singles				



Daily Match Information - Results Summary

試合情報

Tuesday 31 AUG 2021

Event	Round	Name		Name	Results
Centre Court					
WS	QF	(2) KAMIJI Yui (JPN)	d.	(7) ZHU Zhenzhen (CHN)	7-5 6-1
WS	QF	(1) de GROOT Diede (NED)	d.	(5) OHTANI Momoko (JPN)	6-3 6-2
MD	SF	(1) HEWETT / REID (GBR)	d.	(3) KUNIEDA / SANADA (JPN)	6-2 6-1
QS	SF	(2) SCHRODER Sam (NED)	d.	SUGENO Koji (JPN)	6-2 6-3
QS	SF	(1) ALCOTT Dylan (AUS)	d.	VINK Niels (NED)	6-4 3-6 6-4
Court 1					
WS	QF	(4) WHILEY Jordanne (GBR)	d.	(8) MATHEWSON Dana (USA)	6-3 3-6 7-5
WS	QF	(3) van KOOT Aniek (NED)	d.	WANG Ziyang (CHN)	7-6(7) 2-6 6-2
MD	SF	(2) HOUDET / PEIFER (FRA)	d.	(4) EGBERINK / SCHEFFERS (NED)	6-2 6-4

Legend:

d.	Defeated	MD	Men's Doubles	QF	Quarterfinals	QS	Quad Singles
SF	Semifinals	WS	Women's Singles				



Daily Match Information - Results Summary

試合情報

Wednesday 1 SEP 2021

Event	Round	Name		Name	Results
Centre Court					
MS	QF	(1) KUNIEDA Shingo (JPN)	d.	(6) HOUDET Stephane (FRA)	7-6(7) 6-3
MS	QF	(2) HEWETT Alfie (GBR)	d.	(7) PEIFER Nicolas (FRA)	6-3 6-4
WD	SF	(1) DE GROOT / VAN KOOT (NED)	d.	(3) KAMIJI / OHTANI (JPN)	6-4 6-2
MS	QF	(8) EGBERINK Tom (NED)	d.	(13) CAVERZASCHI Daniel (ESP)	6-4 6-3
QD	F	(2) SCHRODER / VINK (NED)	d.	(1) ALCOTT / DAVIDSON (AUS)	6-4 6-3
QD	BM	MOROISHI / SUGENO (JPN)	d.	COTTERILL / LAPTHORNE (GBR)	7-5 3-6 7-5
Court 1					
MS	QF	(5) REID Gordon (GBR)	d.	(4) FERNANDEZ Gustavo (ARG)	7-5 3-6 6-1
WD	SF	WANG / ZHU (CHN)	vs	(2) SHUKER / WHILEY (GBR)	Postponed
					Chair Umpire:

Legend:							
BM	Bronze Medal	d.	Defeated	F	Final	MS	Men's Singles
QD	Quad Doubles	QF	Quarterfinals	SF	Semifinals	WD	Women's Doubles



Daily Match Information - Results Summary

試合情報

Thursday 2 SEP 2021

Event	Round	Name		Name	Results
Centre Court					
WS	SF	(1) de GROOT Diede (NED)	d.	(4) WHILEY Jordanne (GBR)	6-4 6-2
WS	SF	(2) KAMIJI Yui (JPN)	d.	(3) van KOOT Aniek (NED)	6-2 6-2
MS	SF	(1) KUNIEDA Shingo (JPN)	d.	(5) REID Gordon (GBR)	6-3 6-2
MS	SF	(8) EGBERINK Tom (NED)	d.	(2) HEWETT Alfie (GBR)	6-4 7-6(5)
WD	SF	(2) SHUKER / WHILEY (GBR)	d.	WANG / ZHU (CHN)	6-4 6-2
QS	BM	VINK Niels (NED)	vs	SUGENO Koji (JPN)	Postponed
					Chair Umpire:
QS	F	(1) ALCOTT Dylan (AUS)	vs	(2) SCHRODER Sam (NED)	Postponed
					Chair Umpire:

Legend:

BM	Bronze Medal	d.	Defeated	F	Final	MS	Men's Singles
QS	Quad Singles	SF	Semifinals	WD	Women's Doubles	WS	Women's Singles



Daily Match Information - Results Summary

試合情報

Friday 3 SEP 2021

Event	Round	Name		Name	Results
Centre Court					
QS	BM	VINK Niels (NED)	d.	SUGENO Koji (JPN)	6-1 6-4
MD	BM	(4) EGBERINK / SCHEFFERS (NED)	d.	(3) KUNIEDA / SANADA (JPN)	6-3 6-2
MD	F	(2) HOUDET / PEIFER (FRA)	d.	(1) HEWETT / REID (GBR)	7-5 0-6 7-6(3)
WS	BM	(4) WHILEY Jordanne (GBR)	d.	(3) van KOOT Aniek (NED)	6-4 6-7(7) 6-4
WS	F	(1) de GROOT Diede (NED)	d.	(2) KAMIJI Yui (JPN)	6-3 7-6(1)

Legend:

BM Bronze Medal

d. Defeated

F Final

MD Men's Doubles

QS Quad Singles

WS Women's Singles



Daily Match Information - Results Summary

試合情報

Saturday 4 SEP 2021

Event	Round	Name		Name	Results
Centre Court					
QS	F	(1) ALCOTT Dylan (AUS)	d.	(2) SCHRODER Sam (NED)	7-6(2) 6-1
WD	BM	(3) KAMIJI / OHTANI (JPN)	d.	WANG / ZHU (CHN)	6-2 7-6(3)
WD	F	(1) DE GROOT / VAN KOOT (NED)	d.	(2) SHUKER / WHILEY (GBR)	6-0 6-1
MS	BM	(5) REID Gordon (GBR)	d.	(2) HEWETT Alfie (GBR)	6-4 3-6 7-5
MS	F	(1) KUNIEDA Shingo (JPN)	d.	(8) EGBERINK Tom (NED)	6-1 6-2

Legend:

BM	Bronze Medal	d.	Defeated	F	Final	MS	Men's Singles
QS	Quad Singles	WD	Women's Doubles				



Entry List by Event

種目ごとのエントリーリスト

As of WED 25 AUG 2021

Event Order	Ranking 23 AUG 2021	Name	NPC Code	Qualified Type	Seed
1	1	KUNIEDA Shingo	JPN		1
2	2	HEWETT Alfie	GBR		2
3	3	GERARD Joachim	BEL		3
4	4	FERNANDEZ Gustavo	ARG		4
5	5	REID Gordon	GBR		5
6	6	HOUDET Stephane	FRA		6
7	7	PEIFER Nicolas	FRA		7
8	8	EGBERINK Tom	NED		8
9	9	SANADA Takashi	JPN		9
10	10	OLSSON Stefan	SWE		10
11	11	de la PUENTE Martin	ESP		11
12	12	MIKI Takuya	JPN		12
13	14	CAVERZASCHI Daniel	ESP		13
14	15	SCHEFFERS Maikel	NED		14
15	16	VANDORPE Jef	BEL		15
16	17	SPAARGAREN Ruben	NED		16
17	18	LEDESMA Agustin	ARG		
18	19	ARAI Daisuke	JPN		
19	20	RODRIGUES Daniel	BRA		
20	21	CATTANEO Frederic	FRA		
21	22	FABISIAK Kamil	POL		
22	23	RATZLAFF Casey	USA		
23	24	CATALDO Alexander	CHI		
24	26	BERDICHEVSKY Adam	ISR		
25	27	LANGMANN Nico	AUT		
26	29	MENGUY Gaetan	FRA		
27	30	ANKER Carlos	NED		
28	31	MARIPA Evans	RSA		
29	32	WEEKES Ben	AUS		
30	33	BAILEY Dermot	GBR		
31	34	SASSON Guy	ISR		
32	37	CARNEIRO SILVA Gustavo	BRA		
33	38	LEGNER Martin	AUT		
34	39	DIAMANTIS Stefanos	GRE	BPC	
35	40	RIEGLER Josef	AUT		
36	42	SISCAR MESEGUER Enrique	ESP		
37	43	GERGELY Marek	SVK	BPC	
38	44	BORHAN Abu Samah	MAS		
39	45	IM Ho Won	KOR		
40	46	TUR Francesc	ESP		
41	47	JI Zhenxu	CHN		
42	48	KHLONGRUA Suthi	THA		
43	49	MEDEIROS Rafael	BRA		
44	50	GIL Jose Pablo	CRC	BPC	
45	51	FLAX Thomas	AUT	BPC	
46	52	CASCO Ezequiel	ARG		
47	54	OH Sang-Ho	KOR	BPC	
48	57	STROUD Conner	USA	BPC	
49	59	DHARMASENA D S R	SRI	BPC	
50	65	BOUKARTACHA Lhaj	MAR	BPC	
51	66	SEPULVEDA Jaime	CHI	BPC	
52	69	JAROSZEWSKI Piotr	POL	BPC	
53	80	ELS Leon	RSA	BPC	
54	87	DUNN Martyn	AUS	BPC	
55	111	SUWAN Banjob	THA	BPC	
56	119	POMME Mauricio	BRA	BPC	

Legend:
BPC Bipartite Commission Place



Draw

ドロー

As of SAT 4 SEP 2021

Rank	1 st Round	Seed	NPC	2 nd Round	3 rd Round	Quarterfinals	Semifinals	Final
1	KUNIEDA Shingo BYE	(1)	JPN	KUNIEDA S (1)	KUNIEDA S (1)		Gold: KUNIEDA Shingo Silver: EGBERINK Tom Bronze: REID Gordon	JPN NED GBR
39	DIAMANTIS Stefanos (BPC)		GRE	GERGELY M (BPC)	6-0 6-1			
43	GERGELY Marek (BPC)		SVK	7-6(4) 3-6 6-0		KUNIEDA S (1)		
47	Ji Zhenxu		CHN	Ji Z		6-0 6-1		
38	LEGNER Martin		AUT	6-1 6-0	Ji Z			
57	STROUD Conner (BPC)		USA	SCHEFFERS M (14)	6-4 6-4			
15	SCHEFFERS Maikel	(14)	NED	6-4 6-3			KUNIEDA S (1)	
11	de la PUENTE Martin	(11)	ESP	de la PUENTE M (11)			7-6(7) 6-3	
18	LEDESMA Agustin		ARG	6-1 6-1	de la PUENTE M (11)			
69	JAROSZEWSKI Piotr (BPC)		POL	JAROSZEWSKI P (BPC)	6-1 6-1			
66	SEPULVEDA Jaime (BPC)		CHI	1-6 6-4 6-4		HOUDET S (6)		
49	MEDEIROS Rafael		BRA	BOUKARTACHA L (BPC)		6-3 6-0		
65	BOUKARTACHA Lhaj (BPC)		MAR	7-5 6-1				
	BYE			HOUDET S (6)	6-0 6-2			
6	HOUDET Stephane	(6)	FRA	FERNANDEZ G (4)				KUNIEDA S (1)
4	FERNANDEZ Gustavo	(4)	ARG	6-1 6-0				6-3 6-2
	BYE			FERNANDEZ G (4)				
111	SUWAN Banjob (BPC)		THA	TUR F				
46	TUR Francesc		ESP	6-1 6-4		FERNANDEZ G (4)		
26	BERDICHEVSKY Adam		ISR	WEEKES B		6-2 6-1		
32	WEEKES Ben		AUS	6-4 6-2	VANDORPE J (15)			
27	LANGMANN Nico		AUT	VANDORPE J (15)	3-6 6-1 6-0			
16	VANDORPE Jef	(15)	BEL	6-4 6-1			REID G (5)	
9	SANADA Takashi	(9)	JPN	SANADA T (9)			7-5 3-6 6-1	
30	ANKER Carlos		NED	6-1 6-1	SANADA T (9)			
29	MENGUY Gaetan		FRA	IM HW	6-2 6-1			
45	IM Ho Won		KOR	3-6 6-4 6-1		REID G (5)		
80	ELS Leon (BPC)		RSA	ELS L (BPC)		6-2 6-1		
37	CARNEIRO SILVA Gustavo		BRA	1-6 6-4 6-3	REID G (5)			Gold Medal
	BYE			REID G (5)	6-2 6-0			
5	REID Gordon	(5)	GBR	EGBERINK T (8)				KUNIEDA S (1)
8	EGBERINK Tom	(8)	NED	6-0 6-1				6-1 6-2
	BYE			EGBERINK T (8)				
44	BORHAN Abu Samah		MAS	BORHAN AS	6-0 6-1			
50	GIL Jose Pablo (BPC)		CRC	4-6 6-3 6-2		EGBERINK T (8)		
34	SASSON Guy		ISR	ARAI D		1-6 7-6(4) 6-3		
19	ARAI Daisuke		JPN	6-1 6-1	OLSSON S (10)			
20	RODRIGUES Daniel		BRA	OLSSON S (10)	6-0 6-2			
10	OLSSON Stefan	(10)	SWE	6-3 6-2			EGBERINK T (8)	
14	CAVERZASCHI Daniel	(13)	ESP	CAVERZASCHI D (13)			6-4 6-3	
33	BAILEY Dermot		GBR	6-2 6-0	CAVERZASCHI D (13)			
51	FLAX Thomas (BPC)		AUT	MARIPA E	6-2 6-4			
31	MARIPA Evans		RSA	6-2 6-0		CAVERZASCHI D (13)		
23	RATZLAFF Casey		USA	RATZLAFF C	6-3 6-4			
21	CATTANEO Frederic		FRA	6-2 7-5	GERARD J (3)			
	BYE			GERARD J (3)	6-1 6-1			
3	GERARD Joachim	(3)	BEL	PEIFER N (7)				EGBERINK T (8)
7	PEIFER Nicolas	(7)	FRA	6-0 6-2				6-4 7-6(5)
	BYE			PEIFER N (7)				
54	OH Sang-Ho (BPC)		KOR	OH SH (BPC)				
119	POMME Mauricio (BPC)		BRA	6-0 6-3		PEIFER N (7)		
52	CASCO Ezequiel		ARG	CASCO E		6-2 6-3		
87	DUNN Martyn (BPC)		AUS	6-0 6-0	MIKI T (12)			
42	SISCAR MESEGUER Enrique		ESP	MIKI T (12)	6-3 6-1			
12	MIKI Takuya	(12)	JPN	6-1 6-2			HEWETT A (2)	
17	SPAARGAREN Ruben	(16)	NED	SPAARGAREN R (16)			6-3 6-4	
40	RIEGLER Josef		AUT	6-0 6-1	SPAARGAREN R (16)			
24	CATALDO Alexander		CHI	CATALDO A	6-2 6-3			
59	DHARMASENA D S R (BPC)		SRI	6-3 6-4		HEWETT A (2)		
22	FABISIAK Kamil		POL	FABISIAK K		6-1 2-6 6-3		
48	KHLONGRUA Suthi		THA	4-6 6-2 6-1	HEWETT A (2)			Bronze Medal
	BYE			HEWETT A (2)	6-1 6-2			
2	HEWETT Alfie	(2)	GBR				REID G (5)	
							HEWETT A (2)	REID G (5)
								6-4 3-6 7-5

Note:
Ranking as of 23 AUG 2021.

Legend:
BPC Bipartite Commission Place



Match Statistics

試合統計

	DIAMANTIS Stefanos (BPC)	GRE	6 (4)	6	0
W	GERGELY Marek (BPC)	SVK	7	3	6
Match duration: 3h16min			80min	64min	52min

Court 3

Chair Umpire: YAN Bo (CHN)

DIAMANTIS Stefanos (BPC)				GERGELY Marek (BPC)				
1 st Set	2 nd Set	3 rd Set	Total		1 st Set	2 nd Set	3 rd Set	Total
0	1	0	1	Total aces	3	3	1	7
2	0	1	3	Double faults	2	3	1	6
1	0	0	1	Service winners	1	0	1	2
33/44	25/40	11/15	69/99	1st serve	36/45	23/41	11/17	70/103
(75%)	(63%)	(73%)	(70%)		(80%)	(56%)	(65%)	(68%)
0	0	0	0	Aces on 1st serve	3	2	1	6
21/33	15/25	3/11	39/69	Points won on 1st serve	26/36	12/23	9/11	47/70
(64%)	(60%)	(27%)	(57%)		(72%)	(52%)	(82%)	(67%)
9/11	15/15	3/4	27/30	2nd Serve	7/9	15/18	5/6	27/33
(82%)	(100%)	(75%)	(90%)		(78%)	(83%)	(83%)	(82%)
0	1	0	1	Aces on 2nd Serve	0	1	0	1
6/11	7/15	0/4	13/30	Points won on 2nd serve	4/9	7/18	4/6	15/33
(55%)	(47%)	(0%)	(43%)		(44%)	(39%)	(67%)	(45%)
42	44	7	93	Total points won	47	37	25	109
15/45	22/41	4/17	41/103	Receiving points won	17/44	18/40	12/15	47/99
(33%)	(54%)	(24%)	(40%)		(39%)	(45%)	(80%)	(47%)
1/4	3/9	0/2	4/15	Break point conversions	1/5	1/7	3/3	5/15
(25%)	(33%)	(0%)	(27%)		(20%)	(14%)	(100%)	(33%)
17	8	2	27	Forehand winners	15	5	2	22
4	8	2	14	Backhand winners	5	4	3	12
14	19	10	43	Forced errors	14	18	1	33
8	6	8	22	Unforced errors	5	8	2	15
2/5	1/2	0/0	3/7	Net points won	0/0	0/0	0/0	0/0
(40%)	(50%)	(0%)	(43%)		(0%)	(0%)	(0%)	(0%)

	1 st Set							2 nd Set						3 rd Set													
DIAMANTIS Stefanos (BPC)	*1	2*	3	3*	4	4*	5	5*	5	5*	6	6	6(4)	1*	2	3*	4	4*	5	5*	6	*0	0*	0	0*	0	0
GERGELY Marek (BPC)	0*	0*	1*	1*	2	2*	3	4*	5	5*	6	7	*0	0*	0*	1*	1*	2	3*	3*	1*	2	3*	4	5*	6	

Note:

Total winners is the sum of total aces, service winners, forehand winners and backhand winners.

Legend:

BPC Bipartite Commission Place **W** Winner

* Server



Scorecard

スコアカード

	DIAMANTIS Stefanos (BPC)	GRE	6 (4)	6	0
W	GERGELY Marek (BPC)	SVK	7	3	6
Match duration: 3h17min			81min	64min	52min

Court	Court 3	Scoring Rule	Three tie-break sets
Chair Umpire	YAN Bo (CHN)	Match Code	MS102
Started	17:18	Finished	20:35

1st Set

Game	Serving	StDi	MaGe
Game 1	Stefanos Diamantis	1	0
Game 2	Marek Gergely	2	0
Game 3	Stefanos Diamantis	3	0
Game 4	Marek Gergely	3	1
Game 5	Stefanos Diamantis	4	1
Game 6	Marek Gergely	4	2
Game 7	Stefanos Diamantis	5	2
Game 8	Marek Gergely	5	3
Game 9	Stefanos Diamantis	5	4
Game 10	Marek Gergely	5	5
Game 11	Stefanos Diamantis	6	5



Scorecard

スコアカード

Game 12: Marek Gergely Serving

										StDi	MaGe
										6	6
71	72	73	74	75	76	77	78	79	80		

TB - Stefanos Diamantis

										StDi	MaGe
										6	7
81			84	85			88	89			

TB - Marek Gergely

										StDi	MaGe
										(4)	(7)
	82	83			86	87		90	91		

2nd Set

Game 1: Marek Gergely Serving

										StDi	MaGe
										1	0
92	93	94	95	96	97						

Game 2: Stefanos Diamantis Serving

										StDi	MaGe
										2	0
98	99	100	101	102	103						

Game 3: Marek Gergely Serving

										StDi	MaGe
										3	0
104	105	106	107	108	109	110	111				

Game 4: Stefanos Diamantis Serving

										StDi	MaGe
										4	0
112	113	114	115	116	117	118	119	120	121		

Game 5: Marek Gergely Serving

										StDi	MaGe
										4	1
126	127	128	129	130	131	132	133				

Game 6: Stefanos Diamantis Serving

										StDi	MaGe
										5	1
134	135	136	137	138	139						

Game 7: Marek Gergely Serving

										StDi	MaGe
										5	2
140	141	142	143	144	145	146	147	148	149		

Game 8: Stefanos Diamantis Serving

										StDi	MaGe
										5	3
154	155	156	157	158	159	160	161	162	163		

Game 9: Marek Gergely Serving

										StDi	MaGe
										6	3
168	169	170	171	172							

3rd Set

Game 1: Stefanos Diamantis Serving

										StDi	MaGe
										0	1
173	174	175	176	177							



Scorecard

スコアカード

Game 2: Marek Gergely Serving

														StDi	MaGe	
															0	2
178	179	180	181	182	183	184	185									

Game 3: Stefanos Diamantis Serving

														StDi	MaGe	
															0	3
186	187	188	189	190												

Game 4: Marek Gergely Serving

														StDi	MaGe	
															0	4
191	192	193	194													

Game 5: Stefanos Diamantis Serving

														StDi	MaGe	
															0	5
195	196	197	198	199												

Game 6: Marek Gergely Serving

														StDi	MaGe	
															0	6
200	201	202	203	204												

Incidents Summary:

Code of Conduct Violation: 0
Time Violation: 0

Legend:							
	Bipartite Commission Place		Tie-break		Winner		Ace - 2nd serve
	Double fault		Point to receiver - 2nd serve		Point to server - 2nd serve		Ace - 1st serve
	Point to receiver - 1st serve		Point to server - 1st serve		Service Break		



Match Statistics

試合統計

W	JI Zhenxu	CHN	6	6
	LEGNER Martin	AUT	1	0
Match duration: 0h42min			19min	26min

Centre Court

Chair Umpire: ZANON Emiliano (GEO)

JI Zhenxu				LEGNER Martin			
1 st Set	2 nd Set	3 rd Set	Total	1 st Set	2 nd Set	3 rd Set	Total
0	1		1	Total aces	0	0	0
2	2		4	Double faults	0	0	0
0	0		0	Service winners	0	0	0
16/22	18/24		34/46	1st serve	13/17	12/14	25/31
(73%)	(75%)		(74%)		(76%)	(86%)	(81%)
0	0		0	Aces on 1st serve	0	0	0
13/16	14/18		27/34	Points won on 1st serve	6/13	2/12	8/25
(81%)	(78%)		(79%)		(46%)	(17%)	(32%)
4/6	4/6		8/12	2nd Serve	4/4	2/2	6/6
(67%)	(67%)		(67%)		(100%)	(100%)	(100%)
0	1		1	Aces on 2nd Serve	0	0	0
4/6	2/6		6/12	Points won on 2nd serve	2/4	0/2	2/6
(67%)	(33%)		(50%)		(50%)	(0%)	(33%)
26	28		54	Total points won	13	10	23
9/17	12/14		21/31	Receiving points won	5/22	8/24	13/46
(53%)	(86%)		(68%)		(23%)	(33%)	(28%)
2/5	3/4		5/9	Break point conversions	0/0	0/0	0/0
(40%)	(75%)		(56%)		(0%)	(0%)	(0%)
7	8		15	Forehand winners	2	1	3
12	9		21	Backhand winners	2	1	3
5	2		7	Forced errors	7	8	15
4	6		10	Unforced errors	0	2	2
3/5	1/2		4/7	Net points won	2/4	1/2	3/6
(60%)	(50%)		(57%)		(50%)	(50%)	(50%)

	1 st Set					2 nd Set							
JI Zhenxu	*1	2	*3	3	*4	5	*6	1	*2	3	*4	5	*6
LEGNER Martin	0	*0	0	*1	1	*1	1	1	*0	0	*0	0	*0

Note:

Total winners is the sum of total aces, service winners, forehand winners and backhand winners.

Legend:

W Winner * Server



Scorecard

スコアカード

W	JI Zhenxu	CHN	6	6
	LEGNER Martin	AUT	1	0
Match duration: 0h44min			20min	24min

Court	Centre Court	Scoring Rule	Three tie-break sets
Chair Umpire	ZANON Emiliano (GEO)	Match Code	MS103
Started	15:02	Finished	15:46

1st Set

Game	Serving	ZhJi	MaLe
Game 1	Zhenxu Ji	1	0
Game 2	Martin Legner	2	0
Game 3	Zhenxu Ji	3	0
Game 4	Martin Legner	3	1
Game 5	Zhenxu Ji	4	1
Game 6	Martin Legner	5	1
Game 7	Zhenxu Ji	6	1

2nd Set

Game	Serving	ZhJi	MaLe
Game 1	Martin Legner	1	0
Game 2	Zhenxu Ji	2	0
Game 3	Martin Legner	3	0



Scorecard

スコアカード

Game 4: Zhenxu Ji Serving

													ZhJi	MaLe
													4	0
54	55	56	57	58	59	60	61	62	63					

Game 5: Martin Legner Serving

													ZhJi	MaLe
													5	0
64	65	66	67	68										

Game 6: Zhenxu Ji Serving

													ZhJi	MaLe
													6	0
69	70	71	72	73	74	75	76	77	78	79	80			

Incidents Summary:

Code of Conduct Violation: 0

Time Violation: 0

Legend:							
Winner							



Match Statistics

試合統計

	STROUD Conner (BPC)	USA	4	3
W	SCHEFFERS Maikel (14)	NED	6	6
Match duration: 1h42min			46min	56min

Court 2

Chair Umpire: RODRIGUEZ Pablo (ESP)

STROUD Conner (BPC)				SCHEFFERS Maikel (14)			
1 st Set	2 nd Set	3 rd Set	Total	1 st Set	2 nd Set	3 rd Set	Total
0	1		1	Total aces	3	1	4
3	8		11	Double faults	5	1	6
0	0		0	Service winners	0	0	0
23/31	36/56		59/87	1st serve	17/40	13/24	30/64
(74%)	(64%)		(68%)		(43%)	(54%)	(47%)
0	0		0	Aces on 1st serve	3	1	4
17/23	17/36		34/59	Points won on 1st serve	17/17	9/13	26/30
(74%)	(47%)		(58%)		(100%)	(69%)	(87%)
5/8	12/20		17/28	2nd Serve	18/23	10/11	28/34
(63%)	(60%)		(61%)		(78%)	(91%)	(82%)
0	1		1	Aces on 2nd Serve	0	0	0
0/8	7/20		7/28	Points won on 2nd serve	8/23	3/11	11/34
(0%)	(35%)		(25%)		(35%)	(27%)	(32%)
32	36		68	Total points won	39	44	83
15/40	12/24		27/64	Receiving points won	14/31	32/56	46/87
(38%)	(50%)		(42%)		(45%)	(57%)	(53%)
1/2	2/6		3/8	Break point conversions	2/4	4/13	6/17
(50%)	(33%)		(38%)		(50%)	(31%)	(35%)
7	9		16	Forehand winners	4	6	10
8	4		12	Backhand winners	2	4	6
17	4		21	Forced errors	8	10	18
13	24		37	Unforced errors	9	12	21
0/0	0/1		0/1	Net points won	0/2	4/6	4/8
(0%)	(0%)		(0%)		(0%)	(67%)	(50%)

	1 st Set				2 nd Set						
STROUD Conner (BPC)	*1	1*1	1*1	2*3	3*4	4	*0	0*0	1*2	3*3	3*3
SCHEFFERS Maikel (14)	0*1	2*3	4*4	4*5	5*6		1*2	3*3	3*3	4*5	6

Note:
Total winners is the sum of total aces, service winners, forehand winners and backhand winners.

Legend:
BPC Bipartite Commission Place W Winner * Server



Scorecard

スコアカード

	STROUD Conner (BPC)	USA	4	3
W	SCHEFFERS Maikel (14)	NED	6	6
Match duration: 1h42min			47min	55min

Court	Court 2	Scoring Rule	Three tie-break sets
Chair Umpire	RODRIGUEZ Pablo (ESP)	Match Code	MS104
Started	19:11	Finished	20:54

1st Set

Game	Serving	CoSt	MaSc
Game 1	Conner Stroud	1	0
Game 2	Maikel Scheffers	1	1
Game 3	Conner Stroud	1	2
Game 4	Maikel Scheffers	1	3
Game 5	Conner Stroud	1	4
Game 6	Maikel Scheffers	2	4
Game 7	Conner Stroud	3	4
Game 8	Maikel Scheffers	3	5
Game 9	Conner Stroud	4	5
Game 10	Maikel Scheffers	4	6

2nd Set



Scorecard

スコアカード

Game	Serving	CoSt	MaSc	Incidents
Game 1	Conner Stroud	0	1	1
Game 2	Maikel Scheffers	0	2	0
Game 3	Conner Stroud	0	3	1
Game 4	Maikel Scheffers	1	3	1
Game 5	Conner Stroud	2	3	0
Game 6	Maikel Scheffers	3	3	1
Game 7	Conner Stroud	3	4	1
Game 8	Maikel Scheffers	3	5	0
Game 9	Conner Stroud	3	6	1

Incidents Summary:

Code of Conduct Violation: 0
Time Violation: 0



Ariake Tennis Park

有明テニスの森

FRI 27 AUG 2021

Wheelchair Tennis

車いすテニス

Men's Singles

男子シングルス

First Round

1回戦



Scorecard

スコアカード

Legend:							
BPC	Bipartite Commission Place	W	Winner		Ace - 2nd serve		Double fault
	Point to receiver - 2nd serve		Point to server - 2nd serve		Ace - 1st serve		Point to receiver - 1st serve
	Point to server - 1st serve		Service Break				



Match Statistics

試合統計

W	de la PUENTE Martin (11)	ESP	6	6
	LEDESMA Agustin	ARG	1	1
Match duration: 1h02min			31min	31min

Court 3

Chair Umpire: NILHAG Miranda (SWE)

de la PUENTE Martin (11)				LEDESMA Agustin			
1 st Set	2 nd Set	3 rd Set	Total	1 st Set	2 nd Set	3 rd Set	Total
0	1		1	Total aces	0	0	0
1	1		2	Double faults	2	1	3
2	0		2	Service winners	0	0	0
16/24	22/35		38/59	1st serve	15/21	11/16	26/37
(67%)	(63%)		(64%)		(71%)	(69%)	(70%)
0	1		1	Aces on 1st serve	0	0	0
10/16	15/22		25/38	Points won on 1st serve	7/15	4/11	11/26
(63%)	(68%)		(66%)		(47%)	(36%)	(42%)
7/8	12/13		19/21	2nd Serve	4/6	4/5	8/11
(88%)	(92%)		(90%)		(67%)	(80%)	(73%)
0	0		0	Aces on 2nd Serve	0	0	0
6/8	5/13		11/21	Points won on 2nd serve	0/6	0/5	0/11
(75%)	(38%)		(52%)		(0%)	(0%)	(0%)
30	32		62	Total points won	15	19	34
14/21	12/16		26/37	Receiving points won	8/24	15/35	23/59
(67%)	(75%)		(70%)		(33%)	(43%)	(39%)
3/3	3/3		6/6	Break point conversions	0/3	1/3	1/6
(100%)	(100%)		(100%)		(0%)	(33%)	(17%)
9	8		17	Forehand winners	3	2	5
2	5		7	Backhand winners	2	5	7
7	7		14	Forced errors	11	14	25
3	5		8	Unforced errors	6	4	10
0/0	0/0		0/0	Net points won	0/1	0/0	0/1
(0%)	(0%)		(0%)		(0%)	(0%)	(0%)

	1 st Set						2 nd Set							
de la PUENTE Martin (11)	0	*1	2	*3	4	*5	6	*1	2	*2	3	*4	5	*6
LEDESMA Agustin	*1	1	*1	1	*1	1	*1	0	*0	1	*1	1	*1	1

Note:
Total winners is the sum of total aces, service winners, forehand winners and backhand winners.

Legend:
W Winner * Server



Scorecard

スコアカード

W	de la PUENTE Martin (11)	ESP	6	6
	LEDESMA Agustin	ARG	1	1
Match duration: 0h58min			27min	31min

Court	Court 3	Scoring Rule	Three tie-break sets
Chair Umpire	NILHAG Miranda (SWE)	Match Code	MS105
Started	21:02	Finished	22:00

1st Set

Game	Serving	Made	AgLe
Game 1	Agustin Ledesma	0	1
Game 2	Martin de la Puente	1	1
Game 3	Agustin Ledesma	2	1
Game 4	Martin de la Puente	3	1
Game 5	Agustin Ledesma	4	1
Game 6	Martin de la Puente	5	1
Game 7	Agustin Ledesma	6	1

2nd Set

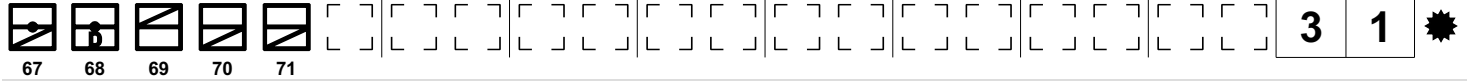
Game	Serving	Made	AgLe
Game 1	Martin de la Puente	1	0
Game 2	Agustin Ledesma	2	0
Game 3	Martin de la Puente	2	1




Scorecard

スコアカード

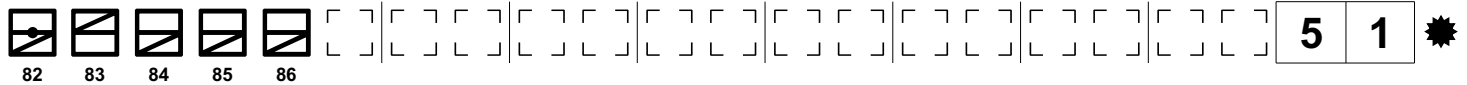
Game 4: Agustin Ledesma Serving



Game 5: Martin de la Puente Serving



Game 6: Agustin Ledesma Serving



Game 7: Martin de la Puente Serving



Incidents Summary:

Code of Conduct Violation: 0

Time Violation: 0

Legend:					
Winner	Double fault	Point to receiver - 2nd serve	Point to server - 2nd serve	Point to receiver - 1st serve	Point to server - 1st serve
Ace - 1st serve	Double fault	Point to receiver - 2nd serve	Point to server - 2nd serve	Point to receiver - 1st serve	Point to server - 1st serve
			Service Break		



Match Statistics

試合統計

W	JAROSZEWSKI Piotr (BPC)	POL	1	6	6
	SEPULVEDA Jaime (BPC)	CHI	6	4	4
Match duration: 2h03min			29min	50min	44min

Court 9

Chair Umpire: ABDELAAL Hala (EGY)

JAROSZEWSKI Piotr (BPC)				SEPULVEDA Jaime (BPC)				
1 st Set	2 nd Set	3 rd Set	Total		1 st Set	2 nd Set	3 rd Set	Total
1	0	1	2	Total aces	0	1	0	1
1	0	1	2	Double faults	1	1	1	3
0	0	0	0	Service winners	1	0	1	2
9/17	13/27	15/23	37/67	1st serve	17/25	23/36	28/33	68/94
(53%)	(48%)	(65%)	(55%)		(68%)	(64%)	(85%)	(72%)
0	0	1	1	Aces on 1st serve	0	1	0	1
3/9	8/13	12/15	23/37	Points won on 1st serve	12/17	10/23	15/28	37/68
(33%)	(62%)	(80%)	(62%)		(71%)	(43%)	(54%)	(54%)
7/8	14/14	7/8	28/30	2nd Serve	7/8	12/13	4/5	23/26
(88%)	(100%)	(88%)	(93%)		(88%)	(92%)	(80%)	(88%)
1	0	0	1	Aces on 2nd Serve	0	0	0	0
2/8	5/14	5/8	12/30	Points won on 2nd serve	4/8	5/13	3/5	12/26
(25%)	(36%)	(63%)	(40%)		(50%)	(38%)	(60%)	(46%)
14	34	32	80	Total points won	28	29	24	81
9/25	21/36	15/33	45/94	Receiving points won	12/17	14/27	6/23	32/67
(36%)	(58%)	(45%)	(48%)		(71%)	(52%)	(26%)	(48%)
1/1	4/5	2/2	7/8	Break point conversions	3/5	3/5	1/1	7/11
(100%)	(80%)	(100%)	(88%)		(60%)	(60%)	(100%)	(64%)
5	11	18	34	Forehand winners	8	13	8	29
2	7	5	14	Backhand winners	4	6	1	11
11	7	9	27	Forced errors	4	9	5	18
4	2	5	11	Unforced errors	2	7	3	12
4/10	9/14	8/10	21/34	Net points won	1/1	0/0	0/1	1/2
(40%)	(64%)	(80%)	(62%)		(100%)	(0%)	(0%)	(50%)

	1 st Set					2 nd Set						3 rd Set					
JAROSZEWSKI Piotr (BPC)	0*0	1*1	1*1	1	1	*0	1*1	2*2	2*3	4*5	6	*1	1*2	3*3	3*4	4*5	6
SEPULVEDA Jaime (BPC)	*1	2*2	3*4	5*6		1*1	2*2	3*4	4*4	4*4		0*1	1*1	2*3	3*4	4*4	

Note:

Total winners is the sum of total aces, service winners, forehand winners and backhand winners.

Legend:

BPC Bipartite Commission Place **W** Winner * Server






























































































Scorecard

スコアカード








































W	JAROSZEWSKI Piotr (BPC)	POL	1	6	6
	SEPULVEDA Jaime (BPC)	CHI	6	4	4
Match duration: 2h03min			29min	50min	44min

Court	Court 9	Scoring Rule	Three tie-break sets
Chair Umpire	ABDELAAL Hala (EGY)	Match Code	MS106
Started	20:04	Finished	22:07

1st Set

Game 1: Jaime Sepulveda Serving													PiJa	JaSe
													0	1
1	2	3	4	5	6	7	8							
Game 2: Piotr Jaroszewski Serving													PiJa	JaSe
													0	2
9	10	11	12	13	14									
Game 3: Jaime Sepulveda Serving													PiJa	JaSe
													1	2
15	16	17	18	19	20	21	22							
Game 4: Piotr Jaroszewski Serving													PiJa	JaSe
													1	3
23	24	25	26	27	28									
Game 5: Jaime Sepulveda Serving													PiJa	JaSe
													1	4
29	30	31	32											
Game 6: Piotr Jaroszewski Serving													PiJa	JaSe
													1	5
33	34	35	36	37										
Game 7: Jaime Sepulveda Serving													PiJa	JaSe
													1	6
38	39	40	41	42										

2nd Set

Game 1: Piotr Jaroszewski Serving													PiJa	JaSe
													0	1
43	44	45	46	47										
Game 2: Jaime Sepulveda Serving													PiJa	JaSe
													1	1
48	49	50	51	52	53									
Game 3: Piotr Jaroszewski Serving													PiJa	JaSe
													1	2
54	55	56	57	58	59									



Scorecard

スコアカード

Game 8: Jaime Sepulveda Serving

														PiJa	JaSe	
															4	4
142	143	144	145	146	147											

Game 9: Piotr Jaroszewski Serving

														PiJa	JaSe	
															5	4
148	149	150	151													

Game 10: Jaime Sepulveda Serving

														PiJa	JaSe	
															6	4
152	153	154	155	156	157	158	159	160	161							

Incidents Summary:

Code of Conduct Violation: 0

Time Violation: 0

Legend:							
BPC	Bipartite Commission Place	W	Winner		Double fault		Point to receiver - 2nd serve
	Point to server - 2nd serve		Point to receiver - 1st serve		Point to server - 1st serve		Service Break



Match Statistics

試合統計

	MEDEIROS Rafael	BRA	5	1
W	BOUKARTACHA Lhaj (BPC)	MAR	7	6
Match duration: 1h33min			66min	27min

Court 7

Chair Umpire: KURENCHANINA Daria (BLR)

MEDEIROS Rafael				BOUKARTACHA Lhaj (BPC)				
1 st Set	2 nd Set	3 rd Set	Total		1 st Set	2 nd Set	3 rd Set	Total
3	0		3	Total aces	1	0		1
0	0		0	Double faults	8	3		11
0	0		0	Service winners	0	0		0
27/40	12/15		39/55	1st serve	29/54	8/22		37/76
(68%)	(80%)		(71%)		(54%)	(36%)		(49%)
3	0		3	Aces on 1st serve	1	0		1
14/27	3/12		17/39	Points won on 1st serve	21/29	7/8		28/37
(52%)	(25%)		(44%)		(72%)	(88%)		(76%)
13/13	3/3		16/16	2nd Serve	17/25	11/14		28/39
(100%)	(100%)		(100%)		(68%)	(79%)		(72%)
0	0		0	Aces on 2nd Serve	0	0		0
5/13	2/3		7/16	Points won on 2nd serve	7/25	9/14		16/39
(38%)	(67%)		(44%)		(28%)	(64%)		(41%)
45	11		56	Total points won	49	26		75
26/54	6/22		32/76	Receiving points won	21/40	10/15		31/55
(48%)	(27%)		(42%)		(53%)	(67%)		(56%)
2/9	0/0		2/9	Break point conversions	3/5	2/3		5/8
(22%)	(0%)		(22%)		(60%)	(67%)		(63%)
7	4		11	Forehand winners	15	6		21
5	2		7	Backhand winners	4	7		11
16	8		24	Forced errors	13	1		14
13	5		18	Unforced errors	17	4		21
1/7	2/5		3/12	Net points won	7/12	1/2		8/14
(14%)	(40%)		(25%)		(58%)	(50%)		(57%)

	1 st Set					2 nd Set				
MEDEIROS Rafael	1*2	2*2	3*3	3*4	4*5	5*5	0*1	1*1	1*1	1
BOUKARTACHA Lhaj (BPC)	*0	0*1	2*2	3*4	4*5	5*6	*1	1*2	3*4	5*6

Note:

Total winners is the sum of total aces, service winners, forehand winners and backhand winners.

Legend:

BPC Bipartite Commission Place **W** Winner * Server



Scorecard

スコアカード

	MEDEIROS Rafael	BRA	5	1
W	BOUKARTACHA Lhaj (BPC)	MAR	7	6
Match duration: 1h33min			65min	28min

Court	Court 7	Scoring Rule	Three tie-break sets
Chair Umpire	KURENCHANINA Daria (BLR)	Match Code	MS107
Started	17:27	Finished	19:01

1st Set

Game	Serving	RaMe	LhBo
Game 1	Lhaj Boukartacha	1	0
Game 2	Rafael Medeiros	2	0
Game 3	Lhaj Boukartacha	2	1
Game 4	Rafael Medeiros	2	2
Game 5	Lhaj Boukartacha	3	2
Game 6	Rafael Medeiros	3	3
Game 7	Lhaj Boukartacha	3	4
Game 8	Rafael Medeiros	4	4
Game 9	Lhaj Boukartacha	4	5
Game 10	Rafael Medeiros	5	5
Game 11	Lhaj Boukartacha	5	6



Scorecard スコアカード

Game 12: Rafael Medeiros Serving

85	86	87	88	89	90	91	92	93	94										
----	----	----	----	----	----	----	----	----	----	--	--	--	--	--	--	--	--	--	--

RaMe LhBo

5 7

2nd Set

Game 1: Lhaj Boukartacha Serving

95	96	97	98	99	100														
----	----	----	----	----	-----	--	--	--	--	--	--	--	--	--	--	--	--	--	--

RaMe LhBo

0 1

Game 2: Rafael Medeiros Serving

101	102	103	104	105	106														
-----	-----	-----	-----	-----	-----	--	--	--	--	--	--	--	--	--	--	--	--	--	--

RaMe LhBo

1 1

Game 3: Lhaj Boukartacha Serving

107	108	109	110																
-----	-----	-----	-----	--	--	--	--	--	--	--	--	--	--	--	--	--	--	--	--

RaMe LhBo

1 2

Game 4: Rafael Medeiros Serving

111	112	113	114																
-----	-----	-----	-----	--	--	--	--	--	--	--	--	--	--	--	--	--	--	--	--

RaMe LhBo

1 3

Game 5: Lhaj Boukartacha Serving

115	116	117	118	119	120														
-----	-----	-----	-----	-----	-----	--	--	--	--	--	--	--	--	--	--	--	--	--	--

RaMe LhBo

1 4

Game 6: Rafael Medeiros Serving

121	122	123	124	125															
-----	-----	-----	-----	-----	--	--	--	--	--	--	--	--	--	--	--	--	--	--	--

RaMe LhBo

1 5

Game 7: Lhaj Boukartacha Serving

126	127	128	129	130	131														
-----	-----	-----	-----	-----	-----	--	--	--	--	--	--	--	--	--	--	--	--	--	--

RaMe LhBo

1 6

Incidents Summary:

Code of Conduct Violation: 0
Time Violation: 0

Legend:

BPC	Bipartite Commission Place	W	Winner	DF	Double fault	PR2	Point to receiver - 2nd serve
PS2	Point to server - 2nd serve	AS1	Ace - 1st serve	PR1	Point to receiver - 1st serve	PS1	Point to server - 1st serve
SB	Service Break						



Match Statistics

試合統計

	SUWAN Banjob (BPC)	THA	1	4
W	TUR Francesc	ESP	6	6
Match duration: 1h14min			24min	50min

Court 7

Chair Umpire: EDWARDS Fiona (GBR)

SUWAN Banjob (BPC)				TUR Francesc				
1 st Set	2 nd Set	3 rd Set	Total		1 st Set	2 nd Set	3 rd Set	Total
0	0		0	Total aces	0	1		1
1	1		2	Double faults	1	1		2
0	0		0	Service winners	2	1		3
14/19	34/44		48/63	1st serve	12/17	21/31		33/48
(74%)	(77%)		(76%)		(71%)	(68%)		(69%)
0	0		0	Aces on 1st serve	0	1		1
6/14	21/34		27/48	Points won on 1st serve	12/12	14/21		26/33
(43%)	(62%)		(56%)		(100%)	(67%)		(79%)
4/5	9/10		13/15	2nd Serve	4/5	9/10		13/15
(80%)	(90%)		(87%)		(80%)	(90%)		(87%)
0	0		0	Aces on 2nd Serve	0	0		0
2/5	3/10		5/15	Points won on 2nd serve	4/5	6/10		10/15
(40%)	(30%)		(33%)		(80%)	(60%)		(67%)
9	35		44	Total points won	27	40		67
1/17	11/31		12/48	Receiving points won	11/19	20/44		31/63
(6%)	(35%)		(25%)		(58%)	(45%)		(49%)
0/0	1/3		1/3	Break point conversions	2/2	2/8		4/10
(0%)	(33%)		(33%)		(100%)	(25%)		(40%)
3	7		10	Forehand winners	13	12		25
1	4		5	Backhand winners	1	5		6
6	14		20	Forced errors	2	10		12
5	7		12	Unforced errors	3	14		17
1/1	1/1		2/2	Net points won	0/0	0/1		0/1
(100%)	(100%)		(100%)		(0%)	(0%)		(0%)

	1 st Set					2 nd Set								
SUWAN Banjob (BPC)	0	*0	0	*1	1	*1	1	1						
TUR Francesc	*1	2	*3	3	*4	5	*6	1	*2	2	*3	4	*4	4

Note:

Total winners is the sum of total aces, service winners, forehand winners and backhand winners.

Legend:

BPC Bipartite Commission Place **W** Winner * Server



Scorecard

スコアカード

	SUWAN Banjob (BPC)	THA	1	4
W	TUR Francesc	ESP	6	6
Match duration: 1h14min			24min	50min

Court	Court 7	Scoring Rule	Three tie-break sets
Chair Umpire	EDWARDS Fiona (GBR)	Match Code	MS110
Started	19:22	Finished	20:37

1st Set

Game	Serving	BaSu	FrTu
Game 1	Francesc Tur	0	1
Game 2	Banjob Suwan	0	2
Game 3	Francesc Tur	0	3
Game 4	Banjob Suwan	1	3
Game 5	Francesc Tur	1	4
Game 6	Banjob Suwan	1	5
Game 7	Francesc Tur	1	6

2nd Set

Game	Serving	BaSu	FrTu
Game 1	Banjob Suwan	0	1
Game 2	Francesc Tur	0	2
Game 3	Banjob Suwan	1	2



Scorecard

スコアカード

Game 4: Francesc Tur Serving

														BaSu	FrTu	
															1	3
61	62	63	64													

Game 5: Banjob Suwan Serving

														BaSu	FrTu	
															2	3
65	66	67	68													

Game 6: Francesc Tur Serving

														BaSu	FrTu	
															2	4
69	70	71	72	73	74											

Game 7: Banjob Suwan Serving

														BaSu	FrTu	
															3	4
75	76	77	78	79	80	81	82	83	84							

Game 8: Francesc Tur Serving

														BaSu	FrTu	
															4	4
85	86	87	88	89	90	91	92	93	94							

Game 9: Banjob Suwan Serving

														BaSu	FrTu	
															4	5
95	96	97	98	99	100	101	102	103	104	105	106					

Game 10: Francesc Tur Serving

														BaSu	FrTu	
															4	6
107	108	109	110	111												

Incidents Summary:

Code of Conduct Violation: 0

Time Violation: 0

Legend:							
BPC	Bipartite Commission Place	W	Winner	DF	Double fault	PR2	Point to receiver - 2nd serve
PS2	Point to server - 2nd serve	AS	Ace - 1st serve	PR1	Point to receiver - 1st serve	PS1	Point to server - 1st serve
SB	Service Break						



Match Statistics

試合統計

	BERDICHEVSKY Adam	ISR	4	2
W	WEEKES Ben	AUS	6	6
Match duration: 1h22min			40min	42min

Court 6

Chair Umpire: ANDERSON Ben (GBR)

BERDICHEVSKY Adam				WEEKES Ben				
1 st Set	2 nd Set	3 rd Set	Total		1 st Set	2 nd Set	3 rd Set	Total
1	0		1	Total aces	2	5		7
2	1		3	Double faults	1	3		4
0	0		0	Service winners	0	0		0
14/25	12/20		26/45	1st serve	16/28	21/33		37/61
(56%)	(60%)		(58%)		(57%)	(64%)		(61%)
1	0		1	Aces on 1st serve	1	5		6
9/14	4/12		13/26	Points won on 1st serve	11/16	13/21		24/37
(64%)	(33%)		(50%)		(69%)	(62%)		(65%)
9/11	7/8		16/19	2nd Serve	11/12	9/12		20/24
(82%)	(88%)		(84%)		(92%)	(75%)		(83%)
0	0		0	Aces on 2nd Serve	1	0		1
5/11	4/8		9/19	Points won on 2nd serve	7/12	6/12		13/24
(45%)	(50%)		(47%)		(58%)	(50%)		(54%)
24	22		46	Total points won	29	31		60
10/28	14/33		24/61	Receiving points won	11/25	12/20		23/45
(36%)	(42%)		(39%)		(44%)	(60%)		(51%)
1/1	1/2		2/3	Break point conversions	2/2	3/3		5/5
(100%)	(50%)		(67%)		(100%)	(100%)		(100%)
4	0		4	Forehand winners	6	7		13
5	8		13	Backhand winners	1	0		1
8	8		16	Forced errors	5	2		7
12	11		23	Unforced errors	9	12		21
0/0	0/1		0/1	Net points won	2/2	4/5		6/7
(0%)	(0%)		(0%)		(100%)	(80%)		(86%)

	1 st Set								2 nd Set									
	*0	0	*1	1	*1	1	*2	3	*4	4	*0	0	*0	0	*1	2	*2	2
BERDICHEVSKY Adam																		
WEEKES Ben	1	*2	2	*3	4	*5	5	*5	5	*6	1	*2	3	*4	4	*4	5	*6

Note:
Total winners is the sum of total aces, service winners, forehand winners and backhand winners.

Legend:
W Winner * Server




























































Scorecard

スコアカード

	BERDICHEVSKY Adam	ISR	4	2
W	WEEKES Ben	AUS	6	6
Match duration: 1h22min			40min	42min

Court	Court 6	Scoring Rule	Three tie-break sets
Chair Umpire	ANDERSON Ben (GBR)	Match Code	MS111
Started	19:13	Finished	20:35

1st Set

Game 1: Adam Berdichevsky Serving													AdBe	BeWe	
													0	1	☀
1	2	3	4	5	6										
Game 2: Ben Weekes Serving													AdBe	BeWe	
													0	2	
7	8	9	10	11	12										
Game 3: Adam Berdichevsky Serving													AdBe	BeWe	
													1	2	
13	14	15	16	17											
Game 4: Ben Weekes Serving													AdBe	BeWe	
													1	3	
18	19	20	21	22											
Game 5: Adam Berdichevsky Serving													AdBe	BeWe	
													1	4	☀
23	24	25	26												
Game 6: Ben Weekes Serving													AdBe	BeWe	
													1	5	
27	28	29	30	31	32										
Game 7: Adam Berdichevsky Serving													AdBe	BeWe	
													2	5	
33	34	35	36	37											
Game 8: Ben Weekes Serving													AdBe	BeWe	
													3	5	☀
38	39	40	41	42	43										
Game 9: Adam Berdichevsky Serving													AdBe	BeWe	
													4	5	
44	45	46	47	48											
Game 10: Ben Weekes Serving													AdBe	BeWe	
													4	6	
49	50	51	52	53											

2nd Set



Scorecard

スコアカード

Game 1: Adam Berdichevsky Serving														AdBe	BeWe			
															0	1		
54	55	56	57	58														
Game 2: Ben Weekes Serving														AdBe	BeWe			
															0	2		
59	60	61	62	63	64	65	66	67	68	69	70	71	72	73	74			
Game 3: Adam Berdichevsky Serving														AdBe	BeWe			
															0	3		
75	76	77	78	79	80													
Game 4: Ben Weekes Serving														AdBe	BeWe			
															0	4		
81	82	83	84	85														
Game 5: Adam Berdichevsky Serving														AdBe	BeWe			
															1	4		
86	87	88	89															
Game 6: Ben Weekes Serving														AdBe	BeWe			
															2	4		
90	91	92	93	94	95													
Game 7: Adam Berdichevsky Serving														AdBe	BeWe			
															2	5		
96	97	98	99	100														
Game 8: Ben Weekes Serving														AdBe	BeWe			
															2	6		
101	102	103	104	105	106													

Incidents Summary:

Code of Conduct Violation: 0
Time Violation: 0

Legend:

	Winner		Ace - 2nd serve		Double fault		Point to receiver - 2nd serve
	Point to server - 2nd serve		Ace - 1st serve		Point to receiver - 1st serve		Point to server - 1st serve
	Service Break						



Match Statistics

試合統計

	LANGMANN Nico	AUT	4	1
W	VANDORPE Jef (15)	BEL	6	6
Match duration: 1h19min			51min	28min

Court 2

Chair Umpire: MROZINSKA Marta (POL)

LANGMANN Nico				VANDORPE Jef (15)				
1 st Set	2 nd Set	3 rd Set	Total		1 st Set	2 nd Set	3 rd Set	Total
2	0		2	Total aces	0	1		1
6	3		9	Double faults	5	1		6
0	0		0	Service winners	0	0		0
26/48	7/15		33/63	1st serve	15/36	19/26		34/62
(54%)	(47%)		(52%)		(42%)	(73%)		(55%)
2	0		2	Aces on 1st serve	0	1		1
17/26	3/7		20/33	Points won on 1st serve	11/15	15/19		26/34
(65%)	(43%)		(61%)		(73%)	(79%)		(76%)
16/22	5/8		21/30	2nd Serve	16/21	6/7		22/28
(73%)	(63%)		(70%)		(76%)	(86%)		(79%)
0	0		0	Aces on 2nd Serve	0	0		0
9/22	2/8		11/30	Points won on 2nd serve	12/21	4/7		16/28
(41%)	(25%)		(37%)		(57%)	(57%)		(57%)
39	12		51	Total points won	45	29		74
13/36	7/26		20/62	Receiving points won	22/48	10/15		32/63
(36%)	(27%)		(32%)		(46%)	(67%)		(51%)
1/6	0/1		1/7	Break point conversions	2/11	2/2		4/13
(17%)	(0%)		(14%)		(18%)	(100%)		(31%)
2	5		7	Forehand winners	8	4		12
2	2		4	Backhand winners	2	4		6
11	10		21	Forced errors	11	2		13
23	10		33	Unforced errors	19	3		22
0/0	1/1		1/1	Net points won	0/0	1/1		1/1
(0%)	(100%)		(100%)		(0%)	(100%)		(100%)

	1 st Set				2 nd Set				
LANGMANN Nico	1*2	2*2	2*3	3*4	4*4	0*0	0*1	1*1	1
VANDORPE Jef (15)	*0	0*1	2*3	3*4	4*5	*1	2*3	3*4	5*6

Note:

Total winners is the sum of total aces, service winners, forehand winners and backhand winners.

Legend:

W Winner * Server



Scorecard

スコアカード

	LANGMANN Nico	AUT	4	1
W	VANDORPE Jef (15)	BEL	6	6
Match duration: 1h20min			52min	28min

Court	Court 2	Scoring Rule	Three tie-break sets
Chair Umpire	MROZINSKA Marta (POL)	Match Code	MS112
Started	17:25	Finished	18:46

1st Set

Game 1: Jef Vandorpe Serving																NiLa	JeVa
																1	0
1	2	3	4	5	6	7	8	9	10	11	12	13	14	15	16		
Game 2: Nico Langmann Serving																NiLa	JeVa
																2	0
17	18	19	20	21	22	23	24	25	26	27	28	29	30	31	32		
Game 3: Jef Vandorpe Serving																NiLa	JeVa
																2	1
33	34	35	36	37	38												
Game 4: Nico Langmann Serving																NiLa	JeVa
																2	2
39	40	41	42	43	44	45	46	47	48	49	50	51	52				
Game 5: Jef Vandorpe Serving																NiLa	JeVa
																2	3
53	54	55	56														
Game 6: Nico Langmann Serving																NiLa	JeVa
																3	3
57	58	59	60														
Game 7: Jef Vandorpe Serving																NiLa	JeVa
																3	4
61	62	63	64	65													
Game 8: Nico Langmann Serving																NiLa	JeVa
																4	4
66	67	68	69	70	71	72	73										
Game 9: Jef Vandorpe Serving																NiLa	JeVa
																4	5
74	75	76	77	78													
Game 10: Nico Langmann Serving																NiLa	JeVa
																4	6
79	80	81	82	83	84												

2nd Set



Scorecard

スコアカード

Game 1: Jef Vandorpe Serving														NiLa	JeVa
														0	1
85	86	87	88	89	90	91	92	93	94						
Game 2: Nico Langmann Serving														NiLa	JeVa
														0	2
95	96	97	98												
Game 3: Jef Vandorpe Serving														NiLa	JeVa
														0	3
99	100	101	102	103	104	105	106								
Game 4: Nico Langmann Serving														NiLa	JeVa
														1	3
107	108	109	110	111	112										
Game 5: Jef Vandorpe Serving														NiLa	JeVa
														1	4
113	114	115	116												
Game 6: Nico Langmann Serving														NiLa	JeVa
														1	5
117	118	119	120	121											
Game 7: Jef Vandorpe Serving														NiLa	JeVa
														1	6
122	123	124	125												

Incidents Summary:

Code of Conduct Violation: 0

Time Violation: 0

Legend:					
	Winner		Double fault		Point to receiver - 2nd serve
	Ace - 1st serve		Point to receiver - 1st serve		Point to server - 2nd serve
			Point to server - 1st serve		Service Break



Match Statistics

試合統計

W	SANADA Takashi (9)	JPN	6	6
	ANKER Carlos	NED	1	1
Match duration: 1h35min			38min	57min

Centre Court

Chair Umpire: EDWARDS Fiona (GBR)

SANADA Takashi (9)				ANKER Carlos				
1 st Set	2 nd Set	3 rd Set	Total		1 st Set	2 nd Set	3 rd Set	Total
0	2		2	Total aces	0	0		0
3	0		3	Double faults	1	1		2
0	0		0	Service winners	0	0		0
20/31	24/27		44/58	1st serve	16/17	39/46		55/63
(65%)	(89%)		(76%)		(94%)	(85%)		(87%)
0	2		2	Aces on 1st serve	0	0		0
14/20	15/24		29/44	Points won on 1st serve	4/16	21/39		25/55
(70%)	(63%)		(66%)		(25%)	(54%)		(45%)
8/11	3/3		11/14	2nd Serve	0/1	6/7		6/8
(73%)	(100%)		(79%)		(0%)	(86%)		(75%)
0	0		0	Aces on 2nd Serve	0	0		0
4/11	2/3		6/14	Points won on 2nd serve	0/1	0/7		0/8
(36%)	(67%)		(43%)		(0%)	(0%)		(0%)
31	42		73	Total points won	17	31		48
13/17	25/46		38/63	Receiving points won	13/31	10/27		23/58
(76%)	(54%)		(60%)		(42%)	(37%)		(40%)
3/4	3/10		6/14	Break point conversions	1/5	0/4		1/9
(75%)	(30%)		(43%)		(20%)	(0%)		(11%)
13	14		27	Forehand winners	0	3		3
1	3		4	Backhand winners	3	0		3
1	9		10	Forced errors	4	16		20
13	19		32	Unforced errors	13	7		20
2/2	2/2		4/4	Net points won	1/3	0/1		1/4
(100%)	(100%)		(100%)		(33%)	(0%)		(25%)

	1 st Set					2 nd Set							
SANADA Takashi (9)	*0	1	*2	3	*4	5	*6	1	*2	3	*4	5	*6
ANKER Carlos	1	*1	1	*1	1	*1	1	*1	0	*1	1	*1	1

Note:
Total winners is the sum of total aces, service winners, forehand winners and backhand winners.

Legend:
W Winner * Server



Scorecard

スコアカード

W	SANADA Takashi (9)	JPN	6	6
	ANKER Carlos	NED	1	1
Match duration: 1h34min			38min	56min

Court	Centre Court	Scoring Rule	Three tie-break sets
Chair Umpire	EDWARDS Fiona (GBR)	Match Code	MS113
Started	11:13	Finished	12:48

1st Set

Game	Serving	TaSa	CaAn
Game 1	Takashi Sanada	0	1
Game 2	Carlos Anker	1	1
Game 3	Takashi Sanada	2	1
Game 4	Carlos Anker	3	1
Game 5	Takashi Sanada	4	1
Game 6	Carlos Anker	5	1
Game 7	Takashi Sanada	6	1

2nd Set

Game	Serving	TaSa	CaAn
Game 1	Carlos Anker	1	0
Game 2	Takashi Sanada	2	0
Game 3	Carlos Anker	2	1



Scorecard スコアカード

Game 4: Takashi Sanada Serving

															TaSa	CaAn
74	75	76	77	78	79	80	81	82	83						3	1

Game 5: Carlos Anker Serving

																		TaSa	CaAn			
84	85	86	87	88	89	90	91	92	93	94	95	96	97	98	99	100	101	102	103	4	1	

Game 6: Takashi Sanada Serving

															TaSa	CaAn	
104	105	106	107	108	109	110	111	112	113	114	115					5	1

Game 7: Carlos Anker Serving

															TaSa	CaAn	
116	117	118	119	120	121										6	1	

Incidents Summary:

Code of Conduct Violation: 0
Time Violation: 0

Legend:			
Winner	Double fault	Point to receiver - 2nd serve	Point to server - 2nd serve
Ace - 1st serve	Point to receiver - 1st serve	Point to server - 1st serve	Service Break



Match Statistics

試合統計

	MENGUY Gaetan	FRA	6	4	1
W	IM Ho Won	KOR	3	6	6
	Match duration: 2h39min		40min	62min	57min

Court 4

Chair Umpire: BROUR Bassem (TUN)

MENGUY Gaetan				IM Ho Won				
1 st Set	2 nd Set	3 rd Set	Total		1 st Set	2 nd Set	3 rd Set	Total
0	2	1	3	Total aces	0	0	0	0
4	3	5	12	Double faults	7	2	0	9
1	0	0	1	Service winners	0	0	0	0
13/27	19/37	15/37	47/101	1st serve	13/28	25/30	18/25	56/83
(48%)	(51%)	(41%)	(47%)		(46%)	(83%)	(72%)	(67%)
0	1	1	2	Aces on 1st serve	0	0	0	0
6/13	8/19	10/15	24/47	Points won on 1st serve	3/13	14/25	12/18	29/56
(46%)	(42%)	(67%)	(51%)		(23%)	(56%)	(67%)	(52%)
10/14	15/18	17/22	42/54	2nd Serve	8/15	3/5	7/7	18/27
(71%)	(83%)	(77%)	(78%)		(53%)	(60%)	(100%)	(67%)
0	1	0	1	Aces on 2nd Serve	0	0	0	0
6/14	7/18	5/22	18/54	Points won on 2nd serve	4/15	0/5	4/7	8/27
(43%)	(39%)	(23%)	(33%)		(27%)	(0%)	(57%)	(30%)
33	31	24	88	Total points won	22	36	38	96
21/28	16/30	9/25	46/83	Receiving points won	15/27	22/37	22/37	59/101
(75%)	(53%)	(36%)	(55%)		(56%)	(59%)	(59%)	(58%)
4/9	3/4	1/1	8/14	Break point conversions	3/3	4/5	3/8	10/16
(44%)	(75%)	(100%)	(57%)		(100%)	(80%)	(38%)	(63%)
5	2	6	13	Forehand winners	8	15	8	31
0	2	3	5	Backhand winners	0	0	4	4
4	7	16	27	Forced errors	5	6	10	21
10	14	10	34	Unforced errors	22	19	4	45
0/0	0/2	1/3	1/5	Net points won	2/4	1/3	3/3	6/10
(0%)	(0%)	(33%)	(20%)		(50%)	(33%)	(100%)	(60%)

	1 st Set					2 nd Set					3 rd Set					
MENGUY Gaetan	*1	2*2	3*3	4*4	5*6	1*1	2*3	3*3	4*4	4*4	1*1	1*1	1*1	1*1	1	
IM Ho Won	0*0	1*1	2*2	3*3	3	*0	1*1	1*2	3*3	4*5	6	*0	1*2	3*4	5*6	

Note:
Total winners is the sum of total aces, service winners, forehand winners and backhand winners.

Legend:
W Winner * Server



Scorecard

スコアカード

	MENGUY Gaetan	FRA	6	4	1
W	IM Ho Won	KOR	3	6	6
Match duration: 2h39min			39min	63min	57min

Court	Court 4	Scoring Rule	Three tie-break sets
Chair Umpire	BROUR Bassem (TUN)	Match Code	MS114
Started	18:46	Finished	21:25

1st Set

Game	Serving	Score	Game	Holm
Game 1	Gaetan Menguy	6-0	1	0
Game 2	Ho Won Im	2-0	2	0
Game 3	Gaetan Menguy	2-1	2	1
Game 4	Ho Won Im	3-1	3	1
Game 5	Gaetan Menguy	3-2	3	2
Game 6	Ho Won Im	4-2	4	2
Game 7	Gaetan Menguy	4-3	4	3
Game 8	Ho Won Im	5-3	5	3
Game 9	Gaetan Menguy	6-3	6	3

2nd Set

Game	Serving	Score	Game	Holm
Game 1	Ho Won Im	1-0	1	0



Scorecard

スコアカード

Game 2: Gaetan Menguy Serving



GaMe Holm

1 1



Game 3: Ho Won Im Serving



GaMe Holm

2 1



Game 4: Gaetan Menguy Serving



GaMe Holm

3 1

Game 5: Ho Won Im Serving



GaMe Holm

3 2

Game 6: Gaetan Menguy Serving




GaMe Holm

3 3



Game 7: Ho Won Im Serving

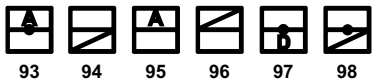


GaMe Holm

4 3



Game 8: Gaetan Menguy Serving



GaMe Holm

4 4



Game 9: Ho Won Im Serving



GaMe Holm

4 5

Game 10: Gaetan Menguy Serving



GaMe Holm

4 6



3rd Set

Game 1: Ho Won Im Serving



GaMe Holm

1 0



Game 2: Gaetan Menguy Serving



GaMe Holm

1 1



Game 3: Ho Won Im Serving



GaMe Holm

1 2

Game 4: Gaetan Menguy Serving



GaMe Holm

1 3



Game 5: Ho Won Im Serving



GaMe Holm

1 4



Scorecard

スコアカード

Game 6: Gaetan Menguy Serving










										Game	Holm	
											1	5
176	177	178	179	180								

Game 7: Ho Won Im Serving

										Game	Holm	
											1	6
181	182	183	184									

Incidents Summary:

Code of Conduct Violation: 0
Time Violation: 0

Legend:							
	Winner		Ace - 2nd serve		Double fault		Point to receiver - 2nd serve
	Point to server - 2nd serve		Ace - 1st serve		Point to receiver - 1st serve		Point to server - 1st serve
	Service Break						



Match Statistics

試合統計

W	ELS Leon (BPC)	RSA	1	6	6
	CARNEIRO SILVA Gustavo	BRA	6	4	3
Match duration: 2h39min			33min	71min	55min

Centre Court

Chair Umpire: BURKA Fernanda (ARG)

ELS Leon (BPC)				CARNEIRO SILVA Gustavo				
1 st Set	2 nd Set	3 rd Set	Total		1 st Set	2 nd Set	3 rd Set	Total
2	1	2	5	Total aces	1	1	1	3
2	2	1	5	Double faults	0	0	1	1
0	0	0	0	Service winners	0	0	0	0
22/33	23/31	21/31	66/95	1st serve	10/15	30/46	24/33	64/94
(67%)	(74%)	(68%)	(69%)		(67%)	(65%)	(73%)	(68%)
2	1	2	5	Aces on 1st serve	0	1	1	2
9/22	16/23	15/21	40/66	Points won on 1st serve	9/10	17/30	14/24	40/64
(41%)	(70%)	(71%)	(61%)		(90%)	(57%)	(58%)	(63%)
9/11	6/8	9/10	24/29	2nd Serve	5/5	16/16	8/9	29/30
(82%)	(75%)	(90%)	(83%)		(100%)	(100%)	(89%)	(97%)
0	0	0	0	Aces on 2nd Serve	1	0	0	1
6/11	3/8	5/10	14/29	Points won on 2nd serve	3/5	7/16	4/9	14/30
(55%)	(38%)	(50%)	(48%)		(60%)	(44%)	(44%)	(47%)
18	41	35	94	Total points won	30	36	29	95
3/15	22/46	15/33	40/94	Receiving points won	18/33	12/31	11/31	41/95
(20%)	(48%)	(45%)	(43%)		(55%)	(39%)	(35%)	(43%)
0/0	2/8	2/5	4/13	Break point conversions	3/9	1/1	0/1	4/11
(0%)	(25%)	(40%)	(31%)		(33%)	(100%)	(0%)	(36%)
4	11	2	17	Forehand winners	11	13	7	31
1	3	1	5	Backhand winners	3	3	5	11
11	14	4	29	Forced errors	11	15	11	37
4	4	12	20	Unforced errors	0	11	19	30
2/5	0/2	1/5	3/12	Net points won	6/9	4/8	1/2	11/19
(40%)	(0%)	(20%)	(25%)		(67%)	(50%)	(50%)	(58%)

	1 st Set					2 nd Set					3 rd Set													
ELS Leon (BPC)	*0	0*	1	1*	1*	1*	0	*1	2*	3	3*	3*	4	5*	6	0	*1	1*	2*	2*	3	4	*5	6
CARNEIRO SILVA Gustavo	1*	*2	2*	*3	4*	*5	6	*1	1*	1*	1*	2	3*	4	*4	4	*1	1*	*2	2*	*3	3*	*3	*3

Note:
Total winners is the sum of total aces, service winners, forehand winners and backhand winners.

Legend:
BPC Bipartite Commission Place W Winner * Server



Scorecard

スコアカード

W	ELS Leon (BPC)	RSA	1	6	6
	CARNEIRO SILVA Gustavo	BRA	6	4	3
Match duration: 2h39min			33min	71min	55min

Court	Centre Court	Scoring Rule	Three tie-break sets
Chair Umpire	BURKA Fernanda (ARG)	Match Code	MS115
Started	21:44	Finished	00:23

1st Set

Game 1: Leon Els Serving															LeEI	GuCa	0	1	★
1	2	3	4	5	6	7	8	9	10	11	12	13	14	15	16				
Game 2: Gustavo Carneiro Silva Serving															LeEI	GuCa	0	2	
17	18	19	20																
Game 3: Leon Els Serving															LeEI	GuCa	1	2	
21	22	23	24																
Game 4: Gustavo Carneiro Silva Serving															LeEI	GuCa	1	3	
25	26	27	28	29															
Game 5: Leon Els Serving															LeEI	GuCa	1	4	★
30	31	32	33	34	35	36	37												
Game 6: Gustavo Carneiro Silva Serving															LeEI	GuCa	1	5	
38	39	40	41	42	43														
Game 7: Leon Els Serving															LeEI	GuCa	1	6	★
44	45	46	47	48															

2nd Set

Game 1: Gustavo Carneiro Silva Serving													LeEI	GuCa	0	1	
49	50	51	52	53	54	55	56	57	58	59	60	61	62				
Game 2: Leon Els Serving													LeEI	GuCa	1	1	
63	64	65	66	67	68	69	70										
Game 3: Gustavo Carneiro Silva Serving													LeEI	GuCa	2	1	★
71	72	73	74	75													



Scorecard

スコアカード

Game 4: Leon Els Serving

	76	77	78	79	80												LeEI	GuCa
	📊	📊	📊	📊	📊	📊	📊	📊	📊	📊	📊	📊	📊	📊	📊	📊	3	1

Game 5: Gustavo Carneiro Silva Serving

	81	82	83	84	85	86	87	88									LeEI	GuCa
	📊	📊	📊	📊	📊	📊	📊	📊	📊	📊	📊	📊	📊	📊	📊	📊	3	2

Game 6: Leon Els Serving

	89	90	91	92	93	94											LeEI	GuCa
	📊	📊	📊	📊	📊	📊	📊	📊	📊	📊	📊	📊	📊	📊	📊	📊	3	3

Game 7: Gustavo Carneiro Silva Serving

	95	96	97	98	99												LeEI	GuCa
	📊	📊	📊	📊	📊	📊	📊	📊	📊	📊	📊	📊	📊	📊	📊	📊	3	4

Game 8: Leon Els Serving

	100	101	102	103	104	105											LeEI	GuCa
	📊	📊	📊	📊	📊	📊	📊	📊	📊	📊	📊	📊	📊	📊	📊	📊	4	4

Game 9: Gustavo Carneiro Silva Serving

	106	107	108	109	110	111	112	113	114	115	116	117	118	119			LeEI	GuCa
	📊	📊	📊	📊	📊	📊	📊	📊	📊	📊	📊	📊	📊	📊	📊	📊	5	4

Game 10: Leon Els Serving

	120	121	122	123	124	125											LeEI	GuCa
	📊	📊	📊	📊	📊	📊	📊	📊	📊	📊	📊	📊	📊	📊	📊	📊	6	4

3rd Set

Game 1: Gustavo Carneiro Silva Serving

	126	127	128	129	130	131											LeEI	GuCa
	📊	📊	📊	📊	📊	📊	📊	📊	📊	📊	📊	📊	📊	📊	📊	📊	0	1

Game 2: Leon Els Serving

	132	133	134	135	136	137	138	139									LeEI	GuCa
	📊	📊	📊	📊	📊	📊	📊	📊	📊	📊	📊	📊	📊	📊	📊	📊	1	1

Game 3: Gustavo Carneiro Silva Serving

	140	141	142	143													LeEI	GuCa
	📊	📊	📊	📊	📊	📊	📊	📊	📊	📊	📊	📊	📊	📊	📊	📊	1	2

Game 4: Leon Els Serving

	144	145	146	147	148	149	150	151	152	153							LeEI	GuCa
	📊	📊	📊	📊	📊	📊	📊	📊	📊	📊	📊	📊	📊	📊	📊	📊	2	2

Game 5: Gustavo Carneiro Silva Serving

	154	155	156	157	158	159	160	161	162	163	164	165					LeEI	GuCa
	📊	📊	📊	📊	📊	📊	📊	📊	📊	📊	📊	📊	📊	📊	📊	📊	2	3

Game 6: Leon Els Serving

	166	167	168	169	170												LeEI	GuCa
	📊	📊	📊	📊	📊	📊	📊	📊	📊	📊	📊	📊	📊	📊	📊	📊	3	3

Game 7: Gustavo Carneiro Silva Serving













	171	172	173	174	175												LeEI	GuCa
	📊	📊	📊	📊	📊	📊	📊	📊	📊	📊	📊	📊	📊	📊	📊	📊	4	3





Scorecard

スコアカード

Game 8: Leon Els Serving

		LeEl		GuCa	
					
176	177	178	179	180	181
					
182	183				
		5		3	

Game 9: Gustavo Carneiro Silva Serving










		LeEl		GuCa	
					
184	185	186	187	188	189
					
		6		3	

Incidents Summary:

Code of Conduct Violation: 0

Time Violation: 1

Time Violation on CARNEIRO SILVA, Gustavo (BRA) in Set 2, Game 1, Point 7 at 22:27 on 27 August 2021

Legend:					
	Bipartite Commission Place		Winner		Double fault
	Point to server - 2nd serve		Ace - 1st serve		Point to receiver - 1st serve
	Service Break		Point to receiver - 2nd serve		Point to server - 1st serve



Match Statistics

試合統計

W	BORHAN Abu Samah	MAS	4	6	6
	GIL Jose Pablo (BPC)	CRC	6	3	2
Match duration: 2h19min			44min	44min	51min

Court 9

Chair Umpire: MUSA Saidu (NGR)

BORHAN Abu Samah				GIL Jose Pablo (BPC)				
1 st Set	2 nd Set	3 rd Set	Total		1 st Set	2 nd Set	3 rd Set	Total
1	1	0	2	Total aces	1	1	0	2
1	3	0	4	Double faults	1	1	4	6
0	0	1	1	Service winners	0	0	1	1
19/27	20/31	12/25	51/83	1st serve	16/28	14/20	15/24	45/72
(70%)	(65%)	(48%)	(61%)		(57%)	(70%)	(63%)	(63%)
1	1	0	2	Aces on 1st serve	1	1	0	2
11/19	13/20	10/12	34/51	Points won on 1st serve	11/16	6/14	10/15	27/45
(58%)	(65%)	(83%)	(67%)		(69%)	(43%)	(67%)	(60%)
7/8	8/11	13/13	28/32	2nd Serve	11/12	5/6	5/9	21/27
(88%)	(73%)	(100%)	(88%)		(92%)	(83%)	(56%)	(78%)
0	0	0	0	Aces on 2nd Serve	0	0	0	0
6/8	4/11	7/13	17/32	Points won on 2nd serve	8/12	1/6	1/9	10/27
(75%)	(36%)	(54%)	(53%)		(67%)	(17%)	(11%)	(37%)
26	30	30	86	Total points won	29	21	19	69
9/28	13/20	13/24	35/72	Receiving points won	10/27	14/31	8/25	32/83
(32%)	(65%)	(54%)	(49%)		(37%)	(45%)	(32%)	(39%)
1/3	3/3	2/3	6/9	Break point conversions	2/2	2/2	0/0	4/4
(33%)	(100%)	(67%)	(67%)		(100%)	(100%)	(0%)	(100%)
7	10	12	29	Forehand winners	10	4	5	19
2	3	3	8	Backhand winners	4	3	6	13
8	5	3	16	Forced errors	12	12	7	31
6	8	4	18	Unforced errors	4	4	7	15
1/1	2/2	1/1	4/4	Net points won	8/11	3/5	3/5	14/21
(100%)	(100%)	(100%)	(100%)		(73%)	(60%)	(60%)	(67%)

	1 st Set				2 nd Set					3 rd Set															
	*0	1	*2	2*3	3*3	3*4	4	4	*0	1	*2	3*3	3*4	5*6	5*6	0	*1	2*3	4	4*5	5	*6			
BORHAN Abu Samah																									
GIL Jose Pablo (BPC)	1	*1	1	*2	2	*3	4	*5	5	*6	1	*1	1	*1	2	*3	3	*3	3	*1	1	*1	1	*2	2

Note:

Total winners is the sum of total aces, service winners, forehand winners and backhand winners.

Legend:

BPC Bipartite Commission Place **W** Winner * Server



Scorecard

スコアカード

W	BORHAN Abu Samah	MAS	4	6	6
	GIL Jose Pablo (BPC)	CRC	6	3	2
Match duration: 2h18min			44min	43min	51min

Court	Court 9	Scoring Rule	Three tie-break sets
Chair Umpire	MUSA Saidu (NGR)	Match Code	MS118
Started	17:19	Finished	19:37

1st Set















Game	Serving	AbBo	JoGi
Game 1: Abu Samah Borhan	Serving	0	1
Game 2: Jose Pablo Gil	Serving	1	1
Game 3: Abu Samah Borhan	Serving	2	1
Game 4: Jose Pablo Gil	Serving	2	2
Game 5: Abu Samah Borhan	Serving	3	2
Game 6: Jose Pablo Gil	Serving	3	3
Game 7: Abu Samah Borhan	Serving	3	4
Game 8: Jose Pablo Gil	Serving	3	5
Game 9: Abu Samah Borhan	Serving	4	5
Game 10: Jose Pablo Gil	Serving	4	6















2nd Set






























Scorecard















スコアカード














Game 1: Abu Samah Borhan Serving													AbBo	JoGi	
													0	1	
56	57	58	59	60	61										














Game 2: Jose Pablo Gil Serving													AbBo	JoGi	
													1	1	
62	63	64	65	66	67										















Game 3: Abu Samah Borhan Serving													AbBo	JoGi	
													2	1	
68	69	70	71	72											














Game 4: Jose Pablo Gil Serving													AbBo	JoGi	
													3	1	
73	74	75	76	77											

Game 5: Abu Samah Borhan Serving													AbBo	JoGi	
													3	2	
78	79	80	81	82	83	84	85								














Game 6: Jose Pablo Gil Serving													AbBo	JoGi	
													3	3	
86	87	88	89	90											














Game 7: Abu Samah Borhan Serving													AbBo	JoGi	
													4	3	
91	92	93	94	95	96										















Game 8: Jose Pablo Gil Serving													AbBo	JoGi	
													5	3	
97	98	99	100												














Game 9: Abu Samah Borhan Serving													AbBo	JoGi	
													6	3	
101	102	103	104	105	106										















3rd Set

Game 1: Jose Pablo Gil Serving													AbBo	JoGi	
													0	1	
107	108	109	110	111	112										

Game 2: Abu Samah Borhan Serving													AbBo	JoGi	
													1	1	
113	114	115	116	117	118	119	120								

Game 3: Jose Pablo Gil Serving													AbBo	JoGi	
													2	1	
121	122	123	124												

Game 4: Abu Samah Borhan Serving													AbBo	JoGi	
													3	1	
125	126	127	128	129	130										

Game 5: Jose Pablo Gil Serving													AbBo	JoGi	
													4	1	
131	132	133	134	135	136	137	138								



Scorecard

スコアカード

Game 6: Abu Samah Borhan Serving

														AbBo	JoGi	
															5	1
139	140	141	142	143												

Game 7: Jose Pablo Gil Serving

														AbBo	JoGi	
															5	2
144	145	146	147	148	149											

Game 8: Abu Samah Borhan Serving

														AbBo	JoGi	
															6	2
150	151	152	153	154	155											

Incidents Summary:

Code of Conduct Violation: 0

Time Violation: 0

Legend:

BPC	Bipartite Commission Place	W	Winner		Double fault		Point to receiver - 2nd serve
	Point to server - 2nd serve		Ace - 1st serve		Point to receiver - 1st serve		Point to server - 1st serve
	Service Break						



Match Statistics

試合統計

	SASSON Guy	ISR	1	1
W	ARAI Daisuke	JPN	6	6
Match duration: 1h10min			33min	37min

Centre Court

Chair Umpire: YAN Bo (CHN)

SASSON Guy				ARAI Daisuke			
1 st Set	2 nd Set	3 rd Set	Total	1 st Set	2 nd Set	3 rd Set	Total
0	0		0	Total aces	2	1	3
2	4		6	Double faults	0	1	1
0	0		0	Service winners	0	0	0
12/22	15/25		27/47	1st serve	12/26	19/26	31/52
(55%)	(60%)		(57%)	Aces on 1st serve	(46%)	(73%)	(60%)
0	0		0	Points won on 1st serve	1	0	1
6/12	4/15		10/27	2nd Serve	7/12	10/19	17/31
(50%)	(27%)		(37%)	Aces on 2nd Serve	(58%)	(53%)	(55%)
8/10	6/10		14/20	Points won on 2nd serve	14/14	6/7	20/21
(80%)	(60%)		(70%)	Total points won	(100%)	(86%)	(95%)
0	0		0	Receiving points won	1	1	2
2/10	3/10		5/20	Break point conversions	9/14	4/7	13/21
(20%)	(30%)		(25%)		(64%)	(57%)	(62%)
18	19		37		30	32	62
10/26	12/26		22/52	Forehand winners	14/22	18/25	32/47
(38%)	(46%)		(42%)	Backhand winners	(64%)	(72%)	(68%)
1/5	1/4		2/9	Forced errors	3/6	4/8	7/14
(20%)	(25%)		(22%)	Unforced errors	(50%)	(50%)	(50%)
4	4		8	Net points won	6	13	19
2	2		4		6	4	10
12	5		17		6	7	13
4	9		13		6	6	12
1/1	0/4		1/5		0/0	2/3	2/3
(100%)	(0%)		(20%)		(0%)	(67%)	(67%)

	1 st Set					2 nd Set								
SASSON Guy	0	*0	1	*1	1	*1	1	*1	1	*1				
ARAI Daisuke	*1	2	*2	3	*4	5	*6	1	*1	2	*3	4	*5	6

Note:
Total winners is the sum of total aces, service winners, forehand winners and backhand winners.

Legend:
W Winner * Server



Scorecard

スコアカード

	SASSON Guy	ISR	1	1
W	ARAI Daisuke	JPN	6	6
Match duration: 1h10min			33min	37min

Court	Centre Court	Scoring Rule	Three tie-break sets
Chair Umpire	YAN Bo (CHN)	Match Code	MS119
Started	20:00	Finished	21:11

1st Set

Game 1: Daisuke Arai Serving													GuSa	DaAr
													0	1
1	2	3	4											
Game 2: Guy Sasson Serving													GuSa	DaAr
													0	2
5	6	7	8	9	10	11	12							
Game 3: Daisuke Arai Serving													GuSa	DaAr
													1	2
13	14	15	16	17	18									
Game 4: Guy Sasson Serving													GuSa	DaAr
													1	3
19	20	21	22	23	24									
Game 5: Daisuke Arai Serving													GuSa	DaAr
													1	4
25	26	27	28	29	30	31	32							
Game 6: Guy Sasson Serving													GuSa	DaAr
													1	5
33	34	35	36	37	38	39	40							
Game 7: Daisuke Arai Serving													GuSa	DaAr
													1	6
41	42	43	44	45	46	47	48							

2nd Set

Game 1: Guy Sasson Serving													GuSa	DaAr
													0	1
49	50	51	52	53										
Game 2: Daisuke Arai Serving													GuSa	DaAr
													1	1
54	55	56	57	58	59	60	61							
Game 3: Guy Sasson Serving													GuSa	DaAr
													1	2
62	63	64	65	66	67	68	69							



Scorecard

スコアカード

Game 4: Daisuke Arai Serving

								GuSa		DaAr	
										1	3
70	71	72	73	74	75	76	77				

Game 5: Guy Sasson Serving

								GuSa		DaAr		
										1	4	
78	79	80	81	82	83	84	85					

Game 6: Daisuke Arai Serving

								GuSa		DaAr	
										1	5
86	87	88	89	90	91	92	93	94	95		

Game 7: Guy Sasson Serving

								GuSa		DaAr		
										1	6	
96	97	98	99									

Incidents Summary:

Code of Conduct Violation: 0

Time Violation: 0

Legend:

	Winner		Ace - 2nd serve		Double fault		Point to receiver - 2nd serve
	Point to server - 2nd serve		Ace - 1st serve		Point to receiver - 1st serve		Point to server - 1st serve
	Service Break						



Match Statistics

試合統計

	RODRIGUES Daniel	BRA	3	2
W	OLSSON Stefan (10)	SWE	6	6
Match duration: 1h16min			32min	44min

Centre Court

Chair Umpire: OTA Kinuka (JPN)

RODRIGUES Daniel				OLSSON Stefan (10)			
1 st Set	2 nd Set	3 rd Set	Total	1 st Set	2 nd Set	3 rd Set	Total
0	0		0	Total aces	2	3	5
4	1		5	Double faults	2	3	5
0	0		0	Service winners	0	0	0
22/34	17/26		39/60	1st serve	11/18	29/42	40/60
(65%)	(65%)		(65%)		(61%)	(69%)	(67%)
0	0		0	Aces on 1st serve	2	3	5
9/22	8/17		17/39	Points won on 1st serve	7/11	17/29	24/40
(41%)	(47%)		(44%)		(64%)	(59%)	(60%)
8/12	8/9		16/21	2nd Serve	5/7	10/13	15/20
(67%)	(89%)		(76%)		(71%)	(77%)	(75%)
0	0		0	Aces on 2nd Serve	0	0	0
5/12	3/9		8/21	Points won on 2nd serve	2/7	6/13	8/20
(42%)	(33%)		(38%)		(29%)	(46%)	(40%)
23	30		53	Total points won	29	38	67
9/18	19/42		28/60	Receiving points won	20/34	15/26	35/60
(50%)	(45%)		(47%)		(59%)	(58%)	(58%)
2/2	1/9		3/11	Break point conversions	4/9	3/4	7/13
(100%)	(11%)		(27%)		(44%)	(75%)	(54%)
3	1		4	Forehand winners	6	9	15
3	2		5	Backhand winners	1	2	3
14	20		34	Forced errors	13	18	31
6	4		10	Unforced errors	4	9	13
2/3	2/9		4/12	Net points won	2/2	7/10	9/12
(67%)	(22%)		(33%)		(100%)	(70%)	(75%)

	1 st Set						2 nd Set					
RODRIGUES Daniel	*0	1*1	1*1	1*2	3*3		0*0	0*1	2*2	2*2		
OLSSON Stefan (10)	1*1	2*3	4*5	5*5	6		*1	2*3	3*3	4*5	6	

Note:

Total winners is the sum of total aces, service winners, forehand winners and backhand winners.

Legend:

W Winner * Server



Scorecard

スコアカード

	RODRIGUES Daniel	BRA	3	2
W	OLSSON Stefan (10)	SWE	6	6
Match duration: 1h16min			32min	44min

Court	Centre Court	Scoring Rule	Three tie-break sets
Chair Umpire	OTA Kinuka (JPN)	Match Code	MS120
Started	13:14	Finished	14:31

1st Set

Game 1: Daniel Rodrigues Serving														DaRo	StOl	
														0	1	☀
1	2	3	4	5	6	7	8									
Game 2: Stefan Olsson Serving														DaRo	StOl	
														1	1	☀
9	10	11	12													
Game 3: Daniel Rodrigues Serving														DaRo	StOl	
														1	2	☀
13	14	15	16	17												
Game 4: Stefan Olsson Serving														DaRo	StOl	
														1	3	
18	19	20	21	22												
Game 5: Daniel Rodrigues Serving														DaRo	StOl	
														1	4	☀
23	24	25	26	27	28	29	30									
Game 6: Stefan Olsson Serving														DaRo	StOl	
														1	5	
31	32	33	34													
Game 7: Daniel Rodrigues Serving														DaRo	StOl	
														2	5	
35	36	37	38	39												
Game 8: Stefan Olsson Serving														DaRo	StOl	
														3	5	☀
40	41	42	43	44												
Game 9: Daniel Rodrigues Serving														DaRo	StOl	
														3	6	☀
45	46	47	48	49	50	51	52									

2nd Set

Game 1: Stefan Olsson Serving														DaRo	StOl	
														0	1	
53	54	55	56	57	58	59	60									



Scorecard
スコアカード

Game 2: Daniel Rodrigues Serving

DaRo		StOI	
0	2		

61 62 63 64 65 66

Game 3: Stefan Olsson Serving

DaRo		StOI	
0	3		

67 68 69 70 71 72 73 74 75 76

Game 4: Daniel Rodrigues Serving

DaRo		StOI	
1	3		

77 78 79 80 81 82

Game 5: Stefan Olsson Serving

DaRo		StOI	
2	3		

83 84 85 86 87 88 89 90 91 92 93 94 95 96 97 98

Game 6: Daniel Rodrigues Serving

DaRo		StOI	
2	4		

99 100 101 102 103 104

Game 7: Stefan Olsson Serving

DaRo		StOI	
2	5		

105 106 107 108 109 110 111 112

Game 8: Daniel Rodrigues Serving

DaRo		StOI	
2	6		

113 114 115 116 117 118 119 120

Incidents Summary:

Code of Conduct Violation: 0
Time Violation: 0

Legend:			
W	Winner		Double fault
	Ace - 1st serve		Point to receiver - 1st serve
	Point to receiver - 2nd serve		Point to server - 1st serve
	Point to server - 2nd serve		Service Break



Match Statistics

試合統計

W	CAVERZASCHI Daniel (13)	ESP	6	6
	BAILEY Dermot	GBR	2	0
Match duration: 1h05min			35min	30min

Court 1

Chair Umpire: ESTEVEZ Patricio (ARG)

CAVERZASCHI Daniel (13)				BAILEY Dermot			
1 st Set	2 nd Set	3 rd Set	Total	1 st Set	2 nd Set	3 rd Set	Total
0	1		1	1	1		2
0	1		1	5	1		6
0	0		0	0	1		1
19/25	8/18		27/43	14/24	11/17		25/41
(76%)	(44%)		(63%)	(58%)	(65%)		(61%)
0	1		1	1	1		2
15/19	5/8		20/27	10/14	3/11		13/25
(79%)	(63%)		(74%)	(71%)	(27%)		(52%)
6/6	9/10		15/16	5/10	5/6		10/16
(100%)	(90%)		(94%)	(50%)	(83%)		(63%)
0	0		0	0	0		0
3/6	8/10		11/16	2/10	2/6		4/16
(50%)	(80%)		(69%)	(20%)	(33%)		(25%)
30	25		55	19	10		29
12/24	12/17		24/41	7/25	5/18		12/43
(50%)	(71%)		(59%)	(28%)	(28%)		(28%)
2/4	3/3		5/7	0/0	0/0		0/0
(50%)	(100%)		(71%)	(0%)	(0%)		(0%)
3	5		8	1	2		3
0	2		2	0	0		0
10	3		13	13	11		24
7	3		10	14	6		20
1/2	6/6		7/8	1/4	1/1		2/5
(50%)	(100%)		(88%)	(25%)	(100%)		(40%)

	1 st Set					2 nd Set				
CAVERZASCHI Daniel (13)	1*2	2*3	4*5	5*6		1*2	3*4	5*6		
BAILEY Dermot	*0	0*1	1*1	1*2	2	*0	0*0	0*0	0	0

Note:

Total winners is the sum of total aces, service winners, forehand winners and backhand winners.

Legend:

W Winner * Server



Scorecard

スコアカード

W	CAVERZASCHI Daniel (13)	ESP	6	6
	BAILEY Dermot	GBR	2	0
Match duration: 1h04min			35min	29min

Court	Court 1	Scoring Rule	Three tie-break sets
Chair Umpire	ESTEVEZ Patricio (ARG)	Match Code	MS121
Started	17:32	Finished	18:37

1st Set

Game 1: Dermot Bailey Serving													DaCa	DeBa	★
1	2	3	4	5	6								1	0	
Game 2: Daniel Caverzaschi Serving													DaCa	DeBa	
7	8	9	10	11	12	13	14	15	16				2	0	
Game 3: Dermot Bailey Serving													DaCa	DeBa	
17	18	19	20	21	22								2	1	
Game 4: Daniel Caverzaschi Serving													DaCa	DeBa	
23	24	25	26	27									3	1	
Game 5: Dermot Bailey Serving													DaCa	DeBa	★
28	29	30	31	32	33								4	1	
Game 6: Daniel Caverzaschi Serving													DaCa	DeBa	
34	35	36	37										5	1	
Game 7: Dermot Bailey Serving													DaCa	DeBa	
38	39	40	41	42	43								5	2	
Game 8: Daniel Caverzaschi Serving													DaCa	DeBa	
44	45	46	47	48	49								6	2	

2nd Set

Game 1: Dermot Bailey Serving													DaCa	DeBa	★
50	51	52	53	54	55								1	0	
Game 2: Daniel Caverzaschi Serving													DaCa	DeBa	
56	57	58	59										2	0	


















Scorecard

スコアカード


Game 3: Dermot Bailey Serving

														DaCa	DeBa		
															3	0	
60	61	62	63	64													
















Game 4: Daniel Caverzaschi Serving

														DaCa	DeBa		
															4	0	
65	66	67	68	69	70												

Game 5: Dermot Bailey Serving

														DaCa	DeBa		
															5	0	
71	72	73	74	75	76												








Game 6: Daniel Caverzaschi Serving

														DaCa	DeBa		
															6	0	
77	78	79	80	81	82	83	84										

Incidents Summary:

Code of Conduct Violation: 0

Time Violation: 0

Legend:							
W	Winner		Double fault		Point to receiver - 2nd serve		Point to server - 2nd serve
	Ace - 1st serve		Point to receiver - 1st serve		Point to server - 1st serve		Service Break



Match Statistics

試合統計

	FLAX Thomas (BPC)	AUT	2	0
W	MARIPA Evans	RSA	6	6
Match duration: 0h51min			26min	25min

Court 5

Chair Umpire: LOUHOS Harri (FIN)

FLAX Thomas (BPC)				MARIPA Evans				
1 st Set	2 nd Set	3 rd Set	Total		1 st Set	2 nd Set	3 rd Set	Total
1	0		1	Total aces	0	0		0
2	2		4	Double faults	0	0		0
2	3		5	Service winners	1	5		6
14/20	12/18		26/38	1st serve	13/21	12/16		25/37
(70%)	(67%)		(68%)		(62%)	(75%)		(68%)
1	0		1	Aces on 1st serve	0	0		0
5/14	4/12		9/26	Points won on 1st serve	11/13	10/12		21/25
(36%)	(33%)		(35%)		(85%)	(83%)		(84%)
4/6	4/6		8/12	2nd Serve	8/8	4/4		12/12
(67%)	(67%)		(67%)		(100%)	(100%)		(100%)
0	0		0	Aces on 2nd Serve	0	0		0
3/6	1/6		4/12	Points won on 2nd serve	5/8	2/4		7/12
(50%)	(17%)		(33%)		(63%)	(50%)		(58%)
13	9		22	Total points won	28	25		53
5/21	4/16		9/37	Receiving points won	12/20	13/18		25/38
(24%)	(25%)		(24%)		(60%)	(72%)		(66%)
0/0	0/0		0/0	Break point conversions	2/2	3/5		5/7
(0%)	(0%)		(0%)		(100%)	(60%)		(71%)
4	0		4	Forehand winners	10	9		19
2	0		2	Backhand winners	7	2		9
2	5		7	Forced errors	2	1		3
7	4		11	Unforced errors	2	5		7
1/2	0/0		1/2	Net points won	2/3	1/2		3/5
(50%)	(0%)		(50%)		(67%)	(50%)		(60%)

	1 st Set					2 nd Set								
FLAX Thomas (BPC)	0	*1	1	*1	1	*2	2	*2	0	*0	0	*0		
MARIPA Evans	*1	1	*2	3	*4	4	*5	6	*1	2	*3	4	*5	6

Note:

Total winners is the sum of total aces, service winners, forehand winners and backhand winners.

Legend:

BPC Bipartite Commission Place **W** Winner * Server



Scorecard

スコアカード

	FLAX Thomas (BPC)	AUT	2	0
W	MARIPA Evans	RSA	6	6
Match duration: 0h51min			27min	24min

Court	Court 5	Scoring Rule	Three tie-break sets
Chair Umpire	LOUHOS Harri (FIN)	Match Code	MS122
Started	19:30	Finished	20:22

1st Set

Game 1: Evans Maripa Serving													ThFl	EvMa
													0	1
1	2	3	4	5										
Game 2: Thomas Flax Serving													ThFl	EvMa
													1	1
6	7	8	9	10	11									
Game 3: Evans Maripa Serving													ThFl	EvMa
													1	2
12	13	14	15	16	17									
Game 4: Thomas Flax Serving													ThFl	EvMa
													1	3
18	19	20	21											
Game 5: Evans Maripa Serving													ThFl	EvMa
													1	4
22	23	24	25	26										
Game 6: Thomas Flax Serving													ThFl	EvMa
													2	4
27	28	29	30	31	32									
Game 7: Evans Maripa Serving													ThFl	EvMa
													2	5
33	34	35	36											
Game 8: Thomas Flax Serving													ThFl	EvMa
													2	6
37	38	39	40											

2nd Set

Game 1: Evans Maripa Serving													ThFl	EvMa
													0	1
41	42	43	44	45	46									
Game 2: Thomas Flax Serving													ThFl	EvMa
													0	2
47	48	49	50	51	52									



Scorecard

スコアカード

Game 3: Evans Maripa Serving

														ThFI	EvMa	
															0	3
53	54	55	56													

Game 4: Thomas Flax Serving

														ThFI	EvMa	
															0	4
57	58	59	60													

Game 5: Evans Maripa Serving

														ThFI	EvMa	
															0	5
61	62	63	64	65	66											

Game 6: Thomas Flax Serving

														ThFI	EvMa	
															0	6
67	68	69	70	71	72											

Incidents Summary:

Code of Conduct Violation: 0
Time Violation: 0

Legend:							
	Bipartite Commission Place		Winner		Double fault		Point to receiver - 2nd serve
	Point to server - 2nd serve		Ace - 1st serve		Point to receiver - 1st serve		Point to server - 1st serve
	Service Break						



Match Statistics

試合統計

W	RATZLAFF Casey	USA	6	7
	CATTANEO Frederic	FRA	2	5
Match duration: 1h43min			42min	61min

Court 5

Chair Umpire: ZANON Emiliano (GEO)

RATZLAFF Casey				CATTANEO Frederic			
1 st Set	2 nd Set	3 rd Set	Total	1 st Set	2 nd Set	3 rd Set	Total
0	1		1	Total aces	0	1	1
2	2		4	Double faults	8	5	13
0	0		0	Service winners	0	1	1
11/20	26/40		37/60	1st serve	11/26	21/42	32/68
(55%)	(65%)		(62%)	Aces on 1st serve	(42%)	(50%)	(47%)
0	1		1	Points won on 1st serve	0	1	1
6/11	15/26		21/37	2nd Serve	4/11	11/21	15/32
(55%)	(58%)		(57%)	Aces on 2nd Serve	(36%)	(52%)	(47%)
7/9	12/14		19/23	Points won on 2nd serve	7/15	16/21	23/36
(78%)	(86%)		(83%)	Total points won	(47%)	(76%)	(64%)
0	0		0	Receiving points won	0	0	0
4/9	4/14		8/23	Break point conversions	4/15	7/21	11/36
(44%)	(29%)		(35%)		(27%)	(33%)	(31%)
28	43		71		18	39	57
18/26	24/42		42/68	Forehand winners	10/20	21/40	31/60
(69%)	(57%)		(62%)	Backhand winners	(50%)	(53%)	(52%)
4/6	4/7		8/13	Forced errors	2/3	3/7	5/10
(67%)	(57%)		(62%)	Unforced errors	(67%)	(43%)	(50%)
6	11		17	Net points won	6	13	19
2	10		12		1	2	3
6	14		20		7	11	18
5	8		13		13	10	23
0/0	3/5		3/5		0/0	1/2	1/2
(0%)	(60%)		(60%)		(0%)	(50%)	(50%)

	1 st Set						2 nd Set													
RATZLAFF Casey	*0	1	*2	3	*3	4	*5	6	*0	1	*2	3	*4	5	*5	5	*6	7		
CATTANEO Frederic	1	*1	1	*1	2	*2	2	*2	1	*1	1	*1	1	*1	2	*3	4	*5	5	*5

Note:

Total winners is the sum of total aces, service winners, forehand winners and backhand winners.

Legend:

W Winner * Server



Scorecard

スコアカード

W	RATZLAFF Casey	USA	6	7
	CATTANEO Frederic	FRA	2	5
Match duration: 1h45min			43min	62min

Court	Court 5	Scoring Rule	Three tie-break sets
Chair Umpire	ZANON Emiliano (GEO)	Match Code	MS123
Started	17:16	Finished	19:02

1st Set

Game 1: Casey Ratzlaff Serving													CaRa	FrCa	
													0	1	☀
1	2	3	4												
Game 2: Frederic Cattaneo Serving													CaRa	FrCa	
													1	1	☀
5	6	7	8	9											
Game 3: Casey Ratzlaff Serving													CaRa	FrCa	
													2	1	
10	11	12	13	14	15										
Game 4: Frederic Cattaneo Serving													CaRa	FrCa	
													3	1	☀
16	17	18	19	20	21	22	23								
Game 5: Casey Ratzlaff Serving													CaRa	FrCa	
													3	2	☀
24	25	26	27	28	29										
Game 6: Frederic Cattaneo Serving													CaRa	FrCa	
													4	2	☀
30	31	32	33	34	35	36	37								
Game 7: Casey Ratzlaff Serving													CaRa	FrCa	
													5	2	
38	39	40	41												
Game 8: Frederic Cattaneo Serving													CaRa	FrCa	
													6	2	☀
42	43	44	45	46											

2nd Set

Game 1: Casey Ratzlaff Serving													CaRa	FrCa	
													0	1	☀
47	48	49	50	51	52	53	54								
Game 2: Frederic Cattaneo Serving													CaRa	FrCa	
													1	1	☀
55	56	57	58												



Scorecard

スコアカード

Game 3: Casey Ratzlaff Serving														CaRa	FrCa
														2	1
59	60	61	62	63	64	65	66	67	68						
Game 4: Frederic Cattaneo Serving														CaRa	FrCa
														3	1
69	70	71	72	73	74										
Game 5: Casey Ratzlaff Serving														CaRa	FrCa
														4	1
75	76	77	78	79											
Game 6: Frederic Cattaneo Serving														CaRa	FrCa
														5	1
80	81	82	83	84	85										
Game 7: Casey Ratzlaff Serving														CaRa	FrCa
														5	2
86	87	88	89	90											
Game 8: Frederic Cattaneo Serving														CaRa	FrCa
														5	3
91	92	93	94	95	96	97	98	99	100	101	102				
Game 9: Casey Ratzlaff Serving														CaRa	FrCa
														5	4
103	104	105	106												
Game 10: Frederic Cattaneo Serving														CaRa	FrCa
														5	5
107	108	109	110	111	112	113	114								
Game 11: Casey Ratzlaff Serving														CaRa	FrCa
														6	5
115	116	117	118	119	120	121	122								
Game 12: Frederic Cattaneo Serving														CaRa	FrCa
														7	5
123	124	125	126	127	128										

Incidents Summary:

Code of Conduct Violation: 0
Time Violation: 0



Ariake Tennis Park

有明テニスの森

FRI 27 AUG 2021

Wheelchair Tennis

車いすテニス

Men's Singles

男子シングルス

First Round

1回戦



Scorecard

スコアカード

Legend:							
W	Winner		Double fault		Point to receiver - 2nd serve		Point to server - 2nd serve
	Ace - 1st serve		Point to receiver - 1st serve		Point to server - 1st serve		Service Break



Match Statistics

試合統計

W	OH Sang-Ho (BPC)	KOR	6	6
	POMME Mauricio (BPC)	BRA	0	3
Match duration: 0h54min			18min	38min

Court 4

Chair Umpire: GOSAVI Avanee (IND)

OH Sang-Ho (BPC)				POMME Mauricio (BPC)				
1 st Set	2 nd Set	3 rd Set	Total		1 st Set	2 nd Set	3 rd Set	Total
0	0		0	Total aces	0	0		0
1	5		6	Double faults	0	5		5
0	0		0	Service winners	0	0		0
14/19	18/27		32/46	1st serve	8/14	11/24		19/38
(74%)	(67%)		(70%)		(57%)	(46%)		(50%)
0	0		0	Aces on 1st serve	0	0		0
11/14	10/18		21/32	Points won on 1st serve	2/8	5/11		7/19
(79%)	(56%)		(66%)		(25%)	(45%)		(37%)
4/5	4/9		8/14	2nd Serve	6/6	8/13		14/19
(80%)	(44%)		(57%)		(100%)	(62%)		(74%)
0	0		0	Aces on 2nd Serve	0	0		0
3/5	4/9		7/14	Points won on 2nd serve	0/6	4/13		4/19
(60%)	(44%)		(50%)		(0%)	(31%)		(21%)
26	29		55	Total points won	7	22		29
12/14	15/24		27/38	Receiving points won	5/19	13/27		18/46
(86%)	(63%)		(71%)		(26%)	(48%)		(39%)
3/3	3/6		6/9	Break point conversions	0/1	2/3		2/4
(100%)	(50%)		(67%)		(0%)	(67%)		(50%)
2	5		7	Forehand winners	2	5		7
12	5		17	Backhand winners	3	7		10
1	5		6	Forced errors	10	9		19
1	5		6	Unforced errors	1	10		11
1/2	3/3		4/5	Net points won	1/3	2/7		3/10
(50%)	(100%)		(80%)		(33%)	(29%)		(30%)

	1 st Set						2 nd Set								
OH Sang-Ho (BPC)	*1	2	*3	4	*5	6	*1	1	*2	3	*3	4	*4	5	*6
POMME Mauricio (BPC)	0	*0	0	*0	0	*0	0	*1	1	*1	2	*2	3	*3	3

Note:

Total winners is the sum of total aces, service winners, forehand winners and backhand winners.

Legend:

BPC Bipartite Commission Place **W** Winner * Server

















































































Scorecard

スコアカード





















































W	OH Sang-Ho (BPC)	KOR	6	6
	POMME Mauricio (BPC)	BRA	0	3
Match duration: 0h55min			19min	36min

Court	Court 4	Scoring Rule	Three tie-break sets
Chair Umpire	GOSAVI Avanee (IND)	Match Code	MS126
Started	17:22	Finished	18:17

1st Set

Game 1: Sang-Ho Oh Serving													SaOh	MaPo
													1	0
1	2	3	4											
Game 2: Mauricio Pomme Serving													SaOh	MaPo
													2	0
5	6	7	8											
Game 3: Sang-Ho Oh Serving													SaOh	MaPo
													3	0
9	10	11	12	13	14	15	16	17	18					
Game 4: Mauricio Pomme Serving													SaOh	MaPo
													4	0
19	20	21	22											
Game 5: Sang-Ho Oh Serving													SaOh	MaPo
													5	0
23	24	25	26	27										
Game 6: Mauricio Pomme Serving													SaOh	MaPo
													6	0
28	29	30	31	32	33									

2nd Set

Game 1: Sang-Ho Oh Serving													SaOh	MaPo
													1	0
34	35	36	37	38	39	40	41							
Game 2: Mauricio Pomme Serving													SaOh	MaPo
													1	1
42	43	44	45	46	47									
Game 3: Sang-Ho Oh Serving													SaOh	MaPo
													2	1
48	49	50	51											
Game 4: Mauricio Pomme Serving													SaOh	MaPo
													3	1
52	53	54	55	56										



Scorecard

スコアカード

Game 5: Sang-Ho Oh Serving

														SaOh	MaPo		
															3	2	
57	58	59	60	61													

Game 6: Mauricio Pomme Serving

														SaOh	MaPo		
															4	2	
62	63	64	65	66													

Game 7: Sang-Ho Oh Serving

														SaOh	MaPo		
															4	3	
67	68	69	70														

Game 8: Mauricio Pomme Serving

														SaOh	MaPo		
															5	3	
71	72	73	74	75	76	77	78										

Game 9: Sang-Ho Oh Serving

														SaOh	MaPo		
															6	3	
79	80	81	82	83	84												

Incidents Summary:

Code of Conduct Violation: 0

Time Violation: 0

Legend:							
	Bipartite Commission Place		Winner		Double fault		Point to receiver - 2nd serve
	Point to server - 2nd serve		Point to receiver - 1st serve		Point to server - 1st serve		Service Break



Match Statistics

試合統計

W	CASCO Ezequiel	ARG	6	6
	DUNN Martyn (BPC)	AUS	0	0
Match duration: 1h35min			31min	65min

Court 6

Chair Umpire: BORGHEI Adel (IRI)

CASCO Ezequiel				DUNN Martyn (BPC)				
1 st Set	2 nd Set	3 rd Set	Total		1 st Set	2 nd Set	3 rd Set	Total
0	0		0	Total aces	2	0		2
0	2		2	Double faults	5	2		7
0	0		0	Service winners	0	0		0
11/14	14/19		25/33	1st serve	13/28	19/27		32/55
(79%)	(74%)		(76%)		(46%)	(70%)		(58%)
0	0		0	Aces on 1st serve	2	0		2
9/11	11/14		20/25	Points won on 1st serve	6/13	7/19		13/32
(82%)	(79%)		(80%)		(46%)	(37%)		(41%)
3/3	3/5		6/8	2nd Serve	10/15	6/8		16/23
(100%)	(60%)		(75%)		(67%)	(75%)		(70%)
0	0		0	Aces on 2nd Serve	0	0		0
3/3	3/5		6/8	Points won on 2nd serve	5/15	3/8		8/23
(100%)	(60%)		(75%)		(33%)	(38%)		(35%)
29	31		60	Total points won	13	15		28
17/28	17/27		34/55	Receiving points won	2/14	5/19		7/33
(61%)	(63%)		(62%)		(14%)	(26%)		(21%)
3/5	3/6		6/11	Break point conversions	0/0	0/1		0/1
(60%)	(50%)		(55%)		(0%)	(0%)		(0%)
7	12		19	Forehand winners	3	2		5
5	2		7	Backhand winners	0	0		0
2	4		6	Forced errors	4	8		12
4	8		12	Unforced errors	12	9		21
3/3	3/3		6/6	Net points won	0/0	0/1		0/1
(100%)	(100%)		(100%)		(0%)	(0%)		(0%)

	1 st Set					2 nd Set						
CASCO Ezequiel	*1	2	*3	4	*5	6	*1	2	*3	4	*5	6
DUNN Martyn (BPC)	0	*0	0	*0	0	*0	0	*0	0	*0	0	*0

Note:

Total winners is the sum of total aces, service winners, forehand winners and backhand winners.

Legend:

BPC Bipartite Commission Place **W** Winner * Server



Scorecard

スコアカード

W	CASCO Ezequiel	ARG	6	6
	DUNN Martyn (BPC)	AUS	0	0
Match duration: 1h34min			31min	63min

Court	Court 6	Scoring Rule	Three tie-break sets
Chair Umpire	BORGHEI Adel (IRI)	Match Code	MS127
Started	17:17	Finished	18:52

1st Set

Game 1: Ezequiel Casco Serving													EzCa	MaDu
													1	0
1	2	3	4	5										
Game 2: Martyn Dunn Serving													EzCa	MaDu
													2	0
6	7	8	9	10	11	12	13							
Game 3: Ezequiel Casco Serving													EzCa	MaDu
													3	0
14	15	16	17											
Game 4: Martyn Dunn Serving													EzCa	MaDu
													4	0
18	19	20	21	22	23	24	25	26	27					
Game 5: Ezequiel Casco Serving													EzCa	MaDu
													5	0
28	29	30	31	32										
Game 6: Martyn Dunn Serving													EzCa	MaDu
													6	0
33	34	35	36	37	38	39	40	41	42					

2nd Set
























Game 1: Ezequiel Casco Serving													EzCa	MaDu
													1	0
43	44	45	46											
Game 2: Martyn Dunn Serving													EzCa	MaDu
													2	0
47	48	49	50	51	52									
Game 3: Ezequiel Casco Serving													EzCa	MaDu
													3	0
53	54	55	56	57										
Game 4: Martyn Dunn Serving													EzCa	MaDu
													4	0
58	59	60	61	62										



Scorecard

スコアカード

Game 5: Ezequiel Casco Serving

																							EzCa	MaDu		
63	64	65	66	67	68	69	70	71	72																5	0

Game 6: Martyn Dunn Serving

																																																																																																																																																																																																																																																																								
--	---	---	---	---	---	---	---	---	---	---	---	---	---	--	---	---	---	---	---	---	---	---	---	---	---	---	---	---	---	---	---	---	---	---	---	---	---	---	---	---	---	---	---	---	---	---	---	---	---	---	---	---	---	---	---	---	---	---	---	---	---	---	---	---	---	---	---	---	---	---	---	---	---	---	---	---	---	---	---	---	---	---	---	---	---	---	---	---	---	---	---	---	---	---	---	---	---	---	---	---	---	---	---	---	---	---	---	---	---	---	---	---	---	---	---	---	---	---	---	---	---	---	---	---	---	---	---	---	---	---	---	---	---	---	---	---	---	---	---	---	---	---	---	---	---	---	---	---	---	---	---	---	---	---	---	--	--	--	--	--	--	--	--	--	--	--	--	--	--	--	--	--	--	--	--	--	--	--	--	--	--	--	--	--	--	--	--	--	--	--	--	--	--	--	--	--	--	--	--	--	--	--	--	--	--	--	--	--	--	--	--	--	--	--	--	--	--	--	--	--	--	--	--	--	--	--	--	--	--	--	--	--	--	--	--	--	--	--	--	--	--	--	--	--	--	--	--	--	--	--	--	--	--	--	--	--	--	--	--	--	--	--	--	--



Match Statistics

試合統計

	SISCAR MESEGUER Enrique	ESP	1	2
W	MIKI Takuya (12)	JPN	6	6
Match duration: 1h21min			32min	49min

Court 1

Chair Umpire: McALEER Matthew (AUS)

SISCAR MESEGUER Enrique				MIKI Takuya (12)				
1 st Set	2 nd Set	3 rd Set	Total		1 st Set	2 nd Set	3 rd Set	Total
1	0		1	Total aces	0	1		1
3	4		7	Double faults	1	0		1
0	1		1	Service winners	1	0		1
16/28	13/28		29/56	1st serve	10/14	18/26		28/40
(57%)	(46%)		(52%)		(71%)	(69%)		(70%)
1	0		1	Aces on 1st serve	0	0		0
9/16	6/13		15/29	Points won on 1st serve	9/10	10/18		19/28
(56%)	(46%)		(52%)		(90%)	(56%)		(68%)
9/12	11/15		20/27	2nd Serve	3/4	8/8		11/12
(75%)	(73%)		(74%)		(75%)	(100%)		(92%)
0	0		0	Aces on 2nd Serve	0	1		1
2/12	5/15		7/27	Points won on 2nd serve	3/4	5/8		8/12
(17%)	(33%)		(26%)		(75%)	(63%)		(67%)
13	22		35	Total points won	29	32		61
2/14	11/26		13/40	Receiving points won	17/28	17/28		34/56
(14%)	(42%)		(33%)		(61%)	(61%)		(61%)
0/0	1/3		1/3	Break point conversions	3/4	3/6		6/10
(0%)	(33%)		(33%)		(75%)	(50%)		(60%)
0	10		10	Forehand winners	6	7		13
0	1		1	Backhand winners	3	5		8
10	12		22	Forced errors	8	7		15
9	7		16	Unforced errors	4	3		7
1/2	1/1		2/3	Net points won	0/1	1/1		1/2
(50%)	(100%)		(67%)		(0%)	(100%)		(50%)

	1 st Set				2 nd Set			
SISCAR MESEGUER Enrique	*0	0*0	0*1	1*1	0*0	0*0	1*2	2*2
MIKI Takuya (12)	1*2	3*4	4*5	6	*1	2*3	4*4	4*5 6

Note:
Total winners is the sum of total aces, service winners, forehand winners and backhand winners.

Legend:
W Winner * Server



Scorecard

スコアカード

	SISCAR MESEGUER Enrique	ESP	1	2
W	MIKI Takuya (12)	JPN	6	6
Match duration: 1h21min			33min	48min

Court	Court 1	Scoring Rule	Three tie-break sets
Chair Umpire	McALEER Matthew (AUS)	Match Code	MS128
Started	19:05	Finished	20:27

1st Set

Game 1: Enrique Siscar Meseguer Serving													EnSi	TaMi	☀
1	2	3	4										0	1	
Game 2: Takuya Miki Serving													EnSi	TaMi	
5	6	7	8										0	2	
Game 3: Enrique Siscar Meseguer Serving													EnSi	TaMi	☀
9	10	11	12	13	14								0	3	
Game 4: Takuya Miki Serving													EnSi	TaMi	
15	16	17	18	19	20								0	4	
Game 5: Enrique Siscar Meseguer Serving													EnSi	TaMi	
21	22	23	24	25	26	27	28						1	4	
Game 6: Takuya Miki Serving													EnSi	TaMi	
29	30	31	32										1	5	
Game 7: Enrique Siscar Meseguer Serving													EnSi	TaMi	☀
33	34	35	36	37	38	39	40	41	42				1	6	

2nd Set

Game 1: Takuya Miki Serving													EnSi	TaMi	
43	44	45	46	47	48	49	50						0	1	
Game 2: Enrique Siscar Meseguer Serving													EnSi	TaMi	☀
51	52	53	54	55	56	57	58						0	2	
Game 3: Takuya Miki Serving													EnSi	TaMi	
59	60	61	62	63	64								0	3	



Scorecard

スコアカード

Game 4: Enrique Siscar Meseguer Serving

														EnSi	TaMi		
															0	4	
65	66	67	68	69	70	71	72										

Game 5: Takuya Miki Serving

														EnSi	TaMi		
															1	4	
73	74	75	76	77	78												

Game 6: Enrique Siscar Meseguer Serving

														EnSi	TaMi		
															2	4	
79	80	81	82	83	84	85	86										

Game 7: Takuya Miki Serving

														EnSi	TaMi		
															2	5	
87	88	89	90	91	92												

Game 8: Enrique Siscar Meseguer Serving

														EnSi	TaMi		
															2	6	
93	94	95	96														

Incidents Summary:

Code of Conduct Violation: 0

Time Violation: 0

Legend:							
Winner	Double fault	Point to receiver - 2nd serve	Point to server - 2nd serve				
Ace - 1st serve	Point to receiver - 1st serve	Point to server - 1st serve	Service Break				



Match Statistics

試合統計

W	SPAARGAREN Ruben (16)	NED	6	6
	RIEGLER Josef	AUT	0	1
Match duration: 0h54min			21min	33min

Centre Court

Chair Umpire: LAKHDHAR Yassine (TUN)

SPAARGAREN Ruben (16)				RIEGLER Josef			
1 st Set	2 nd Set	3 rd Set	Total	1 st Set	2 nd Set	3 rd Set	Total
1	2		3	Total aces	0	0	0
2	5		7	Double faults	3	1	4
0	1		1	Service winners	0	0	0
8/16	19/34		27/50	1st serve	12/17	8/15	20/32
(50%)	(56%)		(54%)		(71%)	(53%)	(63%)
1	2		3	Aces on 1st serve	0	0	0
7/8	14/19		21/27	Points won on 1st serve	5/12	2/8	7/20
(88%)	(74%)		(78%)		(42%)	(25%)	(35%)
6/8	10/15		16/23	2nd Serve	2/5	6/7	8/12
(75%)	(67%)		(70%)		(40%)	(86%)	(67%)
0	0		0	Aces on 2nd Serve	0	0	0
5/8	6/15		11/23	Points won on 2nd serve	0/5	1/7	1/12
(63%)	(40%)		(48%)		(0%)	(14%)	(8%)
24	32		56	Total points won	9	17	26
12/17	12/15		24/32	Receiving points won	4/16	14/34	18/50
(71%)	(80%)		(75%)		(25%)	(41%)	(36%)
3/6	3/4		6/10	Break point conversions	0/0	1/5	1/5
(50%)	(75%)		(60%)		(0%)	(20%)	(20%)
13	8		21	Forehand winners	0	1	1
0	7		7	Backhand winners	0	0	0
5	4		9	Forced errors	6	12	18
4	12		16	Unforced errors	4	2	6
3/4	2/3		5/7	Net points won	0/1	1/3	1/4
(75%)	(67%)		(71%)		(0%)	(33%)	(25%)

	1 st Set					2 nd Set							
SPAARGAREN Ruben (16)	*1	2	*3	4	*5	6	*1	2	*2	3	*4	5	*6
RIEGLER Josef	0	*0	0	*0	0	*0	0	*1	1	*1	1	*1	1

Note:
Total winners is the sum of total aces, service winners, forehand winners and backhand winners.

Legend:
W Winner * Server



Scorecard

スコアカード

W	SPAARGAREN Ruben (16)	NED	6	6
	RIEGLER Josef	AUT	0	1
Match duration: 0h55min			22min	33min

Court	Centre Court	Scoring Rule	Three tie-break sets
Chair Umpire	LAKHDHAR Yassine (TUN)	Match Code	MS129
Started	18:11	Finished	19:06

1st Set

Game 1: Ruben Spaargaren Serving													RuSp	JoRi
													1	0
1	2	3	4	5	6									
Game 2: Josef Riegler Serving													RuSp	JoRi
													2	0
7	8	9	10	11										
Game 3: Ruben Spaargaren Serving													RuSp	JoRi
													3	0
12	13	14	15	16										
Game 4: Josef Riegler Serving													RuSp	JoRi
													4	0
17	18	19	20	21	22									
Game 5: Ruben Spaargaren Serving													RuSp	JoRi
													5	0
23	24	25	26	27										
Game 6: Josef Riegler Serving													RuSp	JoRi
													6	0
28	29	30	31	32	33									

2nd Set

Game 1: Ruben Spaargaren Serving													RuSp	JoRi
													1	0
34	35	36	37	38	39									
Game 2: Josef Riegler Serving													RuSp	JoRi
													2	0
40	41	42	43	44										
Game 3: Ruben Spaargaren Serving													RuSp	JoRi
													2	1
45	46	47	48	49	50	51	52	53	54	55	56			
Game 4: Josef Riegler Serving													RuSp	JoRi
													3	1
57	58	59	60	61	62									



Scorecard

スコアカード

Game 5: Ruben Spaargaren Serving

														RuSp	JoRi	
															4	1
63	64	65	66	67												

Game 6: Josef Riegler Serving

														RuSp	JoRi	
															5	1
68	69	70	71													

Game 7: Ruben Spaargaren Serving

														RuSp	JoRi	
															6	1
72	73	74	75	76	77	78	79	80	81	82	83					

Incidents Summary:

Code of Conduct Violation: 0

Time Violation: 0

Legend:

W Winner	Double fault	Point to receiver - 2nd serve	Point to server - 2nd serve
Ace - 1st serve	Point to receiver - 1st serve	Point to server - 1st serve	Service Break



Match Statistics

試合統計

W	CATALDO Alexander	CHI	6	6
	DHARMASENA D S R (BPC)	SRI	3	4
Match duration: 1h05min			28min	37min

Court 8

Chair Umpire: DUANGPINKUM Amorn (THA)

CATALDO Alexander				DHARMASENA D S R (BPC)				
1 st Set	2 nd Set	3 rd Set	Total		1 st Set	2 nd Set	3 rd Set	Total
0	1		1	Total aces	1	1		2
2	1		3	Double faults	6	2		8
0	0		0	Service winners	0	0		0
17/21	21/34		38/55	1st serve	15/25	20/27		35/52
(81%)	(62%)		(69%)		(60%)	(74%)		(67%)
0	1		1	Aces on 1st serve	1	1		2
9/17	15/21		24/38	Points won on 1st serve	8/15	12/20		20/35
(53%)	(71%)		(63%)		(53%)	(60%)		(57%)
2/4	12/13		14/17	2nd Serve	4/10	5/7		9/17
(50%)	(92%)		(82%)		(40%)	(71%)		(53%)
0	0		0	Aces on 2nd Serve	0	0		0
1/4	4/13		5/17	Points won on 2nd serve	0/10	0/7		0/17
(25%)	(31%)		(29%)		(0%)	(0%)		(0%)
27	34		61	Total points won	19	27		46
17/25	15/27		32/52	Receiving points won	11/21	15/34		26/55
(68%)	(56%)		(62%)		(52%)	(44%)		(47%)
4/5	3/4		7/9	Break point conversions	2/2	2/4		4/6
(80%)	(75%)		(78%)		(100%)	(50%)		(67%)
5	9		14	Forehand winners	6	7		13
5	3		8	Backhand winners	1	2		3
6	11		17	Forced errors	8	18		26
5	6		11	Unforced errors	8	3		11
0/0	0/1		0/1	Net points won	2/5	0/0		2/5
(0%)	(0%)		(0%)		(40%)	(0%)		(40%)

	1 st Set						2 nd Set												
CATALDO Alexander	1	*2	2	*2	3	*3	4	*5	6	*1	2	*3	3	*3	4	*5	5	*5	6
DHARMASENA D S R (BPC)	*0	0	*1	2	*2	3	*3	3	*3	0	*0	0	*1	2	*2	2	*3	4	*4

Note:
Total winners is the sum of total aces, service winners, forehand winners and backhand winners.

Legend:
BPC Bipartite Commission Place W Winner * Server



Scorecard

スコアカード

W	CATALDO Alexander	CHI	6	6
	DHARMASENA D S R (BPC)	SRI	3	4
Match duration: 0h53min			30min	23min

Court	Court 8	Scoring Rule	Three tie-break sets
Chair Umpire	DUANGPINKUM Amorn (THA)	Match Code	MS130
Started	17:27	Finished	18:33

1st Set

Game	Serving	AICa	D Dh
Game 1	D S R Dharmasena	1	0
Game 2	Alexander Cataldo	2	0
Game 3	D S R Dharmasena	2	1
Game 4	Alexander Cataldo	2	2
Game 5	D S R Dharmasena	3	2
Game 6	Alexander Cataldo	3	3
Game 7	D S R Dharmasena	4	3
Game 8	Alexander Cataldo	5	3
Game 9	D S R Dharmasena	6	3

2nd Set

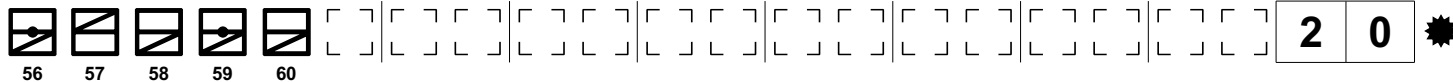
Game	Serving	AICa	D Dh
Game 1	Alexander Cataldo	1	0




Scorecard

スコアカード

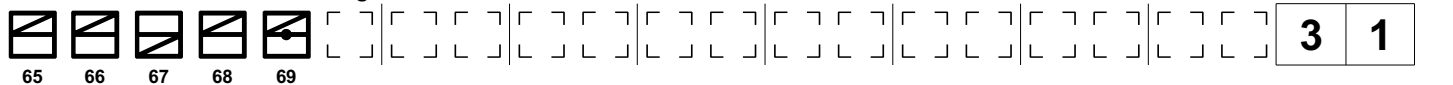
Game 2: D S R Dharmasena Serving



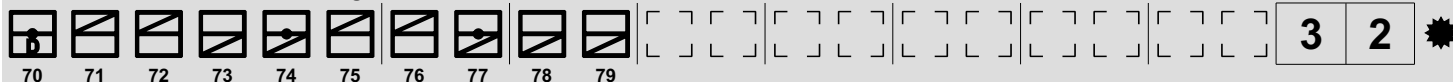
Game 3: Alexander Cataldo Serving



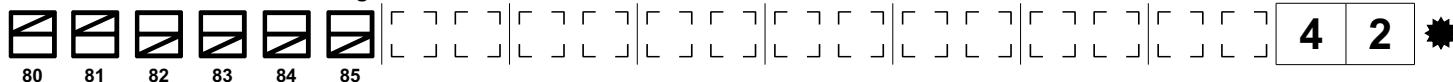
Game 4: D S R Dharmasena Serving



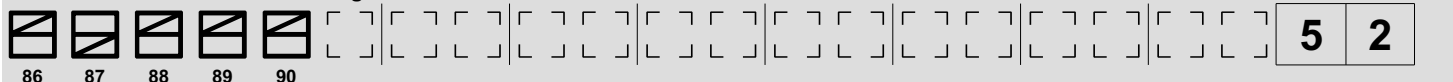
Game 5: Alexander Cataldo Serving



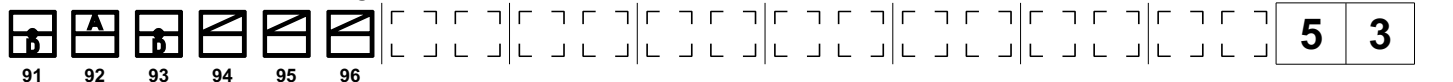
Game 6: D S R Dharmasena Serving



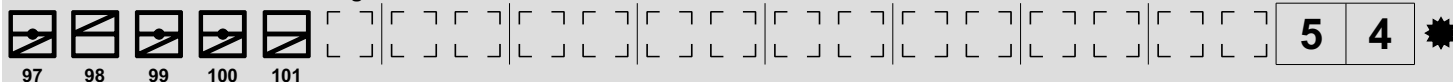
Game 7: Alexander Cataldo Serving



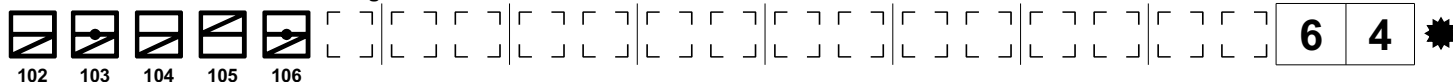
Game 8: D S R Dharmasena Serving



Game 9: Alexander Cataldo Serving



Game 10: D S R Dharmasena Serving



Incidents Summary:

Code of Conduct Violation: 0

Time Violation: 0

Legend:

BPC	Bipartite Commission Place	W	Winner	DF	Double fault	PR2	Point to receiver - 2nd serve
PS2	Point to server - 2nd serve	AS	Ace - 1st serve	PR1	Point to receiver - 1st serve	PS1	Point to server - 1st serve
SB	Service Break						



Match Statistics

試合統計

W	FABISIAK Kamil	POL	4	6	6
	KHLONGRUA Suthi	THA	6	2	1
Match duration: 2h05min			47min	43min	35min

Court 8

Chair Umpire: OTA Kinuka (JPN)

FABISIAK Kamil				KHLONGRUA Suthi				
1 st Set	2 nd Set	3 rd Set	Total	1 st Set	2 nd Set	3 rd Set	Total	
0	2	0	2	Total aces	0	0	0	0
3	1	3	7	Double faults	2	1	3	6
0	0	0	0	Service winners	1	0	0	1
18/27	16/23	12/16	46/66	1st serve	25/40	23/34	12/26	60/100
(67%)	(70%)	(75%)	(70%)		(63%)	(68%)	(46%)	(60%)
0	2	0	2	Aces on 1st serve	0	0	0	0
8/18	13/16	8/12	29/46	Points won on 1st serve	14/25	14/23	6/12	34/60
(44%)	(81%)	(67%)	(63%)		(56%)	(61%)	(50%)	(57%)
6/9	6/7	1/4	13/20	2nd Serve	13/15	10/11	11/14	34/40
(67%)	(86%)	(25%)	(65%)		(87%)	(91%)	(79%)	(85%)
0	0	0	0	Aces on 2nd Serve	0	0	0	0
3/9	4/7	1/4	8/20	Points won on 2nd serve	6/15	4/11	2/14	12/40
(33%)	(57%)	(25%)	(40%)		(40%)	(36%)	(14%)	(30%)
31	33	27	91	Total points won	36	24	15	75
20/40	16/34	18/26	54/100	Receiving points won	16/27	6/23	7/16	29/66
(50%)	(47%)	(69%)	(54%)		(59%)	(26%)	(44%)	(44%)
2/8	2/10	4/9	8/27	Break point conversions	3/3	0/1	1/1	4/5
(25%)	(20%)	(44%)	(30%)		(100%)	(0%)	(100%)	(80%)
10	6	4	20	Forehand winners	4	2	4	10
1	2	0	3	Backhand winners	3	3	0	6
17	16	7	40	Forced errors	13	19	17	49
11	3	4	18	Unforced errors	7	4	6	17
1/2	0/1	2/2	3/5	Net points won	1/1	0/0	0/1	1/2
(50%)	(0%)	(100%)	(60%)		(100%)	(0%)	(0%)	(50%)

	1 st Set				2 nd Set				3 rd Set				
FABISIAK Kamil	0*0	1*2	3*3	3*4	4*4	1*2	3*4	4*5	5*6	1*1	2*3	4*5	6
KHLONGRUA Suthi	*1	2*2	2*2	3*4	4*5	6	*0	0*0	0*1	1*2	2	*0	1*1

Note:
Total winners is the sum of total aces, service winners, forehand winners and backhand winners.

Legend:
W Winner * Server



Scorecard

スコアカード

W	FABISIAK Kamil	POL	4	6	6
	KHLONGRUA Suthi	THA	6	2	1
Match duration: 2h06min			48min	43min	35min

Court	Court 8	Scoring Rule	Three tie-break sets
Chair Umpire	OTA Kinuka (JPN)	Match Code	MS131
Started	18:54	Finished	21:00

1st Set

Game 1: Suthi Khlongrua Serving													KaFa	SuKh
													0	1
1	2	3	4	5	6	7	8							
Game 2: Kamil Fabisiak Serving													KaFa	SuKh
													0	2
9	10	11	12	13	14	15	16							
Game 3: Suthi Khlongrua Serving													KaFa	SuKh
													1	2
17	18	19	20	21	22	23	24							
Game 4: Kamil Fabisiak Serving													KaFa	SuKh
													2	2
25	26	27	28	29										
Game 5: Suthi Khlongrua Serving													KaFa	SuKh
													3	2
30	31	32	33											
Game 6: Kamil Fabisiak Serving													KaFa	SuKh
													3	3
34	35	36	37											
Game 7: Suthi Khlongrua Serving													KaFa	SuKh
													3	4
38	39	40	41	42	43	44	45	46	47	48	49			
Game 8: Kamil Fabisiak Serving													KaFa	SuKh
													4	4
50	51	52	53	54	55									
Game 9: Suthi Khlongrua Serving													KaFa	SuKh
													4	5
56	57	58	59	60	61	62	63							
Game 10: Kamil Fabisiak Serving													KaFa	SuKh
													4	6
64	65	66	67											

2nd Set



Scorecard

スコアカード

Game 1: Suthi Khlongrua Serving														KaFa	SuKh	☀	
														1	0		
Game 2: Kamil Fabisiak Serving														KaFa	SuKh		
														2	0		
Game 3: Suthi Khlongrua Serving														KaFa	SuKh	☀	
														3	0		
Game 4: Kamil Fabisiak Serving														KaFa	SuKh		
														4	0		
Game 5: Suthi Khlongrua Serving														KaFa	SuKh		
														4	1		
Game 6: Kamil Fabisiak Serving														KaFa	SuKh		
														5	1		
Game 7: Suthi Khlongrua Serving														KaFa	SuKh		
														5	2		
Game 8: Kamil Fabisiak Serving														KaFa	SuKh		
														6	2		
3rd Set																	
Game 1: Suthi Khlongrua Serving														KaFa	SuKh	☀	
														1	0		
Game 2: Kamil Fabisiak Serving														KaFa	SuKh	☀	
														1	1		
Game 3: Suthi Khlongrua Serving														KaFa	SuKh	☀	
														2	1		
Game 4: Kamil Fabisiak Serving														KaFa	SuKh		
														3	1		
Game 5: Suthi Khlongrua Serving														KaFa	SuKh	☀	
														4	1		
Game 6: Kamil Fabisiak Serving														KaFa	SuKh		
														5	1		



Scorecard

スコアカード








Game 7: Suthi Khlongrua Serving



Incidents Summary:

Code of Conduct Violation: 0

Time Violation: 0

Legend:							
W	Winner		Double fault		Point to receiver - 2nd serve		Point to server - 2nd serve
	Ace - 1st serve		Point to receiver - 1st serve		Point to server - 1st serve		Service Break



Match Statistics

試合統計

W	KUNIEDA Shingo (1)	JPN	6	6
	GERGELY Marek (BPC)	SVK	0	1
Match duration: 1h03min			25min	38min

Centre Court

Chair Umpire: NILHAG Miranda (SWE)

KUNIEDA Shingo (1)				GERGELY Marek (BPC)			
1 st Set	2 nd Set	3 rd Set	Total	1 st Set	2 nd Set	3 rd Set	Total
1	1		2	Total aces	1	0	1
1	2		3	Double faults	2	1	3
0	0		0	Service winners	0	0	0
9/13	15/23		24/36	1st serve	11/16	6/13	17/29
(69%)	(65%)		(67%)		(69%)	(46%)	(59%)
1	1		2	Aces on 1st serve	1	0	1
9/9	13/15		22/24	Points won on 1st serve	2/11	2/6	4/17
(100%)	(87%)		(92%)		(18%)	(33%)	(24%)
3/4	6/8		9/12	2nd Serve	3/5	6/7	9/12
(75%)	(75%)		(75%)		(60%)	(86%)	(75%)
0	0		0	Aces on 2nd Serve	0	0	0
3/4	4/8		7/12	Points won on 2nd serve	2/5	3/7	5/12
(75%)	(50%)		(58%)		(40%)	(43%)	(42%)
24	25		49	Total points won	5	11	16
12/16	8/13		20/29	Receiving points won	1/13	6/23	7/36
(75%)	(62%)		(69%)		(8%)	(26%)	(19%)
3/5	2/2		5/7	Break point conversions	0/0	0/2	0/2
(60%)	(100%)		(71%)		(0%)	(0%)	(0%)
5	6		11	Forehand winners	0	2	2
3	5		8	Backhand winners	0	2	2
2	3		5	Forced errors	12	11	23
2	4		6	Unforced errors	3	2	5
1/1	4/6		5/7	Net points won	0/0	0/1	0/1
(100%)	(67%)		(71%)		(0%)	(0%)	(0%)

	1 st Set					2 nd Set							
KUNIEDA Shingo (1)	*1	2	*3	4	*5	6	*1	1	*2	3	*4	5	*6
GERGELY Marek (BPC)	0	*0	0	*0	0	*0	0	*1	1	*1	1	*1	1

Note:

Total winners is the sum of total aces, service winners, forehand winners and backhand winners.

Legend:

BPC Bipartite Commission Place **W** Winner * Server



Scorecard

スコアカード

W	KUNIEDA Shingo (1)	JPN	6	6
	GERGELY Marek (BPC)	SVK	0	1
Match duration: 1h03min			25min	38min

Court	Centre Court	Scoring Rule	Three tie-break sets
Chair Umpire	NILHAG Miranda (SWE)	Match Code	MS201
Started	12:24	Finished	13:28

1st Set

Game 1: Shingo Kunieda Serving

ShKu		MaGe																												
1	2	3	4	5	6	7	8	9	10	11	12	13	14	15	16	17	18	19	20	21	22	23	24	25	26	27	28	29	1	0

Game 2: Marek Gergely Serving

ShKu		MaGe																									
5	6	7	8	9	10	11	12	13	14	15	16	17	18	19	20	21	22	23	24	25	26	27	28	29	2	0	★

Game 3: Shingo Kunieda Serving

ShKu		MaGe																			
10	11	12	13	14	15	16	17	18	19	20	21	22	23	24	25	26	27	28	29	3	0

Game 4: Marek Gergely Serving

ShKu		MaGe																
14	15	16	17	18	19	20	21	22	23	24	25	26	27	28	29	4	0	★

Game 5: Shingo Kunieda Serving

ShKu		MaGe										
19	20	21	22	23	24	25	26	27	28	29	5	0

Game 6: Marek Gergely Serving

ShKu		MaGe										
24	25	26	27	28	29	30	31	32	33	6	0	★

2nd Set

Game 1: Shingo Kunieda Serving

ShKu		MaGe							
30	31	32	33	34	35	36	37	1	0

Game 2: Marek Gergely Serving

ShKu		MaGe								
34	35	36	37	38	39	40	41	42	1	1

Game 3: Shingo Kunieda Serving

ShKu		MaGe									
38	39	40	41	42	43	44	45	46	47	2	1

Game 4: Marek Gergely Serving
















ShKu		MaGe																		
43	44	45	46	47	48	49	50	51	52	53	54	55	56	57	58	59	60	3	1	★


















Scorecard

スコアカード
















Game 5: Shingo Kunieda Serving

														ShKu	MaGe	
															4	1
48	49	50	51	52	53											

Game 6: Marek Gergely Serving

														ShKu	MaGe	
															5	1
54	55	56	57													










Game 7: Shingo Kunieda Serving

														ShKu	MaGe	
															6	1
58	59	60	61	62	63	64	65									

Incidents Summary:

Code of Conduct Violation: 0

Time Violation: 0

Legend:							
	Bipartite Commission Place		Winner		Double fault		Point to receiver - 2nd serve
	Point to server - 2nd serve		Ace - 1st serve		Point to receiver - 1st serve		Point to server - 1st serve
	Service Break						



Match Statistics

試合統計

W	JI Zhenxu	CHN	6	6
	SCHEFFERS Maikel (14)	NED	4	4
Match duration: 1h36min			53min	43min

Court 2

Chair Umpire: MROZINSKA Marta (POL)

JI Zhenxu				SCHEFFERS Maikel (14)			
1 st Set	2 nd Set	3 rd Set	Total	1 st Set	2 nd Set	3 rd Set	Total
0	0		0	Total aces	3	0	3
5	3		8	Double faults	7	4	11
0	1		1	Service winners	0	0	0
18/34	19/32		37/66	1st serve	17/41	14/29	31/70
(53%)	(59%)		(56%)		(41%)	(48%)	(44%)
0	0		0	Aces on 1st serve	3	0	3
9/18	11/19		20/37	Points won on 1st serve	12/17	7/14	19/31
(50%)	(58%)		(54%)		(71%)	(50%)	(61%)
11/16	10/13		21/29	2nd Serve	17/24	11/15	28/39
(69%)	(77%)		(72%)		(71%)	(73%)	(72%)
0	0		0	Aces on 2nd Serve	0	0	0
6/16	5/13		11/29	Points won on 2nd serve	4/24	4/15	8/39
(38%)	(38%)		(38%)		(17%)	(27%)	(21%)
40	34		74	Total points won	35	27	62
25/41	18/29		43/70	Receiving points won	19/34	16/32	35/66
(61%)	(62%)		(61%)		(56%)	(50%)	(53%)
4/5	4/4		8/9	Break point conversions	3/8	3/8	6/16
(80%)	(100%)		(89%)		(38%)	(38%)	(38%)
4	5		9	Forehand winners	4	5	9
11	9		20	Backhand winners	3	4	7
9	7		16	Forced errors	8	7	15
16	11		27	Unforced errors	17	12	29
1/2	1/2		2/4	Net points won	0/0	1/1	1/1
(50%)	(50%)		(50%)		(0%)	(100%)	(100%)

	1 st Set						2 nd Set										
JI Zhenxu	*0	1*	1*	2*	3*	3*	4*	5*	6	*1	2*	2*	3*	3*	4*	5*	6
SCHEFFERS Maikel (14)	1*	*1	2*	2*	3*	4*	4*	4*		0*	0*	1*	2*	3*	4*	4*	4*

Note:
Total winners is the sum of total aces, service winners, forehand winners and backhand winners.

Legend:
W Winner * Server



Scorecard

スコアカード

W	JI Zhenxu	CHN	6	6
	SCHEFFERS Maikel (14)	NED	4	4
Match duration: 1h36min			54min	42min

Court	Court 2	Scoring Rule	Three tie-break sets
Chair Umpire	MROZINSKA Marta (POL)	Match Code	MS202
Started	15:42	Finished	17:19

1st Set

Game	Serving	ZhJi	MaSc
Game 1	Zhenxu Ji	0	1
Game 2	Maikel Scheffers	1	1
Game 3	Zhenxu Ji	1	2
Game 4	Maikel Scheffers	2	2
Game 5	Zhenxu Ji	3	2
Game 6	Maikel Scheffers	3	3
Game 7	Zhenxu Ji	3	4
Game 8	Maikel Scheffers	4	4
Game 9	Zhenxu Ji	5	4
Game 10	Maikel Scheffers	6	4

2nd Set



Scorecard

スコアカード

Game 1: Zhenxu Ji Serving														ZhJi	MaSc
														1	0
76	77	78	79	80	81	82	83								
Game 2: Maikel Scheffers Serving														ZhJi	MaSc
														2	0
84	85	86	87	88	89	90	91								
Game 3: Zhenxu Ji Serving														ZhJi	MaSc
														2	1
92	93	94	95	96	97										
Game 4: Maikel Scheffers Serving														ZhJi	MaSc
														2	2
98	99	100	101	102											
Game 5: Zhenxu Ji Serving														ZhJi	MaSc
														2	3
103	104	105	106	107	108										
Game 6: Maikel Scheffers Serving														ZhJi	MaSc
														3	3
109	110	111	112	113	114										
Game 7: Zhenxu Ji Serving														ZhJi	MaSc
														3	4
115	116	117	118	119	120	121	122								
Game 8: Maikel Scheffers Serving														ZhJi	MaSc
														4	4
123	124	125	126	127	128										
Game 9: Zhenxu Ji Serving														ZhJi	MaSc
														5	4
129	130	131	132												
Game 10: Maikel Scheffers Serving														ZhJi	MaSc
														6	4
133	134	135	136												

Incidents Summary:

Code of Conduct Violation: 0
Time Violation: 0



Ariake Tennis Park
有明テニスの森

SUN 29 AUG 2021

Wheelchair Tennis
車いすテニス

Men's Singles
男子シングルス

Second Round
2回戦



Scorecard スコアカード

Legend:							
W	Winner		Double fault		Point to receiver - 2nd serve		Point to server - 2nd serve
	Ace - 1st serve		Point to receiver - 1st serve		Point to server - 1st serve		Service Break



Match Statistics

試合統計

W	de la PUENTE Martin (11)	ESP	6	6
	JAROSZEWSKI Piotr (BPC)	POL	1	1
Match duration: 0h54min			21min	33min

Court 3

Chair Umpire: DUANGPINKUM Amorn (THA)

de la PUENTE Martin (11)				JAROSZEWSKI Piotr (BPC)				
1 st Set	2 nd Set	3 rd Set	Total		1 st Set	2 nd Set	3 rd Set	Total
2	2		4	Total aces	0	0		0
0	1		1	Double faults	1	6		7
1	0		1	Service winners	0	1		1
12/20	18/25		30/45	1st serve	10/14	23/30		33/44
(60%)	(72%)		(67%)		(71%)	(77%)		(75%)
2	2		4	Aces on 1st serve	0	0		0
8/12	12/18		20/30	Points won on 1st serve	4/10	12/23		16/33
(67%)	(67%)		(67%)		(40%)	(52%)		(48%)
8/8	6/7		14/15	2nd Serve	3/4	1/7		4/11
(100%)	(86%)		(93%)		(75%)	(14%)		(36%)
0	0		0	Aces on 2nd Serve	0	0		0
8/8	4/7		12/15	Points won on 2nd serve	0/4	0/7		0/11
(100%)	(57%)		(80%)		(0%)	(0%)		(0%)
26	34		60	Total points won	8	21		29
10/14	18/30		28/44	Receiving points won	4/20	9/25		13/45
(71%)	(60%)		(64%)		(20%)	(36%)		(29%)
2/2	3/4		5/6	Break point conversions	0/0	0/3		0/3
(100%)	(75%)		(83%)		(0%)	(0%)		(0%)
7	13		20	Forehand winners	2	3		5
6	4		10	Backhand winners	1	2		3
3	10		13	Forced errors	8	9		17
2	5		7	Unforced errors	2	6		8
1/1	4/5		5/6	Net points won	1/4	4/7		5/11
(100%)	(80%)		(83%)		(25%)	(57%)		(45%)

	1 st Set					2 nd Set							
de la PUENTE Martin (11)	*1	2*	3	4*	5	*6	0	*1	2*	3	4*	5	*6
JAROSZEWSKI Piotr (BPC)	0	*0	0	*0	0	*1	1	*1	1	*1	1	*1	1

Note:

Total winners is the sum of total aces, service winners, forehand winners and backhand winners.

Legend:

BPC Bipartite Commission Place **W** Winner * Server



Scorecard

スコアカード

W	de la PUENTE Martin (11)	ESP	6	6
	JAROSZEWSKI Piotr (BPC)	POL	1	1
Match duration: 0h54min			21min	33min

Court	Court 3	Scoring Rule	Three tie-break sets
Chair Umpire	DUANGPINKUM Amorn (THA)	Match Code	MS203
Started	15:38	Finished	16:33

1st Set

Game	Serving	Made	PiJa
Game 1	Martin de la Puente	1	0
Game 2	Piotr Jaroszewski	2	0
Game 3	Martin de la Puente	3	0
Game 4	Piotr Jaroszewski	4	0
Game 5	Martin de la Puente	5	0
Game 6	Piotr Jaroszewski	5	1
Game 7	Martin de la Puente	6	1

2nd Set

Game	Serving	Made	PiJa
Game 1	Piotr Jaroszewski	0	1
Game 2	Martin de la Puente	1	1
Game 3	Piotr Jaroszewski	2	1



Scorecard

スコアカード

Game 4: Martin de la Puente Serving

											Made	PiJa	
												3	1
56	57	58	59	60	61	62	63	64	65				

Game 5: Piotr Jaroszewski Serving

											Made	PiJa	
												4	1
66	67	68	69										

Game 6: Martin de la Puente Serving

											Made	PiJa	
												5	1
70	71	72	73	74	75	76	77	78	79				

Game 7: Piotr Jaroszewski Serving

											Made	PiJa	
												6	1
80	81	82	83	84	85	86	87	88	89				

Incidents Summary:

Code of Conduct Violation: 0
Time Violation: 0

Legend:							
	Bipartite Commission Place		Winner		Double fault		Point to receiver - 2nd serve
	Point to server - 2nd serve		Ace - 1st serve		Point to receiver - 1st serve		Point to server - 1st serve
	Service Break						



Match Statistics

試合統計

	BOUKARTACHA Lhaj (BPC)	MAR	0	2
W	HOUDET Stephane (6)	FRA	6	6
Match duration: 1h01min			30min	31min

Court 7

Chair Umpire: LOUHOS Harri (FIN)

BOUKARTACHA Lhaj (BPC)				HOUDET Stephane (6)				
1 st Set	2 nd Set	3 rd Set	Total		1 st Set	2 nd Set	3 rd Set	Total
0	0		0	Total aces	0	0		0
4	1		5	Double faults	2	0		2
0	0		0	Service winners	0	0		0
5/16	8/17		13/33	1st serve	20/28	17/24		37/52
(31%)	(47%)		(39%)		(71%)	(71%)		(71%)
0	0		0	Aces on 1st serve	0	0		0
2/5	2/8		4/13	Points won on 1st serve	12/20	10/17		22/37
(40%)	(25%)		(31%)		(60%)	(59%)		(59%)
7/11	8/9		15/20	2nd Serve	6/8	7/7		13/15
(64%)	(89%)		(75%)		(75%)	(100%)		(87%)
0	0		0	Aces on 2nd Serve	0	0		0
2/11	3/9		5/20	Points won on 2nd serve	5/8	4/7		9/15
(18%)	(33%)		(25%)		(63%)	(57%)		(60%)
15	15		30	Total points won	29	26		55
11/28	10/24		21/52	Receiving points won	12/16	12/17		24/33
(39%)	(42%)		(40%)		(75%)	(71%)		(73%)
0/3	1/2		1/5	Break point conversions	3/4	3/3		6/7
(0%)	(50%)		(20%)		(75%)	(100%)		(86%)
3	3		6	Forehand winners	6	8		14
3	1		4	Backhand winners	5	5		10
7	7		14	Forced errors	4	7		11
11	6		17	Unforced errors	5	4		9
2/7	2/3		4/10	Net points won	3/4	2/2		5/6
(29%)	(67%)		(40%)		(75%)	(100%)		(83%)

	1 st Set				2 nd Set			
BOUKARTACHA Lhaj (BPC)	*0	0	*0	0	*0	0	*0	0
HOUDET Stephane (6)	1	*2	3	*4	5	*5	5	*6

Note:

Total winners is the sum of total aces, service winners, forehand winners and backhand winners.

Legend:

BPC Bipartite Commission Place **W** Winner * Server



Scorecard

スコアカード

	BOUKARTACHA Lhaj (BPC)	MAR	0	2
W	HOUDET Stephane (6)	FRA	6	6
Match duration: 0h59min			30min	29min

Court	Court 7	Scoring Rule	Three tie-break sets
Chair Umpire	LOUHOS Harri (FIN)	Match Code	MS204
Started	17:39	Finished	18:40

1st Set

Game 1: Lhaj Boukartacha Serving													LhBo	StHo	☀
1	2	3	4	5	6								0	1	
Game 2: Stephane Houdet Serving													LhBo	StHo	
7	8	9	10	11	12								0	2	
Game 3: Lhaj Boukartacha Serving													LhBo	StHo	☀
13	14	15	16	17									0	3	
Game 4: Stephane Houdet Serving													LhBo	StHo	
18	19	20	21	22	23	24	25	26	27	28	29		0	4	
Game 5: Lhaj Boukartacha Serving													LhBo	StHo	☀
30	31	32	33	34									0	5	
Game 6: Stephane Houdet Serving													LhBo	StHo	
35	36	37	38	39	40	41	42	43	44				0	6	

2nd Set

Game 1: Lhaj Boukartacha Serving													LhBo	StHo	☀
45	46	47	48										0	1	
Game 2: Stephane Houdet Serving													LhBo	StHo	
49	50	51	52	53									0	2	
Game 3: Lhaj Boukartacha Serving													LhBo	StHo	☀
54	55	56	57										0	3	
Game 4: Stephane Houdet Serving													LhBo	StHo	
58	59	60	61	62	63	64	65						0	4	



Scorecard

スコアカード

Game 5: Lhaj Boukartacha Serving

										LhBo	StHo		
											0	5	
66	67	68	69	70									

Game 6: Stephane Houdet Serving

										LhBo	StHo		
											1	5	
71	72	73	74	75									

Game 7: Lhaj Boukartacha Serving

										LhBo	StHo		
											2	5	
76	77	78	79										

Game 8: Stephane Houdet Serving

										LhBo	StHo		
											2	6	
80	81	82	83	84	85								

Incidents Summary:

Code of Conduct Violation: 0
Time Violation: 0

Legend:							
	Bipartite Commission Place		Winner		Double fault		Point to receiver - 2nd serve
	Point to server - 2nd serve		Point to receiver - 1st serve		Point to server - 1st serve		Service Break



Match Statistics

試合統計

W	FERNANDEZ Gustavo (4)	ARG	6	6
	TUR Francesc	ESP	1	0
Match duration: 0h57min			29min	28min

Court 5

Chair Umpire: ZANON Emiliano (GEO)

FERNANDEZ Gustavo (4)				TUR Francesc				
1 st Set	2 nd Set	3 rd Set	Total		1 st Set	2 nd Set	3 rd Set	Total
2	1		3	Total aces	0	1		1
1	1		2	Double faults	5	4		9
1	0		1	Service winners	0	0		0
22/26	12/21		34/47	1st serve	9/24	11/23		20/47
(85%)	(57%)		(72%)		(38%)	(48%)		(43%)
2	1		3	Aces on 1st serve	0	1		1
18/22	8/12		26/34	Points won on 1st serve	4/9	7/11		11/20
(82%)	(67%)		(76%)		(44%)	(64%)		(55%)
3/4	8/9		11/13	2nd Serve	10/15	8/12		18/27
(75%)	(89%)		(85%)		(67%)	(67%)		(67%)
0	0		0	Aces on 2nd Serve	0	0		0
1/4	6/9		7/13	Points won on 2nd serve	7/15	1/12		8/27
(25%)	(67%)		(54%)		(47%)	(8%)		(30%)
32	29		61	Total points won	18	15		33
13/24	15/23		28/47	Receiving points won	7/26	7/21		14/47
(54%)	(65%)		(60%)		(27%)	(33%)		(30%)
2/4	3/6		5/10	Break point conversions	0/2	0/0		0/2
(50%)	(50%)		(50%)		(0%)	(0%)		(0%)
7	4		11	Forehand winners	3	2		5
4	11		15	Backhand winners	0	0		0
8	5		13	Forced errors	11	5		16
7	7		14	Unforced errors	7	8		15
1/2	0/1		1/3	Net points won	1/1	0/1		1/2
(50%)	(0%)		(33%)		(100%)	(0%)		(50%)

	1 st Set					2 nd Set							
FERNANDEZ Gustavo (4)	*1	1	*2	3	*4	5	*6	1	*2	3	*4	5	*6
TUR Francesc	0	*1	1	*1	1	*1	1	*0	0	*0	0	*0	0

Note:

Total winners is the sum of total aces, service winners, forehand winners and backhand winners.

Legend:

W Winner * Server



Scorecard スコアカード

W	FERNANDEZ Gustavo (4)	ARG	6	6
	TUR Francesc	ESP	1	0
Match duration: 0h58min			30min	28min

Court	Court 5	Scoring Rule	Three tie-break sets
Chair Umpire	ZANON Emiliano (GEO)	Match Code	MS205
Started	17:36	Finished	18:34

1st Set

Game	Serving	GuFe	FrTu
Game 1	Gustavo Fernandez	1	0
Game 2	Francesc Tur	1	1
Game 3	Gustavo Fernandez	2	1
Game 4	Francesc Tur	3	1
Game 5	Gustavo Fernandez	4	1
Game 6	Francesc Tur	5	1
Game 7	Gustavo Fernandez	6	1

2nd Set

Game	Serving	GuFe	FrTu
Game 1	Francesc Tur	1	0
Game 2	Gustavo Fernandez	2	0
Game 3	Francesc Tur	3	0



Scorecard

スコアカード

Game 4: Gustavo Fernandez Serving

														GuFe	FrTu	
															4	0
74	75	76	77	78	79											

Game 5: Francesc Tur Serving

														GuFe	FrTu	
															5	0
80	81	82	83	84												

Game 6: Gustavo Fernandez Serving

														GuFe	FrTu	
															6	0
85	86	87	88	89	90	91	92	93	94							

Incidents Summary:

Code of Conduct Violation: 0

Time Violation: 0

Legend:							
	Winner		Double fault		Point to receiver - 2nd serve		Point to server - 2nd serve
	Ace - 1st serve		Point to receiver - 1st serve		Point to server - 1st serve		Service Break



Match Statistics

試合統計

	WEEKES Ben	AUS	6	1	0
W	VANDORPE Jef (15)	BEL	3	6	6
Match duration: 2h12min			45min	32min	55min

Court 6

Chair Umpire: LAKHDHAR Yassine (TUN)

WEEKES Ben				VANDORPE Jef (15)				
1 st Set	2 nd Set	3 rd Set	Total		1 st Set	2 nd Set	3 rd Set	Total
4	1	0	5	Total aces	1	3	3	7
5	2	1	8	Double faults	3	1	2	6
1	0	1	2	Service winners	0	0	0	0
25/42	19/26	19/30	63/98	1st serve	12/25	17/27	22/32	51/84
(60%)	(73%)	(63%)	(64%)		(48%)	(63%)	(69%)	(61%)
4	1	0	5	Aces on 1st serve	1	3	3	7
16/25	8/19	7/19	31/63	Points won on 1st serve	8/12	13/17	15/22	36/51
(64%)	(42%)	(37%)	(49%)		(67%)	(76%)	(68%)	(71%)
12/17	5/7	10/11	27/35	2nd Serve	10/13	9/10	8/10	27/33
(71%)	(71%)	(91%)	(77%)		(77%)	(90%)	(80%)	(82%)
0	0	0	0	Aces on 2nd Serve	0	0	0	0
8/17	3/7	5/11	16/35	Points won on 2nd serve	5/13	6/10	4/10	15/33
(47%)	(43%)	(45%)	(46%)		(38%)	(60%)	(40%)	(45%)
36	19	25	80	Total points won	31	34	37	102
12/25	8/27	13/32	33/84	Receiving points won	18/42	15/26	18/30	51/98
(48%)	(30%)	(41%)	(39%)		(43%)	(58%)	(60%)	(52%)
2/2	0/2	0/3	2/7	Break point conversions	1/6	2/3	3/7	6/16
(100%)	(0%)	(0%)	(29%)		(17%)	(67%)	(43%)	(38%)
2	2	3	7	Forehand winners	3	6	4	13
0	0	2	2	Backhand winners	2	9	11	22
16	12	15	43	Forced errors	23	11	17	51
9	4	4	17	Unforced errors	6	4	2	12
1/4	2/2	0/2	3/8	Net points won	0/2	1/2	1/2	2/6
(25%)	(100%)	(0%)	(38%)		(0%)	(50%)	(50%)	(33%)

	1 st Set					2 nd Set					3 rd Set				
WEEKES Ben	*1	2*2	2*3	4*5	5*6	0*0	0*0	0*1	1		*0	0*0	0*0	0	0
VANDORPE Jef (15)	0*0	1*2	2*2	2*3	3	*1	2*3	4*5	5*6		1*2	3*4	5*6		

Note:

Total winners is the sum of total aces, service winners, forehand winners and backhand winners.

Legend:

W Winner * Server



Scorecard

スコアカード

	WEEKES Ben	AUS	6	1	0
W	VANDORPE Jef (15)	BEL	3	6	6
Match duration: 2h12min			45min	33min	54min

Court	Court 6	Scoring Rule	Three tie-break sets
Chair Umpire	LAKHDHAR Yassine (TUN)	Match Code	MS206
Started	15:40	Finished	17:53

1st Set

Game	Serving	BeWe	JeVa
Game 1	Ben Weekes	1	0
Game 2	Jef Vandorpe	2	0
Game 3	Ben Weekes	2	1
Game 4	Jef Vandorpe	2	2
Game 5	Ben Weekes	3	2
Game 6	Jef Vandorpe	4	2
Game 7	Ben Weekes	5	2
Game 8	Jef Vandorpe	5	3
Game 9	Ben Weekes	6	3

2nd Set

Game	Serving	BeWe	JeVa
Game 1	Jef Vandorpe	0	1



Scorecard
スコアカード

Game 2: Ben Weekes Serving														BeWe	JeVa	
														0	2	☀
73	74	75	76	77	78	79	80	81	82	83	84	85	86			
Game 3: Jef Vandorpe Serving														BeWe	JeVa	
														0	3	
87	88	89	90	91	92	93	94									
Game 4: Ben Weekes Serving														BeWe	JeVa	
														0	4	☀
95	96	97	98													
Game 5: Jef Vandorpe Serving														BeWe	JeVa	
														0	5	
99	100	101	102	103	104	105	106	107	108							
Game 6: Ben Weekes Serving														BeWe	JeVa	
														1	5	
109	110	111	112	113	114	115	116									
Game 7: Jef Vandorpe Serving														BeWe	JeVa	
														1	6	
117	118	119	120													
3rd Set																
Game 1: Ben Weekes Serving														BeWe	JeVa	
														0	1	☀
121	122	123	124	125	126	127	128									
Game 2: Jef Vandorpe Serving														BeWe	JeVa	
														0	2	
129	130	131	132	133	134											
Game 3: Ben Weekes Serving														BeWe	JeVa	
														0	3	☀
135	136	137	138	139	140											
Game 4: Jef Vandorpe Serving														BeWe	JeVa	
														0	4	
141	142	143	144	145	146	147	148	149	150	151	152	153	154			
Game 5: Ben Weekes Serving														BeWe	JeVa	
														0	5	☀
155	156	157	158	159	160	161	162	163	164	165	166	167	168	169	170	
Game 6: Jef Vandorpe Serving														BeWe	JeVa	
														0	6	
171	172	173	174	175	176	177	178	179	180	181	182					

Incidents Summary:
Code of Conduct Violation: 0
Time Violation: 0



Ariake Tennis Park
有明テニスの森

SUN 29 AUG 2021

Wheelchair Tennis
車いすテニス

Men's Singles
男子シングルス

Second Round
2回戦



Scorecard

スコアカード

Legend:							
W	Winner		Double fault		Point to receiver - 2nd serve		Point to server - 2nd serve
	Ace - 1st serve		Point to receiver - 1st serve		Point to server - 1st serve		Service Break



Match Statistics

試合統計

W	SANADA Takashi (9)	JPN	6	6
	IM Ho Won	KOR	2	1
Match duration: 1h16min			38min	38min

Centre Court

Chair Umpire: McALEER Matthew (AUS)

SANADA Takashi (9)				IM Ho Won				
1 st Set	2 nd Set	3 rd Set	Total		1 st Set	2 nd Set	3 rd Set	Total
0	1		1	Total aces	0	0		0
0	4		4	Double faults	3	4		7
0	0		0	Service winners	0	0		0
20/25	11/25		31/50	1st serve	21/31	20/29		41/60
(80%)	(44%)		(62%)		(68%)	(69%)		(68%)
0	0		0	Aces on 1st serve	0	0		0
12/20	7/11		19/31	Points won on 1st serve	12/21	8/20		20/41
(60%)	(64%)		(61%)		(57%)	(40%)		(49%)
5/5	10/14		15/19	2nd Serve	7/10	5/9		12/19
(100%)	(71%)		(79%)		(70%)	(56%)		(63%)
0	1		1	Aces on 2nd Serve	0	0		0
4/5	7/14		11/19	Points won on 2nd serve	2/10	1/9		3/19
(80%)	(50%)		(58%)		(20%)	(11%)		(16%)
33	34		67	Total points won	23	20		43
17/31	20/29		37/60	Receiving points won	9/25	11/25		20/50
(55%)	(69%)		(62%)		(36%)	(44%)		(40%)
3/9	4/8		7/17	Break point conversions	1/4	1/2		2/6
(33%)	(50%)		(41%)		(25%)	(50%)		(33%)
4	9		13	Forehand winners	6	4		10
4	1		5	Backhand winners	2	0		2
10	9		19	Forced errors	18	18		36
5	7		12	Unforced errors	6	5		11
0/1	0/0		0/1	Net points won	1/1	1/3		2/4
(0%)	(0%)		(0%)		(100%)	(33%)		(50%)

	1 st Set					2 nd Set									
SANADA Takashi (9)	0	*1	2	*2	3	*4	5	*6	1	*1	2	*3	4	*5	6
IM Ho Won	*1	1	*1	2	*2	2	*2	2	*0	1	*1	1	*1	1	*1

Note:

Total winners is the sum of total aces, service winners, forehand winners and backhand winners.

Legend:

W Winner * Server



Scorecard

スコアカード

W	SANADA Takashi (9)	JPN	6	6
	IM Ho Won	KOR	2	1
Match duration: 1h17min			39min	38min

Court	Centre Court	Scoring Rule	Three tie-break sets
Chair Umpire	McALEER Matthew (AUS)	Match Code	MS207
Started	14:46	Finished	16:04

1st Set

Game	Serving	TaSa	Holm
Game 1: Ho Won Im Serving	1 2 3 4 5	0	1
Game 2: Takashi Sanada Serving	6 7 8 9 10 11 12 13 14 15	1	1
Game 3: Ho Won Im Serving	16 17 18 19 20 21 22 23 24 25 26 27	2	1
Game 4: Takashi Sanada Serving	28 29 30 31 32 33	2	2
Game 5: Ho Won Im Serving	34 35 36 37 38 39	3	2
Game 6: Takashi Sanada Serving	40 41 42 43	4	2
Game 7: Ho Won Im Serving	44 45 46 47 48 49 50 51	5	2
Game 8: Takashi Sanada Serving	52 53 54 55 56	6	2

2nd Set

Game	Serving	TaSa	Holm
Game 1: Ho Won Im Serving	57 58 59 60 61 62 63 64 65 66 67 68	1	0
Game 2: Takashi Sanada Serving	69 70 71 72 73 74 75 76 77 78 79 80 81 82	1	1



Scorecard

スコアカード

Game 3: Ho Won Im Serving

														TaSa	Holm		
															2	1	
83	84	85	86	87	88	89	90										

Game 4: Takashi Sanada Serving

														TaSa	Holm		
															3	1	
91	92	93	94	95	96												

Game 5: Ho Won Im Serving

														TaSa	Holm		
															4	1	
97	98	99	100														

Game 6: Takashi Sanada Serving

														TaSa	Holm		
															5	1	
101	102	103	104	105													

Game 7: Ho Won Im Serving

														TaSa	Holm		
															6	1	
106	107	108	109	110													

Incidents Summary:

Code of Conduct Violation: 0

Time Violation: 0

Legend:							
	Winner		Ace - 2nd serve		Double fault		Point to receiver - 2nd serve
	Point to server - 2nd serve		Point to receiver - 1st serve		Point to server - 1st serve		Service Break



Match Statistics

試合統計

	ELS Leon (BPC)	RSA	2	0
W	REID Gordon (5)	GBR	6	6
Match duration: 0h59min			31min	28min

Centre Court

Chair Umpire: RODRIGUEZ Pablo (ESP)

ELS Leon (BPC)				REID Gordon (5)				
1 st Set	2 nd Set	3 rd Set	Total		1 st Set	2 nd Set	3 rd Set	Total
1	0		1	Total aces	1	0		1
6	1		7	Double faults	2	0		2
0	0		0	Service winners	1	0		1
10/25	10/17		20/42	1st serve	13/19	13/17		26/36
(40%)	(59%)		(48%)		(68%)	(76%)		(72%)
0	0		0	Aces on 1st serve	1	0		1
6/10	3/10		9/20	Points won on 1st serve	12/13	8/13		20/26
(60%)	(30%)		(45%)		(92%)	(62%)		(77%)
9/15	6/7		15/22	2nd Serve	4/6	4/4		8/10
(60%)	(86%)		(68%)		(67%)	(100%)		(80%)
1	0		1	Aces on 2nd Serve	0	0		0
5/15	2/7		7/22	Points won on 2nd serve	4/6	4/4		8/10
(33%)	(29%)		(32%)		(67%)	(100%)		(80%)
14	10		24	Total points won	30	24		54
3/19	5/17		8/36	Receiving points won	14/25	12/17		26/42
(16%)	(29%)		(22%)		(56%)	(71%)		(62%)
0/0	0/0		0/0	Break point conversions	2/4	3/3		5/7
(0%)	(0%)		(0%)		(50%)	(100%)		(71%)
1	1		2	Forehand winners	3	10		13
2	0		2	Backhand winners	4	3		7
13	9		22	Forced errors	3	6		9
8	2		10	Unforced errors	7	3		10
1/1	0/3		1/4	Net points won	2/2	2/3		4/5
(100%)	(0%)		(25%)		(100%)	(67%)		(80%)

	1 st Set					2 nd Set										
ELS Leon (BPC)	0	*0	0	*1	1	*2	2	*2			0	*0	0	*0	0	*0
REID Gordon (5)	*1	2	*3	3	*4	4	*5	6			*1	2	*3	4	*5	6

Note:
Total winners is the sum of total aces, service winners, forehand winners and backhand winners.

Legend:
BPC Bipartite Commission Place W Winner * Server



Scorecard

スコアカード

	ELS Leon (BPC)	RSA	2	0
W	REID Gordon (5)	GBR	6	6
Match duration: 0h58min			30min	28min

Court	Centre Court	Scoring Rule	Three tie-break sets
Chair Umpire	RODRIGUEZ Pablo (ESP)	Match Code	MS208
Started	15:46	Finished	16:45

1st Set

Game	Serving	LeEI	GoRe
Game 1	Gordon Reid	0	1
Game 2	Leon Els	0	2
Game 3	Gordon Reid	0	3
Game 4	Leon Els	1	3
Game 5	Gordon Reid	1	4
Game 6	Leon Els	2	4
Game 7	Gordon Reid	2	5
Game 8	Leon Els	2	6

2nd Set

Game	Serving	LeEI	GoRe
Game 1	Gordon Reid	0	1
Game 2	Leon Els	0	2



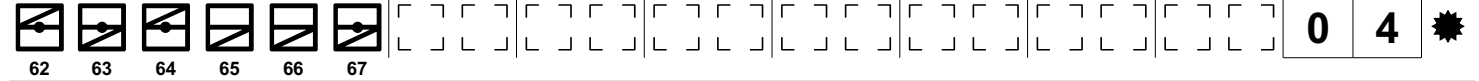
Scorecard

スコアカード


Game 3: Gordon Reid Serving



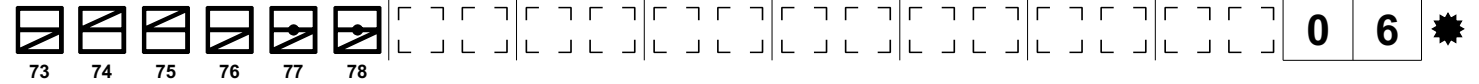
Game 4: Leon Els Serving



Game 5: Gordon Reid Serving



Game 6: Leon Els Serving



Incidents Summary:

Code of Conduct Violation: 0
Time Violation: 0

Legend:			
	Bipartite Commission Place		Winner
	Point to receiver - 2nd serve		Point to server - 2nd serve
	Point to server - 1st serve		Service Break
	Ace - 2nd serve		Double fault
	Ace - 1st serve		Point to receiver - 1st serve



Match Statistics

試合統計

W	EGBERINK Tom (8)	NED	6	6
	BORHAN Abu Samah	MAS	0	1
Match duration: 0h46min			21min	26min

Court 9

Chair Umpire: KURENCHANINA Daria (BLR)

EGBERINK Tom (8)				BORHAN Abu Samah			
1 st Set	2 nd Set	3 rd Set	Total	1 st Set	2 nd Set	3 rd Set	Total
4	0		4	0	1		1
1	3		4	1	2		3
1	0		1	0	0		0
11/15	7/16		18/31	11/18	8/18		19/36
(73%)	(44%)		(58%)	(61%)	(44%)		(53%)
3	0		3	0	1		1
10/11	7/7		17/18	4/11	3/8		7/19
(91%)	(100%)		(94%)	(36%)	(38%)		(37%)
3/4	6/9		9/13	6/7	8/10		14/17
(75%)	(67%)		(69%)	(86%)	(80%)		(82%)
1	0		1	0	0		0
2/4	5/9		7/13	1/7	2/10		3/17
(50%)	(56%)		(54%)	(14%)	(20%)		(18%)
25	25		50	8	9		17
13/18	13/18		26/36	3/15	4/16		7/31
(72%)	(72%)		(72%)	(20%)	(25%)		(23%)
3/6	3/4		6/10	0/0	0/0		0/0
(50%)	(75%)		(60%)	(0%)	(0%)		(0%)
5	12		17	3	0		3
2	6		8	1	1		2
0	1		1	7	3		10
4	6		10	6	4		10
2/2	6/8		8/10	1/1	1/1		2/2
(100%)	(75%)		(80%)	(100%)	(100%)		(100%)
Total aces				1			
Double faults				3			
Service winners				0			
1st serve				19/36			
Aces on 1st serve				1			
Points won on 1st serve				7/19			
2nd Serve				14/17			
Aces on 2nd Serve				0			
Points won on 2nd serve				3/17			
Total points won				17			
Receiving points won				7/31			
Break point conversions				0/0			
Forehand winners				3			
Backhand winners				2			
Forced errors				10			
Unforced errors				10			
Net points won				2/2			

	1 st Set					2 nd Set							
EGBERINK Tom (8)	1*	2	3*	4	5*	6	1*	2	2*	3	4	5*	6
BORHAN Abu Samah	*0	0	*0	0	*0	0	*0	0	*1	1	*1	1	*1

Note:

Total winners is the sum of total aces, service winners, forehand winners and backhand winners.

Legend:

W Winner * Server

















































































Scorecard

スコアカード





















































W	EGBERINK Tom (8)	NED	6	6
	BORHAN Abu Samah	MAS	0	1
Match duration: 0h46min			21min	25min

Court	Court 9	Scoring Rule	Three tie-break sets
Chair Umpire	KURENCHANINA Daria (BLR)	Match Code	MS209
Started	17:40	Finished	18:26

1st Set

Game 1: Abu Samah Borhan Serving													ToEg	AbBo	☀
													1	0	
Game 2: Tom Egberink Serving													ToEg	AbBo	
													2	0	
Game 3: Abu Samah Borhan Serving													ToEg	AbBo	☀
													3	0	
Game 4: Tom Egberink Serving													ToEg	AbBo	
													4	0	
Game 5: Abu Samah Borhan Serving													ToEg	AbBo	☀
													5	0	
Game 6: Tom Egberink Serving													ToEg	AbBo	
													6	0	

2nd Set

















Game 1: Abu Samah Borhan Serving													ToEg	AbBo	☀
													1	0	
Game 2: Tom Egberink Serving													ToEg	AbBo	
													2	0	
Game 3: Abu Samah Borhan Serving													ToEg	AbBo	
													2	1	
Game 4: Tom Egberink Serving													ToEg	AbBo	
													3	1	















Scorecard

スコアカード

















Game 5: Abu Samah Borhan Serving

														ToEg	AbBo		
															4	1	
53	54	55	56														

Game 6: Tom Egberink Serving

														ToEg	AbBo		
															5	1	
57	58	59	60	61	62												








Game 7: Abu Samah Borhan Serving

														ToEg	AbBo		
															6	1	
63	64	65	66	67													

Incidents Summary:

Code of Conduct Violation: 0

Time Violation: 0

Legend:							
W	Winner		Double fault		Point to receiver - 2nd serve		Point to server - 2nd serve
	Ace - 1st serve		Point to receiver - 1st serve		Point to server - 1st serve		Service Break



Match Statistics

試合統計

	ARAI Daisuke	JPN	0	2
W	OLSSON Stefan (10)	SWE	6	6
Match duration: 1h19min			32min	47min

Court 1

Chair Umpire: BORGHEI Adel (IRI)

ARAI Daisuke				OLSSON Stefan (10)			
1 st Set	2 nd Set	3 rd Set	Total	1 st Set	2 nd Set	3 rd Set	Total
0	2		2	1	4		5
8	4		12	1	3		4
0	0		0	0	0		0
9/21 (43%)	18/29 (62%)		27/50 (54%)	13/18 (72%)	24/35 (69%)		37/53 (70%)
0	2		2	1	4		5
6/9 (67%)	11/18 (61%)		17/27 (63%)	10/13 (77%)	18/24 (75%)		28/37 (76%)
4/12 (33%)	7/11 (64%)		11/23 (48%)	4/5 (80%)	8/11 (73%)		12/16 (75%)
0	0		0	0	0		0
1/12 (8%)	4/11 (36%)		5/23 (22%)	3/5 (60%)	4/11 (36%)		7/16 (44%)
12	28		40	27	36		63
5/18 (28%)	13/35 (37%)		18/53 (34%)	14/21 (67%)	14/29 (48%)		28/50 (56%)
0/0 (0%)	0/3 (0%)		0/3 (0%)	3/6 (50%)	2/7 (29%)		5/13 (38%)
0	2		2	4	8		12
0	6		6	2	6		8
11	14		25	9	13		22
9	4		13	3	5		8
0/0 (0%)	1/1 (100%)		1/1 (100%)	1/2 (50%)	2/7 (29%)		3/9 (33%)
Total aces				5			
Double faults				4			
Service winners				0			
1st serve				37/53			
Aces on 1st serve				5			
Points won on 1st serve				28/37			
2nd Serve				12/16			
Aces on 2nd Serve				0			
Points won on 2nd serve				7/16			
Total points won				63			
Receiving points won				28/50			
Break point conversions				5/13			
Forehand winners				12			
Backhand winners				8			
Forced errors				22			
Unforced errors				8			
Net points won				3/9			

	1 st Set					2 nd Set						
ARAI Daisuke	*0	0	*0	0	*0	0	*1	1	*2	2	*2	2
OLSSON Stefan (10)	1	*2	3	*4	5	*6	0	*1	1	*2	3	*4

Note:
Total winners is the sum of total aces, service winners, forehand winners and backhand winners.

Legend:
W Winner * Server



Scorecard

スコアカード

	ARAI Daisuke	JPN	0	2
W	OLSSON Stefan (10)	SWE	6	6
Match duration: 1h17min			30min	47min

Court	Court 1	Scoring Rule	Three tie-break sets
Chair Umpire	BORGHEI Adel (IRI)	Match Code	MS210
Started	15:41	Finished	16:58

1st Set

Game 1: Daisuke Arai Serving													DaAr	StOl	☀
1	2	3	4	5									0	1	
Game 2: Stefan Olsson Serving													DaAr	StOl	
6	7	8	9	10									0	2	
Game 3: Daisuke Arai Serving													DaAr	StOl	☀
11	12	13	14	15	16								0	3	
Game 4: Stefan Olsson Serving													DaAr	StOl	
17	18	19	20	21	22	23	24						0	4	
Game 5: Daisuke Arai Serving													DaAr	StOl	☀
25	26	27	28	29	30	31	32	33	34				0	5	
Game 6: Stefan Olsson Serving													DaAr	StOl	
35	36	37	38	39									0	6	

2nd Set

Game 1: Daisuke Arai Serving													DaAr	StOl	
40	41	42	43	44									1	0	
Game 2: Stefan Olsson Serving													DaAr	StOl	
45	46	47	48	49	50								1	1	
Game 3: Daisuke Arai Serving													DaAr	StOl	
51	52	53	54	55									2	1	
Game 4: Stefan Olsson Serving													DaAr	StOl	
56	57	58	59	60									2	2	



Scorecard

スコアカード

Game 5: Daisuke Arai Serving														DaAr	StOI		
															2	3	
61	62	63	64	65	66	67	68	69	70	71	72	73	74				
Game 6: Stefan Olsson Serving														DaAr	StOI		
															2	4	
75	76	77	78	79	80	81	82										
Game 7: Daisuke Arai Serving														DaAr	StOI		
															2	5	
83	84	85	86	87													
Game 8: Stefan Olsson Serving														DaAr	StOI		
															2	6	
88	89	90	91	92	93	94	95	96	97	98	99	100	101	102	103		

Incidents Summary:

Code of Conduct Violation: 0
Time Violation: 0

Legend:							
Winner	Double fault	Point to receiver - 2nd serve	Point to server - 2nd serve				
Ace - 1st serve	Point to receiver - 1st serve	Point to server - 1st serve	Service Break				



Match Statistics

試合統計

W	CAVERZASCHI Daniel (13)	ESP	6	6
	MARIPA Evans	RSA	2	4
Match duration: 1h26min			34min	52min

Court 4

Chair Umpire: EDWARDS Fiona (GBR)

CAVERZASCHI Daniel (13)				MARIPA Evans				
1 st Set	2 nd Set	3 rd Set	Total		1 st Set	2 nd Set	3 rd Set	Total
0	1		1	Total aces	0	0		0
0	0		0	Double faults	1	1		2
0	0		0	Service winners	0	0		0
17/23	21/31		38/54	1st serve	15/23	16/25		31/48
(74%)	(68%)		(70%)		(65%)	(64%)		(65%)
0	1		1	Aces on 1st serve	0	0		0
12/17	11/21		23/38	Points won on 1st serve	7/15	6/16		13/31
(71%)	(52%)		(61%)		(47%)	(38%)		(42%)
6/6	10/10		16/16	2nd Serve	7/8	8/9		15/17
(100%)	(100%)		(100%)		(88%)	(89%)		(88%)
0	0		0	Aces on 2nd Serve	0	0		0
4/6	4/10		8/16	Points won on 2nd serve	5/8	3/9		8/17
(67%)	(40%)		(50%)		(63%)	(33%)		(47%)
27	31		58	Total points won	19	25		44
11/23	16/25		27/48	Receiving points won	7/23	16/31		23/54
(48%)	(64%)		(56%)		(30%)	(52%)		(43%)
2/3	4/6		6/9	Break point conversions	0/0	3/8		3/8
(67%)	(67%)		(67%)		(0%)	(38%)		(38%)
2	3		5	Forehand winners	4	6		10
3	2		5	Backhand winners	0	4		4
14	15		29	Forced errors	20	23		43
1	0		1	Unforced errors	2	2		4
1/2	1/4		2/6	Net points won	1/7	1/3		2/10
(50%)	(25%)		(33%)		(14%)	(33%)		(20%)

	1 st Set						2 nd Set					
CAVERZASCHI Daniel (13)	*1	1*2	2*3	4*5	6		*0	1*1	2*3	4*4	4*5	6
MARIPA Evans	0	*1	1*2	2*2	2*2		1*1	2*2	2*2	3*4	4*4	

Note:
Total winners is the sum of total aces, service winners, forehand winners and backhand winners.

Legend:
W Winner * Server



Scorecard

スコアカード

W	CAVERZASCHI Daniel (13)	ESP	6	6
	MARIPA Evans	RSA	2	4
Match duration: 1h26min			34min	52min

Court	Court 4	Scoring Rule	Three tie-break sets
Chair Umpire	EDWARDS Fiona (GBR)	Match Code	MS211
Started	15:38	Finished	17:04

1st Set

Game	Serving	DaCa	EvMa
Game 1	Daniel Caverzaschi	1	0
Game 2	Evans Maripa	1	1
Game 3	Daniel Caverzaschi	2	1
Game 4	Evans Maripa	2	2
Game 5	Daniel Caverzaschi	3	2
Game 6	Evans Maripa	4	2
Game 7	Daniel Caverzaschi	5	2
Game 8	Evans Maripa	6	2

2nd Set

Game	Serving	DaCa	EvMa
Game 1	Daniel Caverzaschi	0	1
Game 2	Evans Maripa	1	1



Scorecard

スコアカード

Game 3: Daniel Caverzaschi Serving

														DaCa	EvMa		
															1	2	
60	61	62	63	64													

Game 4: Evans Maripa Serving

														DaCa	EvMa		
															2	2	
65	66	67	68	69													

Game 5: Daniel Caverzaschi Serving

														DaCa	EvMa		
															3	2	
70	71	72	73														

Game 6: Evans Maripa Serving

														DaCa	EvMa		
															4	2	
74	75	76	77	78													

Game 7: Daniel Caverzaschi Serving

														DaCa	EvMa		
															4	3	
79	80	81	82	83	84	85	86										

Game 8: Evans Maripa Serving

														DaCa	EvMa		
															4	4	
87	88	89	90														

Game 9: Daniel Caverzaschi Serving

														DaCa	EvMa		
															5	4	
91	92	93	94	95	96												

Game 10: Evans Maripa Serving

														DaCa	EvMa		
															6	4	
97	98	99	100	101	102												

Incidents Summary:

Code of Conduct Violation: 0
Time Violation: 0

Legend:

Winner	Double fault	Point to receiver - 2nd serve	Point to server - 2nd serve
Ace - 1st serve	Point to receiver - 1st serve	Point to server - 1st serve	Service Break



Match Statistics

試合統計

	RATZLAFF Casey	USA	1	1
W	GERARD Joachim (3)	BEL	6	6
Match duration: 0h55min			25min	30min

Court 3

Chair Umpire: DUANGPINKUM Amorn (THA)

RATZLAFF Casey				GERARD Joachim (3)			
1 st Set	2 nd Set	3 rd Set	Total	1 st Set	2 nd Set	3 rd Set	Total
0	0		0	Total aces	1	1	2
3	1		4	Double faults	2	0	2
0	0		0	Service winners	0	0	0
7/18	14/28		21/46	1st serve	12/19	8/14	20/33
(39%)	(50%)		(46%)		(63%)	(57%)	(61%)
0	0		0	Aces on 1st serve	1	1	2
4/7	6/14		10/21	Points won on 1st serve	12/12	7/8	19/20
(57%)	(43%)		(48%)		(100%)	(88%)	(95%)
8/11	13/14		21/25	2nd Serve	5/7	6/6	11/13
(73%)	(93%)		(84%)		(71%)	(100%)	(85%)
0	0		0	Aces on 2nd Serve	0	0	0
3/11	5/14		8/25	Points won on 2nd serve	4/7	5/6	9/13
(27%)	(36%)		(32%)		(57%)	(83%)	(69%)
10	13		23	Total points won	27	29	56
3/19	2/14		5/33	Receiving points won	11/18	17/28	28/46
(16%)	(14%)		(15%)		(61%)	(61%)	(61%)
0/0	0/0		0/0	Break point conversions	2/2	3/6	5/8
(0%)	(0%)		(0%)		(100%)	(50%)	(63%)
0	1		1	Forehand winners	8	8	16
1	1		2	Backhand winners	3	4	7
11	15		26	Forced errors	4	10	14
4	1		5	Unforced errors	5	1	6
0/0	1/3		1/3	Net points won	1/2	1/2	2/4
(0%)	(33%)		(33%)		(50%)	(50%)	(50%)

	1 st Set					2 nd Set				
RATZLAFF Casey	0*	0*	1*	1*	1	*1	1*	1*	1*	1*
GERARD Joachim (3)	*1	2*	3*	4*	5*	0*	2*	3*	4*	6

Note:

Total winners is the sum of total aces, service winners, forehand winners and backhand winners.

Legend:

W Winner * Server



Scorecard

スコアカード

	RATZLAFF Casey	USA	1	1
W	GERARD Joachim (3)	BEL	6	6
Match duration: 0h55min			25min	30min

Court	Court 3	Scoring Rule	Three tie-break sets
Chair Umpire	DUANGPINKUM Amorn (THA)	Match Code	MS212
Started	17:36	Finished	18:31

1st Set

Game 1: Joachim Gerard Serving													CaRa	JoGe
													0	1
1	2	3	4											
Game 2: Casey Ratzlaff Serving													CaRa	JoGe
													0	2
5	6	7	8											
Game 3: Joachim Gerard Serving													CaRa	JoGe
													0	3
9	10	11	12	13										
Game 4: Casey Ratzlaff Serving													CaRa	JoGe
													1	3
14	15	16	17	18	19	20	21							
Game 5: Joachim Gerard Serving													CaRa	JoGe
													1	4
22	23	24	25											
Game 6: Casey Ratzlaff Serving													CaRa	JoGe
													1	5
26	27	28	29	30	31									
Game 7: Joachim Gerard Serving													CaRa	JoGe
													1	6
32	33	34	35	36	37									

2nd Set
















Game 1: Casey Ratzlaff Serving													CaRa	JoGe
													1	0
38	39	40	41	42	43									
Game 2: Joachim Gerard Serving													CaRa	JoGe
													1	1
44	45	46	47	48	49									
Game 3: Casey Ratzlaff Serving													CaRa	JoGe
													1	2
50	51	52	53	54	55	56	57	58	59					



Scorecard

スコアカード
















Game 4: Joachim Gerard Serving

														CaRa	JoGe	
															1	3
60	61	62	63													

Game 5: Casey Ratzlaff Serving

														CaRa	JoGe		
															1	4	
64	65	66	67	68	69	70	71										

Game 6: Joachim Gerard Serving









														CaRa	JoGe		
															1	5	
72	73	74	75														

Game 7: Casey Ratzlaff Serving

														CaRa	JoGe		
															1	6	
76	77	78	79														

Incidents Summary:

Code of Conduct Violation: 0
Time Violation: 0

Legend:							
	Winner		Double fault		Point to receiver - 2nd serve		Point to server - 2nd serve
	Ace - 1st serve		Point to receiver - 1st serve		Point to server - 1st serve		Service Break



Match Statistics

試合統計

	PEIFER Nicolas (7)	FRA	6	5
*	OH Sang-Ho (BPC)	KOR	0	2
Match duration: 0h52min			24min	28min

Court 8

Chair Umpire: ESTEVEZ Patricio (ARG)

PEIFER Nicolas (7)				OH Sang-Ho (BPC)			
1 st Set	2 nd Set	3 rd Set	Total	1 st Set	2 nd Set	3 rd Set	Total
0	2		2	0	0		0
1	2		3	3	1		4
0	0		0	0	0		0
10/15	15/23		25/38	27/30	16/22		43/52
(67%)	(65%)		(66%)	(90%)	(73%)		(83%)
0	2		2	0	0		0
9/10	12/15		21/25	12/27	10/16		22/43
(90%)	(80%)		(84%)	(44%)	(63%)		(51%)
4/5	6/8		10/13	0/3	5/6		5/9
(80%)	(75%)		(77%)	(0%)	(83%)		(56%)
0	0		0	0	0		0
3/5	4/8		7/13	0/3	3/6		3/9
(60%)	(50%)		(54%)	(0%)	(50%)		(33%)
30	25		55	15	20		35
18/30	9/22		27/52	3/15	7/23		10/38
(60%)	(41%)		(52%)	(20%)	(30%)		(26%)
3/10	1/2		4/12	0/0	0/0		0/0
(30%)	(50%)		(33%)	(0%)	(0%)		(0%)
13	10		23	1	4		5
8	3		11	2	1		3
8	10		18	5	9		14
4	5		9	3	1		4
0/0	2/2		2/2	1/3	1/1		2/4
(0%)	(100%)		(100%)	(33%)	(100%)		(50%)

	1 st Set					2 nd Set							
PEIFER Nicolas (7)	*1	2	*3	4	*5	6	*1	2	*3	3	*4	4	*5
OH Sang-Ho (BPC)	0	*0	0	*0	0	*0	0	*1	1	*2	2		

Note:

Total winners is the sum of total aces, service winners, forehand winners and backhand winners.

Legend:

BPC Bipartite Commission Place * Server



Scorecard

スコアカード

*	PEIFER Nicolas (7)	FRA	6	4	40
	OH Sang-Ho (BPC)	KOR	0	2	30
Match duration: 0h52min			24min	28min	

Court	Court 8	Scoring Rule	Three tie-break sets
Chair Umpire	ESTEVEZ Patricio (ARG)	Match Code	MS213
Started	17:40	Finished	

1st Set

Game 1: Nicolas Peifer Serving															NiPe	SaOh
															1	0
1	2	3	4													
Game 2: Sang-Ho Oh Serving															NiPe	SaOh
															2	0
5	6	7	8	9	10	11	12	13	14	15	16	17	18	19	20	
Game 3: Nicolas Peifer Serving															NiPe	SaOh
															3	0
21	22	23	24	25												
Game 4: Sang-Ho Oh Serving															NiPe	SaOh
															4	0
26	27	28	29	30	31	32	33									
Game 5: Nicolas Peifer Serving															NiPe	SaOh
															5	0
34	35	36	37	38	39											
Game 6: Sang-Ho Oh Serving															NiPe	SaOh
															6	0
40	41	42	43	44	45											

2nd Set















Game 1: Nicolas Peifer Serving															NiPe	SaOh
															1	0
46	47	48	49	50	51											
Game 2: Sang-Ho Oh Serving															NiPe	SaOh
															2	0
52	53	54	55	56	57	58	59	60	61	62	63					
Game 3: Nicolas Peifer Serving															NiPe	SaOh
															3	0
64	65	66	67	68	69											
Game 4: Sang-Ho Oh Serving															NiPe	SaOh
															3	1
70	71	72	73													


















Scorecard

スコアカード















Game 5: Nicolas Peifer Serving

														NiPe	SaOh	
															4	1
74	75	76	77	78												

Game 6: Sang-Ho Oh Serving

														NiPe	SaOh	
															4	2
79	80	81	82	83	84											

Game 7: Nicolas Peifer Serving









														NiPe	SaOh	
															4	2
85	86	87	88	89												

Incidents Summary:

Code of Conduct Violation: 0

Time Violation: 0

Legend:

	Bipartite Commission Place		Double fault		Point to receiver - 2nd serve		Point to server - 2nd serve
	Ace - 1st serve		Point to receiver - 1st serve		Point to server - 1st serve		Service Break
*	Server						



Match Statistics

試合統計

	CASCO Ezequiel	ARG	3	1
W	MIKI Takuya (12)	JPN	6	6
Match duration: 1h15min			40min	35min

Court 7

Chair Umpire: ANDERSON Ben (GBR)

CASCO Ezequiel				MIKI Takuya (12)				
1 st Set	2 nd Set	3 rd Set	Total		1 st Set	2 nd Set	3 rd Set	Total
0	0		0	Total aces	1	3		4
2	2		4	Double faults	1	0		1
0	1		1	Service winners	0	6		6
21/32	11/18		32/50	1st serve	9/20	19/24		28/44
(66%)	(61%)		(64%)		(45%)	(79%)		(64%)
0	0		0	Aces on 1st serve	1	3		4
7/21	6/11		13/32	Points won on 1st serve	6/9	16/19		22/28
(33%)	(55%)		(41%)		(67%)	(84%)		(79%)
9/11	5/7		14/18	2nd Serve	10/11	5/5		15/16
(82%)	(71%)		(78%)		(91%)	(100%)		(94%)
0	0		0	Aces on 2nd Serve	0	0		0
5/11	1/7		6/18	Points won on 2nd serve	5/11	2/5		7/16
(45%)	(14%)		(33%)		(45%)	(40%)		(44%)
21	13		34	Total points won	31	29		60
9/20	6/24		15/44	Receiving points won	20/32	11/18		31/50
(45%)	(25%)		(34%)		(63%)	(61%)		(62%)
2/3	0/2		2/5	Break point conversions	4/6	2/3		6/9
(67%)	(0%)		(40%)		(67%)	(67%)		(67%)
1	1		2	Forehand winners	12	9		21
3	2		5	Backhand winners	3	1		4
11	7		18	Forced errors	11	5		16
4	3		7	Unforced errors	6	4		10
0/1	1/1		1/2	Net points won	2/3	5/5		7/8
(0%)	(100%)		(50%)		(67%)	(100%)		(88%)

	1 st Set						2 nd Set					
CASCO Ezequiel	*0	1*1	2*2	2*3	3*3		0*1	1*1	1*1	1		
MIKI Takuya (12)	1*1	2*2	3*4	4*5	6		*1	1*2	3*4	5*6		

Note:

Total winners is the sum of total aces, service winners, forehand winners and backhand winners.

Legend:

W Winner * Server



Scorecard

スコアカード

	CASCO Ezequiel	ARG	3	1
W	MIKI Takuya (12)	JPN	6	6
Match duration: 1h14min			39min	35min

Court	Court 7	Scoring Rule	Three tie-break sets
Chair Umpire	ANDERSON Ben (GBR)	Match Code	MS214
Started	15:37	Finished	16:52

1st Set

Game 1: Ezequiel Casco Serving													EzCa	TaMi	
													0	1	☀
1	2	3	4	5	6	7	8								
Game 2: Takuya Miki Serving													EzCa	TaMi	
													1	1	☀
9	10	11	12	13											
Game 3: Ezequiel Casco Serving													EzCa	TaMi	
													1	2	☀
14	15	16	17	18											
Game 4: Takuya Miki Serving													EzCa	TaMi	
													2	2	☀
19	20	21	22	23	24										
Game 5: Ezequiel Casco Serving													EzCa	TaMi	
													2	3	☀
25	26	27	28	29	30	31	32								
Game 6: Takuya Miki Serving													EzCa	TaMi	
													2	4	
33	34	35	36												
Game 7: Ezequiel Casco Serving													EzCa	TaMi	
													3	4	
37	38	39	40	41	42										
Game 8: Takuya Miki Serving													EzCa	TaMi	
													3	5	
43	44	45	46	47											
Game 9: Ezequiel Casco Serving													EzCa	TaMi	
													3	6	☀
48	49	50	51	52											

2nd Set

Game 1: Takuya Miki Serving													EzCa	TaMi	
													0	1	
53	54	55	56	57											



Scorecard

スコアカード

Game 2: Ezequiel Casco Serving

														EzCa	TaMi	
															1	1
58	59	60	61	62	63	64	65									

Game 3: Takuya Miki Serving

														EzCa	TaMi	
															1	2
66	67	68	69	70												

Game 4: Ezequiel Casco Serving

														EzCa	TaMi	
															1	3
71	72	73	74	75												

Game 5: Takuya Miki Serving

														EzCa	TaMi	
															1	4
76	77	78	79													

Game 6: Ezequiel Casco Serving

														EzCa	TaMi	
															1	5
80	81	82	83	84												

Game 7: Takuya Miki Serving

														EzCa	TaMi	
															1	6
85	86	87	88	89	90	91	92	93	94							

Incidents Summary:

Code of Conduct Violation: 0
Time Violation: 0

Legend:

W	Winner		Double fault		Point to receiver - 2nd serve		Point to server - 2nd serve
	Ace - 1st serve		Point to receiver - 1st serve		Point to server - 1st serve		Service Break



Match Statistics

試合統計

W	SPAARGAREN Ruben (16)	NED	6	6
	CATALDO Alexander	CHI	2	3
Match duration: 1h09min			31min	38min

Court 5

Chair Umpire: BROUR Bassem (TUN)

SPAARGAREN Ruben (16)				CATALDO Alexander				
1 st Set	2 nd Set	3 rd Set	Total		1 st Set	2 nd Set	3 rd Set	Total
2	1		3	Total aces	0	0		0
0	2		2	Double faults	3	0		3
0	0		0	Service winners	0	0		0
11/22	17/24		28/46	1st serve	13/28	21/35		34/63
(50%)	(71%)		(61%)		(46%)	(60%)		(54%)
2	1		3	Aces on 1st serve	0	0		0
8/11	14/17		22/28	Points won on 1st serve	9/13	9/21		18/34
(73%)	(82%)		(79%)		(69%)	(43%)		(53%)
11/11	5/7		16/18	2nd Serve	12/15	14/14		26/29
(100%)	(71%)		(89%)		(80%)	(100%)		(90%)
0	0		0	Aces on 2nd Serve	0	0		0
8/11	3/7		11/18	Points won on 2nd serve	5/15	9/14		14/29
(73%)	(43%)		(61%)		(33%)	(64%)		(48%)
30	34		64	Total points won	20	25		45
14/28	17/35		31/63	Receiving points won	6/22	7/24		13/46
(50%)	(49%)		(49%)		(27%)	(29%)		(28%)
2/7	2/7		4/14	Break point conversions	0/0	0/0		0/0
(29%)	(29%)		(29%)		(0%)	(0%)		(0%)
6	13		19	Forehand winners	5	4		9
2	3		5	Backhand winners	0	1		1
6	9		15	Forced errors	10	9		19
9	11		20	Unforced errors	10	8		18
0/0	0/0		0/0	Net points won	1/2	0/0		1/2
(0%)	(0%)		(0%)		(50%)	(0%)		(50%)

	1 st Set					2 nd Set												
	1	*2	2	*3	4	*5	5	*6	6	1	*2	2	*3	3	*4	4	*5	6
SPAARGAREN Ruben (16)																		
CATALDO Alexander	*0	0	*1	1	*1	1	*2	2		*0	0	*1	1	*2	2	*3	3	*3

Note:
Total winners is the sum of total aces, service winners, forehand winners and backhand winners.

Legend:
W Winner * Server



Scorecard

スコアカード

W	SPAARGAREN Ruben (16)	NED	6	6
	CATALDO Alexander	CHI	2	3
Match duration: 1h09min			32min	37min

Court	Court 5	Scoring Rule	Three tie-break sets
Chair Umpire	BROUR Bassem (TUN)	Match Code	MS215
Started	15:38	Finished	16:48

1st Set

Game	Serving	RuSp	AICa
Game 1	Alexander Cataldo	1	0
Game 2	Ruben Spaargaren	2	0
Game 3	Alexander Cataldo	2	1
Game 4	Ruben Spaargaren	3	1
Game 5	Alexander Cataldo	4	1
Game 6	Ruben Spaargaren	5	1
Game 7	Alexander Cataldo	5	2
Game 8	Ruben Spaargaren	6	2

2nd Set

Game	Serving	RuSp	AICa
Game 1	Alexander Cataldo	1	0
Game 2	Ruben Spaargaren	2	0



Scorecard

スコアカード

Game 3: Alexander Cataldo Serving														RuSp	AI Ca
														2	1
64	65	66	67	68	69										
Game 4: Ruben Spaargaren Serving														RuSp	AI Ca
														3	1
70	71	72	73												
Game 5: Alexander Cataldo Serving														RuSp	AI Ca
														3	2
74	75	76	77	78	79	80	81								
Game 6: Ruben Spaargaren Serving														RuSp	AI Ca
														4	2
82	83	84	85	86	87										
Game 7: Alexander Cataldo Serving														RuSp	AI Ca
														4	3
88	89	90	91	92	93	94	95								
Game 8: Ruben Spaargaren Serving														RuSp	AI Ca
														5	3
96	97	98	99	100	101										
Game 9: Alexander Cataldo Serving														RuSp	AI Ca
														6	3
102	103	104	105	106	107	108	109								

Incidents Summary:

Code of Conduct Violation: 0

Time Violation: 0

Legend:					
	Winner		Double fault		Point to receiver - 2nd serve
	Ace - 1st serve		Point to receiver - 1st serve		Point to server - 2nd serve
			Point to server - 1st serve		Service Break



Match Statistics

試合統計

	FABISIAK Kamil	POL	1	2
W	HEWETT Alfie (2)	GBR	6	6
Match duration: 0h59min			24min	36min

Court 2

Chair Umpire: BROUR Bassem (TUN)

FABISIAK Kamil				HEWETT Alfie (2)				
1 st Set	2 nd Set	3 rd Set	Total		1 st Set	2 nd Set	3 rd Set	Total
0	1		1	Total aces	0	2		2
2	0		2	Double faults	3	4		7
0	0		0	Service winners	0	1		1
11/13	16/25		27/38	1st serve	14/28	20/31		34/59
(85%)	(64%)		(71%)		(50%)	(65%)		(58%)
0	1		1	Aces on 1st serve	0	2		2
4/11	4/16		8/27	Points won on 1st serve	10/14	12/20		22/34
(36%)	(25%)		(30%)		(71%)	(60%)		(65%)
0/2	9/9		9/11	2nd Serve	11/14	7/11		18/25
(0%)	(100%)		(82%)		(79%)	(64%)		(72%)
0	0		0	Aces on 2nd Serve	0	0		0
0/2	3/9		3/11	Points won on 2nd serve	8/14	4/11		12/25
(0%)	(33%)		(27%)		(57%)	(36%)		(48%)
14	22		36	Total points won	27	34		61
10/28	15/31		25/59	Receiving points won	9/13	18/25		27/38
(36%)	(48%)		(42%)		(69%)	(72%)		(71%)
0/2	2/6		2/8	Break point conversions	2/2	4/5		6/7
(0%)	(33%)		(25%)		(100%)	(80%)		(86%)
2	2		4	Forehand winners	6	8		14
1	1		2	Backhand winners	7	2		9
11	13		24	Forced errors	5	8		13
3	8		11	Unforced errors	6	9		15
2/3	1/1		3/4	Net points won	0/0	1/2		1/2
(67%)	(100%)		(75%)		(0%)	(50%)		(50%)

	1 st Set					2 nd Set									
FABISIAK Kamil	0	*0	0	*0	0	*1	1	*0	0	*0	1	*1	2	*2	2
HEWETT Alfie (2)	*1	2	*3	4	*5	5	*6	1	*2	3	*3	4	*4	5	*6

Note:

Total winners is the sum of total aces, service winners, forehand winners and backhand winners.

Legend:

W Winner * Server






























































































Scorecard

スコアカード








































	FABISIAK Kamil	POL	1	2
W	HEWETT Alfie (2)	GBR	6	6
Match duration: 0h57min			24min	33min

Court	Court 2	Scoring Rule	Three tie-break sets
Chair Umpire	BROUR Bassem (TUN)	Match Code	MS216
Started	17:41	Finished	18:41

1st Set

Game 1: Alfie Hewett Serving													KaFa	AlHe
													0	1
1	2	3	4	5	6									
Game 2: Kamil Fabisiak Serving													KaFa	AlHe
													0	2
7	8	9	10											
Game 3: Alfie Hewett Serving													KaFa	AlHe
													0	3
11	12	13	14	15	16	17	18							
Game 4: Kamil Fabisiak Serving													KaFa	AlHe
													0	4
19	20	21	22											
Game 5: Alfie Hewett Serving													KaFa	AlHe
													0	5
23	24	25	26	27	28	29	30							
Game 6: Kamil Fabisiak Serving													KaFa	AlHe
													1	5
31	32	33	34	35										
Game 7: Alfie Hewett Serving													KaFa	AlHe
													1	6
36	37	38	39	40	41									

2nd Set

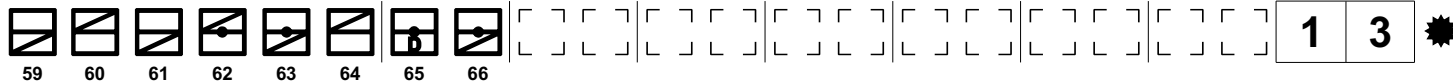
Game 1: Kamil Fabisiak Serving													KaFa	AlHe
													0	1
42	43	44	45											
Game 2: Alfie Hewett Serving													KaFa	AlHe
													0	2
46	47	48	49	50										
Game 3: Kamil Fabisiak Serving													KaFa	AlHe
													0	3
51	52	53	54	55	56	57	58							




Scorecard

スコアカード

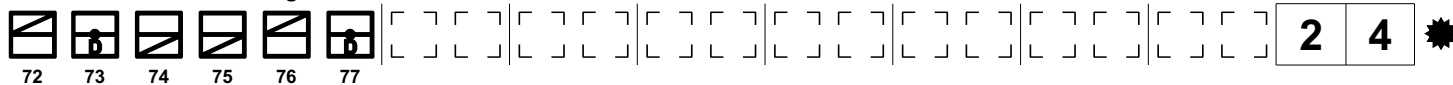
Game 4: Alfie Hewett Serving



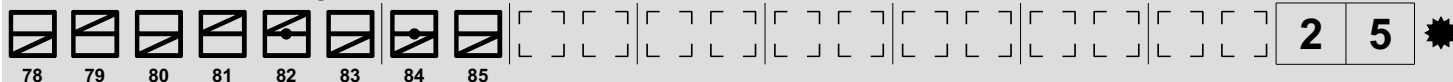
Game 5: Kamil Fabisiak Serving



Game 6: Alfie Hewett Serving



Game 7: Kamil Fabisiak Serving











Game 8: Alfie Hewett Serving



Incidents Summary:

Code of Conduct Violation: 0
Time Violation: 0

Legend:	 Winner	 Double fault	 Point to receiver - 2nd serve	 Point to server - 2nd serve
	 Ace - 1st serve	 Point to receiver - 1st serve	 Point to server - 1st serve	 Service Break



Match Statistics

試合統計

W	KUNIEDA Shingo (1)	JPN	6	6
	JI Zhenxu	CHN	0	1
Match duration: 0h55min			25min	30min

Centre Court

Chair Umpire: BORGHEI Adel (IRI)

KUNIEDA Shingo (1)				JI Zhenxu			
1 st Set	2 nd Set	3 rd Set	Total	1 st Set	2 nd Set	3 rd Set	Total
3	4		7	0	0		0
1	1		2	1	2		3
0	0		0	0	0		0
10/17	18/20		28/37	13/20	14/22		27/42
(59%)	(90%)		(76%)	(65%)	(64%)		(64%)
3	4		7	0	0		0
7/10	15/18		22/28	4/13	8/14		12/27
(70%)	(83%)		(79%)	(31%)	(57%)		(44%)
6/7	1/2		7/9	6/7	6/8		12/15
(86%)	(50%)		(78%)	(86%)	(75%)		(80%)
0	0		0	0	0		0
6/7	1/2		7/9	2/7	2/8		4/15
(86%)	(50%)		(78%)	(29%)	(25%)		(27%)
27	28		55	10	14		24
14/20	12/22		26/42	4/17	4/20		8/37
(70%)	(55%)		(62%)	(24%)	(20%)		(22%)
3/5	2/4		5/9	0/1	0/0		0/1
(60%)	(50%)		(56%)	(0%)	(0%)		(0%)
3	2		5	2	5		7
4	6		10	0	2		2
5	3		8	11	12		23
3	4		7	6	4		10
3/3	0/1		3/4	0/2	0/1		0/3
(100%)	(0%)		(75%)	(0%)	(0%)		(0%)

	1 st Set					2 nd Set							
	*1	2	*3	4	*5	6	*1	2	*3	3	*4	5	*6
KUNIEDA Shingo (1)													
JI Zhenxu	0	*0	0	*0	0	*0	0	*1	1	*1	1		

Note:

Total winners is the sum of total aces, service winners, forehand winners and backhand winners.

Legend:

W Winner * Server



Scorecard

スコアカード

W	KUNIEDA Shingo (1)	JPN	6	6
	Ji Zhenxu	CHN	0	1
Match duration: 0h54min			25min	29min

Court	Centre Court	Scoring Rule	Three tie-break sets
Chair Umpire	BORGHEI Adel (IRI)	Match Code	MS301
Started	12:34	Finished	13:28

1st Set

Game 1: Shingo Kunieda Serving													ShKu	ZhJi
													1	0
1	2	3	4	5										
Game 2: Zhenxu Ji Serving													ShKu	ZhJi
													2	0
6	7	8	9	10	11	12	13							
Game 3: Shingo Kunieda Serving													ShKu	ZhJi
													3	0
14	15	16	17											
Game 4: Zhenxu Ji Serving													ShKu	ZhJi
													4	0
18	19	20	21											
Game 5: Shingo Kunieda Serving													ShKu	ZhJi
													5	0
22	23	24	25	26	27	28	29							
Game 6: Zhenxu Ji Serving													ShKu	ZhJi
													6	0
30	31	32	33	34	35	36	37							

2nd Set

Game 1: Shingo Kunieda Serving													ShKu	ZhJi
													1	0
38	39	40	41	42										
Game 2: Zhenxu Ji Serving													ShKu	ZhJi
													2	0
43	44	45	46	47										
Game 3: Shingo Kunieda Serving													ShKu	ZhJi
													3	0
48	49	50	51	52	53									
Game 4: Zhenxu Ji Serving													ShKu	ZhJi
													3	1
54	55	56	57	58										



Scorecard

スコアカード

Game 5: Shingo Kunieda Serving

														ShKu	ZhJi	
															4	1
59	60	61	62													

Game 6: Zhenxu Ji Serving

														ShKu	ZhJi	
															5	1
63	64	65	66	67	68	69	70	71	72	73	74					

Game 7: Shingo Kunieda Serving

														ShKu	ZhJi	
															6	1
75	76	77	78	79												

Incidents Summary:

Code of Conduct Violation: 0

Time Violation: 0

Legend:

W	Winner		Double fault		Point to receiver - 2nd serve		Point to server - 2nd serve
	Ace - 1st serve		Point to receiver - 1st serve		Point to server - 1st serve		Service Break



Match Statistics

試合統計

	de la PUENTE Martin (11)	ESP	3	0
W	HOUDET Stephane (6)	FRA	6	6
Match duration: 1h20min			48min	32min

Court 7

Chair Umpire: OTA Kinuka (JPN)

de la PUENTE Martin (11)				HOUDET Stephane (6)				
1 st Set	2 nd Set	3 rd Set	Total		1 st Set	2 nd Set	3 rd Set	Total
1	0		1	Total aces	6	2		8
2	3		5	Double faults	4	1		5
0	0		0	Service winners	0	0		0
27/45	19/30		46/75	1st serve	21/34	16/21		37/55
(60%)	(63%)		(61%)		(62%)	(76%)		(67%)
1	0		1	Aces on 1st serve	5	2		7
13/27	9/19		22/46	Points won on 1st serve	15/21	12/16		27/37
(48%)	(47%)		(48%)		(71%)	(75%)		(73%)
16/18	8/11		24/29	2nd Serve	9/13	4/5		13/18
(89%)	(73%)		(83%)		(69%)	(80%)		(72%)
0	0		0	Aces on 2nd Serve	1	0		1
9/18	3/11		12/29	Points won on 2nd serve	4/13	2/5		6/18
(50%)	(27%)		(41%)		(31%)	(40%)		(33%)
37	19		56	Total points won	42	32		74
15/34	7/21		22/55	Receiving points won	23/45	18/30		41/75
(44%)	(33%)		(40%)		(51%)	(60%)		(55%)
1/5	0/4		1/9	Break point conversions	3/10	3/8		6/18
(20%)	(0%)		(11%)		(30%)	(38%)		(33%)
10	6		16	Forehand winners	7	8		15
7	6		13	Backhand winners	5	2		7
15	11		26	Forced errors	12	5		17
9	9		18	Unforced errors	7	2		9
3/4	1/2		4/6	Net points won	2/3	0/0		2/3
(75%)	(50%)		(67%)		(67%)	(0%)		(67%)

	1 st Set						2 nd Set					
de la PUENTE Martin (11)	*1	2*	3	3*	3*	3*	0*	0*	0*	0*	0*	
HOUDET Stephane (6)	0*	0*	*1	2*	3	4*	*1	2*	3	4*	5	6

Note:

Total winners is the sum of total aces, service winners, forehand winners and backhand winners.

Legend:

W Winner * Server



Scorecard

スコアカード

	de la PUENTE Martin (11)	ESP	3	0
W	HOUDET Stephane (6)	FRA	6	6
Match duration: 1h20min			48min	32min

Court	Court 7	Scoring Rule	Three tie-break sets
Chair Umpire	OTA Kinuka (JPN)	Match Code	MS302
Started	17:22	Finished	18:43

1st Set

Game	Serving	Made	StHo
Game 1	Martin de la Puente	1	0
Game 2	Stephane Houdet	2	0
Game 3	Martin de la Puente	3	0
Game 4	Stephane Houdet	3	1
Game 5	Martin de la Puente	3	2
Game 6	Stephane Houdet	3	3
Game 7	Martin de la Puente	3	4
Game 8	Stephane Houdet	3	5
Game 9	Martin de la Puente	3	6

2nd Set

Game	Serving	Made	StHo
Game 1	Stephane Houdet	0	1



Scorecard

スコアカード

Game 2: Martin de la Puente Serving

														Made	StHo	
														0	2	
86	87	88	89	90	91	92	93	94	95							

Game 3: Stephane Houdet Serving

														Made	StHo	
														0	3	
96	97	98	99	100												

Game 4: Martin de la Puente Serving

														Made	StHo	
														0	4	
101	102	103	104	105	106	107	108	109	110	111	112					

Game 5: Stephane Houdet Serving

														Made	StHo	
														0	5	
113	114	115	116	117	118	119	120	121	122							

Game 6: Martin de la Puente Serving

														Made	StHo	
														0	6	
123	124	125	126	127	128	129	130									

Incidents Summary:

Code of Conduct Violation: 0
Time Violation: 0

Legend:

	Winner		Ace - 2nd serve		Double fault		Point to receiver - 2nd serve
	Point to server - 2nd serve		Ace - 1st serve		Point to receiver - 1st serve		Point to server - 1st serve
	Service Break						



Match Statistics

試合統計

W	FERNANDEZ Gustavo (4)	ARG	6	6
	VANDORPE Jef (15)	BEL	2	1
Match duration: 0h59min			34min	25min

Court 8

Chair Umpire: KURENCHANINA Daria (BLR)

FERNANDEZ Gustavo (4)				VANDORPE Jef (15)			
1 st Set	2 nd Set	3 rd Set	Total	1 st Set	2 nd Set	3 rd Set	Total
1	1		2	Total aces	0	1	1
3	2		5	Double faults	2	4	6
0	0		0	Service winners	0	0	0
22/33	14/18		36/51	1st serve	13/23	7/19	20/42
(67%)	(78%)		(71%)		(57%)	(37%)	(48%)
0	1		1	Aces on 1st serve	0	1	1
14/22	10/14		24/36	Points won on 1st serve	7/13	3/7	10/20
(64%)	(71%)		(67%)		(54%)	(43%)	(50%)
8/11	2/4		10/15	2nd Serve	8/10	8/12	16/22
(73%)	(50%)		(67%)		(80%)	(67%)	(73%)
1	0		1	Aces on 2nd Serve	0	0	0
5/11	2/4		7/15	Points won on 2nd serve	1/10	0/12	1/22
(45%)	(50%)		(47%)		(10%)	(0%)	(5%)
34	28		62	Total points won	22	9	31
15/23	16/19		31/42	Receiving points won	14/33	6/18	20/51
(65%)	(84%)		(74%)		(42%)	(33%)	(39%)
3/6	4/4		7/10	Break point conversions	1/3	1/3	2/6
(50%)	(100%)		(70%)		(33%)	(33%)	(33%)
7	2		9	Forehand winners	3	1	4
8	6		14	Backhand winners	5	1	6
8	1		9	Forced errors	14	12	26
6	5		11	Unforced errors	4	7	11
0/2	0/0		0/2	Net points won	1/1	1/1	2/2
(0%)	(0%)		(0%)		(100%)	(100%)	(100%)

	1 st Set					2 nd Set				
FERNANDEZ Gustavo (4)	1*1	1*2	3*4	5*6		1*2	3*4	5*5	6	
VANDORPE Jef (15)	*0	1*2	2*2	2*2	2	*0	0*0	0*0	1*1	

Note:

Total winners is the sum of total aces, service winners, forehand winners and backhand winners.

Legend:

W Winner * Server



Scorecard

スコアカード

W	FERNANDEZ Gustavo (4)	ARG	6	6
	VANDORPE Jef (15)	BEL	2	1
Match duration: 0h59min			35min	24min

Court	Court 8	Scoring Rule	Three tie-break sets
Chair Umpire	KURENCHANINA Daria (BLR)	Match Code	MS303
Started	17:24	Finished	18:24

1st Set

Game 1: Jef Vandorpe Serving														GuFe	JeVa
														1	0
1	2	3	4	5											
Game 2: Gustavo Fernandez Serving														GuFe	JeVa
														1	1
6	7	8	9	10	11										
Game 3: Jef Vandorpe Serving														GuFe	JeVa
														1	2
12	13	14	15	16	17	18	19								
Game 4: Gustavo Fernandez Serving														GuFe	JeVa
														2	2
20	21	22	23	24	25	26	27	28	29	30	31				
Game 5: Jef Vandorpe Serving														GuFe	JeVa
														3	2
32	33	34	35	36											
Game 6: Gustavo Fernandez Serving														GuFe	JeVa
														4	2
37	38	39	40	41	42	43	44	45	46						
Game 7: Jef Vandorpe Serving														GuFe	JeVa
														5	2
47	48	49	50	51											
Game 8: Gustavo Fernandez Serving														GuFe	JeVa
														6	2
52	53	54	55	56											

2nd Set

Game 1: Jef Vandorpe Serving														GuFe	JeVa
														1	0
57	58	59	60	61											
Game 2: Gustavo Fernandez Serving														GuFe	JeVa
														2	0
62	63	64	65												



Scorecard

スコアカード

Game 3: Jef Vandorpe Serving														GuFe	JeVa		
															3	0	
66	67	68	69														
Game 4: Gustavo Fernandez Serving														GuFe	JeVa		
															4	0	
70	71	72	73														
Game 5: Jef Vandorpe Serving														GuFe	JeVa		
															5	0	
74	75	76	77	78													
Game 6: Gustavo Fernandez Serving														GuFe	JeVa		
															5	1	
79	80	81	82	83	84	85	86	87	88								
Game 7: Jef Vandorpe Serving														GuFe	JeVa		
															6	1	
89	90	91	92	93													

Incidents Summary:

Code of Conduct Violation: 0
Time Violation: 0

Legend:					
	Winner		Ace - 2nd serve		Double fault
	Point to server - 2nd serve		Ace - 1st serve		Point to receiver - 1st serve
	Service Break		Point to receiver - 2nd serve		Point to server - 1st serve



Match Statistics

試合統計

	SANADA Takashi (9)	JPN	2	1
W	REID Gordon (5)	GBR	6	6
Match duration: 1h02min			33min	29min

Court 1

Chair Umpire: ZANON Emiliano (GEO)

SANADA Takashi (9)				REID Gordon (5)				
1 st Set	2 nd Set	3 rd Set	Total		1 st Set	2 nd Set	3 rd Set	Total
1	0		1	Total aces	1	1		2
1	3		4	Double faults	0	1		1
0	0		0	Service winners	1	0		1
13/21	18/23		31/44	1st serve	14/21	11/15		25/36
(62%)	(78%)		(70%)		(67%)	(73%)		(69%)
0	0		0	Aces on 1st serve	1	1		2
8/13	6/18		14/31	Points won on 1st serve	13/14	7/11		20/25
(62%)	(33%)		(45%)		(93%)	(64%)		(80%)
7/8	2/5		9/13	2nd Serve	7/7	3/4		10/11
(88%)	(40%)		(69%)		(100%)	(75%)		(91%)
1	0		1	Aces on 2nd Serve	0	0		0
2/8	0/5		2/13	Points won on 2nd serve	3/7	2/4		5/11
(25%)	(0%)		(15%)		(43%)	(50%)		(45%)
15	12		27	Total points won	27	26		53
5/21	6/15		11/36	Receiving points won	11/21	17/23		28/44
(24%)	(40%)		(31%)		(52%)	(74%)		(64%)
0/0	1/2		1/2	Break point conversions	2/2	4/5		6/7
(0%)	(50%)		(50%)		(100%)	(80%)		(86%)
2	3		5	Forehand winners	3	1		4
2	2		4	Backhand winners	1	5		6
17	14		31	Forced errors	9	6		15
4	5		9	Unforced errors	1	1		2
0/1	0/1		0/2	Net points won	1/1	2/3		3/4
(0%)	(0%)		(0%)		(100%)	(67%)		(75%)

	1 st Set					2 nd Set									
SANADA Takashi (9)	*0	0	*0	0	*1	1	*2	2	*0	0	*0	0	*0	1	*1
REID Gordon (5)	1	*2	3	*4	4	*5	5	*6	1	*2	3	*4	5	*5	6

Note:
Total winners is the sum of total aces, service winners, forehand winners and backhand winners.

Legend:
W Winner * Server



Scorecard

スコアカード

	SANADA Takashi (9)	JPN	2	1
W	REID Gordon (5)	GBR	6	6
Match duration: 1h02min			33min	29min

Court	Court 1	Scoring Rule	Three tie-break sets
Chair Umpire	ZANON Emiliano (GEO)	Match Code	MS304
Started	17:26	Finished	18:28

1st Set

Game	Serving	TaSa	GoRe
Game 1	Takashi Sanada	0	1
Game 2	Gordon Reid	0	2
Game 3	Takashi Sanada	0	3
Game 4	Gordon Reid	0	4
Game 5	Takashi Sanada	1	4
Game 6	Gordon Reid	1	5
Game 7	Takashi Sanada	2	5
Game 8	Gordon Reid	2	6

2nd Set

Game	Serving	TaSa	GoRe
Game 1	Takashi Sanada	0	1
Game 2	Gordon Reid	0	2



Scorecard

スコアカード

Game 3: Takashi Sanada Serving														TaSa	GoRe		
															0	3	☀
52	53	54	55	56	57	58	59										
Game 4: Gordon Reid Serving														TaSa	GoRe		
															0	4	
60	61	62	63	64													
Game 5: Takashi Sanada Serving														TaSa	GoRe		
															0	5	☀
65	66	67	68	69	70												
Game 6: Gordon Reid Serving														TaSa	GoRe		
															1	5	☀
71	72	73	74	75													
Game 7: Takashi Sanada Serving														TaSa	GoRe		
															1	6	☀
76	77	78	79	80													

Incidents Summary:

Code of Conduct Violation: 0
Time Violation: 0

Legend:					
	Winner		Ace - 2nd serve		Double fault
	Point to server - 2nd serve		Ace - 1st serve		Point to receiver - 1st serve
	Service Break		Point to receiver - 2nd serve		Point to server - 1st serve



Match Statistics

試合統計

W	EGBERINK Tom (8)	NED	1	7	6
	OLSSON Stefan (10)	SWE	6	6 (4)	3
Match duration: 2h11min			24min	66min	41min

Centre Court

Chair Umpire: ESTEVEZ Patricio (ARG)

EGBERINK Tom (8)				OLSSON Stefan (10)			
1 st Set	2 nd Set	3 rd Set	Total	1 st Set	2 nd Set	3 rd Set	Total
2	4	0	6	Total aces	1	2	4
3	3	1	7	Double faults	1	4	7
1	0	1	2	Service winners	0	0	0
10/22	22/46	14/26	46/94	1st serve	12/17	29/44	56/83
(45%)	(48%)	(54%)	(49%)		(71%)	(66%)	(67%)
2	4	0	6	Aces on 1st serve	1	2	4
7/10	10/22	11/14	28/46	Points won on 1st serve	10/12	18/29	36/56
(70%)	(45%)	(79%)	(61%)		(83%)	(62%)	(64%)
9/12	21/24	11/12	41/48	2nd Serve	4/5	11/15	20/27
(75%)	(88%)	(92%)	(85%)		(80%)	(73%)	(74%)
0	0	0	0	Aces on 2nd Serve	0	0	0
2/12	13/24	6/12	21/48	Points won on 2nd serve	3/5	4/15	10/27
(17%)	(54%)	(50%)	(44%)		(60%)	(27%)	(37%)
13	45	28	86	Total points won	26	45	91
4/17	22/44	11/22	37/83	Receiving points won	13/22	23/46	45/94
(24%)	(50%)	(50%)	(45%)		(59%)	(50%)	(48%)
0/0	3/5	2/4	5/9	Break point conversions	3/4	3/6	7/11
(0%)	(60%)	(50%)	(56%)		(75%)	(50%)	(64%)
1	4	3	8	Forehand winners	6	8	16
0	5	3	8	Backhand winners	1	11	15
13	13	12	38	Forced errors	7	18	39
5	11	2	18	Unforced errors	2	14	23
0/2	2/7	3/3	5/12	Net points won	3/3	6/10	14/19
(0%)	(29%)	(100%)	(42%)		(100%)	(60%)	(74%)

	1 st Set					2 nd Set							3 rd Set				
EGBERINK Tom (8)	*1	1*1	1*1	1*1	1*1	1*2	2*2	3*3	4*5	5*5	5*6	7	*1	1*2	3*3	3*4	5*6
OLSSON Stefan (10)	0*1	2*3	4*5	6	*0	0*1	2*2	3*3	3*4	5*6	6	6(4)	0*1	1*1	2*3	3*3	3

Note:

Total winners is the sum of total aces, service winners, forehand winners and backhand winners.

Legend:

W Winner * Server



Scorecard

スコアカード

W	EGBERINK Tom (8)	NED	1	7	6
	OLSSON Stefan (10)	SWE	6	6 (4)	3
Match duration: 2h11min			24min	66min	41min

Court	Centre Court	Scoring Rule	Three tie-break sets
Chair Umpire	ESTEVEZ Patricio (ARG)	Match Code	MS305
Started	16:41	Finished	18:52

1st Set

Game 1: Tom Egberink Serving													ToEg	StOl
													1	0
1	2	3	4											
Game 2: Stefan Olsson Serving													ToEg	StOl
													1	1
5	6	7	8	9	10	11	12							
Game 3: Tom Egberink Serving													ToEg	StOl
													1	2
13	14	15	16											
Game 4: Stefan Olsson Serving													ToEg	StOl
													1	3
17	18	19	20											
Game 5: Tom Egberink Serving													ToEg	StOl
													1	4
21	22	23	24	25	26									
Game 6: Stefan Olsson Serving													ToEg	StOl
													1	5
27	28	29	30	31										
Game 7: Tom Egberink Serving													ToEg	StOl
													1	6
32	33	34	35	36	37	38	39							

2nd Set

Game 1: Stefan Olsson Serving													ToEg	StOl
													1	0
40	41	42	43	44	45									
Game 2: Tom Egberink Serving													ToEg	StOl
													2	0
46	47	48	49	50	51	52	53	54	55	56	57	58	59	
Game 3: Stefan Olsson Serving													ToEg	StOl
													2	1
60	61	62	63	64	65	66	67							



Scorecard
スコアカード

Game 4: Tom Egberink Serving

																				ToEg	StOI	☀
68	69	70	71	72																2	2	

Game 5: Stefan Olsson Serving

																				ToEg	StOI	☀
73	74	75	76	77	78	79	80													3	2	

Game 6: Tom Egberink Serving

																				ToEg	StOI	☀
81	82	83	84	85	86															3	3	

Game 7: Stefan Olsson Serving

																				ToEg	StOI	☀
87	88	89	90	91	92															4	3	

Game 8: Tom Egberink Serving

																				ToEg	StOI	
93	94	95	96	97																5	3	

Game 9: Stefan Olsson Serving

																				ToEg	StOI	
98	99	100	101	102	103															5	4	

Game 10: Tom Egberink Serving

																				ToEg	StOI	☀
104	105	106	107																	5	5	

Game 11: Stefan Olsson Serving

																				ToEg	StOI	
108	109	110	111	112																5	6	

Game 12: Tom Egberink Serving

																				ToEg	StOI	
113	114	115	116	117	118															6	6	

TB - Tom Egberink

																				ToEg	StOI	
120	121	124	125	128	129															7	6	

TB - Stefan Olsson

																				ToEg	StOI	
119	122	123	126	127																(7)	(4)	

3rd Set

Game 1: Tom Egberink Serving

																				ToEg	StOI	
130	131	132	133	134	135															1	0	

Game 2: Stefan Olsson Serving

																				ToEg	StOI	
136	137	138	139	140	141															1	1	

Game 3: Tom Egberink Serving

																				ToEg	StOI	
142	143	144	145	146	147															2	1	



Match Statistics

試合統計

W	CAVERZASCHI Daniel (13)	ESP	6	6
	GERARD Joachim (3)	BEL	3	4
Match duration: 1h41min			44min	57min

Court 2

Chair Umpire: ANDERSON Ben (GBR)

CAVERZASCHI Daniel (13)				GERARD Joachim (3)				
1 st Set	2 nd Set	3 rd Set	Total		1 st Set	2 nd Set	3 rd Set	Total
0	0		0	Total aces	0	0		0
1	2		3	Double faults	0	1		1
0	0		0	Service winners	0	0		0
17/31	24/37		41/68	1st serve	17/24	24/34		41/58
(55%)	(65%)		(60%)		(71%)	(71%)		(71%)
0	0		0	Aces on 1st serve	0	0		0
10/17	16/24		26/41	Points won on 1st serve	7/17	11/24		18/41
(59%)	(67%)		(63%)		(41%)	(46%)		(44%)
13/14	11/13		24/27	2nd Serve	7/7	9/10		16/17
(93%)	(85%)		(89%)		(100%)	(90%)		(94%)
0	0		0	Aces on 2nd Serve	0	0		0
5/14	4/13		9/27	Points won on 2nd serve	2/7	5/10		7/17
(36%)	(31%)		(33%)		(29%)	(50%)		(41%)
30	38		68	Total points won	25	33		58
15/24	18/34		33/58	Receiving points won	16/31	17/37		33/68
(63%)	(53%)		(57%)		(52%)	(46%)		(49%)
4/6	3/5		7/11	Break point conversions	2/2	2/4		4/6
(67%)	(60%)		(64%)		(100%)	(50%)		(67%)
5	4		9	Forehand winners	10	10		20
1	3		4	Backhand winners	1	2		3
9	14		23	Forced errors	9	21		30
5	7		12	Unforced errors	13	10		23
2/3	1/2		3/5	Net points won	3/9	4/11		7/20
(67%)	(50%)		(60%)		(33%)	(36%)		(35%)

	1 st Set						2 nd Set												
CAVERZASCHI Daniel (13)	*1	*1	1	*1	2	*3	4	*5	6	*1	2	*2	2	*3	4	*4	4	*5	6
GERARD Joachim (3)	0	1	*2	3	*3	3	*3	3	*3	0	*0	1	*2	2	*2	3	*4	4	*4

Note:
Total winners is the sum of total aces, service winners, forehand winners and backhand winners.

Legend:
W Winner * Server



Scorecard

スコアカード

W	CAVERZASCHI Daniel (13)	ESP	6	6
	GERARD Joachim (3)	BEL	3	4
Match duration: 1h41min			44min	57min

Court	Court 2	Scoring Rule	Three tie-break sets
Chair Umpire	ANDERSON Ben (GBR)	Match Code	MS306
Started	17:25	Finished	19:07

1st Set

Game	Serving	DaCa	JoGe
Game 1	Joachim Gerard	1	0
Game 2	Daniel Caverzaschi	1	1
Game 3	Joachim Gerard	1	2
Game 4	Daniel Caverzaschi	1	3
Game 5	Joachim Gerard	2	3
Game 6	Daniel Caverzaschi	3	3
Game 7	Joachim Gerard	4	3
Game 8	Daniel Caverzaschi	5	3
Game 9	Joachim Gerard	6	3

2nd Set

Game	Serving	DaCa	JoGe
Game 1	Daniel Caverzaschi	1	0



Scorecard

スコアカード

Game 2: Joachim Gerard Serving

														DaCa	JoGe	
														2	0	☀
63	64	65	66	67												

Game 3: Daniel Caverzaschi Serving

														DaCa	JoGe	
														2	1	☀
68	69	70	71	72												

Game 4: Joachim Gerard Serving

														DaCa	JoGe	
														2	2	
73	74	75	76	77												

Game 5: Daniel Caverzaschi Serving

														DaCa	JoGe	
														3	2	
78	79	80	81	82												

Game 6: Joachim Gerard Serving

														DaCa	JoGe	
														4	2	☀
83	84	85	86	87	88	89	90	91	92	93	94					

Game 7: Daniel Caverzaschi Serving

														DaCa	JoGe	
														4	3	☀
95	96	97	98	99	100	101	102	103	104	105	106	107	108			

Game 8: Joachim Gerard Serving

														DaCa	JoGe	
														4	4	
109	110	111	112	113	114											

Game 9: Daniel Caverzaschi Serving

														DaCa	JoGe	
														5	4	
115	116	117	118	119	120	121	122									

Game 10: Joachim Gerard Serving

														DaCa	JoGe	
														6	4	☀
123	124	125	126	127	128											

Incidents Summary:

Code of Conduct Violation: 0

Time Violation: 0

Legend:					
	Winner		Double fault		Point to receiver - 2nd serve
	Ace - 1st serve		Point to receiver - 1st serve		Point to server - 1st serve
					Service Break



Match Statistics

試合統計

W	PEIFER Nicolas (7)	FRA	6	6
	MIKI Takuya (12)	JPN	2	3
Match duration: 1h21min			41min	40min

Court 9

Chair Umpire: BURKA Fernanda (ARG)

PEIFER Nicolas (7)				MIKI Takuya (12)				
1 st Set	2 nd Set	3 rd Set	Total		1 st Set	2 nd Set	3 rd Set	Total
0	0		0	Total aces	1	0		1
1	3		4	Double faults	4	4		8
0	0		0	Service winners	0	0		0
23/31	16/27		39/58	1st serve	21/29	14/24		35/53
(74%)	(59%)		(67%)		(72%)	(58%)		(66%)
0	0		0	Aces on 1st serve	1	0		1
13/23	10/16		23/39	Points won on 1st serve	8/21	5/14		13/35
(57%)	(63%)		(59%)		(38%)	(36%)		(37%)
7/8	8/11		15/19	2nd Serve	4/8	6/10		10/18
(88%)	(73%)		(79%)		(50%)	(60%)		(56%)
0	0		0	Aces on 2nd Serve	0	0		0
3/8	3/11		6/19	Points won on 2nd serve	1/8	2/10		3/18
(38%)	(27%)		(32%)		(13%)	(20%)		(17%)
36	30		66	Total points won	24	21		45
20/29	17/24		37/53	Receiving points won	15/31	14/27		29/58
(69%)	(71%)		(70%)		(48%)	(52%)		(50%)
4/7	4/4		8/11	Break point conversions	2/6	3/4		5/10
(57%)	(100%)		(73%)		(33%)	(75%)		(50%)
8	7		15	Forehand winners	8	4		12
4	5		9	Backhand winners	4	1		5
10	11		21	Forced errors	12	10		22
1	5		6	Unforced errors	12	8		20
1/3	0/0		1/3	Net points won	2/4	0/1		2/5
(33%)	(0%)		(33%)		(50%)	(0%)		(40%)

	1 st Set						2 nd Set					
	*1	2*2	3*4	5*5	6		*1	2*2	3*3	4*4	5*6	
PEIFER Nicolas (7)												
MIKI Takuya (12)	0*	0	1*	1*	2*		0*	0	1*	2*	3*3	

Note:
Total winners is the sum of total aces, service winners, forehand winners and backhand winners.

Legend:
W Winner * Server



Scorecard

スコアカード

W	PEIFER Nicolas (7)	FRA	6	6
	MIKI Takuya (12)	JPN	2	3
Match duration: 1h21min			41min	40min

Court	Court 9	Scoring Rule	Three tie-break sets
Chair Umpire	BURKA Fernanda (ARG)	Match Code	MS307
Started	17:20	Finished	18:42

1st Set

Game 1: Nicolas Peifer Serving														NiPe	TaMi
														1	0
1	2	3	4	5											
Game 2: Takuya Miki Serving														NiPe	TaMi
														2	0
6	7	8	9	10											
Game 3: Nicolas Peifer Serving														NiPe	TaMi
														2	1
11	12	13	14	15	16	17	18								
Game 4: Takuya Miki Serving														NiPe	TaMi
														3	1
19	20	21	22	23	24										
Game 5: Nicolas Peifer Serving														NiPe	TaMi
														4	1
25	26	27	28	29	30	31	32	33	34						
Game 6: Takuya Miki Serving														NiPe	TaMi
														5	1
35	36	37	38												
Game 7: Nicolas Peifer Serving														NiPe	TaMi
														5	2
39	40	41	42	43	44	45	46								
Game 8: Takuya Miki Serving														NiPe	TaMi
														6	2
47	48	49	50	51	52	53	54	55	56	57	58	59	60		

2nd Set

Game 1: Nicolas Peifer Serving														NiPe	TaMi
														1	0
61	62	63	64	65											
Game 2: Takuya Miki Serving														NiPe	TaMi
														2	0
66	67	68	69	70											



Scorecard

スコアカード

Game 3: Nicolas Peifer Serving														NiPe	TaMi	
														2	1	
71	72	73	74	75	76											
Game 4: Takuya Miki Serving														NiPe	TaMi	
														3	1	
77	78	79	80	81	82											
Game 5: Nicolas Peifer Serving														NiPe	TaMi	
														3	2	
83	84	85	86	87												
Game 6: Takuya Miki Serving														NiPe	TaMi	
														4	2	
88	89	90	91	92	93	94	95									
Game 7: Nicolas Peifer Serving														NiPe	TaMi	
														4	3	
96	97	98	99	100	101											
Game 8: Takuya Miki Serving														NiPe	TaMi	
														5	3	
102	103	104	105	106												
Game 9: Nicolas Peifer Serving														NiPe	TaMi	
														6	3	
107	108	109	110	111												

Incidents Summary:

Code of Conduct Violation: 0
Time Violation: 0

Legend:					
	Winner		Double fault		Point to receiver - 2nd serve
	Ace - 1st serve		Point to receiver - 1st serve		Point to server - 2nd serve
			Point to server - 1st serve		Service Break



Match Statistics

試合統計

	SPAARGAREN Ruben (16)	NED	1	6	3
W	HEWETT Alfie (2)	GBR	6	2	6
Match duration: 1h55min			38min	34min	43min

Court 4

Chair Umpire: LOUHOS Harri (FIN)

SPAARGAREN Ruben (16)				HEWETT Alfie (2)				
1 st Set	2 nd Set	3 rd Set	Total		1 st Set	2 nd Set	3 rd Set	Total
1	0	0	1	Total aces	0	0	0	0
2	1	2	5	Double faults	3	4	3	10
0	0	0	0	Service winners	0	0	0	0
12/29	14/20	13/22	39/71	1st serve	14/24	14/21	29/41	57/86
(41%)	(70%)	(59%)	(55%)		(58%)	(67%)	(71%)	(66%)
0	0	0	0	Aces on 1st serve	0	0	0	0
6/12	6/14	8/13	20/39	Points won on 1st serve	9/14	4/14	21/29	34/57
(50%)	(43%)	(62%)	(51%)		(64%)	(29%)	(72%)	(60%)
15/17	5/6	7/9	27/32	2nd Serve	7/10	3/7	9/12	19/29
(88%)	(83%)	(78%)	(84%)		(70%)	(43%)	(75%)	(66%)
1	0	0	1	Aces on 2nd Serve	0	0	0	0
6/17	4/6	4/9	14/32	Points won on 2nd serve	6/10	0/7	5/12	11/29
(35%)	(67%)	(44%)	(44%)		(60%)	(0%)	(42%)	(38%)
21	27	27	75	Total points won	32	14	36	82
9/24	17/21	15/41	41/86	Receiving points won	17/29	10/20	10/22	37/71
(38%)	(81%)	(37%)	(48%)		(59%)	(50%)	(45%)	(52%)
0/2	4/4	0/4	4/10	Break point conversions	3/5	2/3	1/1	6/9
(0%)	(100%)	(0%)	(40%)		(60%)	(67%)	(100%)	(67%)
3	5	6	14	Forehand winners	9	3	5	17
1	3	4	8	Backhand winners	1	0	4	5
12	7	20	39	Forced errors	11	10	10	31
10	4	7	21	Unforced errors	5	9	7	21
1/2	0/2	1/1	2/5	Net points won	3/5	1/1	1/2	5/8
(50%)	(0%)	(100%)	(40%)		(60%)	(100%)	(50%)	(63%)

	1 st Set				2 nd Set					3 rd Set				
SPAARGAREN Ruben (16)	*1	1*1	1*1	1*1	1*2	3*3	4*4	5*6	0*1	1*2	2*3	3*3	3	
HEWETT Alfie (2)	0*1	2*3	4*5	6	*0	0*0	1*1	2*2	2	*1	1*2	2*3	3*4	5*6

Note:

Total winners is the sum of total aces, service winners, forehand winners and backhand winners.

Legend:

W Winner * Server



Scorecard スコアカード

	SPAARGAREN Ruben (16)	NED	1	6	3
W	HEWETT Alfie (2)	GBR	6	2	6
Match duration: 1h55min			38min	34min	43min

Court	Court 4	Scoring Rule	Three tie-break sets
Chair Umpire	LOUHOS Harri (FIN)	Match Code	MS308
Started	17:23	Finished	19:19

1st Set

Game	Serving	RuSp	AlHe
Game 1	Ruben Spaargaren	1	0
Game 2	Alfie Hewett	1	1
Game 3	Ruben Spaargaren	1	2
Game 4	Alfie Hewett	1	3
Game 5	Ruben Spaargaren	1	4
Game 6	Alfie Hewett	1	5
Game 7	Ruben Spaargaren	1	6

2nd Set

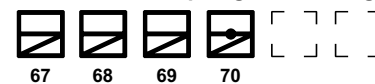
Game	Serving	RuSp	AlHe
Game 1	Alfie Hewett	1	0
Game 2	Ruben Spaargaren	2	0
Game 3	Alfie Hewett	3	0



Scorecard

スコアカード

Game 4: Ruben Spaargaren Serving

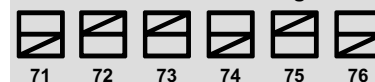


RuSp AIHe

3 1



Game 5: Alfie Hewett Serving



RuSp AIHe

4 1



Game 6: Ruben Spaargaren Serving



RuSp AIHe

4 2



Game 7: Alfie Hewett Serving



RuSp AIHe

5 2



Game 8: Ruben Spaargaren Serving



RuSp AIHe

6 2

3rd Set

Game 1: Alfie Hewett Serving



RuSp AIHe

0 1

Game 2: Ruben Spaargaren Serving



RuSp AIHe

1 1

Game 3: Alfie Hewett Serving



RuSp AIHe

1 2

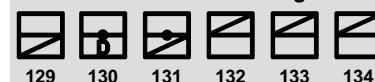
Game 4: Ruben Spaargaren Serving



RuSp AIHe

2 2

Game 5: Alfie Hewett Serving



RuSp AIHe

2 3

Game 6: Ruben Spaargaren Serving



RuSp AIHe

3 3

Game 7: Alfie Hewett Serving



RuSp AIHe

3 4

Game 8: Ruben Spaargaren Serving



RuSp AIHe

3 5



Game 9: Alfie Hewett Serving



RuSp AIHe

3 6



Ariake Tennis Park

有明テニスの森

MON 30 AUG 2021

Wheelchair Tennis

車いすテニス

Men's Singles

男子シングルス

Third Round

3回戦



Scorecard

スコアカード

Incidents Summary:

Code of Conduct Violation: 0

Time Violation: 0

Legend:							
W	Winner		Ace - 2nd serve		Double fault		Point to receiver - 2nd serve
	Point to server - 2nd serve		Point to receiver - 1st serve		Point to server - 1st serve		Service Break



Match Statistics

試合統計

W	KUNIEDA Shingo (1)	JPN	7	6
	HOUDET Stephane (6)	FRA	6 (7)	3
Match duration: 2h18min			87min	51min

Centre Court

Chair Umpire: ANDERSON Ben (GBR)

KUNIEDA Shingo (1)				HOUDET Stephane (6)				
1 st Set	2 nd Set	3 rd Set	Total		1 st Set	2 nd Set	3 rd Set	Total
1	0		1	Total aces	1	2		3
0	1		1	Double faults	3	5		8
1	1		2	Service winners	0	0		0
29/45	19/25		48/70	1st serve	42/63	15/29		57/92
(64%)	(76%)		(69%)		(67%)	(52%)		(62%)
1	0		1	Aces on 1st serve	1	2		3
18/29	12/19		30/48	Points won on 1st serve	24/42	9/15		33/57
(62%)	(63%)		(63%)		(57%)	(60%)		(58%)
16/16	5/6		21/22	2nd Serve	18/21	9/14		27/35
(100%)	(83%)		(95%)		(86%)	(64%)		(77%)
0	0		0	Aces on 2nd Serve	0	0		0
7/16	0/6		7/22	Points won on 2nd serve	8/21	1/14		9/35
(44%)	(0%)		(32%)		(38%)	(7%)		(26%)
56	31		87	Total points won	52	23		75
31/63	19/29		50/92	Receiving points won	20/45	13/25		33/70
(49%)	(66%)		(54%)		(44%)	(52%)		(47%)
3/8	4/7		7/15	Break point conversions	3/7	2/2		5/9
(38%)	(57%)		(47%)		(43%)	(100%)		(56%)
14	14		28	Forehand winners	17	6		23
9	5		14	Backhand winners	5	6		11
19	4		23	Forced errors	20	4		24
10	5		15	Unforced errors	11	7		18
5/10	3/4		8/14	Net points won	7/9	2/3		9/12
(50%)	(75%)		(57%)		(78%)	(67%)		(75%)

	1 st Set							2 nd Set					
KUNIEDA Shingo (1)	*0	1*1	1*2	2*2	3*4	5*6	6	7	1*2	3*3	4*4	4*5	6
HOUDET Stephane (6)	1*1	2*3	3*4	5*5	5*5	5*6	6(7)		*0	0*0	1*1	2*3	3*3

Note:

Total winners is the sum of total aces, service winners, forehand winners and backhand winners.

Legend:

W Winner * Server



Scorecard

スコアカード

W	KUNIEDA Shingo (1)	JPN	7	6
	HOUDET Stephane (6)	FRA	6 (7)	3
Match duration: 2h18min			87min	51min

Court	Centre Court	Scoring Rule	Three tie-break sets
Chair Umpire	ANDERSON Ben (GBR)	Match Code	MS401
Started	11:10	Finished	13:29

1st Set

Game 1: Shingo Kunieda Serving														ShKu	StHo	
														0	1	☀
1	2	3	4	5	6											
Game 2: Stephane Houdet Serving														ShKu	StHo	
														1	1	☀
7	8	9	10	11	12	13	14	15	16	17	18	19	20			
Game 3: Shingo Kunieda Serving														ShKu	StHo	
														1	2	☀
21	22	23	24													
Game 4: Stephane Houdet Serving														ShKu	StHo	
														1	3	
25	26	27	28	29	30											
Game 5: Shingo Kunieda Serving														ShKu	StHo	
														2	3	
31	32	33	34	35	36	37	38									
Game 6: Stephane Houdet Serving														ShKu	StHo	
														2	4	
39	40	41	42	43	44	45	46	47	48							
Game 7: Shingo Kunieda Serving														ShKu	StHo	
														2	5	☀
49	50	51	52	53	54	55	56	57	58							
Game 8: Stephane Houdet Serving														ShKu	StHo	
														3	5	☀
59	60	61	62	63	64	65	66									
Game 9: Shingo Kunieda Serving														ShKu	StHo	
														4	5	
67	68	69	70													
Game 10: Stephane Houdet Serving														ShKu	StHo	
														5	5	☀
71	72	73	74	75												
Game 11: Shingo Kunieda Serving														ShKu	StHo	
														6	5	
76	77	78	79	80												



Scorecard

スコアカード

Game 12: Stephane Houdet Serving

												ShKu	StHo
												6	6
81	82	83	84	85	86	87	88	89	90	91	92		

TB - Shingo Kunieda

												ShKu	StHo		
												7	6		
93			96	97			100	101		104	105		108		

TB - Stephane Houdet

												ShKu	StHo		
												(9)	(7)		
	94	95			98	99			102	103		106	107		

2nd Set

Game 1: Stephane Houdet Serving

												ShKu	StHo			
												1	0			
109	110	111	112	113												

Game 2: Shingo Kunieda Serving

												ShKu	StHo			
												2	0			
114	115	116	117	118	119											

Game 3: Stephane Houdet Serving

												ShKu	StHo			
												3	0			
120	121	122	123	124												

Game 4: Shingo Kunieda Serving

												ShKu	StHo			
												3	1			
125	126	127	128	129												

Game 5: Stephane Houdet Serving

												ShKu	StHo			
												4	1			
130	131	132	133	134												

Game 6: Shingo Kunieda Serving

												ShKu	StHo			
												4	2			
135	136	137	138	139	140	141	142									

Game 7: Stephane Houdet Serving

												ShKu	StHo			
												4	3			
143	144	145	146	147	148											

Game 8: Shingo Kunieda Serving

												ShKu	StHo			
												5	3			
149	150	151	152	153	154											

Game 9: Stephane Houdet Serving

												ShKu	StHo			
												6	3			
155	156	157	158	159	160	161	162									

Incidents Summary:

Code of Conduct Violation: 0
Time Violation: 0



Ariake Tennis Park

有明テニスの森

WED 1 SEP 2021

Wheelchair Tennis

車いすテニス

Men's Singles

男子シングルス

Quarterfinals

準々決勝



Scorecard

スコアカード

Legend:							
TB	Tie-break	W	Winner		Double fault		Point to receiver - 2nd serve
	Point to server - 2nd serve		Ace - 1st serve		Point to receiver - 1st serve		Point to server - 1st serve
	Service Break						



Match Statistics

試合統計

	FERNANDEZ Gustavo (4)	ARG	5	6	1
W	REID Gordon (5)	GBR	7	3	6
Match duration: 2h30min			57min	53min	42min

Court 1

Chair Umpire: NILHAG Miranda (SWE)

FERNANDEZ Gustavo (4)				REID Gordon (5)				
1 st Set	2 nd Set	3 rd Set	Total		1 st Set	2 nd Set	3 rd Set	Total
0	1	0	1	Total aces	1	0	0	1
2	1	0	3	Double faults	0	3	0	3
0	0	0	0	Service winners	0	0	0	0
22/37	23/36	14/19	59/92	1st serve	30/37	15/30	19/27	64/94
(59%)	(64%)	(74%)	(64%)		(81%)	(50%)	(70%)	(68%)
0	1	0	1	Aces on 1st serve	1	0	0	1
9/22	11/23	4/14	24/59	Points won on 1st serve	17/30	5/15	12/19	34/64
(41%)	(48%)	(29%)	(41%)		(57%)	(33%)	(63%)	(53%)
13/15	12/13	5/5	30/33	2nd Serve	7/7	12/15	8/8	27/30
(87%)	(92%)	(100%)	(91%)		(100%)	(80%)	(100%)	(90%)
0	0	0	0	Aces on 2nd Serve	0	0	0	0
8/15	8/13	2/5	18/33	Points won on 2nd serve	3/7	8/15	3/8	14/30
(53%)	(62%)	(40%)	(55%)		(43%)	(53%)	(38%)	(47%)
34	36	18	88	Total points won	40	30	28	98
17/37	17/30	12/27	46/94	Receiving points won	20/37	17/36	13/19	50/92
(46%)	(57%)	(44%)	(49%)		(54%)	(47%)	(68%)	(54%)
3/6	3/6	1/2	7/14	Break point conversions	4/5	2/8	3/7	9/20
(50%)	(50%)	(50%)	(50%)		(80%)	(25%)	(43%)	(45%)
7	10	4	21	Forehand winners	9	10	7	26
11	8	3	22	Backhand winners	4	1	1	6
14	13	13	40	Forced errors	11	10	8	29
12	6	7	25	Unforced errors	5	7	3	15
2/5	2/6	0/3	4/14	Net points won	1/3	1/3	3/6	5/12
(40%)	(33%)	(0%)	(29%)		(33%)	(33%)	(50%)	(42%)

	1 st Set					2 nd Set					3 rd Set						
FERNANDEZ Gustavo (4)	*1	2*3	4*4	4*4	5*5	5*5	5	*1	1*2	3*3	4*4	5*6		1*1	1*1	1*1	1
REID Gordon (5)	0*0	0*0	1*2	3*3	4*5	6*7		0*1	1*1	2*2	3*3	3		*0	1*2	3*4	5*6

Note:

Total winners is the sum of total aces, service winners, forehand winners and backhand winners.

Legend:

W Winner * Server



Scorecard

スコアカード

	FERNANDEZ Gustavo (4)	ARG	5	6	1
W	REID Gordon (5)	GBR	7	3	6
Match duration: 2h29min			56min	54min	39min

Court	Court 1	Scoring Rule	Three tie-break sets
Chair Umpire	NILHAG Miranda (SWE)	Match Code	MS402
Started	11:11	Finished	13:41





1st Set

Game	Serving	GuFe	GoRe
Game 1	Gustavo Fernandez	1	0
Game 2	Gordon Reid	2	0
Game 3	Gustavo Fernandez	3	0
Game 4	Gordon Reid	4	0
Game 5	Gustavo Fernandez	4	1
Game 6	Gordon Reid	4	2
Game 7	Gustavo Fernandez	4	3
Game 8	Gordon Reid	5	3
Game 9	Gustavo Fernandez	5	4
Game 10	Gordon Reid	5	5
Game 11	Gustavo Fernandez	5	6














Scorecard スコアカード

Game 12: Gordon Reid Serving











																				
72	73	74	75																	
																			GuFe	GoRe
																			5	7

2nd Set











Game 1: Gustavo Fernandez Serving

																				
76	77	78	79	80	81	82	83	84	85											
																			GuFe	GoRe
																			1	0











Game 2: Gordon Reid Serving

																				
86	87	88	89	90	91	92	93													
																			GuFe	GoRe
																			1	1











Game 3: Gustavo Fernandez Serving

																				
94	95	96	97	98	99	100	101													
																			GuFe	GoRe
																			2	1











Game 4: Gordon Reid Serving

																				
102	103	104	105	106	107															
																			GuFe	GoRe
																			3	1











Game 5: Gustavo Fernandez Serving

																				
108	109	110	111	112																
																			GuFe	GoRe
																			3	2











Game 6: Gordon Reid Serving

																				
113	114	115	116	117	118	119	120													
																			GuFe	GoRe
																			4	2











Game 7: Gustavo Fernandez Serving

																				
121	122	123	124	125	126	127	128													
																			GuFe	GoRe
																			4	3

Game 8: Gordon Reid Serving











																				
129	130	131	132	133	134	135	136													
																			GuFe	GoRe
																			5	3

Game 9: Gustavo Fernandez Serving











																				
137	138	139	140	141																
																			GuFe	GoRe
																			6	3

3rd Set











Game 1: Gordon Reid Serving

																				
142	143	144	145	146																
																			GuFe	GoRe
																			1	0

Game 2: Gustavo Fernandez Serving

																				
147	148	149	150	151	152															
																			GuFe	GoRe
																			1	1

Game 3: Gordon Reid Serving

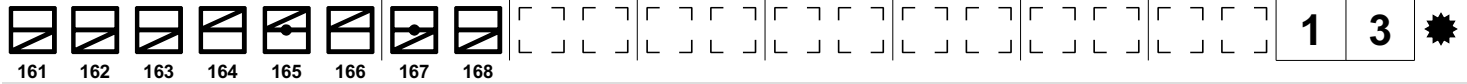
																				
153	154	155	156	157	158	159	160													
																			GuFe	GoRe
																			1	2



Scorecard

スコアカード

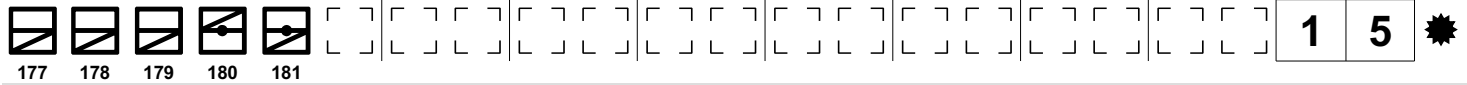
Game 4: Gustavo Fernandez Serving



Game 5: Gordon Reid Serving



Game 6: Gustavo Fernandez Serving











Game 7: Gordon Reid Serving



Incidents Summary:

Code of Conduct Violation: 0
Time Violation: 0

Legend:	 Winner	 Double fault	 Point to receiver - 2nd serve	 Point to server - 2nd serve
 Ace - 1st serve	 Point to receiver - 1st serve	 Point to server - 1st serve	 Service Break	



Match Statistics

試合統計

W	EGBERINK Tom (8)	NED	6	6
	CAVERZASCHI Daniel (13)	ESP	4	3
Match duration: 1h43min			54min	49min

Centre Court

Chair Umpire: ESTEVEZ Patricio (ARG)

EGBERINK Tom (8)				CAVERZASCHI Daniel (13)			
1 st Set	2 nd Set	3 rd Set	Total	1 st Set	2 nd Set	3 rd Set	Total
0	0		0	Total aces	0	0	0
2	2		4	Double faults	1	1	2
0	0		0	Service winners	0	0	0
19/33	16/37		35/70	1st serve	19/31	11/19	30/50
(58%)	(43%)		(50%)	Aces on 1st serve	(61%)	(58%)	(60%)
0	0		0	Points won on 1st serve	0	0	0
14/19	12/16		26/35	2nd Serve	13/19	3/11	16/30
(74%)	(75%)		(74%)	Aces on 2nd Serve	(68%)	(27%)	(53%)
12/14	19/21		31/35	Points won on 2nd serve	11/12	7/8	18/20
(86%)	(90%)		(89%)	Total points won	(92%)	(88%)	(90%)
0	0		0	Receiving points won	0	0	0
6/14	8/21		14/35	Break point conversions	5/12	3/8	8/20
(43%)	(38%)		(40%)		(42%)	(38%)	(40%)
33	33		66		31	23	54
13/31	13/19		26/50	Forehand winners	13/33	17/37	30/70
(42%)	(68%)		(52%)	Backhand winners	(39%)	(46%)	(43%)
2/4	3/3		5/7	Forced errors	1/4	2/5	3/9
(50%)	(100%)		(71%)	Unforced errors	(25%)	(40%)	(33%)
6	11		17	Net points won	4	5	9
2	0		2		3	0	3
7	7		14		12	13	25
17	11		28		13	9	22
7/15	5/6		12/21		3/5	0/1	3/6
(47%)	(83%)		(57%)		(60%)	(0%)	(50%)

	1 st Set					2 nd Set							
EGBERINK Tom (8)	*1	1*	2*	3*	4*	5*	6	*1	2*	3*	4*	5*	6*
CAVERZASCHI Daniel (13)	0*	1	2*	3*	4*	4*		0*	0*	1*	2*	3	3

Note:
Total winners is the sum of total aces, service winners, forehand winners and backhand winners.

Legend:
W Winner * Server



Scorecard

スコアカード

W	EGBERINK Tom (8)	NED	6	6
	CAVERZASCHI Daniel (13)	ESP	4	3
Match duration: 1h43min			54min	49min

Court	Centre Court	Scoring Rule	Three tie-break sets
Chair Umpire	ESTEVEZ Patricio (ARG)	Match Code	MS403
Started	18:11	Finished	19:54

1st Set

Game 1: Tom Egberink Serving														ToEg	DaCa	
															1	0
1	2	3	4	5	6	7	8	9	10							
Game 2: Daniel Caverzaschi Serving														ToEg	DaCa	
															1	1
11	12	13	14													
Game 3: Tom Egberink Serving														ToEg	DaCa	
															1	2
15	16	17	18	19												
Game 4: Daniel Caverzaschi Serving														ToEg	DaCa	
															2	2
20	21	22	23	24												
Game 5: Tom Egberink Serving														ToEg	DaCa	
															3	2
25	26	27	28	29	30	31	32									
Game 6: Daniel Caverzaschi Serving														ToEg	DaCa	
															3	3
33	34	35	36													
Game 7: Tom Egberink Serving														ToEg	DaCa	
															4	3
37	38	39	40													
Game 8: Daniel Caverzaschi Serving														ToEg	DaCa	
															4	4
41	42	43	44	45	46											
Game 9: Tom Egberink Serving														ToEg	DaCa	
															5	4
47	48	49	50	51	52											
Game 10: Daniel Caverzaschi Serving														ToEg	DaCa	
															6	4
53	54	55	56	57	58	59	60	61	62	63	64					

2nd Set



Scorecard

スコアカード

Game 1: Tom Egberink Serving														ToEg	DaCa
														1	0
65	66	67	68	69	70	71	72	73	74	75	76				
Game 2: Daniel Caverzaschi Serving														ToEg	DaCa
														2	0
77	78	79	80	81											
Game 3: Tom Egberink Serving														ToEg	DaCa
														3	0
82	83	84	85	86											
Game 4: Daniel Caverzaschi Serving														ToEg	DaCa
														4	0
87	88	89	90	91											
Game 5: Tom Egberink Serving														ToEg	DaCa
														4	1
92	93	94	95	96	97	98	99								
Game 6: Daniel Caverzaschi Serving														ToEg	DaCa
														5	1
100	101	102	103												
Game 7: Tom Egberink Serving														ToEg	DaCa
														5	2
104	105	106	107	108	109										
Game 8: Daniel Caverzaschi Serving														ToEg	DaCa
														5	3
110	111	112	113	114											
Game 9: Tom Egberink Serving														ToEg	DaCa
														6	3
115	116	117	118	119	120										

Incidents Summary:

Code of Conduct Violation: 0

Time Violation: 0

Legend:					
	Winner		Double fault		Point to receiver - 2nd serve
	Point to receiver - 1st serve		Point to server - 1st serve		Service Break
	Point to server - 2nd serve				



Match Statistics

試合統計

	PEIFER Nicolas (7)	FRA	3	4
W	HEWETT Alfie (2)	GBR	6	6
Match duration: 1h24min			41min	43min

Centre Court

Chair Umpire: RODRIGUEZ Pablo (ESP)

PEIFER Nicolas (7)				HEWETT Alfie (2)				
1 st Set	2 nd Set	3 rd Set	Total		1 st Set	2 nd Set	3 rd Set	Total
1	1		2	Total aces	0	1		1
3	1		4	Double faults	3	1		4
0	0		0	Service winners	0	0		0
18/37	23/35		41/72	1st serve	18/29	21/29		39/58
(49%)	(66%)		(57%)		(62%)	(72%)		(67%)
1	1		2	Aces on 1st serve	0	1		1
8/18	12/23		20/41	Points won on 1st serve	8/18	14/21		22/39
(44%)	(52%)		(49%)		(44%)	(67%)		(56%)
16/19	11/12		27/31	2nd Serve	8/11	7/8		15/19
(84%)	(92%)		(87%)		(73%)	(88%)		(79%)
0	0		0	Aces on 2nd Serve	0	0		0
5/19	6/12		11/31	Points won on 2nd serve	4/11	5/8		9/19
(26%)	(50%)		(35%)		(36%)	(63%)		(47%)
30	28		58	Total points won	36	36		72
17/29	10/29		27/58	Receiving points won	24/37	17/35		41/72
(59%)	(34%)		(47%)		(65%)	(49%)		(57%)
3/6	1/2		4/8	Break point conversions	5/10	2/6		7/16
(50%)	(50%)		(50%)		(50%)	(33%)		(44%)
6	5		11	Forehand winners	7	7		14
2	4		6	Backhand winners	8	5		13
10	13		23	Forced errors	10	9		19
11	10		21	Unforced errors	11	9		20
1/1	1/1		2/2	Net points won	3/5	1/4		4/9
(100%)	(100%)		(100%)		(60%)	(25%)		(44%)

	1 st Set					2 nd Set				
PEIFER Nicolas (7)	*0	1*1	2*2	3*3	3*3	0*0	0*1	2*3	3*4	4*4
HEWETT Alfie (2)	1*1	2*2	3*3	4*5	6	*1	2*3	3*3	3*4	4*5 6

Note:

Total winners is the sum of total aces, service winners, forehand winners and backhand winners.

Legend:

W Winner * Server



Scorecard

スコアカード

	PEIFER Nicolas (7)	FRA	3	4
W	HEWETT Alfie (2)	GBR	6	6
Match duration: 1h25min			41min	44min

Court	Centre Court	Scoring Rule	Three tie-break sets
Chair Umpire	RODRIGUEZ Pablo (ESP)	Match Code	MS404
Started	14:21	Finished	15:46

1st Set

Game 1: Nicolas Peifer Serving												NiPe	AlHe	
												0	1	☀
1	2	3	4	5	6	7	8	9	10	11	12			
Game 2: Alfie Hewett Serving												NiPe	AlHe	
												1	1	☀
13	14	15	16	17										
Game 3: Nicolas Peifer Serving												NiPe	AlHe	
												1	2	☀
18	19	20	21	22	23									
Game 4: Alfie Hewett Serving												NiPe	AlHe	
												2	2	☀
24	25	26	27	28	29	30	31	32	33					
Game 5: Nicolas Peifer Serving												NiPe	AlHe	
												2	3	☀
34	35	36	37	38	39									
Game 6: Alfie Hewett Serving												NiPe	AlHe	
												3	3	☀
40	41	42	43	44	45	46	47							
Game 7: Nicolas Peifer Serving												NiPe	AlHe	
												3	4	☀
48	49	50	51	52										
Game 8: Alfie Hewett Serving												NiPe	AlHe	
												3	5	
53	54	55	56	57	58									
Game 9: Nicolas Peifer Serving												NiPe	AlHe	
												3	6	☀
59	60	61	62	63	64	65	66							

2nd Set

Game 1: Alfie Hewett Serving												NiPe	AlHe	
												0	1	
67	68	69	70	71	72									




Scorecard

スコアカード

Game 2: Nicolas Peifer Serving



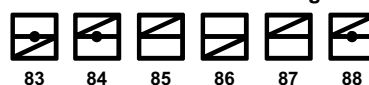
NiPe AIHe
0 2 

Game 3: Alfie Hewett Serving



NiPe AIHe
0 3


Game 4: Nicolas Peifer Serving



NiPe AIHe
1 3

Game 5: Alfie Hewett Serving



NiPe AIHe
2 3 

Game 6: Nicolas Peifer Serving



NiPe AIHe
3 3

Game 7: Alfie Hewett Serving



NiPe AIHe
3 4

Game 8: Nicolas Peifer Serving



NiPe AIHe
4 4


Game 9: Alfie Hewett Serving



NiPe AIHe
4 5

Game 10: Nicolas Peifer Serving




NiPe AIHe
4 6 

Incidents Summary:

Code of Conduct Violation: 0

Time Violation: 0

Legend:

W Winner		Ace - 2nd serve		Double fault		Point to receiver - 2nd serve
 Point to server - 2nd serve		Ace - 1st serve		Point to receiver - 1st serve		Point to server - 1st serve
 Service Break						



Match Statistics

試合統計

W	KUNIEDA Shingo (1)	JPN	6	6
	REID Gordon (5)	GBR	3	2
Match duration: 1h24min			44min	40min

Centre Court

Chair Umpire: ESTEVEZ Patricio (ARG)

KUNIEDA Shingo (1)				REID Gordon (5)				
1 st Set	2 nd Set	3 rd Set	Total		1 st Set	2 nd Set	3 rd Set	Total
0	0		0	Total aces	0	0		0
2	1		3	Double faults	0	2		2
0	0		0	Service winners	0	0		0
23/30	15/21		38/51	1st serve	11/21	15/23		26/44
(77%)	(71%)		(75%)		(52%)	(65%)		(59%)
0	0		0	Aces on 1st serve	0	0		0
14/23	8/15		22/38	Points won on 1st serve	2/11	6/15		8/26
(61%)	(53%)		(58%)		(18%)	(40%)		(31%)
5/7	5/6		10/13	2nd Serve	10/10	6/8		16/18
(71%)	(83%)		(77%)		(100%)	(75%)		(89%)
0	0		0	Aces on 2nd Serve	0	0		0
2/7	3/6		5/13	Points won on 2nd serve	5/10	1/8		6/18
(29%)	(50%)		(38%)		(50%)	(13%)		(33%)
30	27		57	Total points won	21	17		38
14/21	16/23		30/44	Receiving points won	14/30	10/21		24/51
(67%)	(70%)		(68%)		(47%)	(48%)		(47%)
3/3	4/4		7/7	Break point conversions	2/6	2/2		4/8
(100%)	(100%)		(100%)		(33%)	(100%)		(50%)
4	6		10	Forehand winners	5	7		12
6	4		10	Backhand winners	2	3		5
8	6		14	Forced errors	16	12		28
6	1		7	Unforced errors	4	5		9
1/2	3/3		4/5	Net points won	5/8	2/7		7/15
(50%)	(100%)		(80%)		(63%)	(29%)		(47%)

	1 st Set					2 nd Set											
KUNIEDA Shingo (1)	*0	0	*1	2	*2	3	*4	5	*6	1	*2	3	*3	4	*4	5	*6
REID Gordon (5)	1	*2	2	*2	3	*3	3	*3	3	*0	0	*0	1	*1	2	*2	2

Note:

Total winners is the sum of total aces, service winners, forehand winners and backhand winners.

Legend:

W Winner * Server



Scorecard

スコアカード

W	KUNIEDA Shingo (1)	JPN	6	6
	REID Gordon (5)	GBR	3	2
Match duration: 1h24min			44min	40min

Court	Centre Court	Scoring Rule	Three tie-break sets
Chair Umpire	ESTEVEZ Patricio (ARG)	Match Code	MS501
Started	13:30	Finished	14:55

1st Set

Game 1: Shingo Kunieda Serving													ShKu	GoRe	☀
1	2	3	4	5	6								0	1	
Game 2: Gordon Reid Serving													ShKu	GoRe	
7	8	9	10	11	12								0	2	
Game 3: Shingo Kunieda Serving													ShKu	GoRe	
13	14	15	16	17									1	2	
Game 4: Gordon Reid Serving													ShKu	GoRe	☀
18	19	20	21	22									2	2	
Game 5: Shingo Kunieda Serving													ShKu	GoRe	☀
23	24	25	26	27									2	3	
Game 6: Gordon Reid Serving													ShKu	GoRe	☀
28	29	30	31	32									3	3	
Game 7: Shingo Kunieda Serving													ShKu	GoRe	
33	34	35	36	37	38								4	3	
Game 8: Gordon Reid Serving													ShKu	GoRe	☀
39	40	41	42	43									5	3	
Game 9: Shingo Kunieda Serving													ShKu	GoRe	
44	45	46	47	48	49	50	51						6	3	

2nd Set

Game 1: Gordon Reid Serving													ShKu	GoRe	☀
52	53	54	55	56	57								1	0	



Scorecard

スコアカード

Game 2: Shingo Kunieda Serving

														ShKu	GoRe	
															2	0
58	59	60	61													

Game 3: Gordon Reid Serving

														ShKu	GoRe	
															3	0
62	63	64	65	66	67											

Game 4: Shingo Kunieda Serving

														ShKu	GoRe	
															3	1
68	69	70	71	72												

Game 5: Gordon Reid Serving

														ShKu	GoRe	
															4	1
73	74	75	76	77												

Game 6: Shingo Kunieda Serving

														ShKu	GoRe	
															4	2
78	79	80	81	82	83											

Game 7: Gordon Reid Serving

														ShKu	GoRe	
															5	2
84	85	86	87	88	89											

Game 8: Shingo Kunieda Serving

														ShKu	GoRe	
															6	2
90	91	92	93	94	95											

Incidents Summary:

Code of Conduct Violation: 0

Time Violation: 0

Legend:

	Winner		Point to receiver - 1st serve		Double fault		Point to receiver - 2nd serve		Point to server - 2nd serve
	Point to receiver - 1st serve		Point to server - 1st serve		Service Break				



Match Statistics

試合統計

W	EGBERINK Tom (8)	NED	6	7
	HEWETT Alfie (2)	GBR	4	6 (5)
Match duration: 1h54min			47min	67min

Centre Court

Chair Umpire: MROZINSKA Marta (POL)

EGBERINK Tom (8)				HEWETT Alfie (2)				
1 st Set	2 nd Set	3 rd Set	Total		1 st Set	2 nd Set	3 rd Set	Total
4	1		5	Total aces	0	0		0
2	1		3	Double faults	2	4		6
0	0		0	Service winners	0	0		0
21/35	13/34		34/69	1st serve	23/34	35/53		58/87
(60%)	(38%)		(49%)		(68%)	(66%)		(67%)
4	1		5	Aces on 1st serve	0	0		0
15/21	3/13		18/34	Points won on 1st serve	11/23	15/35		26/58
(71%)	(23%)		(53%)		(48%)	(43%)		(45%)
12/14	20/21		32/35	2nd Serve	9/11	14/18		23/29
(86%)	(95%)		(91%)		(82%)	(78%)		(79%)
0	0		0	Aces on 2nd Serve	0	0		0
3/14	7/21		10/35	Points won on 2nd serve	5/11	6/18		11/29
(21%)	(33%)		(29%)		(45%)	(33%)		(38%)
36	42		78	Total points won	33	45		78
18/34	32/53		50/87	Receiving points won	17/35	24/34		41/69
(53%)	(60%)		(57%)		(49%)	(71%)		(59%)
3/5	5/12		8/17	Break point conversions	2/5	5/6		7/11
(60%)	(42%)		(47%)		(40%)	(83%)		(64%)
7	10		17	Forehand winners	9	15		24
2	3		5	Backhand winners	4	7		11
10	12		22	Forced errors	16	9		25
10	11		21	Unforced errors	7	19		26
3/5	0/0		3/5	Net points won	4/11	0/2		4/13
(60%)	(0%)		(60%)		(36%)	(0%)		(31%)

	1 st Set						2 nd Set														
EGBERINK Tom (8)	1*	*1	1*	*1	2*	*3	4*	*5	5*	*6											
HEWETT Alfie (2)	*0	1*	*2	3*	*3	3*	*3	3*	*4	4	*0	*1	*2	*2	*3	*3	*4	*5	*5	6	6(5)

Note:

Total winners is the sum of total aces, service winners, forehand winners and backhand winners.

Legend:

W Winner * Server



Scorecard

スコアカード

W	EGBERINK Tom (8)	NED	6	7
	HEWETT Alfie (2)	GBR	4	6 (5)
Match duration: 1h54min			48min	66min

Court	Centre Court	Scoring Rule	Three tie-break sets
Chair Umpire	MROZINSKA Marta (POL)	Match Code	MS502
Started	15:20	Finished	17:14

1st Set

Game 1: Alfie Hewett Serving														ToEg	AIHe
														1	0
1	2	3	4	5											
Game 2: Tom Egberink Serving														ToEg	AIHe
														1	1
6	7	8	9	10											
Game 3: Alfie Hewett Serving														ToEg	AIHe
														1	2
11	12	13	14	15	16	17	18								
Game 4: Tom Egberink Serving														ToEg	AIHe
														1	3
19	20	21	22	23											
Game 5: Alfie Hewett Serving														ToEg	AIHe
														2	3
24	25	26	27	28	29	30	31	32	33						
Game 6: Tom Egberink Serving														ToEg	AIHe
														3	3
34	35	36	37	38	39	40	41	42	43						
Game 7: Alfie Hewett Serving														ToEg	AIHe
														4	3
44	45	46	47	48	49										
Game 8: Tom Egberink Serving														ToEg	AIHe
														5	3
50	51	52	53	54	55	56	57	58	59						
Game 9: Alfie Hewett Serving														ToEg	AIHe
														5	4
60	61	62	63	64											
Game 10: Tom Egberink Serving														ToEg	AIHe
														6	4
65	66	67	68	69											

2nd Set



Scorecard

スコアカード

Game 1: Alfie Hewett Serving														ToEg	AlHe			
														1	0			
70	71	72	73	74	75	76	77											
Game 2: Tom Egberink Serving														ToEg	AlHe			
														1	1			
78	79	80	81	82														
Game 3: Alfie Hewett Serving														ToEg	AlHe			
														2	1			
83	84	85	86	87	88													
Game 4: Tom Egberink Serving														ToEg	AlHe			
														2	2			
89	90	91	92															
Game 5: Alfie Hewett Serving														ToEg	AlHe			
																3	2	
93	94	95	96	97	98	99	100	101	102	103	104							
Game 6: Tom Egberink Serving														ToEg	AlHe			
														3	3			
105	106	107	108	109														
Game 7: Alfie Hewett Serving														ToEg	AlHe			
														4	3			
110	111	112	113	114	115	116	117											
Game 8: Tom Egberink Serving														ToEg	AlHe			
														5	3			
118	119	120	121	122														
Game 9: Alfie Hewett Serving														ToEg	AlHe			
														5	4			
123	124	125	126	127	128	129	130											
Game 10: Tom Egberink Serving														ToEg	AlHe			
														5	5			
131	132	133	134	135														
Game 11: Alfie Hewett Serving														ToEg	AlHe			
														6	5			
136	137	138	139	140														
Game 12: Tom Egberink Serving														ToEg	AlHe			
														6	6			
141	142	143	144															
TB - Tom Egberink														ToEg	AlHe			
														7	6			
146	147	150	151	154	155													
TB - Alfie Hewett														ToEg	AlHe			
														(7)	(5)			
145		148	149	152	153	156												



Ariake Tennis Park

有明テニスの森

THU 2 SEP 2021

Wheelchair Tennis

車いすテニス

Men's Singles

男子シングルス

Semifinals

準決勝



Scorecard

スコアカード

Incidents Summary:

Code of Conduct Violation: 0

Time Violation: 0

Legend:							
TB	Tie-break	W	Winner		Double fault		Point to receiver - 2nd serve
	Point to server - 2nd serve		Ace - 1st serve		Point to receiver - 1st serve		Point to server - 1st serve
	Service Break						



Match Statistics

試合統計

W	REID Gordon (5)	GBR	6	3	7
	HEWETT Alfie (2)	GBR	4	6	5
Match duration: 2h22min			44min	37min	61min

Centre Court

Chair Umpire: BORGHEI Adel (IRI)

REID Gordon (5)				HEWETT Alfie (2)				
1 st Set	2 nd Set	3 rd Set	Total		1 st Set	2 nd Set	3 rd Set	Total
2	0	2	4	Total aces	2	0	1	3
3	1	3	7	Double faults	2	1	2	5
0	0	0	0	Service winners	0	0	1	1
19/37	16/23	25/36	60/96	1st serve	19/32	13/27	36/45	68/104
(51%)	(70%)	(69%)	(63%)		(59%)	(48%)	(80%)	(65%)
2	0	2	4	Aces on 1st serve	2	0	1	3
14/19	10/16	18/25	42/60	Points won on 1st serve	12/19	11/13	22/36	45/68
(74%)	(63%)	(72%)	(70%)		(63%)	(85%)	(61%)	(66%)
15/18	6/7	8/11	29/36	2nd Serve	11/13	13/14	7/9	31/36
(83%)	(86%)	(73%)	(81%)		(85%)	(93%)	(78%)	(86%)
0	0	0	0	Aces on 2nd Serve	0	0	0	0
11/18	4/7	5/11	20/36	Points won on 2nd serve	8/13	9/14	3/9	20/36
(61%)	(57%)	(45%)	(56%)		(62%)	(64%)	(33%)	(56%)
37	21	43	101	Total points won	32	29	38	99
12/32	7/27	20/45	39/104	Receiving points won	12/37	9/23	13/36	34/96
(38%)	(26%)	(44%)	(38%)		(32%)	(39%)	(36%)	(35%)
1/2	0/0	2/6	3/8	Break point conversions	0/2	1/1	1/2	2/5
(50%)	(0%)	(33%)	(38%)		(0%)	(100%)	(50%)	(40%)
6	3	7	16	Forehand winners	4	5	14	23
2	2	2	6	Backhand winners	7	8	5	20
10	12	8	30	Forced errors	17	11	18	46
9	4	9	22	Unforced errors	10	5	14	29
4/8	4/4	8/11	16/23	Net points won	2/6	6/9	6/10	14/25
(50%)	(100%)	(73%)	(70%)		(33%)	(67%)	(60%)	(56%)

	1 st Set					2 nd Set					3 rd Set																																																		
REID Gordon (5)	0	*1	1	*2	2	*3	3	*4	4	*5	5	*6	6	*7	7	*8	8	*9	9	*10	10	*11	11	*12	12	*13	13	*14	14	*15	15	*16	16	*17	17	*18	18	*19	19	*20	20	*21	21	*22	22	*23	23	*24	24	*25	25	*26	26	*27	27	*28	28	*29	29	*30	30
HEWETT Alfie (2)	*1	1	*2	2	*3	3	*4	4	*5	5	*6	6	*7	7	*8	8	*9	9	*10	10	*11	11	*12	12	*13	13	*14	14	*15	15	*16	16	*17	17	*18	18	*19	19	*20	20	*21	21	*22	22	*23	23	*24	24	*25	25	*26	26	*27	27	*28	28	*29	29	*30	30	

Note:

Total winners is the sum of total aces, service winners, forehand winners and backhand winners.

Legend:

W Winner * Server



Scorecard

スコアカード

W	REID Gordon (5)	GBR	6	3	7
	HEWETT Alfie (2)	GBR	4	6	5
Match duration: 2h22min			44min	37min	61min

Court	Centre Court	Scoring Rule	Three tie-break sets
Chair Umpire	BORGHEI Adel (IRI)	Match Code	MS602
Started	17:45	Finished	20:08

1st Set

Game	Serving	GoRe	AlHe
Game 1	Alfie Hewett	0	1
Game 2	Gordon Reid	1	1
Game 3	Alfie Hewett	1	2
Game 4	Gordon Reid	2	2
Game 5	Alfie Hewett	2	3
Game 6	Gordon Reid	3	3
Game 7	Alfie Hewett	3	4
Game 8	Gordon Reid	4	4
Game 9	Alfie Hewett	5	4
Game 10	Gordon Reid	6	4

2nd Set



Scorecard

スコアカード

Game 1: Alfie Hewett Serving														GoRe	AlHe		
																0	1
70	71	72	73	74													
Game 2: Gordon Reid Serving														GoRe	AlHe		
75	76	77	78	79	80												
Game 3: Alfie Hewett Serving														GoRe	AlHe		
81	82	83	84	85													
Game 4: Gordon Reid Serving														GoRe	AlHe		
86	87	88	89														
Game 5: Alfie Hewett Serving														GoRe	AlHe		
90	91	92	93	94	95												
Game 6: Gordon Reid Serving														GoRe	AlHe		
96	97	98	99	100													
Game 7: Alfie Hewett Serving														GoRe	AlHe		
101	102	103	104	105													
Game 8: Gordon Reid Serving														GoRe	AlHe		
106	107	108	109	110	111	112	113										
Game 9: Alfie Hewett Serving														GoRe	AlHe		
114	115	116	117	118	119												
3rd Set																	
Game 1: Gordon Reid Serving														GoRe	AlHe		
120	121	122	123														
Game 2: Alfie Hewett Serving														GoRe	AlHe		
124	125	126	127	128													
Game 3: Gordon Reid Serving														GoRe	AlHe		
129	130	131	132	133	134												
Game 4: Alfie Hewett Serving														GoRe	AlHe		
135	136	137	138	139	140	141	142	143	144								
Game 5: Gordon Reid Serving														GoRe	AlHe		
145	146	147	148	149	150												



Scorecard

スコアカード

Game 6: Alfie Hewett Serving

														GoRe	AlHe	
															4	2
151	152	153	154	155												

Game 7: Gordon Reid Serving

														GoRe	AlHe	
															5	2
156	157	158	159	160	161											

Game 8: Alfie Hewett Serving

														GoRe	AlHe	
															5	3
162	163	164	165	166												

Game 9: Gordon Reid Serving

														GoRe	AlHe	
															5	4
167	168	169	170	171	172											

Game 10: Alfie Hewett Serving

														GoRe	AlHe	
															5	5
173	174	175	176	177	178											

Game 11: Gordon Reid Serving

														GoRe	AlHe	
															6	5
179	180	181	182	183	184	185	186									

Game 12: Alfie Hewett Serving

														GoRe	AlHe	
															7	5
187	188	189	190	191	192	193	194	195	196	197	198	199	200			

Incidents Summary:

Code of Conduct Violation: 0

Time Violation: 0

Legend:

Winner	Double fault	Point to receiver - 2nd serve	Point to server - 2nd serve
Ace - 1st serve	Point to receiver - 1st serve	Point to server - 1st serve	Service Break



Match Statistics

試合統計

W	KUNIEDA Shingo (1)	JPN	6	6
	EGBERINK Tom (8)	NED	1	2
Match duration: 1h18min			30min	48min

Centre Court

Chair Umpire: RODRIGUEZ Pablo (ESP)

KUNIEDA Shingo (1)				EGBERINK Tom (8)			
1 st Set	2 nd Set	3 rd Set	Total	1 st Set	2 nd Set	3 rd Set	Total
0	0		0	Total aces	0	3	3
1	0		1	Double faults	3	4	7
0	0		0	Service winners	0	0	0
20/24	24/27		44/51	1st serve	10/18	16/34	26/52
(83%)	(89%)		(86%)	Aces on 1st serve	(56%)	(47%)	(50%)
0	0		0	Points won on 1st serve	4/10	10/16	14/26
14/20	16/24		30/44	2nd Serve	(40%)	(63%)	(54%)
(70%)	(67%)		(68%)	Aces on 2nd Serve	5/8	14/18	19/26
3/4	3/3		6/7	Points won on 2nd serve	(63%)	(78%)	(73%)
(75%)	(100%)		(86%)	Total points won	13	25	38
0	0		0	Receiving points won	8/24	9/27	17/51
2/4	2/3		4/7	Break point conversions	(33%)	(33%)	(33%)
(50%)	(67%)		(57%)		1/1	0/0	1/1
29	36		65		(100%)	(0%)	(100%)
13/18	18/34		31/52	Forehand winners	3	8	11
(72%)	(53%)		(60%)	Backhand winners	2	4	6
3/4	2/6		5/10	Forced errors	11	9	20
(75%)	(33%)		(50%)	Unforced errors	13	14	27
2	10		12	Net points won	3/9	3/10	6/19
3	3		6		(33%)	(30%)	(32%)
4	5		9				
4	5		9				
5/6	6/12		11/18				
(83%)	(50%)		(61%)				

	1 st Set					2 nd Set							
KUNIEDA Shingo (1)	*0	1	*2	3	*4	5	*6	1	*2	3	*4	5	*6
EGBERINK Tom (8)	1	*1	1	*1	1	*1	1	*1	1	*1	1	*2	2

Note:

Total winners is the sum of total aces, service winners, forehand winners and backhand winners.

Legend:

W Winner * Server



Scorecard

スコアカード

W	KUNIEDA Shingo (1)	JPN	6	6
	EGBERINK Tom (8)	NED	1	2
Match duration: 1h18min			31min	47min

Court	Centre Court	Scoring Rule	Three tie-break sets
Chair Umpire	RODRIGUEZ Pablo (ESP)	Match Code	MS601
Started	20:33	Finished	21:52

1st Set

Game 1: Shingo Kunieda Serving													ShKu	ToEg	☀
1	2	3	4	5	6	7	8							0	
Game 2: Tom Egberink Serving													ShKu	ToEg	☀
9	10	11	12	13	14	15	16							1	
Game 3: Shingo Kunieda Serving													ShKu	ToEg	
17	18	19	20	21	22	23	24							2	
Game 4: Tom Egberink Serving													ShKu	ToEg	☀
25	26	27	28	29										3	
Game 5: Shingo Kunieda Serving													ShKu	ToEg	
30	31	32	33											4	
Game 6: Tom Egberink Serving													ShKu	ToEg	☀
34	35	36	37	38										5	
Game 7: Shingo Kunieda Serving													ShKu	ToEg	
39	40	41	42											6	

2nd Set

Game 1: Tom Egberink Serving													ShKu	ToEg	☀
43	44	45	46											1	
Game 2: Shingo Kunieda Serving													ShKu	ToEg	
47	48	49	50	51										2	
Game 3: Tom Egberink Serving													ShKu	ToEg	
52	53	54	55	56	57									2	



Scorecard

スコアカード

Game 4: Shingo Kunieda Serving

														ShKu	ToEg	
															3	1
58	59	60	61	62	63	64	65									

Game 5: Tom Egberink Serving

														ShKu	ToEg	
															4	1
66	67	68	69	70	71	72	73	74	75	76	77	78	79			

Game 6: Shingo Kunieda Serving

														ShKu	ToEg	
															5	1
80	81	82	83	84	85											

Game 7: Tom Egberink Serving

														ShKu	ToEg	
															5	2
86	87	88	89	90	91	92	93	94	95							

Game 8: Shingo Kunieda Serving

														ShKu	ToEg	
															6	2
96	97	98	99	100	101	102	103									

Incidents Summary:

Code of Conduct Violation: 0

Time Violation: 0

Legend:							
Winner	Double fault	Point to receiver - 2nd serve	Point to server - 2nd serve				
Ace - 1st serve	Point to receiver - 1st serve	Point to server - 1st serve	Service Break				



Entry List by Event

種目ごとのエントリーリスト

As of WED 25 AUG 2021

Event Order	Ranking 23 AUG 2021	Name	NPC Code	Qualified Type	Seed
1	1	de GROOT Diede	NED		1
2	2	KAMIJI Yui	JPN		2
3	3	van KOOT Aniek	NED		3
4	4	WHILEY Jordanne	GBR		4
5	5	OHTANI Momoko	JPN		5
6	6	MONTJANE Kgothatso	RSA		6
7	7	ZHU Zhenzhen	CHN		7
8	8	MATHEWSON Dana	USA		8
9	9	BERNAL Angelica	COL		
10	10	CABRILLANA Macarena	CHI		
11	12	SHUKER Lucy	GBR		
12	13	LVOVA Viktoriia	RPC		
13	15	TANAKA Manami	JPN		
14	16	TAKAMURO Saki	JPN		
15	17	MORENO Maria Florencia	ARG		
16	20	HUANG Jinlian	CHN		
17	21	KRUGER Katharina	GER		
18	22	KHANTHASIT Sakhorn	THA		
19	23	HUANG Huimin	CHN		
20	25	BUOB Nalani	SUI		
21	26	WANG Ziyang	CHN		
22	27	KAISER Emmy	USA		
23	28	DUVAL Meirycoll	BRA		
24	30	MORCH Emmanuelle	FRA		
25	31	BARON Shelby	USA	BPC	
26	35	VENTER Mariska	RSA	BPC	
27	36	UN Busra	TUR	BPC	
28	37	BUBNOVA Liudmila	RPC	BPC	
29	38	FAIRBANK Charlotte	FRA	BPC	
30	45	CALDEIRA Ana	BRA	BPC	
31	64	AWANE Najwa	MAR	BPC	
32	177	MARTINEZ Johana	COL	BPC	

Legend:
BPC Bipartite Commission Place



Draw

ドロー

As of FRI 3 SEP 2021

Rank	1 st Round	Seed	NPC	2 nd Round	Quarterfinals	Semifinals	Final
1	de GROOT Diede	(1)	NED	de GROOT D (1)		Gold: de GROOT Diede	NED
10	CABRILLANA Macarena		CHI	6-1 6-0	de GROOT D (1)	Silver: KAMIJI Yui	JPN
20	HUANG Jinlian		CHN	HUANG J	6-0 6-2	Bronze: WHILEY Jordanne	GBR
27	KAISER Emmy		USA	6-1 6-1			
13	LVOVA Viktoriia		RPC	LVOVA V		de GROOT D (1)	
45	CALDEIRA Ana (BPC)		BRA	6-0 6-2	OHTANI M (5)	6-3 6-2	
35	VENTER Mariska (BPC)		RSA	OHTANI M (5)	7-5 6-1		
5	OHTANI Momoko	(5)	JPN	6-1 6-2			de GROOT D (1)
4	WHILEY Jordanne	(4)	GBR	WHILEY J (4)			6-4 6-2
9	BERNAL Angelica		COL	6-0 6-3	WHILEY J (4)		
15	TANAKA Manami		JPN	TANAKA M	6-1 6-0		
64	AWANE Najwa (BPC)		MAR	6-2 6-1	WHILEY J (4)		
23	HUANG Huimin		CHN	KHANTHASIT S	6-3 3-6 7-5		
22	KHANTHASIT Sakhorn		THA	6-2 6-4	MATHEWSON D (8)		
38	FAIRBANK Charlotte (BPC)		FRA	MATHEWSON D (8)	6-2 6-4		Gold Medal
8	MATHEWSON Dana	(8)	USA	6-0 6-3			de GROOT D (1)
6	MONTJANE Kgothatso	(6)	RSA	MONTJANE K (6)			6-3 7-6(1)
16	TAKAMURO Saki		JPN	6-2 6-1	WANG Z		
26	WANG Ziyang		CHN	WANG Z	6-2 6-3		
25	BUOB Nalani		SUI	6-1 6-0	van KOOT A (3)		
30	MORCH Emmanuelle		FRA	MORCH E	7-6(7) 2-6 6-2		
37	BUBNOVA Liudmila (BPC)		RPC	6-2 6-1	van KOOT A (3)		
21	KRUGER Katharina		GER	van KOOT A (3)	6-3 6-0		
3	van KOOT Aniek	(3)	NED	6-3 6-1			KAMIJI Y (2)
7	ZHU Zhenzhen	(7)	CHN	ZHU Z (7)			6-2 6-2
177	MARTINEZ Johana (BPC)		COL	6-0 6-0	ZHU Z (7)		
36	UN Busra (BPC)		TUR	SHUKER L	7-6(2) 6-2		
12	SHUKER Lucy		GBR	6-0 6-0	KAMIJI Y (2)		
31	BARON Shelby (BPC)		USA	DUVAL M	7-5 6-1		
28	DUVAL Meirycoll		BRA	6-4 6-4	KAMIJI Y (2)		
17	MORENO Maria Florencia		ARG	KAMIJI Y (2)	6-0 6-0		
2	KAMIJI Yui	(2)	JPN	6-0 6-1		WHILEY J (4)	Bronze Medal
							WHILEY J (4)
							6-4 6-7(7) 6-4
						van KOOT A (3)	

Note:
Ranking as of 23 AUG 2021.

Legend:
BPC Bipartite Commission Place



Match Statistics

試合統計

W	de GROOT Diede (1)	NED	6	6
	CABRILLANA Macarena	CHI	1	0
Match duration: 0h44min			23min	21min

Centre Court

Chair Umpire: NILHAG Miranda (SWE)

de GROOT Diede (1)				CABRILLANA Macarena				
1 st Set	2 nd Set	3 rd Set	Total		1 st Set	2 nd Set	3 rd Set	Total
2	0		2	Total aces	0	0		0
0	2		2	Double faults	0	1		1
0	0		0	Service winners	0	0		0
10/13	11/16		21/29	1st serve	19/25	7/13		26/38
(77%)	(69%)		(72%)		(76%)	(54%)		(68%)
1	0		1	Aces on 1st serve	0	0		0
9/10	10/11		19/21	Points won on 1st serve	7/19	0/7		7/26
(90%)	(91%)		(90%)		(37%)	(0%)		(27%)
3/3	3/5		6/8	2nd Serve	6/6	5/6		11/12
(100%)	(60%)		(75%)		(100%)	(83%)		(92%)
1	0		1	Aces on 2nd Serve	0	0		0
3/3	2/5		5/8	Points won on 2nd serve	2/6	1/6		3/12
(100%)	(40%)		(63%)		(33%)	(17%)		(25%)
28	24		52	Total points won	10	5		15
16/25	12/13		28/38	Receiving points won	1/13	4/16		5/29
(64%)	(92%)		(74%)		(8%)	(25%)		(17%)
3/4	3/3		6/7	Break point conversions	0/0	0/0		0/0
(75%)	(100%)		(86%)		(0%)	(0%)		(0%)
11	5		16	Forehand winners	1	0		1
4	2		6	Backhand winners	0	1		1
6	1		7	Forced errors	9	15		24
3	3		6	Unforced errors	2	2		4
2/3	0/0		2/3	Net points won	0/0	0/1		0/1
(67%)	(0%)		(67%)		(0%)	(0%)		(0%)

	1 st Set						2 nd Set						
de GROOT Diede (1)	0	*1	2	*3	4	*5	6	*1	2	*3	4	*5	6
CABRILLANA Macarena	*1	1	*1	1	*1	1	*1	0	*0	0	*0	0	*0

Note:
Total winners is the sum of total aces, service winners, forehand winners and backhand winners.

Legend:
W Winner * Server



































































Scorecard

スコアカード





























W	de GROOT Diede (1)	NED	6	6
	CABRILLANA Macarena	CHI	1	0
Match duration: 0h45min			23min	22min

Court	Centre Court	Scoring Rule	Three tie-break sets
Chair Umpire	NILHAG Miranda (SWE)	Match Code	WS101
Started	17:08	Finished	17:53

1st Set

Game 1: Macarena Cabrillana Serving		Dide	MaCa
			
1	2	3	4
			
5	6		
		0	1
Game 2: Diede de Groot Serving		Dide	MaCa
			
7	8	9	10
			
11			
		1	1
Game 3: Macarena Cabrillana Serving		Dide	MaCa
			
12	13	14	15
			
16			
		2	1
Game 4: Diede de Groot Serving		Dide	MaCa
			
17	18	19	20
			
		3	1
Game 5: Macarena Cabrillana Serving		Dide	MaCa
			
21	22	23	24
			
		4	1
Game 6: Diede de Groot Serving		Dide	MaCa
			
25	26	27	28
			
		5	1
Game 7: Macarena Cabrillana Serving		Dide	MaCa
			
29	30	31	32
			
			
33	34	35	36
			
37	38		
		6	1

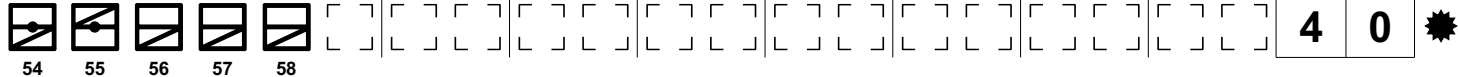
2nd Set

Game 1: Diede de Groot Serving		Dide	MaCa
			
39	40	41	42
			
43			
		1	0
Game 2: Macarena Cabrillana Serving		Dide	MaCa
			
44	45	46	47
			
		2	0
Game 3: Diede de Groot Serving		Dide	MaCa
			
48	49	50	51
			
			
52	53		
		3	0



Scorecard スコアカード

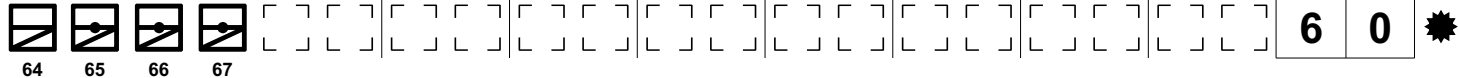
Game 4: Macarena Cabrillana Serving



Game 5: Diede de Groot Serving




Game 6: Macarena Cabrillana Serving



Incidents Summary:

Code of Conduct Violation: 0
Time Violation: 0

Legend:

	Winner		Ace - 2nd serve		Double fault		Point to receiver - 2nd serve
	Point to server - 2nd serve		Ace - 1st serve		Point to receiver - 1st serve		Point to server - 1st serve
	Service Break						



Match Statistics

試合統計

W	HUANG Jinlian	CHN	6	6
	KAISER Emmy	USA	1	1
Match duration: 0h41min			19min	22min

Court 8

Chair Umpire: ABDELAAL Hala (EGY)

HUANG Jinlian				KAISER Emmy			
1 st Set	2 nd Set	3 rd Set	Total	1 st Set	2 nd Set	3 rd Set	Total
1	0		1	Total aces	0	0	0
0	2		2	Double faults	1	3	4
0	0		0	Service winners	0	0	0
14/18	13/20		27/38	1st serve	13/19	12/18	25/37
(78%)	(65%)		(71%)		(68%)	(67%)	(68%)
1	0		1	Aces on 1st serve	0	0	0
10/14	10/13		20/27	Points won on 1st serve	4/13	4/12	8/25
(71%)	(77%)		(74%)		(31%)	(33%)	(32%)
4/4	5/7		9/11	2nd Serve	5/6	3/6	8/12
(100%)	(71%)		(82%)		(83%)	(50%)	(67%)
0	0		0	Aces on 2nd Serve	0	0	0
3/4	4/7		7/11	Points won on 2nd serve	2/6	2/6	4/12
(75%)	(57%)		(64%)		(33%)	(33%)	(33%)
26	26		52	Total points won	11	12	23
13/19	12/18		25/37	Receiving points won	5/18	6/20	11/38
(68%)	(67%)		(68%)		(28%)	(30%)	(29%)
3/3	3/4		6/7	Break point conversions	0/0	1/1	1/1
(100%)	(75%)		(86%)		(0%)	(100%)	(100%)
4	8		12	Forehand winners	2	3	5
2	2		4	Backhand winners	3	2	5
3	4		7	Forced errors	13	12	25
3	3		6	Unforced errors	6	4	10
0/0	0/0		0/0	Net points won	0/1	0/0	0/1
(0%)	(0%)		(0%)		(0%)	(0%)	(0%)

	1 st Set						2 nd Set					
HUANG Jinlian	1*	2	3*	4	5*	6	*1	2*	3*	4	5*	6
KAISER Emmy	*0	0*	0*	1*	1*	1*	0*	1*	1*	1*	1*	1

Note:
Total winners is the sum of total aces, service winners, forehand winners and backhand winners.

Legend:
W Winner * Server



Scorecard

スコアカード

W	HUANG Jinlian	CHN	6	6
	KAISER Emmy	USA	1	1
Match duration: 0h41min			19min	22min

Court	Court 8	Scoring Rule	Three tie-break sets
Chair Umpire	ABDELAAL Hala (EGY)	Match Code	WS102
Started	18:57	Finished	19:38

1st Set

Game 1: Emmy Kaiser Serving													JiHu	EmKa	☀
1	2	3	4	5	6								1	0	
Game 2: Jinlian Huang Serving													JiHu	EmKa	
7	8	9	10	11									2	0	
Game 3: Emmy Kaiser Serving													JiHu	EmKa	☀
12	13	14	15										3	0	
Game 4: Jinlian Huang Serving													JiHu	EmKa	
16	17	18	19	20	21	22	23						4	0	
Game 5: Emmy Kaiser Serving													JiHu	EmKa	
24	25	26	27	28									4	1	
Game 6: Jinlian Huang Serving													JiHu	EmKa	
29	30	31	32	33									5	1	
Game 7: Emmy Kaiser Serving													JiHu	EmKa	☀
34	35	36	37										6	1	

2nd Set

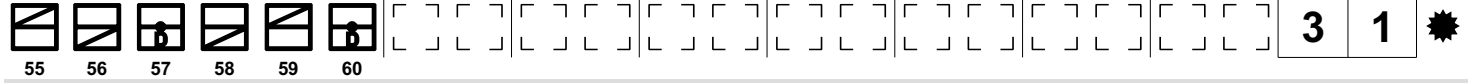
Game 1: Jinlian Huang Serving													JiHu	EmKa	
38	39	40	41	42									1	0	
Game 2: Emmy Kaiser Serving													JiHu	EmKa	☀
43	44	45	46	47	48								2	0	
Game 3: Jinlian Huang Serving													JiHu	EmKa	☀
49	50	51	52	53	54								2	1	




Scorecard

スコアカード

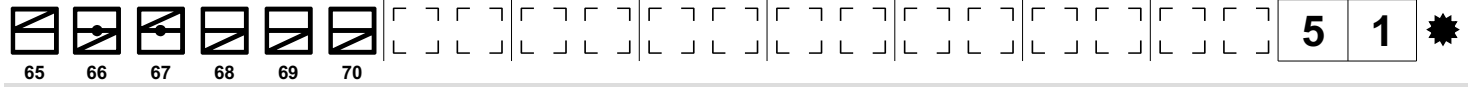
Game 4: Emmy Kaiser Serving




Game 5: Jinlian Huang Serving



Game 6: Emmy Kaiser Serving



Game 7: Jinlian Huang Serving



Incidents Summary:

Code of Conduct Violation: 0

Time Violation: 0

Legend:

W	Winner	☒	Double fault	☒	Point to receiver - 2nd serve	☒	Point to server - 2nd serve
☒	Point to receiver - 1st serve	☒	Point to server - 1st serve	☒	Service Break		



Match Statistics

試合統計

W	LVOVA Viktoriia	RPC	6	6
	CALDEIRA Ana (BPC)	BRA	0	2
Match duration: 0h49min			17min	32min

Court 9

Chair Umpire: GOSAVI Avanee (IND)

LVOVA Viktoriia				CALDEIRA Ana (BPC)			
1 st Set	2 nd Set	3 rd Set	Total	1 st Set	2 nd Set	3 rd Set	Total
1	1		2	Total aces	1	0	1
3	4		7	Double faults	4	7	11
0	0		0	Service winners	0	0	0
14/20	12/25		26/45	1st serve	6/14	11/30	17/44
(70%)	(48%)		(58%)		(43%)	(37%)	(39%)
1	0		1	Aces on 1st serve	0	0	0
12/14	8/12		20/26	Points won on 1st serve	1/6	6/11	7/17
(86%)	(67%)		(77%)		(17%)	(55%)	(41%)
3/6	9/13		12/19	2nd Serve	4/8	12/19	16/27
(50%)	(69%)		(63%)		(50%)	(63%)	(59%)
0	1		1	Aces on 2nd Serve	1	0	1
2/6	6/13		8/19	Points won on 2nd serve	1/8	6/19	7/27
(33%)	(46%)		(42%)		(13%)	(32%)	(26%)
26	32		58	Total points won	8	23	31
12/14	18/30		30/44	Receiving points won	6/20	11/25	17/45
(86%)	(60%)		(68%)		(30%)	(44%)	(38%)
3/4	3/8		6/12	Break point conversions	0/1	1/1	1/2
(75%)	(38%)		(50%)		(0%)	(100%)	(50%)
2	6		8	Forehand winners	0	1	1
3	2		5	Backhand winners	2	0	2
1	6		7	Forced errors	10	7	17
4	16		20	Unforced errors	10	16	26
0/0	0/0		0/0	Net points won	0/0	0/0	0/0
(0%)	(0%)		(0%)		(0%)	(0%)	(0%)

	1 st Set				2 nd Set								
LVOVA Viktoriia	1*	2	3*	4	5*	6	0*	1*	2	3*	4	5*	6
CALDEIRA Ana (BPC)	*0	0*	0*	0*	0	*1	2*	2*	2*	2*	2		

Note:

Total winners is the sum of total aces, service winners, forehand winners and backhand winners.

Legend:

BPC Bipartite Commission Place **W** Winner * Server



Scorecard

スコアカード

W	LVOVA Viktoriia	RPC	6	6
	CALDEIRA Ana (BPC)	BRA	0	2
Match duration: 0h49min			17min	32min

Court	Court 9	Scoring Rule	Three tie-break sets
Chair Umpire	GOSAVI Avanee (IND)	Match Code	WS103
Started	18:47	Finished	19:36

1st Set

Game 1: Ana Caldeira Serving													ViLv	AnCa	
													1	0	☀
1	2	3	4	5											
Game 2: Viktoriia Lvova Serving													ViLv	AnCa	
													2	0	
6	7	8	9	10	11	12	13	14	15						
Game 3: Ana Caldeira Serving													ViLv	AnCa	
													3	0	☀
16	17	18	19	20											
Game 4: Viktoriia Lvova Serving													ViLv	AnCa	
													4	0	
21	22	23	24												
Game 5: Ana Caldeira Serving													ViLv	AnCa	
													5	0	☀
25	26	27	28												
Game 6: Viktoriia Lvova Serving													ViLv	AnCa	
													6	0	
29	30	31	32	33	34										

2nd Set

Game 1: Ana Caldeira Serving													ViLv	AnCa	
													0	1	
35	36	37	38	39	40	41	42								
Game 2: Viktoriia Lvova Serving													ViLv	AnCa	
													0	2	☀
43	44	45	46	47											
Game 3: Ana Caldeira Serving													ViLv	AnCa	
													1	2	☀
48	49	50	51												
Game 4: Viktoriia Lvova Serving													ViLv	AnCa	
													2	2	
52	53	54	55	56	57										



Scorecard

スコアカード

Game 5: Ana Caldeira Serving

											ViLv	AnCa		
												3	2	
58	59	60	61	62	63	64	65	66	67					

Game 6: Viktoriia Lvova Serving

											ViLv	AnCa		
												4	2	
68	69	70	71	72	73	74	75							

Game 7: Ana Caldeira Serving

											ViLv	AnCa		
												5	2	
76	77	78	79	80	81	82	83							

Game 8: Viktoriia Lvova Serving

											ViLv	AnCa		
												6	2	
84	85	86	87	88	89									

Incidents Summary:

Code of Conduct Violation: 0

Time Violation: 0

Legend:							
	Bipartite Commission Place		Winner		Ace - 2nd serve		Double fault
	Point to receiver - 2nd serve		Point to server - 2nd serve		Ace - 1st serve		Point to receiver - 1st serve
	Point to server - 1st serve		Service Break				



Match Statistics

試合統計

	VENTER Mariska (BPC)	RSA	1	2
W	OHTANI Momoko (5)	JPN	6	6
Match duration: 0h53min			21min	32min

Court 1

Chair Umpire: YAN Bo (CHN)

VENTER Mariska (BPC)				OHTANI Momoko (5)				
1 st Set	2 nd Set	3 rd Set	Total		1 st Set	2 nd Set	3 rd Set	Total
0	0		0	Total aces	0	1		1
4	5		9	Double faults	4	2		6
0	0		0	Service winners	0	1		1
14/23	14/25		28/48	1st serve	11/18	12/23		23/41
(61%)	(56%)		(58%)		(61%)	(52%)		(56%)
0	0		0	Aces on 1st serve	0	1		1
5/14	5/14		10/28	Points won on 1st serve	8/11	7/12		15/23
(36%)	(36%)		(36%)		(73%)	(58%)		(65%)
5/9	6/11		11/20	2nd Serve	3/7	9/11		12/18
(56%)	(55%)		(55%)		(43%)	(82%)		(67%)
0	0		0	Aces on 2nd Serve	0	0		0
1/9	4/11		5/20	Points won on 2nd serve	2/7	6/11		8/18
(11%)	(36%)		(25%)		(29%)	(55%)		(44%)
14	19		33	Total points won	27	29		56
8/18	10/23		18/41	Receiving points won	17/23	16/25		33/48
(44%)	(43%)		(44%)		(74%)	(64%)		(69%)
1/4	1/2		2/6	Break point conversions	4/5	3/7		7/12
(25%)	(50%)		(33%)		(80%)	(43%)		(58%)
0	1		1	Forehand winners	7	9		16
4	3		7	Backhand winners	3	4		7
7	6		13	Forced errors	5	5		10
10	8		18	Unforced errors	5	10		15
0/2	0/0		0/2	Net points won	0/0	1/2		1/2
(0%)	(0%)		(0%)		(0%)	(50%)		(50%)

	1 st Set				2 nd Set			
VENTER Mariska (BPC)	*0	0*0	1*1	1*1	1*1	1*2	2*2	2*2
OHTANI Momoko (5)	1*2	3*3	4*5	6	*0	1*2	2*3	4*5

Note:
Total winners is the sum of total aces, service winners, forehand winners and backhand winners.

Legend:
BPC Bipartite Commission Place W Winner * Server



Scorecard

スコアカード

	VENTER Mariska (BPC)	RSA	1	2
W	OHTANI Momoko (5)	JPN	6	6
Match duration: 0h54min			22min	32min

Court	Court 1	Scoring Rule	Three tie-break sets
Chair Umpire	YAN Bo (CHN)	Match Code	WS104
Started	18:59	Finished	19:53

1st Set

Game 1: Mariska Venter Serving													MaVe	MoOh		
														0	1	☀
1	2	3	4	5	6	7	8									
Game 2: Momoko Ohtani Serving													MaVe	MoOh		
														0	2	
9	10	11	12	13												
Game 3: Mariska Venter Serving													MaVe	MoOh		
														0	3	☀
14	15	16	17													
Game 4: Momoko Ohtani Serving													MaVe	MoOh		
														1	3	☀
18	19	20	21	22												
Game 5: Mariska Venter Serving													MaVe	MoOh		
														1	4	☀
23	24	25	26	27	28											
Game 6: Momoko Ohtani Serving													MaVe	MoOh		
														1	5	
29	30	31	32	33	34	35	36									
Game 7: Mariska Venter Serving													MaVe	MoOh		
														1	6	☀
37	38	39	40	41												

2nd Set

Game 1: Momoko Ohtani Serving													MaVe	MoOh		
														1	0	☀
42	43	44	45	46												
Game 2: Mariska Venter Serving													MaVe	MoOh		
														1	1	☀
47	48	49	50	51												
Game 3: Momoko Ohtani Serving													MaVe	MoOh		
														1	2	
52	53	54	55	56	57											



Scorecard

スコアカード

Game 4: Mariska Venter Serving

														MaVe	MoOh	
															2	2
58	59	60	61	62	63	64	65									

Game 5: Momoko Ohtani Serving

														MaVe	MoOh	
															2	3
66	67	68	69	70	71											

Game 6: Mariska Venter Serving

														MaVe	MoOh	
															2	4
72	73	74	75													

Game 7: Momoko Ohtani Serving

														MaVe	MoOh	
															2	5
76	77	78	79	80	81											

Game 8: Mariska Venter Serving

														MaVe	MoOh	
															2	6
82	83	84	85	86	87	88	89									

Incidents Summary:

Code of Conduct Violation: 0
Time Violation: 0

Legend:

BPC	Bipartite Commission Place	W	Winner		Double fault		Point to receiver - 2nd serve
	Point to server - 2nd serve		Ace - 1st serve		Point to receiver - 1st serve		Point to server - 1st serve
	Service Break						



Match Statistics

試合統計

W	WHILEY Jordanne (4)	GBR	6	6
	BERNAL Angelica	COL	0	3
Match duration: 1h04min			17min	47min

Court 5

Chair Umpire: OTA Kinuka (JPN)

WHILEY Jordanne (4)				BERNAL Angelica				
1 st Set	2 nd Set	3 rd Set	Total		1 st Set	2 nd Set	3 rd Set	Total
2	1		3	Total aces	0	0		0
2	7		9	Double faults	2	5		7
1	0		1	Service winners	0	0		0
9/17	22/37		31/54	1st serve	6/13	16/32		22/45
(53%)	(59%)		(57%)		(46%)	(50%)		(49%)
2	1		3	Aces on 1st serve	0	0		0
8/9	17/22		25/31	Points won on 1st serve	1/6	9/16		10/22
(89%)	(77%)		(81%)		(17%)	(56%)		(45%)
6/8	8/15		14/23	2nd Serve	5/7	11/16		16/23
(75%)	(53%)		(61%)		(71%)	(69%)		(70%)
0	0		0	Aces on 2nd Serve	0	0		0
5/8	4/15		9/23	Points won on 2nd serve	0/7	5/16		5/23
(63%)	(27%)		(39%)		(0%)	(31%)		(22%)
25	39		64	Total points won	5	30		35
12/13	18/32		30/45	Receiving points won	4/17	16/37		20/54
(92%)	(56%)		(67%)		(24%)	(43%)		(37%)
3/3	3/5		6/8	Break point conversions	0/2	2/4		2/6
(100%)	(60%)		(75%)		(0%)	(50%)		(33%)
5	3		8	Forehand winners	1	4		5
3	6		9	Backhand winners	0	4		4
0	11		11	Forced errors	8	20		28
4	11		15	Unforced errors	6	9		15
0/0	1/1		1/1	Net points won	0/1	0/2		0/3
(0%)	(100%)		(100%)		(0%)	(0%)		(0%)

	1 st Set					2 nd Set								
WHILEY Jordanne (4)	*1	2	*3	4	*5	6	*0	1	*2	2	*3	4	*5	6
BERNAL Angelica	0	*0	0	*0	0	*0	1	*1	1	*2	3	*3	3	*3

Note:

Total winners is the sum of total aces, service winners, forehand winners and backhand winners.

Legend:

W Winner * Server



Scorecard

スコアカード

W	WHILEY Jordanne (4)	GBR	6	6
	BERNAL Angelica	COL	0	3
Match duration: 1h04min			18min	46min

Court	Court 5	Scoring Rule	Three tie-break sets
Chair Umpire	OTA Kinuka (JPN)	Match Code	WS105
Started	18:50	Finished	19:55

1st Set

Game 1: Jordanne Whiley Serving													JoWh	AnBe
													1	0
1	2	3	4	5										
Game 2: Angelica Bernal Serving													JoWh	AnBe
													2	0
6	7	8	9	10										
Game 3: Jordanne Whiley Serving													JoWh	AnBe
													3	0
11	12	13	14	15	16	17	18							
Game 4: Angelica Bernal Serving													JoWh	AnBe
													4	0
19	20	21	22											
Game 5: Jordanne Whiley Serving													JoWh	AnBe
													5	0
23	24	25	26											
Game 6: Angelica Bernal Serving													JoWh	AnBe
													6	0
27	28	29	30											















































































2nd Set

Game 1: Jordanne Whiley Serving													JoWh	AnBe
													0	1
31	32	33	34	35	36	37	38	39	40					
Game 2: Angelica Bernal Serving													JoWh	AnBe
													1	1
41	42	43	44	45	46	47	48							
Game 3: Jordanne Whiley Serving													JoWh	AnBe
													2	1
49	50	51	52	53	54	55	56	57	58	59	60			
Game 4: Angelica Bernal Serving													JoWh	AnBe
													2	2
61	62	63	64	65	66	67	68							











Scorecard

スコアカード

Game 5: Jordanne Whiley Serving														JoWh	AnBe		
															2	3	
69	70	71	72	73	74												
Game 6: Angelica Bernal Serving														JoWh	AnBe		
															3	3	
75	76	77	78	79	80												
Game 7: Jordanne Whiley Serving														JoWh	AnBe		
															4	3	
81	82	83	84	85													
Game 8: Angelica Bernal Serving														JoWh	AnBe		
															5	3	
86	87	88	89	90	91	92	93	94	95								
Game 9: Jordanne Whiley Serving														JoWh	AnBe		
															6	3	
96	97	98	99														

Incidents Summary:

Code of Conduct Violation: 0
Time Violation: 0

Legend:							
	Winner		Double fault		Point to receiver - 2nd serve		Point to server - 2nd serve
	Ace - 1st serve		Point to receiver - 1st serve		Point to server - 1st serve		Service Break



Match Statistics

試合統計

W	TANAKA Manami	JPN	6	6
	AWANE Najwa (BPC)	MAR	2	1
Match duration: 1h01min			29min	32min

Court 4

Chair Umpire: BURKA Fernanda (ARG)

TANAKA Manami				AWANE Najwa (BPC)			
1 st Set	2 nd Set	3 rd Set	Total	1 st Set	2 nd Set	3 rd Set	Total
0	1		1	Total aces	0	0	0
1	0		1	Double faults	3	1	4
0	0		0	Service winners	0	0	0
13/21	10/15		23/36	1st serve	16/26	18/25	34/51
(62%)	(67%)		(64%)		(62%)	(72%)	(67%)
0	1		1	Aces on 1st serve	0	0	0
6/13	7/10		13/23	Points won on 1st serve	6/16	9/18	15/34
(46%)	(70%)		(57%)		(38%)	(50%)	(44%)
7/8	5/5		12/13	2nd Serve	7/10	6/7	13/17
(88%)	(100%)		(92%)		(70%)	(86%)	(76%)
0	0		0	Aces on 2nd Serve	0	0	0
4/8	5/5		9/13	Points won on 2nd serve	2/10	1/7	3/17
(50%)	(100%)		(69%)		(20%)	(14%)	(18%)
28	27		55	Total points won	19	13	32
18/26	15/25		33/51	Receiving points won	11/21	3/15	14/36
(69%)	(60%)		(65%)		(52%)	(20%)	(39%)
4/5	3/5		7/10	Break point conversions	2/4	0/0	2/4
(80%)	(60%)		(70%)		(50%)	(0%)	(50%)
6	11		17	Forehand winners	4	1	5
6	4		10	Backhand winners	5	0	5
5	10		15	Forced errors	10	8	18
5	2		7	Unforced errors	6	3	9
0/1	2/3		2/4	Net points won	0/0	1/1	1/1
(0%)	(67%)		(50%)		(0%)	(100%)	(100%)

	1 st Set					2 nd Set				
TANAKA Manami	1*1	2*3	4*4	5*6		1*2	2*3	4*5	6	
AWANE Najwa (BPC)	*0	1*1	1*1	2*2	2	*0	0*1	1*1	1*1	

Note:
Total winners is the sum of total aces, service winners, forehand winners and backhand winners.

Legend:
BPC Bipartite Commission Place W Winner * Server



Scorecard

スコアカード

W	TANAKA Manami	JPN	6	6
	AWANE Najwa (BPC)	MAR	2	1
Match duration: 1h01min			29min	32min

Court	Court 4	Scoring Rule	Three tie-break sets
Chair Umpire	BURKA Fernanda (ARG)	Match Code	WS106
Started	17:38	Finished	18:39

1st Set

Game 1: Najwa Awane Serving														MaTa	NaAw	
															1	0
1	2	3	4	5	6	7	8	9	10							
Game 2: Manami Tanaka Serving														MaTa	NaAw	
															1	1
11	12	13	14	15												
Game 3: Najwa Awane Serving														MaTa	NaAw	
															2	1
16	17	18	19	20												
Game 4: Manami Tanaka Serving														MaTa	NaAw	
															3	1
21	22	23	24	25	26											
Game 5: Najwa Awane Serving														MaTa	NaAw	
															4	1
27	28	29	30	31												
Game 6: Manami Tanaka Serving														MaTa	NaAw	
															4	2
32	33	34	35	36												
Game 7: Najwa Awane Serving														MaTa	NaAw	
															5	2
37	38	39	40	41	42											
Game 8: Manami Tanaka Serving														MaTa	NaAw	
															6	2
43	44	45	46	47												

2nd Set

Game 1: Najwa Awane Serving														MaTa	NaAw	
															1	0
48	49	50	51	52	53											
Game 2: Manami Tanaka Serving														MaTa	NaAw	
															2	0
54	55	56	57	58												



Scorecard

スコアカード

Game 3: Najwa Awane Serving

														MaTa	NaAw	
															2	1
59	60	61	62	63	64	65	66									

Game 4: Manami Tanaka Serving

														MaTa	NaAw	
															3	1
67	68	69	70	71												

Game 5: Najwa Awane Serving

														MaTa	NaAw	
															4	1
72	73	74	75	76												

Game 6: Manami Tanaka Serving

														MaTa	NaAw	
															5	1
77	78	79	80	81												

Game 7: Najwa Awane Serving

														MaTa	NaAw	
															6	1
82	83	84	85	86	87											

Incidents Summary:

Code of Conduct Violation: 0
Time Violation: 0

Legend:							
	Bipartite Commission Place		Winner		Double fault		Point to receiver - 2nd serve
	Point to server - 2nd serve		Ace - 1st serve		Point to receiver - 1st serve		Point to server - 1st serve
	Service Break						



Match Statistics

試合統計

	HUANG Huimin	CHN	2	4
W	KHANTHASIT Sakhorn	THA	6	6
Match duration: 1h15min			30min	45min

Court 6

Chair Umpire: MUSA Saidu (NGR)

HUANG Huimin				KHANTHASIT Sakhorn				
1 st Set	2 nd Set	3 rd Set	Total		1 st Set	2 nd Set	3 rd Set	Total
0	2		2	Total aces	0	0		0
1	3		4	Double faults	0	3		3
0	0		0	Service winners	0	0		0
19/25	22/29		41/54	1st serve	18/25	25/40		43/65
(76%)	(76%)		(76%)		(72%)	(63%)		(66%)
0	2		2	Aces on 1st serve	0	0		0
8/19	12/22		20/41	Points won on 1st serve	10/18	18/25		28/43
(42%)	(55%)		(49%)		(56%)	(72%)		(65%)
5/6	4/7		9/13	2nd Serve	7/7	12/15		19/22
(83%)	(57%)		(69%)		(100%)	(80%)		(86%)
0	0		0	Aces on 2nd Serve	0	0		0
3/6	3/7		6/13	Points won on 2nd serve	4/7	6/15		10/22
(50%)	(43%)		(46%)		(57%)	(40%)		(45%)
22	31		53	Total points won	28	38		66
11/25	16/40		27/65	Receiving points won	14/25	14/29		28/54
(44%)	(40%)		(42%)		(56%)	(48%)		(52%)
1/1	1/3		2/4	Break point conversions	3/4	2/3		5/7
(100%)	(33%)		(50%)		(75%)	(67%)		(71%)
7	3		10	Forehand winners	6	7		13
5	8		13	Backhand winners	0	3		3
16	22		38	Forced errors	7	14		21
6	6		12	Unforced errors	3	4		7
1/1	0/0		1/1	Net points won	0/0	0/0		0/0
(100%)	(0%)		(100%)		(0%)	(0%)		(0%)

	1 st Set					2 nd Set												
HUANG Huimin	0	*1	2	*2	2	*2	2	*2	2	*2								
KHANTHASIT Sakhorn	*1	1	*1	2	*3	4	*5	6	*1	1	*2	2	*2	2	*3	4	*5	6

Note:
Total winners is the sum of total aces, service winners, forehand winners and backhand winners.

Legend:
W Winner * Server



Scorecard

スコアカード

	HUANG Huimin	CHN	2	4
W	KHANTHASIT Sakhorn	THA	6	6
Match duration: 1h15min			30min	45min

Court	Court 6	Scoring Rule	Three tie-break sets
Chair Umpire	MUSA Saidu (NGR)	Match Code	WS107
Started	19:03	Finished	20:18

1st Set

Game	Serving	Game Score	HuHu	SaKh
Game 1	Sakhorn Khanthasit	0-1	0	1
Game 2	Huimin Huang	1-1	1	1
Game 3	Sakhorn Khanthasit	2-1	2	1
Game 4	Huimin Huang	2-2	2	2
Game 5	Sakhorn Khanthasit	2-3	2	3
Game 6	Huimin Huang	2-4	2	4
Game 7	Sakhorn Khanthasit	2-5	2	5
Game 8	Huimin Huang	2-6	2	6

2nd Set

Game	Serving	Game Score	HuHu	SaKh
Game 1	Sakhorn Khanthasit	0-1	0	1
Game 2	Huimin Huang	1-1	1	1



Scorecard

スコアカード

Game 3: Sakhorn Khanthasit Serving														HuHu	SaKh
														1	2
67	68	69	70	71	72	73	74								
Game 4: Huimin Huang Serving														HuHu	SaKh
														2	2
75	76	77	78	79	80										
Game 5: Sakhorn Khanthasit Serving														HuHu	SaKh
														3	2
81	82	83	84	85	86	87	88								
Game 6: Huimin Huang Serving														HuHu	SaKh
														4	2
89	90	91	92	93											
Game 7: Sakhorn Khanthasit Serving														HuHu	SaKh
														4	3
94	95	96	97												
Game 8: Huimin Huang Serving														HuHu	SaKh
														4	4
98	99	100	101												
Game 9: Sakhorn Khanthasit Serving														HuHu	SaKh
														4	5
102	103	104	105	106	107	108	109	110	111						
Game 10: Huimin Huang Serving														HuHu	SaKh
														4	6
112	113	114	115	116	117	118	119	120	121						

Incidents Summary:

Code of Conduct Violation: 0
Time Violation: 0

Legend:					
	Winner		Double fault		Point to receiver - 2nd serve
	Ace - 1st serve		Point to receiver - 1st serve		Point to server - 1st serve
					Service Break



Match Statistics

試合統計

	FAIRBANK Charlotte (BPC)	FRA	0	3
W	MATHEWSON Dana (8)	USA	6	6
Match duration: 1h03min			28min	35min

Court 7

Chair Umpire: ANDERSON Ben (GBR)

FAIRBANK Charlotte (BPC)				MATHEWSON Dana (8)				
1 st Set	2 nd Set	3 rd Set	Total		1 st Set	2 nd Set	3 rd Set	Total
0	0		0	Total aces	2	0		2
5	6		11	Double faults	1	3		4
0	1		1	Service winners	2	0		2
6/16	17/31		23/47	1st serve	16/28	12/21		28/49
(38%)	(55%)		(49%)		(57%)	(57%)		(57%)
0	0		0	Aces on 1st serve	2	0		2
2/6	8/17		10/23	Points won on 1st serve	11/16	7/12		18/28
(33%)	(47%)		(43%)		(69%)	(58%)		(64%)
5/10	8/14		13/24	2nd Serve	11/12	6/9		17/21
(50%)	(57%)		(54%)		(92%)	(67%)		(81%)
0	0		0	Aces on 2nd Serve	0	0		0
2/10	4/14		6/24	Points won on 2nd serve	6/12	4/9		10/21
(20%)	(29%)		(25%)		(50%)	(44%)		(48%)
15	22		37	Total points won	29	30		59
11/28	10/21		21/49	Receiving points won	12/16	19/31		31/47
(39%)	(48%)		(43%)		(75%)	(61%)		(66%)
0/1	2/2		2/3	Break point conversions	3/3	4/6		7/9
(0%)	(100%)		(67%)		(100%)	(67%)		(78%)
3	2		5	Forehand winners	4	5		9
0	2		2	Backhand winners	1	0		1
3	8		11	Forced errors	4	6		10
17	17		34	Unforced errors	8	11		19
1/2	0/1		1/3	Net points won	0/0	0/0		0/0
(50%)	(0%)		(33%)		(0%)	(0%)		(0%)

	1 st Set					2 nd Set							
FAIRBANK Charlotte (BPC)	*0	0	*0	0	*0	0	*0	0	*1	2	*2	3	*3
MATHEWSON Dana (8)	1	*2	3	*4	5	*6	1	*2	3	*4	4	*4	5

Note:

Total winners is the sum of total aces, service winners, forehand winners and backhand winners.

Legend:

BPC Bipartite Commission Place **W** Winner * Server



Scorecard

スコアカード

	FAIRBANK Charlotte (BPC)	FRA	0	3
W	MATHEWSON Dana (8)	USA	6	6
Match duration: 1h03min			28min	35min

Court	Court 7	Scoring Rule	Three tie-break sets
Chair Umpire	ANDERSON Ben (GBR)	Match Code	WS108
Started	18:58	Finished	20:01

1st Set

Game 1: Charlotte Fairbank Serving													ChFa	DaMa	0	1	☀
1	2	3	4	5	6												
Game 2: Dana Mathewson Serving													ChFa	DaMa	0	2	
7	8	9	10	11	12	13	14	15	16	17	18	19	20				
Game 3: Charlotte Fairbank Serving													ChFa	DaMa	0	3	☀
21	22	23	24	25	26												
Game 4: Dana Mathewson Serving													ChFa	DaMa	0	4	
27	28	29	30	31	32	33	34										
Game 5: Charlotte Fairbank Serving													ChFa	DaMa	0	5	☀
35	36	37	38														
Game 6: Dana Mathewson Serving													ChFa	DaMa	0	6	
39	40	41	42	43	44												

2nd Set

Game 1: Charlotte Fairbank Serving													ChFa	DaMa	0	1	☀
45	46	47	48	49													
Game 2: Dana Mathewson Serving													ChFa	DaMa	0	2	
50	51	52	53	54													
Game 3: Charlotte Fairbank Serving													ChFa	DaMa	0	3	☀
55	56	57	58	59	60	61	62										
Game 4: Dana Mathewson Serving													ChFa	DaMa	0	4	
63	64	65	66	67													



Scorecard

スコアカード

Game 5: Charlotte Fairbank Serving													ChFa	DaMa
													1	4
68	69	70	71	72	73									
Game 6: Dana Mathewson Serving													ChFa	DaMa
													2	4
74	75	76	77	78	79									
Game 7: Charlotte Fairbank Serving													ChFa	DaMa
													2	5
80	81	82	83	84	85									
Game 8: Dana Mathewson Serving													ChFa	DaMa
													3	5
86	87	88	89	90										
Game 9: Charlotte Fairbank Serving													ChFa	DaMa
													3	6
91	92	93	94	95	96									

Incidents Summary:

Code of Conduct Violation: 0
Time Violation: 0

Legend:							
	Bipartite Commission Place		Winner		Double fault		Point to receiver - 2nd serve
	Point to server - 2nd serve		Ace - 1st serve		Point to receiver - 1st serve		Point to server - 1st serve
	Service Break						



Match Statistics

試合統計

W	MONTJANE Kgothatso (6)	RSA	6	6
	TAKAMURO Saki	JPN	2	1
Match duration: 1h36min			46min	50min

Court 2

Chair Umpire: MUKHERJEE Abhishek (IND)

MONTJANE Kgothatso (6)				TAKAMURO Saki				
1 st Set	2 nd Set	3 rd Set	Total		1 st Set	2 nd Set	3 rd Set	Total
2	0		2	Total aces	3	0		3
4	0		4	Double faults	2	3		5
0	0		0	Service winners	0	0		0
18/34	18/24		36/58	1st serve	13/24	14/31		27/55
(53%)	(75%)		(62%)		(54%)	(45%)		(49%)
2	0		2	Aces on 1st serve	1	0		1
12/18	12/18		24/36	Points won on 1st serve	7/13	6/14		13/27
(67%)	(67%)		(67%)		(54%)	(43%)		(48%)
12/16	6/6		18/22	2nd Serve	9/11	14/17		23/28
(75%)	(100%)		(82%)		(82%)	(82%)		(82%)
0	0		0	Aces on 2nd Serve	2	0		2
9/16	3/6		12/22	Points won on 2nd serve	6/11	7/17		13/28
(56%)	(50%)		(55%)		(55%)	(41%)		(46%)
32	33		65	Total points won	26	22		48
11/24	18/31		29/55	Receiving points won	13/34	9/24		22/58
(46%)	(58%)		(53%)		(38%)	(38%)		(38%)
2/3	3/7		5/10	Break point conversions	0/1	0/1		0/2
(67%)	(43%)		(50%)		(0%)	(0%)		(0%)
3	4		7	Forehand winners	5	2		7
2	4		6	Backhand winners	1	2		3
8	10		18	Forced errors	15	13		28
9	8		17	Unforced errors	10	12		22
1/1	0/2		1/3	Net points won	0/1	1/1		1/2
(100%)	(0%)		(33%)		(0%)	(100%)		(50%)

	1 st Set					2 nd Set									
MONTJANE Kgothatso (6)	0	*1	2	*3	4	*5	5	*6	1	*2	3	*4	4	*5	6
TAKAMURO Saki	*1	1	*1	1	*1	1	*2	2	*0	0	*0	0	*1	1	*1

Note:

Total winners is the sum of total aces, service winners, forehand winners and backhand winners.

Legend:

W Winner * Server



Scorecard
スコアカード

W	MONTJANE Kgothatso (6)	RSA	6	6
	TAKAMURO Saki	JPN	2	1
Match duration: 1h37min			47min	50min

Court	Court 2	Scoring Rule	Three tie-break sets
Chair Umpire	MUKHERJEE Abhishek (IND)	Match Code	WS109
Started	19:03	Finished	20:41

1st Set

Game 1: Saki Takamuro Serving													KgMo	SaTa	
													0	1	
1	2	3	4	5											
Game 2: Kgothatso Montjane Serving													KgMo	SaTa	
													1	1	
6	7	8	9	10	11	12	13								
Game 3: Saki Takamuro Serving													KgMo	SaTa	
													2	1	
14	15	16	17	18	19	20	21								
Game 4: Kgothatso Montjane Serving													KgMo	SaTa	
													3	1	
22	23	24	25	26	27										
Game 5: Saki Takamuro Serving													KgMo	SaTa	
													4	1	
28	29	30	31	32	33										
Game 6: Kgothatso Montjane Serving													KgMo	SaTa	
													5	1	
34	35	36	37	38	39										
Game 7: Saki Takamuro Serving													KgMo	SaTa	
													5	2	
40	41	42	43	44											
Game 8: Kgothatso Montjane Serving													KgMo	SaTa	
														6	2
45	46	47	48	49	50	51	52	53	54	55	56	57	58		

2nd Set

Game 1: Saki Takamuro Serving													KgMo	SaTa
													1	0
59	60	61	62	63										
Game 2: Kgothatso Montjane Serving													KgMo	SaTa
													2	0
64	65	66	67	68	69									



Scorecard

スコアカード

Game 3: Saki Takamuro Serving														KgMo	SaTa		
															3	0	
70	71	72	73	74	75	76	77	78	79								
Game 4: Kgothatso Montjane Serving														KgMo	SaTa		
															4	0	
80	81	82	83	84	85	86	87										
Game 5: Saki Takamuro Serving														KgMo	SaTa		
															4	1	
88	89	90	91	92	93	94	95	96	97								
Game 6: Kgothatso Montjane Serving														KgMo	SaTa		
															5	1	
98	99	100	101	102	103	104	105	106	107								
Game 7: Saki Takamuro Serving														KgMo	SaTa		
															6	1	
108	109	110	111	112	113												

Incidents Summary:

Code of Conduct Violation: 0
Time Violation: 0

Legend:							
	Winner		Double fault		Point to receiver - 2nd serve		Point to server - 2nd serve
	Ace - 1st serve		Point to receiver - 1st serve		Point to server - 1st serve		Service Break



Match Statistics

試合統計

W	WANG Ziying	CHN	6	6
	BUOB Nalani	SUI	1	0
Match duration: 0h49min			26min	23min

Court 6

Chair Umpire: EDWARDS Fiona (GBR)

WANG Ziying				BUOB Nalani			
1 st Set	2 nd Set	3 rd Set	Total	1 st Set	2 nd Set	3 rd Set	Total
0	3		3	0	0		0
2	3		5	2	1		3
0	0		0	0	0		0
9/19	8/22		17/41	15/27	13/15		28/42
(47%)	(36%)		(41%)	(56%)	(87%)		(67%)
0	2		2	0	0		0
8/9	6/8		14/17	3/15	3/13		6/28
(89%)	(75%)		(82%)	(20%)	(23%)		(21%)
8/10	11/14		19/24	10/12	1/2		11/14
(80%)	(79%)		(79%)	(83%)	(50%)		(79%)
0	1		1	0	0		0
3/10	9/14		12/24	6/12	0/2		6/14
(30%)	(64%)		(50%)	(50%)	(0%)		(43%)
29	27		56	17	10		27
18/27	12/15		30/42	8/19	7/22		15/41
(67%)	(80%)		(71%)	(42%)	(32%)		(37%)
4/5	3/3		7/8	1/2	0/1		1/3
(80%)	(100%)		(88%)	(50%)	(0%)		(33%)
8	5		13	2	1		3
7	3		10	3	0		3
7	6		13	11	15		26
5	3		8	3	1		4
0/0	0/0		0/0	0/0	0/0		0/0
(0%)	(0%)		(0%)	(0%)	(0%)		(0%)
Total aces				0	0		0
Double faults				2	1		3
Service winners				0	0		0
1st serve				15/27	13/15		28/42
				(56%)	(87%)		(67%)
Aces on 1st serve				0	0		0
Points won on 1st serve				3/15	3/13		6/28
				(20%)	(23%)		(21%)
2nd Serve				10/12	1/2		11/14
				(83%)	(50%)		(79%)
Aces on 2nd Serve				0	0		0
Points won on 2nd serve				6/12	0/2		6/14
				(50%)	(0%)		(43%)
Total points won				17	10		27
Receiving points won				8/19	7/22		15/41
				(42%)	(32%)		(37%)
Break point conversions				1/2	0/1		1/3
				(50%)	(0%)		(33%)
Forehand winners				2	1		3
Backhand winners				3	0		3
Forced errors				11	15		26
Unforced errors				3	1		4
Net points won				0/0	0/0		0/0
				(0%)	(0%)		(0%)

	1 st Set						2 nd Set						
WANG Ziying	1	*2	3	*3	4	*5	6	*1	2	*3	4	*5	6
BUOB Nalani	*0	0	*0	1	*1	1	*1	0	*0	0	*0	0	*0

Note:
Total winners is the sum of total aces, service winners, forehand winners and backhand winners.

Legend:
W Winner * Server



Scorecard

スコアカード

W	WANG Ziyang	CHN	6	6
	BUOB Nalani	SUI	1	0
Match duration: 0h50min			26min	24min

Court	Court 6	Scoring Rule	Three tie-break sets
Chair Umpire	EDWARDS Fiona (GBR)	Match Code	WS110
Started	20:35	Finished	21:25

1st Set

Game 1: Nalani Buob Serving														ZiWa	NaBu		
															1	0	☀
1	2	3	4	5	6	7	8										
Game 2: Ziyang Wang Serving														ZiWa	NaBu		
															2	0	
9	10	11	12	13													
Game 3: Nalani Buob Serving														ZiWa	NaBu		
															3	0	☀
14	15	16	17	18													
Game 4: Ziyang Wang Serving														ZiWa	NaBu		
															3	1	☀
19	20	21	22	23	24	25	26										
Game 5: Nalani Buob Serving														ZiWa	NaBu		
															4	1	☀
27	28	29	30	31	32	33	34										
Game 6: Ziyang Wang Serving														ZiWa	NaBu		
															5	1	
35	36	37	38	39	40												
Game 7: Nalani Buob Serving														ZiWa	NaBu		
															6	1	☀
41	42	43	44	45	46												

2nd Set

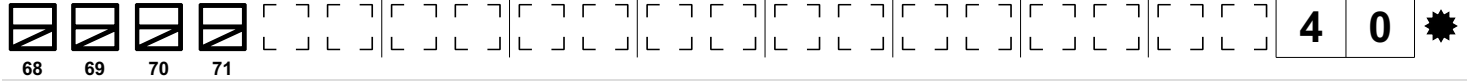
Game 1: Ziyang Wang Serving														ZiWa	NaBu		
															1	0	
47	48	49	50	51	52	53	54	55	56	57	58						
Game 2: Nalani Buob Serving														ZiWa	NaBu		
															2	0	☀
59	60	61	62	63													
Game 3: Ziyang Wang Serving														ZiWa	NaBu		
															3	0	
64	65	66	67														




Scorecard

スコアカード

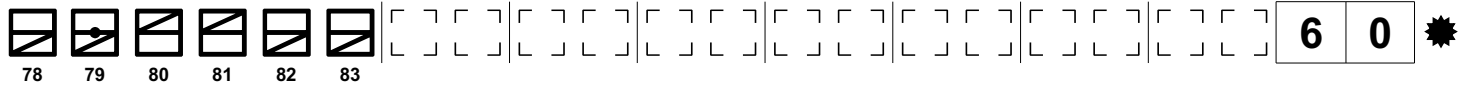
Game 4: Nalani Buob Serving



Game 5: Ziyang Wang Serving












Game 6: Nalani Buob Serving



Incidents Summary:

Code of Conduct Violation: 0

Time Violation: 0

Legend:							
	Winner		Ace - 2nd serve		Double fault		Point to receiver - 2nd serve
	Point to server - 2nd serve		Ace - 1st serve		Point to receiver - 1st serve		Point to server - 1st serve
	Service Break						



Match Statistics

試合統計

W	MORCH Emmanuelle	FRA	6	6
	BUBNOVA Liudmila (BPC)	RPC	2	1
Match duration: 1h08min			43min	25min

Court 3

Chair Umpire: LAKHDHAR Yassine (TUN)

MORCH Emmanuelle				BUBNOVA Liudmila (BPC)			
1 st Set	2 nd Set	3 rd Set	Total	1 st Set	2 nd Set	3 rd Set	Total
0	1		1	Total aces	0	1	1
8	0		8	Double faults	6	3	9
0	0		0	Service winners	0	0	0
17/31	14/23		31/54	1st serve	23/46	8/16	31/62
(55%)	(61%)		(57%)		(50%)	(50%)	(50%)
0	0		0	Aces on 1st serve	0	1	1
12/17	10/14		22/31	Points won on 1st serve	13/23	4/8	17/31
(71%)	(71%)		(71%)		(57%)	(50%)	(55%)
6/14	9/9		15/23	2nd Serve	17/23	5/8	22/31
(43%)	(100%)		(65%)		(74%)	(63%)	(71%)
0	1		1	Aces on 2nd Serve	0	0	0
4/14	6/9		10/23	Points won on 2nd serve	6/23	3/8	9/31
(29%)	(67%)		(43%)		(26%)	(38%)	(29%)
43	25		68	Total points won	34	14	48
27/46	9/16		36/62	Receiving points won	15/31	7/23	22/54
(59%)	(56%)		(58%)		(48%)	(30%)	(41%)
4/10	2/3		6/13	Break point conversions	2/3	0/0	2/3
(40%)	(67%)		(46%)		(67%)	(0%)	(67%)
8	6		14	Forehand winners	9	2	11
3	2		5	Backhand winners	3	6	9
11	5		16	Forced errors	15	10	25
11	0		11	Unforced errors	17	6	23
1/2	0/0		1/2	Net points won	1/1	1/1	2/2
(50%)	(0%)		(50%)		(100%)	(100%)	(100%)

	1 st Set						2 nd Set								
MORCH Emmanuelle	*1	2*	2	3*	3	4*	5	6	*1	1*	2	3*	4	5*	6
BUBNOVA Liudmila (BPC)	0*	0	1*	1*	2*	2*	2*	2*	0*	1	1*	1*	1*	1	1

Note:

Total winners is the sum of total aces, service winners, forehand winners and backhand winners.

Legend:

BPC Bipartite Commission Place **W** Winner * Server



Scorecard スコアカード

W	MORCH Emmanuelle	FRA	6	6
	BUBNOVA Liudmila (BPC)	RPC	2	1
Match duration: 1h09min			44min	25min

Court	Court 3	Scoring Rule	Three tie-break sets
Chair Umpire	LAKHDHAR Yassine (TUN)	Match Code	WS111
Started	18:48	Finished	19:57

1st Set

Game	Serving	EmMo	LiBu
Game 1	Emmanuelle Morch	1	0
Game 2	Liudmila Bubnova	2	0
Game 3	Emmanuelle Morch	2	1
Game 4	Liudmila Bubnova	3	1
Game 5	Emmanuelle Morch	3	2
Game 6	Liudmila Bubnova	4	2
Game 7	Emmanuelle Morch	5	2
Game 8	Liudmila Bubnova	6	2

2nd Set

Game	Serving	EmMo	LiBu
Game 1	Emmanuelle Morch	1	0
Game 2	Liudmila Bubnova	1	1



Scorecard

スコアカード

Game 3: Emmanuelle Morch Serving														EmMo	LiBu
														2	1
88	89	90	91	92	93										
Game 4: Liudmila Bubnova Serving														EmMo	LiBu
														3	1
94	95	96	97	98	99										
Game 5: Emmanuelle Morch Serving														EmMo	LiBu
														4	1
100	101	102	103	104	105										
Game 6: Liudmila Bubnova Serving														EmMo	LiBu
														5	1
106	107	108	109	110											
Game 7: Emmanuelle Morch Serving														EmMo	LiBu
														6	1
111	112	113	114	115	116										

Incidents Summary:

Code of Conduct Violation: 0
Time Violation: 0

Legend:							
	Bipartite Commission Place		Winner		Ace - 2nd serve		Double fault
	Point to receiver - 2nd serve		Point to server - 2nd serve		Ace - 1st serve		Point to receiver - 1st serve
	Point to server - 1st serve		Service Break				



Match Statistics

試合統計

	KRUGER Katharina	GER	3	1
W	van KOOT Aniek (3)	NED	6	6
Match duration: 1h08min			40min	28min

Court 6

Chair Umpire: EDWARDS Fiona (GBR)

KRUGER Katharina				van KOOT Aniek (3)				
1 st Set	2 nd Set	3 rd Set	Total		1 st Set	2 nd Set	3 rd Set	Total
0	0		0	Total aces	0	0		0
2	0		2	Double faults	2	0		2
0	0		0	Service winners	0	0		0
16/23	15/22		31/45	1st serve	38/44	11/13		49/57
(70%)	(68%)		(69%)		(86%)	(85%)		(86%)
0	0		0	Aces on 1st serve	0	0		0
6/16	5/15		11/31	Points won on 1st serve	19/38	10/11		29/49
(38%)	(33%)		(35%)		(50%)	(91%)		(59%)
5/7	7/7		12/14	2nd Serve	4/6	2/2		6/8
(71%)	(100%)		(86%)		(67%)	(100%)		(75%)
0	0		0	Aces on 2nd Serve	0	0		0
0/7	2/7		2/14	Points won on 2nd serve	2/6	2/2		4/8
(0%)	(29%)		(14%)		(33%)	(100%)		(50%)
29	8		37	Total points won	38	27		65
23/44	1/13		24/57	Receiving points won	17/23	15/22		32/45
(52%)	(8%)		(42%)		(74%)	(68%)		(71%)
3/7	0/0		3/7	Break point conversions	4/7	3/4		7/11
(43%)	(0%)		(43%)		(57%)	(75%)		(64%)
8	2		10	Forehand winners	7	7		14
2	0		2	Backhand winners	10	6		16
13	13		26	Forced errors	11	6		17
8	1		9	Unforced errors	8	0		8
0/0	0/0		0/0	Net points won	0/0	0/0		0/0
(0%)	(0%)		(0%)		(0%)	(0%)		(0%)

	1 st Set					2 nd Set				
KRUGER Katharina	1*	1*	1*	2*	3*	3	1*	1*	1*	1*
van KOOT Aniek (3)	*0	1*	2*	3*	4*	5*	6	0*	1*	2*

Note:

Total winners is the sum of total aces, service winners, forehand winners and backhand winners.

Legend:

W Winner * Server



Scorecard

スコアカード

	KRUGER Katharina	GER	3	1
W	van KOOT Aniek (3)	NED	6	6
Match duration: 1h09min			40min	29min

Court	Court 6	Scoring Rule	Three tie-break sets
Chair Umpire	EDWARDS Fiona (GBR)	Match Code	WS112
Started	17:36	Finished	18:45

1st Set

Game 1: Aniek van Koot Serving																KaKr	Anva	
																1	0	☀
1	2	3	4	5	6	7	8	9	10	11	12	13	14	15	16			
Game 2: Katharina Kruger Serving																KaKr	Anva	
																1	1	☀
17	18	19	20	21	22	23	24											
Game 3: Aniek van Koot Serving																KaKr	Anva	
																1	2	
25	26	27	28	29	30	31	32	33	34									
Game 4: Katharina Kruger Serving																KaKr	Anva	
																1	3	☀
35	36	37	38															
Game 5: Aniek van Koot Serving																KaKr	Anva	
																2	3	☀
39	40	41	42	43	44													
Game 6: Katharina Kruger Serving																KaKr	Anva	
																2	4	☀
45	46	47	48	49	50													
Game 7: Aniek van Koot Serving																KaKr	Anva	
																3	4	☀
51	52	53	54	55	56													
Game 8: Katharina Kruger Serving																KaKr	Anva	
																3	5	☀
57	58	59	60	61														
Game 9: Aniek van Koot Serving																KaKr	Anva	
																3	6	
62	63	64	65	66	67													

2nd Set

Game 1: Katharina Kruger Serving																KaKr	Anva	
																1	0	
68	69	70	71	72	73	74	75											



Scorecard スコアカード

Game 2: Aniek van Koot Serving

														KaKr	Anva	
															1	1
76	77	78	79													

Game 3: Katharina Kruger Serving

														KaKr	Anva	
															1	2
80	81	82	83	84												

Game 4: Aniek van Koot Serving

														KaKr	Anva	
															1	3
85	86	87	88													

Game 5: Katharina Kruger Serving

														KaKr	Anva	
															1	4
89	90	91	92	93												

Game 6: Aniek van Koot Serving

														KaKr	Anva	
															1	5
94	95	96	97	98	99											

Game 7: Katharina Kruger Serving

														KaKr	Anva	
															1	6
100	101	102	103													

Incidents Summary:

Code of Conduct Violation: 0
Time Violation: 0

Legend:					
	Winner		Double fault		Point to receiver - 2nd serve
	Point to receiver - 1st serve		Point to server - 1st serve		Service Break
	Point to server - 2nd serve				



Match Statistics

試合統計

W	ZHU Zhenzhen (7)	CHN	6	6
	MARTINEZ Johana (BPC)	COL	0	0
Match duration: 0h45min			22min	23min

Court 5

Chair Umpire: ZANON Emiliano (GEO)

ZHU Zhenzhen (7)				MARTINEZ Johana (BPC)			
1 st Set	2 nd Set	3 rd Set	Total	1 st Set	2 nd Set	3 rd Set	Total
2	0		2	0	0		0
0	1		1	2	1		3
0	0		0	0	1		1
9/16	9/15		18/31	4/15	6/16		10/31
(56%)	(60%)		(58%)	(27%)	(38%)		(32%)
1	0		1	0	0		0
5/9	8/9		13/18	2/4	2/6		4/10
(56%)	(89%)		(72%)	(50%)	(33%)		(40%)
7/7	5/6		12/13	9/11	9/10		18/21
(100%)	(83%)		(92%)	(82%)	(90%)		(86%)
1	0		1	0	0		0
7/7	4/6		11/13	1/11	2/10		3/21
(100%)	(67%)		(85%)	(9%)	(20%)		(14%)
24	24		48	7	7		14
12/15	12/16		24/31	4/16	3/15		7/31
(80%)	(75%)		(77%)	(25%)	(20%)		(23%)
3/3	3/6		6/9	0/0	0/0		0/0
(100%)	(50%)		(67%)	(0%)	(0%)		(0%)
10	8		18	1	0		1
1	4		5	1	0		1
2	2		4	6	7		13
3	4		7	5	5		10
0/0	3/3		3/3	0/1	0/1		0/2
(0%)	(100%)		(100%)	(0%)	(0%)		(0%)

	1 st Set				2 nd Set							
ZHU Zhenzhen (7)	1	*2	3	*4	5	*6	1	*2	3	*4	5	*6
MARTINEZ Johana (BPC)	*0	0	*0	0	*0	0	*0	0	*0	0	*0	0

Note:
Total winners is the sum of total aces, service winners, forehand winners and backhand winners.

Legend:
BPC Bipartite Commission Place W Winner * Server



Scorecard

スコアカード

W	ZHU Zhenzhen (7)	CHN	6	6
	MARTINEZ Johana (BPC)	COL	0	0
Match duration: 0h45min			22min	23min
























Court	Court 5	Scoring Rule	Three tie-break sets
Chair Umpire	ZANON Emiliano (GEO)	Match Code	WS113
Started	20:17	Finished	21:03

1st Set




Game 1: Johana Martinez Serving

																							ZhZh	JoMa			
1	2	3	4	5	6																				1	0	
























Game 2: Zhenzhen Zhu Serving

																							ZhZh	JoMa		
7	8	9	10	11	12																				2	0





Game 3: Johana Martinez Serving

																							ZhZh	JoMa			
13	14	15	16	17																					3	0	
























Game 4: Zhenzhen Zhu Serving

																							ZhZh	JoMa		
18	19	20	21	22																					4	0

Game 5: Johana Martinez Serving


















																							ZhZh	JoMa			
23	24	25	26																						5	0	

Game 6: Zhenzhen Zhu Serving
























																							ZhZh	JoMa		
27	28	29	30	31																					6	0

2nd Set



Game 1: Johana Martinez Serving

																							ZhZh	JoMa			
32	33	34	35	36																					1	0	
























Game 2: Zhenzhen Zhu Serving

																							ZhZh	JoMa		
37	38	39	40	41	42																				2	0

Game 3: Johana Martinez Serving

																							ZhZh	JoMa			
43	44	45	46	47																					3	0	

Game 4: Zhenzhen Zhu Serving

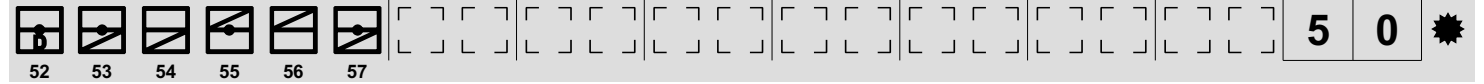
																							ZhZh	JoMa		
48	49	50	51																						4	0



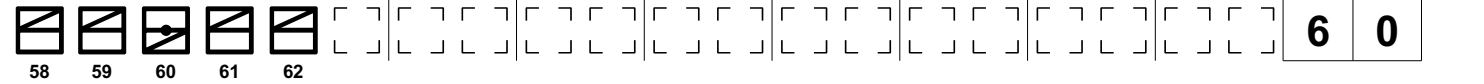
Scorecard

スコアカード

Game 5: Johana Martinez Serving



Game 6: Zhenzhen Zhu Serving



Incidents Summary:

Code of Conduct Violation: 0

Time Violation: 0

Legend:			
	Bipartite Commission Place		Winner
	Point to receiver - 2nd serve		Point to server - 2nd serve
	Point to server - 1st serve		Service Break
	Ace - 2nd serve		Double fault
	Ace - 1st serve		Point to receiver - 1st serve



Match Statistics

試合統計

	UN Busra (BPC)	TUR	0	0
W	SHUKER Lucy	GBR	6	6
Match duration: 0h51min			23min	28min

Court 1

Chair Umpire: SRECEC Nikola (CRO)

UN Busra (BPC)				SHUKER Lucy				
1 st Set	2 nd Set	3 rd Set	Total		1 st Set	2 nd Set	3 rd Set	Total
0	1		1	Total aces	0	0		0
4	3		7	Double faults	0	0		0
0	0		0	Service winners	0	0		0
5/17	10/18		15/35	1st serve	5/13	9/17		14/30
(29%)	(56%)		(43%)		(38%)	(53%)		(47%)
0	0		0	Aces on 1st serve	0	0		0
2/5	3/10		5/15	Points won on 1st serve	5/5	7/9		12/14
(40%)	(30%)		(33%)		(100%)	(78%)		(86%)
8/12	5/8		13/20	2nd Serve	8/8	8/8		16/16
(67%)	(63%)		(65%)		(100%)	(100%)		(100%)
0	1		1	Aces on 2nd Serve	0	0		0
2/12	3/8		5/20	Points won on 2nd serve	7/8	5/8		12/16
(17%)	(38%)		(25%)		(88%)	(63%)		(75%)
5	11		16	Total points won	25	24		49
1/13	5/17		6/30	Receiving points won	13/17	12/18		25/35
(8%)	(29%)		(20%)		(76%)	(67%)		(71%)
0/0	0/0		0/0	Break point conversions	3/3	3/5		6/8
(0%)	(0%)		(0%)		(100%)	(60%)		(75%)
1	4		5	Forehand winners	10	10		20
0	0		0	Backhand winners	0	2		2
10	9		19	Forced errors	1	5		6
5	3		8	Unforced errors	3	1		4
0/2	0/1		0/3	Net points won	2/3	3/3		5/6
(0%)	(0%)		(0%)		(67%)	(100%)		(83%)

	1 st Set				2 nd Set							
UN Busra (BPC)	0	*0	0	*0	0	*0	0	*0				
SHUKER Lucy	*1	2	*3	4	*5	6	*1	2	*3	4	*5	6

Note:

Total winners is the sum of total aces, service winners, forehand winners and backhand winners.

Legend:

BPC Bipartite Commission Place **W** Winner * Server



Scorecard

スコアカード

	UN Busra (BPC)	TUR	0	0
W	SHUKER Lucy	GBR	6	6
Match duration: 0h49min			22min	27min

Court	Court 1	Scoring Rule	Three tie-break sets
Chair Umpire	SRECEC Nikola (CRO)	Match Code	WS114
Started	17:44	Finished	18:33

1st Set

Game 1: Lucy Shuker Serving													BuUn	LuSh
													0	1
1	2	3	4											
Game 2: Busra Un Serving													BuUn	LuSh
													0	2
5	6	7	8	9										
Game 3: Lucy Shuker Serving													BuUn	LuSh
													0	3
10	11	12	13											
Game 4: Busra Un Serving													BuUn	LuSh
													0	4
14	15	16	17	18	19	20	21							
Game 5: Lucy Shuker Serving													BuUn	LuSh
													0	5
22	23	24	25	26										
Game 6: Busra Un Serving													BuUn	LuSh
													0	6
27	28	29	30											

2nd Set












Game 1: Lucy Shuker Serving													BuUn	LuSh
													0	1
31	32	33	34	35	36									
Game 2: Busra Un Serving													BuUn	LuSh
													0	2
37	38	39	40	41	42									
Game 3: Lucy Shuker Serving													BuUn	LuSh
													0	3
43	44	45	46	47										
Game 4: Busra Un Serving													BuUn	LuSh
													0	4
48	49	50	51	52	53									









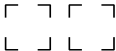

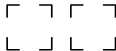
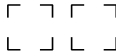
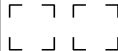
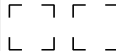
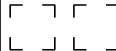

Scorecard

スコアカード

Game 5: Lucy Shuker Serving

												BuUn	LuSh			
													0	5		
54	55	56	57	58	59											










Game 6: Busra Un Serving

												BuUn	LuSh			
													0	6		
60	61	62	63	64	65											

Incidents Summary:

Code of Conduct Violation: 0
Time Violation: 0

Legend:

	Bipartite Commission Place		Winner		Ace - 2nd serve		Double fault
	Point to receiver - 2nd serve		Point to server - 2nd serve		Point to receiver - 1st serve		Point to server - 1st serve
	Service Break						



Match Statistics

試合統計

	BARON Shelby (BPC)	USA	4	4
W	DUVAL Meirycoll	BRA	6	6
Match duration: 1h25min			31min	54min

Court 4

Chair Umpire: McALEER Matthew (AUS)

BARON Shelby (BPC)				DUVAL Meirycoll				
1 st Set	2 nd Set	3 rd Set	Total		1 st Set	2 nd Set	3 rd Set	Total
0	0		0	Total aces	3	1		4
6	7		13	Double faults	3	2		5
0	0		0	Service winners	1	1		2
14/28	24/43		38/71	1st serve	17/28	19/31		36/59
(50%)	(56%)		(54%)		(61%)	(61%)		(61%)
0	0		0	Aces on 1st serve	3	1		4
12/14	15/24		27/38	Points won on 1st serve	13/17	13/19		26/36
(86%)	(63%)		(71%)		(76%)	(68%)		(72%)
8/14	12/19		20/33	2nd Serve	8/11	10/12		18/23
(57%)	(63%)		(61%)		(73%)	(83%)		(78%)
0	0		0	Aces on 2nd Serve	0	0		0
4/14	6/19		10/33	Points won on 2nd serve	5/11	4/12		9/23
(29%)	(32%)		(30%)		(45%)	(33%)		(39%)
26	35		61	Total points won	30	39		69
10/28	14/31		24/59	Receiving points won	12/28	22/43		34/71
(36%)	(45%)		(41%)		(43%)	(51%)		(48%)
1/1	2/3		3/4	Break point conversions	2/2	3/8		5/10
(100%)	(67%)		(75%)		(100%)	(38%)		(50%)
6	9		15	Forehand winners	4	7		11
0	1		1	Backhand winners	5	4		9
10	16		26	Forced errors	15	20		35
7	10		17	Unforced errors	5	5		10
0/0	4/4		4/4	Net points won	0/1	0/1		0/2
(0%)	(100%)		(100%)		(0%)	(0%)		(0%)

	1 st Set							2 nd Set									
BARON Shelby (BPC)	*1	1*	1*	1*	2	3*	4	4*	4	*0	1*	2	3*	3*	4	4*	4
DUVAL Meirycoll	0*	1	2*	3	3*	3*	4	5*	6	1*	1*	2*	3	3*	4	5*	6

Note:

Total winners is the sum of total aces, service winners, forehand winners and backhand winners.

Legend:

BPC Bipartite Commission Place **W** Winner * Server



Scorecard

スコアカード

	BARON Shelby (BPC)	USA	4	4
W	DUVAL Meirycoll	BRA	6	6
Match duration: 1h26min			31min	55min

Court	Court 4	Scoring Rule	Three tie-break sets
Chair Umpire	McALEER Matthew (AUS)	Match Code	WS115
Started	18:58	Finished	20:24

1st Set

Game 1: Shelby Baron Serving														ShBa	MeDu
														1	0
1	2	3	4												
Game 2: Meirycoll Duval Serving														ShBa	MeDu
														1	1
5	6	7	8	9											
Game 3: Shelby Baron Serving														ShBa	MeDu
														1	2
10	11	12	13	14	15										
Game 4: Meirycoll Duval Serving														ShBa	MeDu
														1	3
16	17	18	19	20	21										
Game 5: Shelby Baron Serving														ShBa	MeDu
														2	3
22	23	24	25	26	27	28	29								
Game 6: Meirycoll Duval Serving														ShBa	MeDu
														3	3
30	31	32	33	34	35										
Game 7: Shelby Baron Serving														ShBa	MeDu
														4	3
36	37	38	39	40											
Game 8: Meirycoll Duval Serving														ShBa	MeDu
														4	4
41	42	43	44	45	46										
Game 9: Shelby Baron Serving														ShBa	MeDu
														4	5
47	48	49	50	51											
Game 10: Meirycoll Duval Serving														ShBa	MeDu
														4	6
52	53	54	55	56											

2nd Set



Scorecard

スコアカード

Game 1: Shelby Baron Serving														ShBa	MeDu		
															0	1	☀
57	58	59	60	61	62	63	64	65	66	67	68	69	70	71	72	73	74
Game 2: Meirycoll Duval Serving														ShBa	MeDu		
															1	1	☀
75	76	77	78	79	80	81	82										
Game 3: Shelby Baron Serving														ShBa	MeDu		
															2	1	
83	84	85	86	87													
Game 4: Meirycoll Duval Serving														ShBa	MeDu		
															3	1	☀
88	89	90	91														
Game 5: Shelby Baron Serving														ShBa	MeDu		
															3	2	☀
92	93	94	95	96	97	98	99										
Game 6: Meirycoll Duval Serving														ShBa	MeDu		
															3	3	
100	101	102	103	104													
Game 7: Shelby Baron Serving														ShBa	MeDu		
															4	3	
105	106	107	108	109	110												
Game 8: Meirycoll Duval Serving														ShBa	MeDu		
															4	4	
111	112	113	114														
Game 9: Shelby Baron Serving														ShBa	MeDu		
															4	5	☀
115	116	117	118	119	120												
Game 10: Meirycoll Duval Serving														ShBa	MeDu		
															4	6	
121	122	123	124	125	126	127	128	129	130								

Incidents Summary:

Code of Conduct Violation: 0
Time Violation: 0



Ariake Tennis Park

有明テニスの森

SAT 28 AUG 2021

Wheelchair Tennis

車いすテニス

Women's Singles

女子シングルス

First Round

1回戦



Scorecard

スコアカード

Legend:							
BPC	Bipartite Commission Place	W	Winner		Double fault		Point to receiver - 2nd serve
	Point to server - 2nd serve		Ace - 1st serve		Point to receiver - 1st serve		Point to server - 1st serve
	Service Break						



Match Statistics

試合統計

	MORENO Maria Florencia	ARG	0	1
W	KAMIJI Yui (2)	JPN	6	6
Match duration: 0h46min			18min	28min

Centre Court

Chair Umpire: ANDERSON Ben (GBR)

MORENO Maria Florencia				KAMIJI Yui (2)				
1 st Set	2 nd Set	3 rd Set	Total		1 st Set	2 nd Set	3 rd Set	Total
0	0		0	Total aces	0	1		1
2	3		5	Double faults	0	0		0
0	0		0	Service winners	0	0		0
9/14	10/15		19/29	1st serve	11/15	16/22		27/37
(64%)	(67%)		(66%)		(73%)	(73%)		(73%)
0	0		0	Aces on 1st serve	0	1		1
1/9	2/10		3/19	Points won on 1st serve	9/11	11/16		20/27
(11%)	(20%)		(16%)		(82%)	(69%)		(74%)
3/5	2/5		5/10	2nd Serve	4/4	6/6		10/10
(60%)	(40%)		(50%)		(100%)	(100%)		(100%)
0	0		0	Aces on 2nd Serve	0	0		0
1/5	1/5		2/10	Points won on 2nd serve	3/4	3/6		6/10
(20%)	(20%)		(20%)		(75%)	(50%)		(60%)
5	11		16	Total points won	24	26		50
3/15	8/22		11/37	Receiving points won	12/14	12/15		24/29
(20%)	(36%)		(30%)		(86%)	(80%)		(83%)
0/0	1/1		1/1	Break point conversions	3/3	3/5		6/8
(0%)	(100%)		(100%)		(100%)	(60%)		(75%)
1	2		3	Forehand winners	9	3		12
0	3		3	Backhand winners	1	1		2
8	16		24	Forced errors	3	4		7
6	5		11	Unforced errors	1	2		3
0/0	0/0		0/0	Net points won	0/0	0/0		0/0
(0%)	(0%)		(0%)		(0%)	(0%)		(0%)

	1 st Set				2 nd Set								
MORENO Maria Florencia	0	*0	0	*0	0	*0	0	*1	1				
KAMIJI Yui (2)	*1	2	*3	4	*5	6	*1	2	*3	4	*4	5	*6

Note:

Total winners is the sum of total aces, service winners, forehand winners and backhand winners.

Legend:

W Winner * Server



Scorecard

スコアカード

	MORENO Maria Florencia	ARG	0	1
W	KAMIJI Yui (2)	JPN	6	6
Match duration: 0h46min			18min	28min

Court	Centre Court	Scoring Rule	Three tie-break sets
Chair Umpire	ANDERSON Ben (GBR)	Match Code	WS116
Started	11:11	Finished	11:57

1st Set

Game 1: Yui Kamiji Serving														MaMo	YuKa
														0	1
1	2	3	4	5											
Game 2: Maria Florencia Moreno Serving														MaMo	YuKa
														0	2
6	7	8	9	10											
Game 3: Yui Kamiji Serving														MaMo	YuKa
														0	3
11	12	13	14	15											
Game 4: Maria Florencia Moreno Serving														MaMo	YuKa
														0	4
16	17	18	19	20											
Game 5: Yui Kamiji Serving														MaMo	YuKa
														0	5
21	22	23	24	25											
Game 6: Maria Florencia Moreno Serving														MaMo	YuKa
														0	6
26	27	28	29												

2nd Set

Game 1: Yui Kamiji Serving														MaMo	YuKa
														0	1
30	31	32	33	34	35										
Game 2: Maria Florencia Moreno Serving														MaMo	YuKa
														0	2
36	37	38	39	40	41										
Game 3: Yui Kamiji Serving														MaMo	YuKa
														0	3
42	43	44	45	46											
Game 4: Maria Florencia Moreno Serving														MaMo	YuKa
														0	4
47	48	49	50	51	52										















Scorecard

スコアカード
















Game 5: Yui Kamiji Serving

														MaMo	YuKa		
															1	4	
53	54	55	56	57	58												

Game 6: Maria Florencia Moreno Serving

														MaMo	YuKa		
															1	5	
59	60	61	62														








Game 7: Yui Kamiji Serving

														MaMo	YuKa		
															1	6	
63	64	65	66	67													

Incidents Summary:

Code of Conduct Violation: 0

Time Violation: 0

Legend:							
W	Winner		Double fault		Point to receiver - 2nd serve		Point to server - 2nd serve
	Ace - 1st serve		Point to receiver - 1st serve		Point to server - 1st serve		Service Break



Match Statistics

試合統計

W	de GROOT Diede (1)	NED	6	6
	HUANG Jinlian	CHN	0	2
Match duration: 0h53min			19min	34min

Court 4

Chair Umpire: RODRIGUEZ Pablo (ESP)

de GROOT Diede (1)				HUANG Jinlian				
1 st Set	2 nd Set	3 rd Set	Total		1 st Set	2 nd Set	3 rd Set	Total
1	1		2	Total aces	0	0		0
0	2		2	Double faults	0	3		3
0	0		0	Service winners	0	0		0
12/17	19/27		31/44	1st serve	13/19	21/32		34/51
(71%)	(70%)		(70%)		(68%)	(66%)		(67%)
1	1		2	Aces on 1st serve	0	0		0
8/12	14/19		22/31	Points won on 1st serve	4/13	14/21		18/34
(67%)	(74%)		(71%)		(31%)	(67%)		(53%)
5/5	6/8		11/13	2nd Serve	6/6	8/11		14/17
(100%)	(75%)		(85%)		(100%)	(73%)		(82%)
0	0		0	Aces on 2nd Serve	0	0		0
4/5	5/8		9/13	Points won on 2nd serve	1/6	2/11		3/17
(80%)	(63%)		(69%)		(17%)	(18%)		(18%)
26	35		61	Total points won	10	24		34
14/19	16/32		30/51	Receiving points won	5/17	8/27		13/44
(74%)	(50%)		(59%)		(29%)	(30%)		(30%)
3/6	2/6		5/12	Break point conversions	0/0	0/1		0/1
(50%)	(33%)		(42%)		(0%)	(0%)		(0%)
10	6		16	Forehand winners	1	0		1
4	2		6	Backhand winners	0	3		3
4	10		14	Forced errors	8	18		26
5	11		16	Unforced errors	3	8		11
2/3	0/1		2/4	Net points won	0/0	0/0		0/0
(67%)	(0%)		(50%)		(0%)	(0%)		(0%)

	1 st Set					2 nd Set								
de GROOT Diede (1)	*1	2	*3	4	*5	6	*1	1	*2	3	*4	4	*5	6
HUANG Jinlian	0	*0	0	*0	0	*0	0	*1	1	*1	1	*2	2	*2

Note:

Total winners is the sum of total aces, service winners, forehand winners and backhand winners.

Legend:

W Winner * Server



Scorecard

スコアカード

W	de GROOT Diede (1)	NED	6	6
	HUANG Jinlian	CHN	0	2
Match duration: 0h53min			20min	33min

Court	Court 4	Scoring Rule	Three tie-break sets
Chair Umpire	RODRIGUEZ Pablo (ESP)	Match Code	WS201
Started	19:39	Finished	20:33

1st Set

Game 1: Diede de Groot Serving													Diede	JiHu
													1	0
1	2	3	4	5	6									
Game 2: Jinlian Huang Serving													Diede	JiHu
													2	0
7	8	9	10	11	12	13	14	15	16					
Game 3: Diede de Groot Serving													Diede	JiHu
													3	0
17	18	19	20	21	22									
Game 4: Jinlian Huang Serving													Diede	JiHu
													4	0
23	24	25	26											
Game 5: Diede de Groot Serving													Diede	JiHu
													5	0
27	28	29	30	31										
Game 6: Jinlian Huang Serving													Diede	JiHu
													6	0
32	33	34	35	36										

2nd Set

Game 1: Diede de Groot Serving													Diede	JiHu
													1	0
37	38	39	40	41	42	43	44	45	46	47	48			
Game 2: Jinlian Huang Serving													Diede	JiHu
													1	1
49	50	51	52	53	54									
Game 3: Diede de Groot Serving													Diede	JiHu
													2	1
55	56	57	58	59										
Game 4: Jinlian Huang Serving													Diede	JiHu
													3	1
60	61	62	63	64	65									



Scorecard

スコアカード


Game 5: Diede de Groot Serving



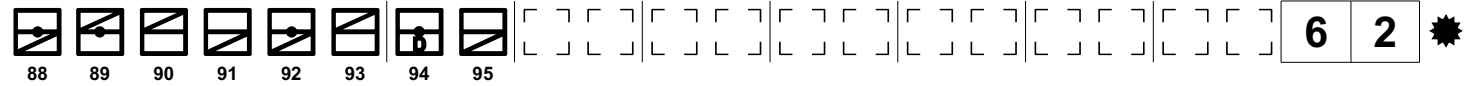
Game 6: Jinlian Huang Serving



Game 7: Diede de Groot Serving



Game 8: Jinlian Huang Serving










Incidents Summary:

Code of Conduct Violation: 0

Time Violation: 0

Legend:

W	Winner		Double fault		Point to receiver - 2nd serve		Point to server - 2nd serve
	Ace - 1st serve		Point to receiver - 1st serve		Point to server - 1st serve		Service Break



Match Statistics

試合統計

	LVOVA Viktoriia	RPC	5	1
W	OHTANI Momoko (5)	JPN	7	6
Match duration: 1h17min			46min	31min

Court 6

Chair Umpire: MROZINSKA Marta (POL)

LVOVA Viktoriia				OHTANI Momoko (5)				
1 st Set	2 nd Set	3 rd Set	Total		1 st Set	2 nd Set	3 rd Set	Total
2	1		3	Total aces	0	1		1
4	7		11	Double faults	3	2		5
0	0		0	Service winners	0	0		0
19/37	11/28		30/65	1st serve	26/39	16/23		42/62
(51%)	(39%)		(46%)		(67%)	(70%)		(68%)
2	1		3	Aces on 1st serve	0	1		1
12/19	5/11		17/30	Points won on 1st serve	15/26	12/16		27/42
(63%)	(45%)		(57%)		(58%)	(75%)		(64%)
14/18	10/17		24/35	2nd Serve	10/13	5/7		15/20
(78%)	(59%)		(69%)		(77%)	(71%)		(75%)
0	0		0	Aces on 2nd Serve	0	0		0
5/18	7/17		12/35	Points won on 2nd serve	7/13	3/7		10/20
(28%)	(41%)		(34%)		(54%)	(43%)		(50%)
34	20		54	Total points won	42	31		73
17/39	8/23		25/62	Receiving points won	20/37	16/28		36/65
(44%)	(35%)		(40%)		(54%)	(57%)		(55%)
2/3	0/1		2/4	Break point conversions	3/4	3/7		6/11
(67%)	(0%)		(50%)		(75%)	(43%)		(55%)
9	5		14	Forehand winners	7	2		9
6	4		10	Backhand winners	1	0		1
22	15		37	Forced errors	11	8		19
12	13		25	Unforced errors	6	2		8
1/4	1/1		2/5	Net points won	0/0	0/0		0/0
(25%)	(100%)		(40%)		(0%)	(0%)		(0%)

	1 st Set					2 nd Set					
LVOVA Viktoriia	*0	1*1	1*2	2*3	4*5	5*5	5	*0	0*0	0*1	1*1
OHTANI Momoko (5)	1*1	2*3	3*4	4*4	4*5	6*7	7	1*2	3*4	4*5	6

Note:
Total winners is the sum of total aces, service winners, forehand winners and backhand winners.

Legend:
W Winner * Server



Scorecard

スコアカード

	LVOVA Viktoriia	RPC	5	1
W	OHTANI Momoko (5)	JPN	7	6
Match duration: 1h16min			46min	30min

Court	Court 6	Scoring Rule	Three tie-break sets
Chair Umpire	MROZINSKA Marta (POL)	Match Code	WS202
Started	17:25	Finished	18:42

1st Set

Game 1: Viktoriia Lvova Serving													ViLv	MoOh	
													0	1	☀
1	2	3	4												
Game 2: Momoko Ohtani Serving													ViLv	MoOh	
													1	1	☀
5	6	7	8	9	10										
Game 3: Viktoriia Lvova Serving													ViLv	MoOh	
													1	2	☀
11	12	13	14												
Game 4: Momoko Ohtani Serving													ViLv	MoOh	
													1	3	
15	16	17	18	19											
Game 5: Viktoriia Lvova Serving													ViLv	MoOh	
													2	3	
20	21	22	23	24											
Game 6: Momoko Ohtani Serving													ViLv	MoOh	
													2	4	
25	26	27	28	29	30	31	32								
Game 7: Viktoriia Lvova Serving													ViLv	MoOh	
													3	4	
33	34	35	36	37	38										
Game 8: Momoko Ohtani Serving													ViLv	MoOh	
													4	4	☀
39	40	41	42	43	44	45	46								
Game 9: Viktoriia Lvova Serving													ViLv	MoOh	
													5	4	
47	48	49	50	51	52	53	54								
Game 10: Momoko Ohtani Serving													ViLv	MoOh	
													5	5	
55	56	57	58	59	60										
Game 11: Viktoriia Lvova Serving													ViLv	MoOh	
													5	6	☀
61	62	63	64	65	66	67	68	69	70						



Scorecard

スコアカード

Game 12: Momoko Ohtani Serving



ViLv MoOh

5 7

2nd Set

Game 1: Viktoriia Lvova Serving

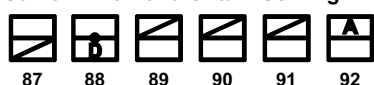


ViLv MoOh

0 1




Game 2: Momoko Ohtani Serving



ViLv MoOh

0 2

Game 3: Viktoriia Lvova Serving



ViLv MoOh

0 3



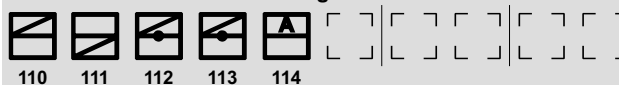
Game 4: Momoko Ohtani Serving



ViLv MoOh

0 4

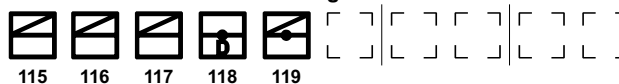
Game 5: Viktoriia Lvova Serving



ViLv MoOh

1 4


Game 6: Momoko Ohtani Serving



ViLv MoOh

1 5

Game 7: Viktoriia Lvova Serving



ViLv MoOh

1 6













Incidents Summary:

Code of Conduct Violation: 0

Time Violation: 0

Legend:

 Winner	 Double fault	 Point to receiver - 1st serve	 Point to server - 1st serve	 Point to receiver - 2nd serve	 Point to server - 2nd serve
 Ace - 1st serve	 Point to receiver - 1st serve	 Point to receiver - 1st serve	 Point to server - 1st serve	 Service Break	 Service Break



Match Statistics

試合統計

W	WHILEY Jordanne (4)	GBR	6	6
	TANAKA Manami	JPN	1	0
Match duration: 0h52min			28min	24min

Centre Court

Chair Umpire: LAKHDHAR Yassine (TUN)

WHILEY Jordanne (4)				TANAKA Manami				
1 st Set	2 nd Set	3 rd Set	Total		1 st Set	2 nd Set	3 rd Set	Total
0	3		3	Total aces	0	0		0
3	3		6	Double faults	2	1		3
0	0		0	Service winners	0	0		0
10/19	9/18		19/37	1st serve	15/25	14/19		29/44
(53%)	(50%)		(51%)		(60%)	(74%)		(66%)
0	0		0	Aces on 1st serve	0	0		0
9/10	7/9		16/19	Points won on 1st serve	5/15	5/14		10/29
(90%)	(78%)		(84%)		(33%)	(36%)		(34%)
6/9	6/9		12/18	2nd Serve	8/10	4/5		12/15
(67%)	(67%)		(67%)		(80%)	(80%)		(80%)
0	3		3	Aces on 2nd Serve	0	0		0
2/9	6/9		8/18	Points won on 2nd serve	2/10	1/5		3/15
(22%)	(67%)		(44%)		(20%)	(20%)		(20%)
29	26		55	Total points won	15	11		26
18/25	13/19		31/44	Receiving points won	8/19	5/18		13/37
(72%)	(68%)		(70%)		(42%)	(28%)		(35%)
4/5	3/5		7/10	Break point conversions	1/1	0/0		1/1
(80%)	(60%)		(70%)		(100%)	(0%)		(100%)
5	6		11	Forehand winners	0	2		2
5	4		9	Backhand winners	1	1		2
6	2		8	Forced errors	11	11		22
8	6		14	Unforced errors	8	2		10
3/5	3/4		6/9	Net points won	0/0	1/3		1/3
(60%)	(75%)		(67%)		(0%)	(33%)		(33%)

	1 st Set					2 nd Set							
WHILEY Jordanne (4)	1	*2	3	*4	5	*5	6	*1	2	*3	4	*5	6
TANAKA Manami	*0	0	*0	0	*0	1	*1	0	*0	0	*0	0	*0

Note:
Total winners is the sum of total aces, service winners, forehand winners and backhand winners.

Legend:
W Winner * Server



Scorecard

スコアカード

W	WHILEY Jordanne (4)	GBR	6	6
	TANAKA Manami	JPN	1	0
Match duration: 0h52min			27min	25min

Court	Centre Court	Scoring Rule	Three tie-break sets
Chair Umpire	LAKHDHAR Yassine (TUN)	Match Code	WS203
Started	19:16	Finished	20:09

1st Set

Game 1: Manami Tanaka Serving														JoWh	MaTa	
															1	0
1	2	3	4	5	6	7	8									
Game 2: Jordanne Whiley Serving														JoWh	MaTa	
															2	0
9	10	11	12	13	14	15	16									
Game 3: Manami Tanaka Serving														JoWh	MaTa	
															3	0
17	18	19	20													
Game 4: Jordanne Whiley Serving														JoWh	MaTa	
															4	0
21	22	23	24	25												
Game 5: Manami Tanaka Serving														JoWh	MaTa	
															5	0
26	27	28	29	30	31	32	33									
Game 6: Jordanne Whiley Serving														JoWh	MaTa	
															5	1
34	35	36	37	38	39											
Game 7: Manami Tanaka Serving														JoWh	MaTa	
															6	1
40	41	42	43	44												

2nd Set

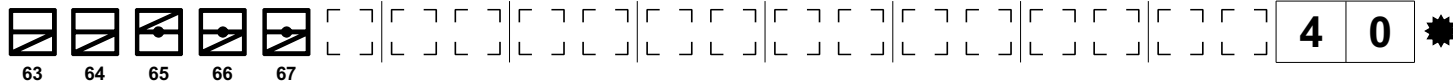
Game 1: Jordanne Whiley Serving														JoWh	MaTa	
															1	0
45	46	47	48													
Game 2: Manami Tanaka Serving														JoWh	MaTa	
															2	0
49	50	51	52	53	54											
Game 3: Jordanne Whiley Serving														JoWh	MaTa	
															3	0
55	56	57	58	59	60	61	62									




Scorecard

スコアカード

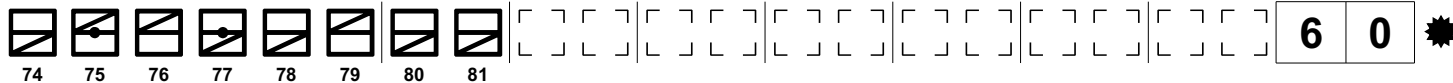
Game 4: Manami Tanaka Serving



Game 5: Jordanne Whiley Serving



Game 6: Manami Tanaka Serving










Incidents Summary:

Code of Conduct Violation: 0

Time Violation: 0

Legend:

W	Winner		Ace - 2nd serve		Double fault		Point to receiver - 2nd serve
	Point to server - 2nd serve		Point to receiver - 1st serve		Point to server - 1st serve		Service Break



Match Statistics

試合統計

	KHANTHASIT Sakhorn	THA	2	4
W	MATHEWSON Dana (8)	USA	6	6
Match duration: 1h25min			43min	42min

Court 3

Chair Umpire: YAN Bo (CHN)

KHANTHASIT Sakhorn				MATHEWSON Dana (8)				
1 st Set	2 nd Set	3 rd Set	Total		1 st Set	2 nd Set	3 rd Set	Total
0	0		0	Total aces	2	0		2
0	2		2	Double faults	6	3		9
0	0		0	Service winners	0	0		0
20/28	19/28		39/56	1st serve	18/39	16/30		34/69
(71%)	(68%)		(70%)		(46%)	(53%)		(49%)
0	0		0	Aces on 1st serve	1	0		1
9/20	9/19		18/39	Points won on 1st serve	12/18	9/16		21/34
(45%)	(47%)		(46%)		(67%)	(56%)		(62%)
8/8	7/9		15/17	2nd Serve	15/21	11/14		26/35
(100%)	(78%)		(88%)		(71%)	(79%)		(74%)
0	0		0	Aces on 2nd Serve	1	0		1
2/8	4/9		6/17	Points won on 2nd serve	10/21	7/14		17/35
(25%)	(44%)		(35%)		(48%)	(50%)		(49%)
29	27		56	Total points won	39	31		70
17/39	14/30		31/69	Receiving points won	17/28	15/28		32/56
(44%)	(47%)		(45%)		(61%)	(54%)		(57%)
1/4	2/3		3/7	Break point conversions	3/7	3/4		6/11
(25%)	(67%)		(43%)		(43%)	(75%)		(55%)
4	10		14	Forehand winners	18	18		36
2	3		5	Backhand winners	3	1		4
9	5		14	Forced errors	8	10		18
3	7		10	Unforced errors	8	4		12
1/2	3/3		4/5	Net points won	0/0	2/2		2/2
(50%)	(100%)		(80%)		(0%)	(100%)		(100%)

	1 st Set					2 nd Set												
KHANTHASIT Sakhorn	0	*1	1	*1	2	*2	2	*2	4	*4	4	*4						
MATHEWSON Dana (8)	*1	1	*2	3	*3	4	*5	6	*0	1	*2	2	*3	3	*3	4	*5	6

Note:
Total winners is the sum of total aces, service winners, forehand winners and backhand winners.

Legend:
W Winner * Server



Scorecard

スコアカード

	KHANTHASIT Sakhorn	THA	2	4
W	MATHEWSON Dana (8)	USA	6	6
Match duration: 1h26min			43min	43min

Court	Court 3	Scoring Rule	Three tie-break sets
Chair Umpire	YAN Bo (CHN)	Match Code	WS204
Started	17:18	Finished	18:44

1st Set

Game 1: Dana Mathewson Serving													SaKh	DaMa	
													0	1	
1	2	3	4	5											
Game 2: Sakhorn Khanthasit Serving													SaKh	DaMa	
													1	1	
6	7	8	9	10	11	12	13								
Game 3: Dana Mathewson Serving													SaKh	DaMa	
													1	2	
14	15	16	17	18	19	20	21	22	23	24	25	26	27	28	29
Game 4: Sakhorn Khanthasit Serving													SaKh	DaMa	
													1	3	
30	31	32	33	34	35	36	37	38	39						
Game 5: Dana Mathewson Serving													SaKh	DaMa	
													2	3	
40	41	42	43	44	45	46	47								
Game 6: Sakhorn Khanthasit Serving													SaKh	DaMa	
													2	4	
48	49	50	51	52											
Game 7: Dana Mathewson Serving													SaKh	DaMa	
													2	5	
53	54	55	56	57	58	59	60	61	62						
Game 8: Sakhorn Khanthasit Serving													SaKh	DaMa	
													2	6	
63	64	65	66	67	68										

























































































































2nd Set

Game 1: Dana Mathewson Serving													SaKh	DaMa
													1	0
69	70	71	72	73										
Game 2: Sakhorn Khanthasit Serving													SaKh	DaMa
													1	1
74	75	76	77	78										












Scorecard

スコアカード

Game 3: Dana Mathewson Serving														SaKh	DaMa	
															1	2
79	80	81	82	83												
Game 4: Sakhorn Khanthasit Serving														SaKh	DaMa	
															2	2
84	85	86	87	88												
Game 5: Dana Mathewson Serving														SaKh	DaMa	
															2	3
89	90	91	92	93	94	95	96									
Game 6: Sakhorn Khanthasit Serving														SaKh	DaMa	
															3	3
97	98	99	100	101	102											
Game 7: Dana Mathewson Serving														SaKh	DaMa	
															4	3
103	104	105	106	107	108											
Game 8: Sakhorn Khanthasit Serving														SaKh	DaMa	
															4	4
109	110	111	112	113	114											
Game 9: Dana Mathewson Serving														SaKh	DaMa	
															4	5
115	116	117	118	119	120											
Game 10: Sakhorn Khanthasit Serving														SaKh	DaMa	
															4	6
121	122	123	124	125	126											

Incidents Summary:

Code of Conduct Violation: 0
Time Violation: 0

Legend:							
	Winner		Ace - 2nd serve		Double fault		Point to receiver - 2nd serve
	Point to server - 2nd serve		Ace - 1st serve		Point to receiver - 1st serve		Point to server - 1st serve
	Service Break						



Match Statistics

試合統計

	MONTJANE Kgothatso (6)	RSA	2	3
W	WANG Ziyang	CHN	6	6
Match duration: 1h15min			36min	39min

Court 2

Chair Umpire: BROUR Bassem (TUN)

MONTJANE Kgothatso (6)				WANG Ziyang				
1 st Set	2 nd Set	3 rd Set	Total		1 st Set	2 nd Set	3 rd Set	Total
3	1		4	Total aces	1	2		3
5	2		7	Double faults	1	1		2
0	0		0	Service winners	0	0		0
21/30	11/23		32/53	1st serve	16/27	15/27		31/54
(70%)	(48%)		(60%)		(59%)	(56%)		(57%)
3	1		4	Aces on 1st serve	1	1		2
13/21	2/11		15/32	Points won on 1st serve	12/16	10/15		22/31
(62%)	(18%)		(47%)		(75%)	(67%)		(71%)
4/9	10/12		14/21	2nd Serve	10/11	11/12		21/23
(44%)	(83%)		(67%)		(91%)	(92%)		(91%)
0	0		0	Aces on 2nd Serve	0	1		1
2/9	4/12		6/21	Points won on 2nd serve	7/11	4/12		11/23
(22%)	(33%)		(29%)		(64%)	(33%)		(48%)
23	19		42	Total points won	34	31		65
8/27	13/27		21/54	Receiving points won	15/30	17/23		32/53
(30%)	(48%)		(39%)		(50%)	(74%)		(60%)
0/2	2/3		2/5	Break point conversions	2/5	4/4		6/9
(0%)	(67%)		(40%)		(40%)	(100%)		(67%)
3	5		8	Forehand winners	7	4		11
3	5		8	Backhand winners	4	4		8
10	14		24	Forced errors	8	6		14
12	7		19	Unforced errors	6	2		8
0/0	0/0		0/0	Net points won	0/3	0/1		0/4
(0%)	(0%)		(0%)		(0%)	(0%)		(0%)

	1 st Set					2 nd Set				
MONTJANE Kgothatso (6)	*1	1*2	2*2	2*2	2	*0	1*1	2*3	3*3	3*3
WANG Ziyang	0	*1	1*2	3*4	5*6	1*1	2*2	2*3	4*5	6

Note:

Total winners is the sum of total aces, service winners, forehand winners and backhand winners.

Legend:

W Winner * Server



Scorecard

スコアカード

	MONTJANE Kgothatso (6)	RSA	2	3
W	WANG Ziyang	CHN	6	6
Match duration: 1h15min			36min	39min

Court	Court 2	Scoring Rule	Three tie-break sets
Chair Umpire	BROUR Bassem (TUN)	Match Code	WS205
Started	19:31	Finished	20:47

1st Set

Game	Serving	KgMo	ZiWa
Game 1	Kgothatso Montjane	1	0
Game 2	Ziyang Wang	1	1
Game 3	Kgothatso Montjane	2	1
Game 4	Ziyang Wang	2	2
Game 5	Kgothatso Montjane	2	3
Game 6	Ziyang Wang	2	4
Game 7	Kgothatso Montjane	2	5
Game 8	Ziyang Wang	2	6

2nd Set

Game	Serving	KgMo	ZiWa
Game 1	Kgothatso Montjane	0	1
Game 2	Ziyang Wang	1	1



Scorecard

スコアカード

Game 3: Kgothatso Montjane Serving

														KgMo	ZiWa		
															1	2	
66	67	68	69	70													

Game 4: Ziying Wang Serving

														KgMo	ZiWa		
															2	2	
71	72	73	74	75	76	77	78	79	80	81	82	83	84				

Game 5: Kgothatso Montjane Serving

														KgMo	ZiWa		
															3	2	
85	86	87	88	89													

Game 6: Ziying Wang Serving

														KgMo	ZiWa		
															3	3	
90	91	92	93	94													

Game 7: Kgothatso Montjane Serving

														KgMo	ZiWa		
															3	4	
95	96	97	98														

Game 8: Ziying Wang Serving

														KgMo	ZiWa		
															3	5	
99	100	101	102														

Game 9: Kgothatso Montjane Serving

														KgMo	ZiWa		
															3	6	
103	104	105	106	107													

Incidents Summary:

Code of Conduct Violation: 0

Time Violation: 0

Legend:

W	Winner		Ace - 2nd serve		Double fault		Point to receiver - 2nd serve
	Point to server - 2nd serve		Ace - 1st serve		Point to receiver - 1st serve		Point to server - 1st serve
	Service Break						



Match Statistics

試合統計

	MORCH Emmanuelle	FRA	3	0
W	van KOOT Aniek (3)	NED	6	6
Match duration: 0h58min			32min	26min

Centre Court

Chair Umpire: KURENCHANINA Daria (BLR)

MORCH Emmanuelle				van KOOT Aniek (3)				
1 st Set	2 nd Set	3 rd Set	Total		1 st Set	2 nd Set	3 rd Set	Total
0	0		0	Total aces	0	0		0
3	5		8	Double faults	3	1		4
1	0		1	Service winners	0	0		0
18/26	7/17		25/43	1st serve	18/29	15/21		33/50
(69%)	(41%)		(58%)		(62%)	(71%)		(66%)
0	0		0	Aces on 1st serve	0	0		0
8/18	1/7		9/25	Points won on 1st serve	9/18	11/15		20/33
(44%)	(14%)		(36%)		(50%)	(73%)		(61%)
5/8	5/10		10/18	2nd Serve	8/11	5/6		13/17
(63%)	(50%)		(56%)		(73%)	(83%)		(76%)
0	0		0	Aces on 2nd Serve	0	0		0
1/8	3/10		4/18	Points won on 2nd serve	4/11	4/6		8/17
(13%)	(30%)		(22%)		(36%)	(67%)		(47%)
25	10		35	Total points won	30	28		58
16/29	6/21		22/50	Receiving points won	17/26	13/17		30/43
(55%)	(29%)		(44%)		(65%)	(76%)		(70%)
3/4	0/0		3/4	Break point conversions	4/9	3/4		7/13
(75%)	(0%)		(75%)		(44%)	(75%)		(54%)
6	2		8	Forehand winners	8	8		16
5	1		6	Backhand winners	3	1		4
9	9		18	Forced errors	8	2		10
10	10		20	Unforced errors	5	5		10
2/6	1/5		3/11	Net points won	1/2	1/1		2/3
(33%)	(20%)		(27%)		(50%)	(100%)		(67%)

	1 st Set					2 nd Set						
MORCH Emmanuelle	1*	1	2*	2	3*	3	*0	0	*0	0	*0	0
van KOOT Aniek (3)	*0	1*	2*	3	4*	5*	1*	2	3*	4	5*	6

Note:
Total winners is the sum of total aces, service winners, forehand winners and backhand winners.

Legend:
W Winner * Server



Scorecard

スコアカード

	MORCH Emmanuelle	FRA	3	0
W	van KOOT Aniek (3)	NED	6	6
Match duration: 0h58min			32min	26min

Court	Centre Court	Scoring Rule	Three tie-break sets
Chair Umpire	KURENCHANINA Daria (BLR)	Match Code	WS206
Started	11:09	Finished	12:08

1st Set

Game	Serving	EmMo	Anva
Game 1	Aniek van Koot	1	0
Game 2	Emmanuelle Morch	1	1
Game 3	Aniek van Koot	2	1
Game 4	Emmanuelle Morch	2	2
Game 5	Aniek van Koot	2	3
Game 6	Emmanuelle Morch	2	4
Game 7	Aniek van Koot	3	4
Game 8	Emmanuelle Morch	3	5
Game 9	Aniek van Koot	3	6

2nd Set

Game	Serving	EmMo	Anva
Game 1	Emmanuelle Morch	0	1



Scorecard

スコアカード

Game 2: Aniek van Koot Serving

												EmMo	Anva
												0	2
61	62	63	64	65	66	67	68	69	70	71	72		

Game 3: Emmanuelle Morch Serving

												EmMo	Anva	
												0	3	
73	74	75	76	77	78	79	80							

Game 4: Aniek van Koot Serving

												EmMo	Anva
												0	4
81	82	83	84	85									

Game 5: Emmanuelle Morch Serving

												EmMo	Anva	
												0	5	
86	87	88	89											

Game 6: Aniek van Koot Serving

												EmMo	Anva
												0	6
90	91	92	93										

Incidents Summary:

Code of Conduct Violation: 0
Time Violation: 0

Legend:					
Winner					



Match Statistics

試合統計

W	ZHU Zhenzhen (7)	CHN	7	6
	SHUKER Lucy	GBR	6 (2)	2
Match duration: 1h57min			59min	58min

Court 5

Chair Umpire: McALEER Matthew (AUS)

ZHU Zhenzhen (7)				SHUKER Lucy				
1 st Set	2 nd Set	3 rd Set	Total		1 st Set	2 nd Set	3 rd Set	Total
0	0		0	Total aces	0	2		2
1	3		4	Double faults	2	2		4
0	0		0	Service winners	0	0		0
32/41	26/34		58/75	1st serve	15/36	13/27		28/63
(78%)	(76%)		(77%)		(42%)	(48%)		(44%)
0	0		0	Aces on 1st serve	0	2		2
20/32	14/26		34/58	Points won on 1st serve	12/15	6/13		18/28
(63%)	(54%)		(59%)		(80%)	(46%)		(64%)
8/9	5/8		13/17	2nd Serve	19/21	12/14		31/35
(89%)	(63%)		(76%)		(90%)	(86%)		(89%)
0	0		0	Aces on 2nd Serve	0	0		0
6/9	5/8		11/17	Points won on 2nd serve	8/21	5/14		13/35
(67%)	(63%)		(65%)		(38%)	(36%)		(37%)
42	35		77	Total points won	35	26		61
16/36	16/27		32/63	Receiving points won	15/41	15/34		30/75
(44%)	(59%)		(51%)		(37%)	(44%)		(40%)
2/3	3/7		5/10	Break point conversions	2/5	1/4		3/9
(67%)	(43%)		(50%)		(40%)	(25%)		(33%)
10	8		18	Forehand winners	9	9		18
8	8		16	Backhand winners	5	2		7
16	8		24	Forced errors	20	14		34
5	5		10	Unforced errors	4	5		9
1/1	1/2		2/3	Net points won	5/6	1/4		6/10
(100%)	(50%)		(67%)		(83%)	(25%)		(60%)

	1 st Set							2 nd Set					
ZHU Zhenzhen (7)	*1	1*1	2*2	2*3	3*4	5*6	6	7	1*1	2*3	3*4	5*6	
SHUKER Lucy	0	*1	2*2	3*4	4*5	5*5	5*6	6(2)	*0	1*1	1*2	2*2	2

Note:
Total winners is the sum of total aces, service winners, forehand winners and backhand winners.

Legend:
W Winner * Server



Scorecard

スコアカード

W	ZHU Zhenzhen (7)	CHN	7	6
	SHUKER Lucy	GBR	6 (2)	2
Match duration: 1h58min			59min	59min

Court	Court 5	Scoring Rule	Three tie-break sets
Chair Umpire	McALEER Matthew (AUS)	Match Code	WS207
Started	17:23	Finished	19:21

1st Set

Game 1: Zhenzhen Zhu Serving													ZhZh	LuSh
													1	0
1	2	3	4	5										
Game 2: Lucy Shuker Serving													ZhZh	LuSh
													1	1
6	7	8	9	10	11									
Game 3: Zhenzhen Zhu Serving													ZhZh	LuSh
													1	2
12	13	14	15	16	17									
Game 4: Lucy Shuker Serving													ZhZh	LuSh
													2	2
18	19	20	21	22										
Game 5: Zhenzhen Zhu Serving													ZhZh	LuSh
													2	3
23	24	25	26	27	28									
Game 6: Lucy Shuker Serving													ZhZh	LuSh
													2	4
29	30	31	32	33										
Game 7: Zhenzhen Zhu Serving													ZhZh	LuSh
													3	4
34	35	36	37	38										
Game 8: Lucy Shuker Serving													ZhZh	LuSh
													3	5
39	40	41	42	43										
Game 9: Zhenzhen Zhu Serving													ZhZh	LuSh
													4	5
44	45	46	47	48	49	50	51							
Game 10: Lucy Shuker Serving													ZhZh	LuSh
													5	5
52	53	54	55	56										
Game 11: Zhenzhen Zhu Serving													ZhZh	LuSh
													6	5
57	58	59	60	61	62									



Scorecard

スコアカード

Game 12: Lucy Shuker Serving

														ZhZh	LuSh	
															6	6
63	64	65	66	67	68											

TB - Zhenzhen Zhu

														ZhZh	LuSh	
															7	6
69				72	73			76	77							

TB - Lucy Shuker

														ZhZh	LuSh	
															(7)	(2)
	70	71				74	75									

2nd Set

Game 1: Lucy Shuker Serving

														ZhZh	LuSh	
															1	0
78	79	80	81													

Game 2: Zhenzhen Zhu Serving

														ZhZh	LuSh	
															1	1
82	83	84	85	86	87											

Game 3: Lucy Shuker Serving

														ZhZh	LuSh	
															2	1
88	89	90	91	92	93	94	95	96	97	98	99	100	101			

Game 4: Zhenzhen Zhu Serving

														ZhZh	LuSh	
															3	1
102	103	104	105	106	107	108	109	110	111							

Game 5: Lucy Shuker Serving

														ZhZh	LuSh	
															3	2
112	113	114	115													

Game 6: Zhenzhen Zhu Serving

														ZhZh	LuSh	
															4	2
116	117	118	119	120	121											

Game 7: Lucy Shuker Serving

														ZhZh	LuSh	
															5	2
122	123	124	125	126												

Game 8: Zhenzhen Zhu Serving

														ZhZh	LuSh	
															6	2
127	128	129	130	131	132	133	134	135	136	137	138					

Incidents Summary:

Code of Conduct Violation: 0
Time Violation: 0



Ariake Tennis Park

有明テニスの森

MON 30 AUG 2021

Wheelchair Tennis

車いすテニス

Women's Singles

女子シングルス

Second Round

2回戦



Scorecard

スコアカード

Legend:							
TB	Tie-break	W	Winner		Double fault		Point to receiver - 2nd serve
	Point to server - 2nd serve		Ace - 1st serve		Point to receiver - 1st serve		Point to server - 1st serve
	Service Break						



Match Statistics

試合統計

	DUVAL Meirycoll	BRA	0	0
W	KAMIJI Yui (2)	JPN	6	6
Match duration: 0h46min			20min	26min

Centre Court

Chair Umpire: EDWARDS Fiona (GBR)

DUVAL Meirycoll				KAMIJI Yui (2)				
1 st Set	2 nd Set	3 rd Set	Total		1 st Set	2 nd Set	3 rd Set	Total
0	1		1	Total aces	3	0		3
5	4		9	Double faults	0	1		1
0	0		0	Service winners	0	1		1
10/17	8/19		18/36	1st serve	12/15	10/17		22/32
(59%)	(42%)		(50%)		(80%)	(59%)		(69%)
0	1		1	Aces on 1st serve	3	0		3
2/10	3/8		5/18	Points won on 1st serve	10/12	6/10		16/22
(20%)	(38%)		(28%)		(83%)	(60%)		(73%)
2/7	7/11		9/18	2nd Serve	3/3	6/7		9/10
(29%)	(64%)		(50%)		(100%)	(86%)		(90%)
0	0		0	Aces on 2nd Serve	0	0		0
2/7	3/11		5/18	Points won on 2nd serve	2/3	6/7		8/10
(29%)	(27%)		(28%)		(67%)	(86%)		(80%)
7	11		18	Total points won	25	25		50
3/15	5/17		8/32	Receiving points won	13/17	13/19		26/36
(20%)	(29%)		(25%)		(76%)	(68%)		(72%)
0/0	0/0		0/0	Break point conversions	3/6	3/4		6/10
(0%)	(0%)		(0%)		(50%)	(75%)		(60%)
2	3		5	Forehand winners	7	6		13
0	0		0	Backhand winners	0	0		0
8	11		19	Forced errors	3	4		7
7	7		14	Unforced errors	2	3		5
0/0	0/0		0/0	Net points won	0/0	1/2		1/2
(0%)	(0%)		(0%)		(0%)	(50%)		(50%)

	1 st Set				2 nd Set							
DUVAL Meirycoll	0	*0	0	*0	0	*0	0	*0				
KAMIJI Yui (2)	*1	2	*3	4	*5	6	*1	2	*3	4	*5	6

Note:

Total winners is the sum of total aces, service winners, forehand winners and backhand winners.

Legend:

W Winner * Server



































Scorecard

スコアカード


























	DUVAL Meirycoll	BRA	0	0
W	KAMIJI Yui (2)	JPN	6	6
Match duration: 0h46min			20min	26min

Court	Centre Court	Scoring Rule	Three tie-break sets
Chair Umpire	EDWARDS Fiona (GBR)	Match Code	WS208
Started	13:51	Finished	14:38

1st Set

Game 1: Yui Kamiji Serving													MeDu	YuKa
													0	1
1	2	3	4											
Game 2: Meirycoll Duval Serving													MeDu	YuKa
													0	2
5	6	7	8	9										
Game 3: Yui Kamiji Serving													MeDu	YuKa
													0	3
10	11	12	13	14										
Game 4: Meirycoll Duval Serving													MeDu	YuKa
													0	4
15	16	17	18	19	20	21	22							
Game 5: Yui Kamiji Serving													MeDu	YuKa
													0	5
23	24	25	26	27	28									
Game 6: Meirycoll Duval Serving													MeDu	YuKa
													0	6
29	30	31	32											

2nd Set






Game 1: Yui Kamiji Serving													MeDu	YuKa
													0	1
33	34	35	36	37	38									
Game 2: Meirycoll Duval Serving													MeDu	YuKa
													0	2
39	40	41	42	43										
Game 3: Yui Kamiji Serving													MeDu	YuKa
													0	3
44	45	46	47	48	49									
Game 4: Meirycoll Duval Serving													MeDu	YuKa
													0	4
50	51	52	53	54	55	56	57							
























Scorecard

スコアカード

Game 5: Yui Kamiji Serving









																				MeDu	YuKa	
58	59	60	61	62																	0	5

Game 6: Meirycoll Duval Serving

																				MeDu	YuKa	
63	64	65	66	67	68																0	6

Incidents Summary:

Code of Conduct Violation: 0
Time Violation: 0

W	Winner		Ace - 2nd serve		Double fault		Point to receiver - 2nd serve
	Point to server - 2nd serve		Ace - 1st serve		Point to receiver - 1st serve		Point to server - 1st serve
	Service Break						



Match Statistics

試合統計

W	de GROOT Diede (1)	NED	6	6
	OHTANI Momoko (5)	JPN	3	2
Match duration: 1h03min			29min	34min

Centre Court

Chair Umpire: EDWARDS Fiona (GBR)

de GROOT Diede (1)				OHTANI Momoko (5)				
1 st Set	2 nd Set	3 rd Set	Total		1 st Set	2 nd Set	3 rd Set	Total
1	1		2	Total aces	1	0		1
4	5		9	Double faults	0	4		4
1	0		1	Service winners	0	0		0
17/32	18/26		35/58	1st serve	14/18	14/21		28/39
(53%)	(69%)		(60%)		(78%)	(67%)		(72%)
1	1		2	Aces on 1st serve	1	0		1
11/17	15/18		26/35	Points won on 1st serve	5/14	4/14		9/28
(65%)	(83%)		(74%)		(36%)	(29%)		(32%)
11/15	3/8		14/23	2nd Serve	4/4	3/7		7/11
(73%)	(38%)		(61%)		(100%)	(43%)		(64%)
0	0		0	Aces on 2nd Serve	0	0		0
7/15	1/8		8/23	Points won on 2nd serve	1/4	3/7		4/11
(47%)	(13%)		(35%)		(25%)	(43%)		(36%)
30	30		60	Total points won	20	17		37
12/18	14/21		26/39	Receiving points won	14/32	10/26		24/58
(67%)	(67%)		(67%)		(44%)	(38%)		(41%)
3/3	3/4		6/7	Break point conversions	2/3	1/4		3/7
(100%)	(75%)		(86%)		(67%)	(25%)		(43%)
7	9		16	Forehand winners	5	1		6
2	4		6	Backhand winners	1	3		4
6	5		11	Forced errors	18	11		29
7	8		15	Unforced errors	1	5		6
0/0	0/0		0/0	Net points won	0/0	0/0		0/0
(0%)	(0%)		(0%)		(0%)	(0%)		(0%)

	1 st Set					2 nd Set								
de GROOT Diede (1)	*1	2*	3	4*	5*	5*	6	1*	2	3*	4	5*	5*	6
OHTANI Momoko (5)	0*	0*	0*	1*	1*	2*	3	*0	0*	0*	0*	1*	2	2

Note:

Total winners is the sum of total aces, service winners, forehand winners and backhand winners.

Legend:

W Winner * Server



Scorecard

スコアカード

W	de GROOT Diede (1)	NED	6	6
	OHTANI Momoko (5)	JPN	3	2
Match duration: 1h03min			29min	34min

Court	Centre Court	Scoring Rule	Three tie-break sets
Chair Umpire	EDWARDS Fiona (GBR)	Match Code	WS301
Started	13:06	Finished	14:10

1st Set

Game	Serving	Dide	MoOh
Game 1	Diede de Groot	1	0
Game 2	Momoko Ohtani	2	0
Game 3	Diede de Groot	3	0
Game 4	Momoko Ohtani	4	0
Game 5	Diede de Groot	4	1
Game 6	Momoko Ohtani	5	1
Game 7	Diede de Groot	5	2
Game 8	Momoko Ohtani	5	3
Game 9	Diede de Groot	6	3

2nd Set
















Game	Serving	Dide	MoOh
Game 1	Momoko Ohtani	1	0





Scorecard

スコアカード
















Game 2: Diede de Groot Serving

														Dide	MoOh	
															2	0
57	58	59	60	61	62	63	64									


Game 3: Momoko Ohtani Serving

														Dide	MoOh	
															3	0
65	66	67	68													
















Game 4: Diede de Groot Serving

														Dide	MoOh	
															4	0
69	70	71	72	73	74	75	76									
















Game 5: Momoko Ohtani Serving

														Dide	MoOh	
															5	0
77	78	79	80	81												
















Game 6: Diede de Groot Serving

														Dide	MoOh	
															5	1
82	83	84	85	86	87											

Game 7: Momoko Ohtani Serving

														Dide	MoOh	
															5	2
88	89	90	91	92	93											









Game 8: Diede de Groot Serving

														Dide	MoOh	
															6	2
94	95	96	97													

Incidents Summary:

Code of Conduct Violation: 0

Time Violation: 0

Legend:							
	Winner		Double fault		Point to receiver - 2nd serve		Point to server - 2nd serve
	Ace - 1st serve		Point to receiver - 1st serve		Point to server - 1st serve		Service Break



Match Statistics

試合統計

W	WHILEY Jordanne (4)	GBR	6	3	7
	MATHEWSON Dana (8)	USA	3	6	5
Match duration: 2h33min			44min	41min	68min

Court 1

Chair Umpire: ZANON Emiliano (GEO)

WHILEY Jordanne (4)				MATHEWSON Dana (8)				
1 st Set	2 nd Set	3 rd Set	Total		1 st Set	2 nd Set	3 rd Set	Total
1	1	1	3	Total aces	0	0	0	0
5	5	4	14	Double faults	5	3	4	12
0	0	0	0	Service winners	0	0	1	1
15/31	14/28	21/39	50/98	1st serve	27/42	19/30	24/37	70/109
(48%)	(50%)	(54%)	(51%)		(64%)	(63%)	(65%)	(64%)
0	0	1	1	Aces on 1st serve	0	0	0	0
11/15	6/14	10/21	27/50	Points won on 1st serve	13/27	8/19	12/24	33/70
(73%)	(43%)	(48%)	(54%)		(48%)	(42%)	(50%)	(47%)
11/16	9/14	14/18	34/48	2nd Serve	10/15	8/11	9/13	27/39
(69%)	(64%)	(78%)	(71%)		(67%)	(73%)	(69%)	(69%)
1	1	0	2	Aces on 2nd Serve	0	0	0	0
5/16	2/14	8/18	15/48	Points won on 2nd serve	5/15	3/11	3/13	11/39
(31%)	(14%)	(44%)	(31%)		(33%)	(27%)	(23%)	(28%)
40	27	40	107	Total points won	33	31	36	100
24/42	19/30	22/37	65/109	Receiving points won	15/31	20/28	21/39	56/98
(57%)	(63%)	(59%)	(60%)		(48%)	(71%)	(54%)	(57%)
4/7	3/7	4/9	11/23	Break point conversions	2/2	5/7	3/5	10/14
(57%)	(43%)	(44%)	(48%)		(100%)	(71%)	(60%)	(71%)
12	8	8	28	Forehand winners	6	8	9	23
2	2	6	10	Backhand winners	3	1	5	9
15	12	10	37	Forced errors	17	12	9	38
9	10	11	30	Unforced errors	8	4	16	28
3/4	2/2	2/3	7/9	Net points won	1/2	1/1	0/1	2/4
(75%)	(100%)	(67%)	(78%)		(50%)	(100%)	(0%)	(50%)

	1 st Set						2 nd Set						3 rd Set																
WHILEY Jordanne (4)	1*	*1	2*	*3	4*	*4	4*	*5	6	*0	0*	0*	1*	1*	2*	*2	3*	3*	1*	*2	3*	*3	4*	*5	5*	*5	6*	*7	
MATHEWSON Dana (8)	*0	1*	*1	1*	1*	2*	*3	3*	3*	1*	*2	3*	*3	4*	*4	5*	*5	6	*0	0*	0*	1*	1*	2*	3*	*4	5*	*5	5

Note:
Total winners is the sum of total aces, service winners, forehand winners and backhand winners.

Legend:
W Winner * Server



Scorecard

スコアカード

W	WHILEY Jordanne (4)	GBR	6	3	7
	MATHEWSON Dana (8)	USA	3	6	5
Match duration: 2h35min			46min	40min	69min

Court	Court 1	Scoring Rule	Three tie-break sets
Chair Umpire	ZANON Emiliano (GEO)	Match Code	WS302
Started	11:10	Finished	13:45

1st Set

Game	Serving	JoWh	DaMa
Game 1	Dana Mathewson	1	0
Game 2	Jordanne Whiley	1	1
Game 3	Dana Mathewson	2	1
Game 4	Jordanne Whiley	3	1
Game 5	Dana Mathewson	4	1
Game 6	Jordanne Whiley	4	2
Game 7	Dana Mathewson	4	3
Game 8	Jordanne Whiley	5	3
Game 9	Dana Mathewson	6	3

2nd Set

Game	Serving	JoWh	DaMa
Game 1	Jordanne Whiley	0	1



Scorecard

スコアカード

Game 7: Dana Mathewson Serving														JoWh	DaMa	
															5	2
171	172	173	174	175												
Game 8: Jordanne Whiley Serving														JoWh	DaMa	
															5	3
176	177	178	179													
Game 9: Dana Mathewson Serving														JoWh	DaMa	
															5	4
180	181	182	183	184	185	186	187									
Game 10: Jordanne Whiley Serving														JoWh	DaMa	
															5	5
188	189	190	191	192	193	194	195	196	197							
Game 11: Dana Mathewson Serving														JoWh	DaMa	
															6	5
198	199	200	201													
Game 12: Jordanne Whiley Serving														JoWh	DaMa	
															7	5
202	203	204	205	206	207											

Incidents Summary:

Code of Conduct Violation: 0
Time Violation: 0

Legend:

W	Winner		Ace - 2nd serve		Double fault		Point to receiver - 2nd serve
	Point to server - 2nd serve		Ace - 1st serve		Point to receiver - 1st serve		Point to server - 1st serve
	Service Break						



Match Statistics

試合統計

	WANG Ziyang	CHN	6 (7)	6	2
W	van KOOT Aniek (3)	NED	7	2	6
Match duration: 2h18min			54min	37min	47min

Court 1

Chair Umpire: DUANGPINKUM Amorn (THA)

WANG Ziyang				van KOOT Aniek (3)				
1 st Set	2 nd Set	3 rd Set	Total		1 st Set	2 nd Set	3 rd Set	Total
0	0	0	0	Total aces	1	0	0	1
4	1	2	7	Double faults	5	3	1	9
1	0	0	1	Service winners	0	0	0	0
31/50	18/26	22/32	71/108	1st serve	32/44	17/28	25/34	74/106
(62%)	(69%)	(69%)	(66%)		(73%)	(61%)	(74%)	(70%)
0	0	0	0	Aces on 1st serve	1	0	0	1
13/31	10/18	9/22	32/71	Points won on 1st serve	15/32	6/17	15/25	36/74
(42%)	(56%)	(41%)	(45%)		(47%)	(35%)	(60%)	(49%)
15/19	7/8	8/10	30/37	2nd Serve	7/12	8/11	8/9	23/32
(79%)	(88%)	(80%)	(81%)		(58%)	(73%)	(89%)	(72%)
0	0	0	0	Aces on 2nd Serve	0	0	0	0
7/19	4/8	4/10	15/37	Points won on 2nd serve	3/12	4/11	4/9	11/32
(37%)	(50%)	(40%)	(41%)		(25%)	(36%)	(44%)	(34%)
46	32	28	106	Total points won	48	22	38	108
26/44	18/28	15/34	59/106	Receiving points won	30/50	12/26	19/32	61/108
(59%)	(64%)	(44%)	(56%)		(60%)	(46%)	(59%)	(56%)
5/7	4/5	1/5	10/17	Break point conversions	5/11	2/5	3/6	10/22
(71%)	(80%)	(20%)	(59%)		(45%)	(40%)	(50%)	(45%)
17	7	13	37	Forehand winners	7	5	6	18
8	6	6	20	Backhand winners	10	4	5	19
24	12	12	48	Forced errors	14	15	2	31
6	1	15	22	Unforced errors	6	4	7	17
1/1	0/0	0/0	1/1	Net points won	0/0	0/1	0/0	0/1
(100%)	(0%)	(0%)	(100%)		(0%)	(0%)	(0%)	(0%)

	1 st Set							2 nd Set					3 rd Set																	
WANG Ziyang	*0	0	*0	1	*1	2	*3	4	*4	5	*5	6	6	(7)	1	*1	2	*2	3	*4	5	*6	0	*1	1	*1	2	*2	2	*2
van KOOT Aniek (3)	1	*2	3	*3	4	*4	4	*4	5	*5	6	*6	7	*0	1	*1	2	*2	2	*2	2	*1	1	*2	3	*3	4	*5	6	

Note:
Total winners is the sum of total aces, service winners, forehand winners and backhand winners.

Legend:
W Winner * Server



Scorecard

スコアカード

	WANG Ziyiing	CHN	6 (7)	6	2
W	van KOOT Aniek (3)	NED	7	2	6
Match duration: 2h19min			54min	37min	48min

Court	Court 1	Scoring Rule	Three tie-break sets
Chair Umpire	DUANGPINKUM Amorn (THA)	Match Code	WS303
Started	14:05	Finished	16:24

1st Set

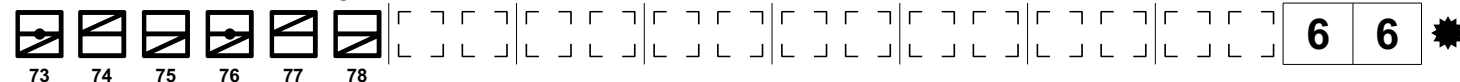
Game 1: Ziyiing Wang Serving													ZiWa	Anva	
													0	1	☀
1	2	3	4	5	6	7	8								
Game 2: Aniek van Koot Serving													ZiWa	Anva	
													0	2	
9	10	11	12	13											
Game 3: Ziyiing Wang Serving													ZiWa	Anva	
													0	3	☀
14	15	16	17	18	19										
Game 4: Aniek van Koot Serving													ZiWa	Anva	
													1	3	☀
20	21	22	23	24	25	26	27								
Game 5: Ziyiing Wang Serving													ZiWa	Anva	
													1	4	☀
28	29	30	31	32	33	34	35								
Game 6: Aniek van Koot Serving													ZiWa	Anva	
													2	4	☀
36	37	38	39	40											
Game 7: Ziyiing Wang Serving													ZiWa	Anva	
													3	4	
41	42	43	44	45	46										
Game 8: Aniek van Koot Serving													ZiWa	Anva	
													4	4	☀
47	48	49	50	51	52										
Game 9: Ziyiing Wang Serving													ZiWa	Anva	
													4	5	☀
53	54	55	56	57	58										
Game 10: Aniek van Koot Serving													ZiWa	Anva	
													5	5	☀
59	60	61	62	63	64										
Game 11: Ziyiing Wang Serving													ZiWa	Anva	
													5	6	☀
65	66	67	68	69	70	71	72								



Scorecard

スコアカード

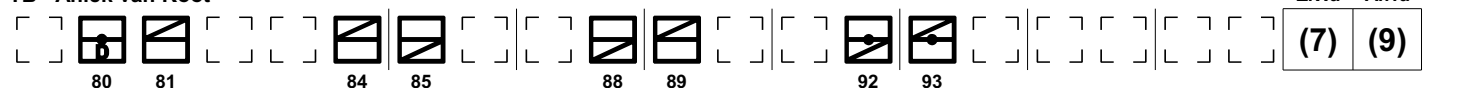
Game 12: Aniek van Koot Serving



TB - Ziyang Wang

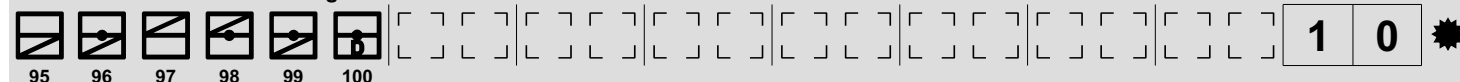


TB - Aniek van Koot

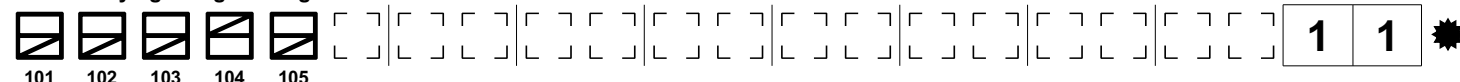


2nd Set

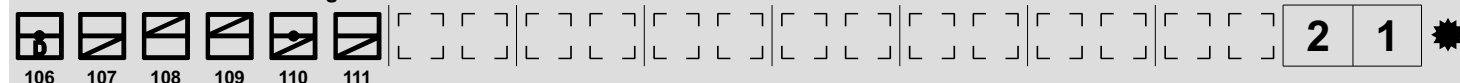
Game 1: Aniek van Koot Serving



Game 2: Ziyang Wang Serving



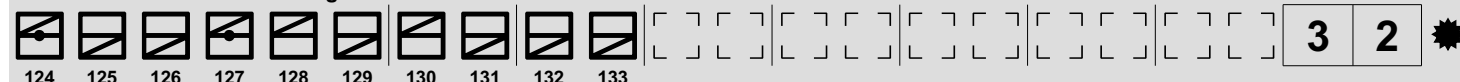
Game 3: Aniek van Koot Serving



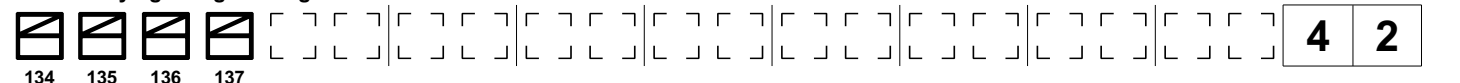
Game 4: Ziyang Wang Serving



Game 5: Aniek van Koot Serving



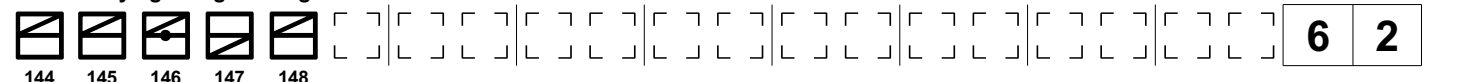
Game 6: Ziyang Wang Serving



Game 7: Aniek van Koot Serving



Game 8: Ziyang Wang Serving



3rd Set

Game 1: Aniek van Koot Serving



Game 2: Ziyang Wang Serving





Scorecard

スコアカード

Game 3: Aniek van Koot Serving

														ZiWa	Anva	
															1	2
169	170	171	172	173	174	175	176									

Game 4: Ziying Wang Serving

														ZiWa	Anva	
															1	3
177	178	179	180													

Game 5: Aniek van Koot Serving

														ZiWa	Anva	
															2	3
181	182	183	184	185	186	187	188	189	190	191	192					

Game 6: Ziying Wang Serving

														ZiWa	Anva	
															2	4
193	194	195	196	197	198	199	200									

Game 7: Aniek van Koot Serving

														ZiWa	Anva	
															2	5
201	202	203	204	205	206											

Game 8: Ziying Wang Serving

														ZiWa	Anva	
															2	6
207	208	209	210	211	212	213	214									

Incidents Summary:

Code of Conduct Violation: 0
Time Violation: 0

Legend:

	Tie-break		Winner		Double fault		Point to receiver - 2nd serve
	Point to server - 2nd serve		Ace - 1st serve		Point to receiver - 1st serve		Point to server - 1st serve
	Service Break						



Match Statistics

試合統計

	ZHU Zhenzhen (7)	CHN	5	1
W	KAMIJI Yui (2)	JPN	7	6
Match duration: 1h29min			56min	33min

Centre Court

Chair Umpire: BURKA Fernanda (ARG)

ZHU Zhenzhen (7)				KAMIJI Yui (2)				
1 st Set	2 nd Set	3 rd Set	Total		1 st Set	2 nd Set	3 rd Set	Total
0	0		0	Total aces	1	1		2
2	2		4	Double faults	0	1		1
0	0		0	Service winners	0	0		0
22/32	12/18		34/50	1st serve	41/49	12/16		53/65
(69%)	(67%)		(68%)		(84%)	(75%)		(82%)
0	0		0	Aces on 1st serve	1	1		2
13/22	2/12		15/34	Points won on 1st serve	22/41	8/12		30/53
(59%)	(17%)		(44%)		(54%)	(67%)		(57%)
8/10	4/6		12/16	2nd Serve	8/8	3/4		11/12
(80%)	(67%)		(75%)		(100%)	(75%)		(92%)
0	0		0	Aces on 2nd Serve	0	0		0
3/10	0/6		3/16	Points won on 2nd serve	6/8	2/4		8/12
(30%)	(0%)		(19%)		(75%)	(50%)		(67%)
37	8		45	Total points won	44	26		70
21/49	6/16		27/65	Receiving points won	16/32	16/18		32/50
(43%)	(38%)		(42%)		(50%)	(89%)		(64%)
2/3	1/1		3/4	Break point conversions	3/4	4/4		7/8
(67%)	(100%)		(75%)		(75%)	(100%)		(88%)
9	2		11	Forehand winners	13	7		20
7	1		8	Backhand winners	4	0		4
17	10		27	Forced errors	15	2		17
9	8		17	Unforced errors	6	3		9
0/0	0/0		0/0	Net points won	1/1	2/2		3/3
(0%)	(0%)		(0%)		(100%)	(100%)		(100%)

	1 st Set					2 nd Set					
ZHU Zhenzhen (7)	*0	1*1	2*3	3*4	4*5	5*5	5	*0	0*0	1*1	1*1
KAMIJI Yui (2)	1*1	2*2	2*3	3*4	4*5	6*7		1*2	3*3	4*5	6

Note:

Total winners is the sum of total aces, service winners, forehand winners and backhand winners.

Legend:

W Winner * Server



Scorecard

スコアカード

	ZHU Zhenzhen (7)	CHN	5	1
W	KAMIJI Yui (2)	JPN	7	6
Match duration: 1h29min			56min	33min

Court	Centre Court	Scoring Rule	Three tie-break sets
Chair Umpire	BURKA Fernanda (ARG)	Match Code	WS304
Started	11:11	Finished	12:41

1st Set
























Game	Serving	ZhZh	YuKa
Game 1	Zhenzhen Zhu	0	1
Game 2	Yui Kamiji	1	1
Game 3	Zhenzhen Zhu	1	2
Game 4	Yui Kamiji	2	2
Game 5	Zhenzhen Zhu	3	2
Game 6	Yui Kamiji	3	3
Game 7	Zhenzhen Zhu	4	3
Game 8	Yui Kamiji	4	4
Game 9	Zhenzhen Zhu	5	4
Game 10	Yui Kamiji	5	5
Game 11	Zhenzhen Zhu	5	6



Scorecard

























スコアカード

Game 12: Yui Kamiji Serving
























																							ZhZh	YuKa		
79	80	81	82	83																					5	7

2nd Set






Game 1: Zhenzhen Zhu Serving

																							ZhZh	YuKa		
84	85	86	87																						0	1

























Game 2: Yui Kamiji Serving

																							ZhZh	YuKa		
88	89	90	91	92																					0	2




Game 3: Zhenzhen Zhu Serving

																							ZhZh	YuKa		
93	94	95	96	97																					0	3
























Game 4: Yui Kamiji Serving

																							ZhZh	YuKa		
98	99	100	101	102	103																				1	3








Game 5: Zhenzhen Zhu Serving

																							ZhZh	YuKa		
104	105	106	107	108																					1	4

Game 6: Yui Kamiji Serving

																							ZhZh	YuKa		
109	110	111	112	113																					1	5








Game 7: Zhenzhen Zhu Serving

																							ZhZh	YuKa		
114	115	116	117																						1	6

Incidents Summary:

Code of Conduct Violation: 0
Time Violation: 0

Legend:

 Winner
 Ace - 1st serve
 Double fault
 Point to receiver - 1st serve
 Point to server - 2nd serve
 Point to server - 1st serve
 Service Break



Match Statistics

試合統計

W	de GROOT Diede (1)	NED	6	6
	WHILEY Jordanne (4)	GBR	4	2
Match duration: 1h09min			39min	30min

Centre Court

Chair Umpire: OTA Kinuka (JPN)

de GROOT Diede (1)				WHILEY Jordanne (4)				
1 st Set	2 nd Set	3 rd Set	Total		1 st Set	2 nd Set	3 rd Set	Total
0	0		0	Total aces	1	0		1
5	2		7	Double faults	4	5		9
0	0		0	Service winners	0	0		0
16/32	16/24		32/56	1st serve	13/32	9/23		22/55
(50%)	(67%)		(57%)		(41%)	(39%)		(40%)
0	0		0	Aces on 1st serve	0	0		0
12/16	8/16		20/32	Points won on 1st serve	7/13	4/9		11/22
(75%)	(50%)		(63%)		(54%)	(44%)		(50%)
11/16	6/8		17/24	2nd Serve	15/19	9/14		24/33
(69%)	(75%)		(71%)		(79%)	(64%)		(73%)
0	0		0	Aces on 2nd Serve	1	0		1
5/16	5/8		10/24	Points won on 2nd serve	8/19	3/14		11/33
(31%)	(63%)		(42%)		(42%)	(21%)		(33%)
34	29		63	Total points won	30	18		48
17/32	16/23		33/55	Receiving points won	15/32	11/24		26/56
(53%)	(70%)		(60%)		(47%)	(46%)		(46%)
3/3	4/4		7/7	Break point conversions	2/2	2/2		4/4
(100%)	(100%)		(100%)		(100%)	(100%)		(100%)
9	8		17	Forehand winners	7	6		13
3	4		7	Backhand winners	0	5		5
13	5		18	Forced errors	12	7		19
9	2		11	Unforced errors	10	10		20
3/5	3/3		6/8	Net points won	4/5	5/7		9/12
(60%)	(100%)		(75%)		(80%)	(71%)		(75%)

	1 st Set						2 nd Set										
de GROOT Diede (1)	*1	1*	1*	2*	3*	4*	5*	5*	6	*1	2*	3*	4*	4*	5*	5*	6
WHILEY Jordanne (4)	0*	*1	2*	2*	3*	3*	3*	4*	4*	0*	*0	0*	*0	1*	*1	2*	*2

Note:

Total winners is the sum of total aces, service winners, forehand winners and backhand winners.

Legend:

W Winner * Server



Scorecard

スコアカード

W	de GROOT Diede (1)	NED	6	6
	WHILEY Jordanne (4)	GBR	4	2
Match duration: 1h09min			39min	30min

Court	Centre Court	Scoring Rule	Three tie-break sets
Chair Umpire	OTA Kinuka (JPN)	Match Code	WS401
Started	10:09	Finished	11:19

1st Set

Game 1: Diede de Groot Serving													Dide	JoWh
													1	0
1	2	3	4	5	6									
Game 2: Jordanne Whiley Serving													Dide	JoWh
													1	1
7	8	9	10	11										
Game 3: Diede de Groot Serving													Dide	JoWh
													1	2
12	13	14	15	16	17									
Game 4: Jordanne Whiley Serving													Dide	JoWh
													2	2
18	19	20	21	22	23	24	25							
Game 5: Diede de Groot Serving													Dide	JoWh
													3	2
26	27	28	29	30	31	32	33							
Game 6: Jordanne Whiley Serving													Dide	JoWh
													3	3
34	35	36	37	38	39	40	41							
Game 7: Diede de Groot Serving													Dide	JoWh
													4	3
42	43	44	45	46	47									
Game 8: Jordanne Whiley Serving													Dide	JoWh
													5	3
48	49	50	51	52										
Game 9: Diede de Groot Serving													Dide	JoWh
													5	4
53	54	55	56	57	58									
Game 10: Jordanne Whiley Serving													Dide	JoWh
													6	4
59	60	61	62	63	64									

2nd Set



Scorecard

スコアカード

Game 1: Diede de Groot Serving														Dide	JoWh	
															1	0
65	66	67	68													
Game 2: Jordanne Whiley Serving														Dide	JoWh	
															2	0
69	70	71	72	73	74											
Game 3: Diede de Groot Serving														Dide	JoWh	
															3	0
75	76	77	78	79	80											
Game 4: Jordanne Whiley Serving														Dide	JoWh	
															4	0
81	82	83	84	85												
Game 5: Diede de Groot Serving														Dide	JoWh	
															4	1
86	87	88	89	90	91											
Game 6: Jordanne Whiley Serving														Dide	JoWh	
															5	1
92	93	94	95	96	97											
Game 7: Diede de Groot Serving														Dide	JoWh	
															5	2
98	99	100	101	102	103	104	105									
Game 8: Jordanne Whiley Serving														Dide	JoWh	
															6	2
106	107	108	109	110	111											

Incidents Summary:

Code of Conduct Violation: 0
Time Violation: 0

Legend:					
Winner					



Match Statistics

試合統計

	van KOOT Aniek (3)	NED	2	2
W	KAMIJI Yui (2)	JPN	6	6
Match duration: 1h23min			41min	42min

Centre Court

Chair Umpire: RODRIGUEZ Pablo (ESP)

van KOOT Aniek (3)				KAMIJI Yui (2)				
1 st Set	2 nd Set	3 rd Set	Total		1 st Set	2 nd Set	3 rd Set	Total
1	0		1	Total aces	1	0		1
2	3		5	Double faults	1	2		3
0	0		0	Service winners	0	0		0
32/46	17/25		49/71	1st serve	14/20	27/33		41/53
(70%)	(68%)		(69%)		(70%)	(82%)		(77%)
1	0		1	Aces on 1st serve	1	0		1
15/32	7/17		22/49	Points won on 1st serve	9/14	13/27		22/41
(47%)	(41%)		(45%)		(64%)	(48%)		(54%)
12/14	5/8		17/22	2nd Serve	5/6	4/6		9/12
(86%)	(63%)		(77%)		(83%)	(67%)		(75%)
0	0		0	Aces on 2nd Serve	0	0		0
6/14	1/8		7/22	Points won on 2nd serve	4/6	2/6		6/12
(43%)	(13%)		(32%)		(67%)	(33%)		(50%)
28	26		54	Total points won	38	32		70
7/20	18/33		25/53	Receiving points won	25/46	17/25		42/71
(35%)	(55%)		(47%)		(54%)	(68%)		(59%)
1/2	2/5		3/7	Break point conversions	3/7	4/4		7/11
(50%)	(40%)		(43%)		(43%)	(100%)		(64%)
3	9		12	Forehand winners	10	12		22
5	5		10	Backhand winners	2	2		4
16	9		25	Forced errors	15	8		23
9	9		18	Unforced errors	4	4		8
0/1	1/3		1/4	Net points won	1/1	3/3		4/4
(0%)	(33%)		(25%)		(100%)	(100%)		(100%)

	1 st Set					2 nd Set										
van KOOT Aniek (3)	0	*0	1	*1	1	*2	2	*2	2	*2						
KAMIJI Yui (2)	*1	2	*2	3	*4	4	*5	6	*0	1	*1	2	*3	4	*5	6

Note:
Total winners is the sum of total aces, service winners, forehand winners and backhand winners.

Legend:
W Winner * Server



Scorecard

スコアカード

	van KOOT Aniek (3)	NED	2	2
W	KAMIJI Yui (2)	JPN	6	6
Match duration: 1h23min			42min	41min

Court	Centre Court	Scoring Rule	Three tie-break sets
Chair Umpire	RODRIGUEZ Pablo (ESP)	Match Code	WS402
Started	11:43	Finished	13:07

1st Set

Game 1: Yui Kamiji Serving													Anva	YuKa
													0	1
1	2	3	4											

Game 2: Aniek van Koot Serving													Anva	YuKa
													0	2
5	6	7	8	9	10									

Game 3: Yui Kamiji Serving													Anva	YuKa
													1	2
11	12	13	14											

Game 4: Aniek van Koot Serving													Anva	YuKa
15	16	17	18	19	20	21	22	23	24	25	26	27	28	29

													1	3
35	36													

Game 5: Yui Kamiji Serving													Anva	YuKa
													1	4
37	38	39	40											

Game 6: Aniek van Koot Serving													Anva	YuKa
													2	4
41	42	43	44	45	46	47	48							

Game 7: Yui Kamiji Serving													Anva	YuKa
													2	5
49	50	51	52	53	54	55	56							

Game 8: Aniek van Koot Serving													Anva	YuKa
													2	6
57	58	59	60	61	62	63	64	65	66					

2nd Set

Game 1: Yui Kamiji Serving													Anva	YuKa
													1	0
67	68	69	70	71										

Game 2: Aniek van Koot Serving													Anva	YuKa
													1	1
72	73	74	75	76	77									



Scorecard

スコアカード

Game 3: Yui Kamiji Serving

														Anva	YuKa	
														2	1	
78	79	80	81													

Game 4: Aniek van Koot Serving

														Anva	YuKa	
														2	2	
82	83	84	85	86	87	88	89									

Game 5: Yui Kamiji Serving

														Anva	YuKa	
														2	3	
90	91	92	93	94	95											

Game 6: Aniek van Koot Serving

														Anva	YuKa	
														2	4	
96	97	98	99	100	101											

Game 7: Yui Kamiji Serving

														Anva	YuKa	
														2	5	
102	103	104	105	106	107	108	109	110	111	112	113	114	115			

Game 8: Aniek van Koot Serving

														Anva	YuKa	
														2	6	
120	121	122	123	124												

Incidents Summary:

Code of Conduct Violation: 0
Time Violation: 0

Legend:

	Winner		Double fault		Point to receiver - 2nd serve		Point to server - 2nd serve
	Ace - 1st serve		Point to receiver - 1st serve		Point to server - 1st serve		Service Break



Match Statistics

試合統計

W	WHILEY Jordanne (4)	GBR	6	6 (7)	6
	van KOOT Aniek (3)	NED	4	7	4
Match duration: 2h35min			46min	58min	51min

Centre Court

Chair Umpire: YAN Bo (CHN)

WHILEY Jordanne (4)				van KOOT Aniek (3)				
1 st Set	2 nd Set	3 rd Set	Total		1 st Set	2 nd Set	3 rd Set	Total
3	1	2	6	Total aces	0	0	0	0
8	2	3	13	Double faults	2	4	6	12
0	0	1	1	Service winners	0	0	0	0
20/46	28/40	31/41	79/127	1st serve	21/31	27/40	22/36	70/107
(43%)	(70%)	(76%)	(62%)		(68%)	(68%)	(61%)	(65%)
1	1	2	4	Aces on 1st serve	0	0	0	0
14/20	14/28	19/31	47/79	Points won on 1st serve	7/21	16/27	11/22	34/70
(70%)	(50%)	(61%)	(59%)		(33%)	(59%)	(50%)	(49%)
18/26	10/12	7/10	35/48	2nd Serve	8/10	9/13	8/14	25/37
(69%)	(83%)	(70%)	(73%)		(80%)	(69%)	(57%)	(68%)
2	0	0	2	Aces on 2nd Serve	0	0	0	0
8/26	5/12	1/10	14/48	Points won on 2nd serve	5/10	7/13	4/14	16/37
(31%)	(42%)	(10%)	(29%)		(50%)	(54%)	(29%)	(43%)
41	36	41	118	Total points won	36	44	36	116
19/31	17/40	21/36	57/107	Receiving points won	24/46	21/40	21/41	66/127
(61%)	(43%)	(58%)	(53%)		(52%)	(53%)	(51%)	(52%)
4/7	2/4	4/4	10/15	Break point conversions	3/8	2/3	3/5	8/16
(57%)	(50%)	(100%)	(67%)		(38%)	(67%)	(60%)	(50%)
13	11	11	35	Forehand winners	7	6	9	22
1	7	4	12	Backhand winners	2	5	3	10
11	13	10	34	Forced errors	12	6	9	27
16	20	14	50	Unforced errors	12	11	14	37
4/7	3/6	2/5	9/18	Net points won	0/1	0/2	2/4	2/7
(57%)	(50%)	(40%)	(50%)		(0%)	(0%)	(50%)	(29%)

	1 st Set					2 nd Set							3 rd Set																	
WHILEY Jordanne (4)	0*	*1	2*	3*	3	4*	4	5*	6	0*	0	1*	1*	2*	3*	4*	4*	5*	6	6(7)	*1	2*	2*	3*	3*	3*	4*	4*	5*	6
van KOOT Aniek (3)	*1	1*	1*	2*	2*	3*	3*	4*	4*	*1	2*	2*	3*	4*	4*	4*	5*	5*	6	6	7	0*	0	1*	1*	2*	2*	3*	4*	4*

Note:
Total winners is the sum of total aces, service winners, forehand winners and backhand winners.

Legend:
W Winner * Server



Scorecard

スコアカード

W	WHILEY Jordanne (4)	GBR	6	6 (7)	6
	van KOOT Aneik (3)	NED	4	7	4
Match duration: 2h35min			46min	58min	51min

Court	Centre Court	Scoring Rule	Three tie-break sets
Chair Umpire	YAN Bo (CHN)	Match Code	WS502
Started	18:46	Finished	21:22

1st Set

Game 1: Aneik van Koot Serving													JoWh	Anva	
													0	1	
1	2	3	4	5	6										
Game 2: Jordanne Whiley Serving													JoWh	Anva	
													1	1	
7	8	9	10	11	12										
Game 3: Aneik van Koot Serving													JoWh	Anva	
													2	1	
13	14	15	16	17											
Game 4: Jordanne Whiley Serving													JoWh	Anva	
														2	2
18	19	20	21	22	23	24	25	26	27	28	29	30	31		
Game 5: Aneik van Koot Serving													JoWh	Anva	
														3	2
32	33	34	35	36	37										
Game 6: Jordanne Whiley Serving													JoWh	Anva	
														3	3
38	39	40	41	42	43	44	45								
Game 7: Aneik van Koot Serving													JoWh	Anva	
														4	3
46	47	48	49	50	51	52	53								
Game 8: Jordanne Whiley Serving													JoWh	Anva	
														4	4
54	55	56	57	58	59	60	61	62	63						
Game 9: Aneik van Koot Serving													JoWh	Anva	
														5	4
64	65	66	67	68	69										
Game 10: Jordanne Whiley Serving													JoWh	Anva	
														6	4
70	71	72	73	74	75	76	77								

2nd Set



Scorecard

スコアカード

Game 1: Aniek van Koot Serving														JoWh	Anva
														0	1
78	79	80	81												
Game 2: Jordanne Whiley Serving														JoWh	Anva
														0	2
82	83	84	85	86											
Game 3: Aniek van Koot Serving														JoWh	Anva
														1	2
87	88	89	90	91	92										
Game 4: Jordanne Whiley Serving														JoWh	Anva
														1	3
93	94	95	96	97											
Game 5: Aniek van Koot Serving														JoWh	Anva
														1	4
98	99	100	101												
Game 6: Jordanne Whiley Serving														JoWh	Anva
														2	4
102	103	104	105	106	107										
Game 7: Aniek van Koot Serving														JoWh	Anva
														3	4
108	109	110	111	112	113	114	115								
Game 8: Jordanne Whiley Serving														JoWh	Anva
														4	4
116	117	118	119	120											
Game 9: Aniek van Koot Serving														JoWh	Anva
														4	5
121	122	123	124	125											
Game 10: Jordanne Whiley Serving														JoWh	Anva
														5	5
126	127	128	129	130											
Game 11: Aniek van Koot Serving														JoWh	Anva
														5	6
131	132	133	134	135											
Game 12: Jordanne Whiley Serving														JoWh	Anva
														6	6
136	137	138	139	140	141										
TB - Jordanne Whiley														JoWh	Anva
														6	7
143	144			147	148		151	152		155	156				
TB - Aniek van Koot														JoWh	Anva
														(7)	(9)
142			145	146		149	150		153	154		157			

3rd Set



Scorecard

スコアカード

Game 1: Jordanne Whiley Serving														JoWh	Anva	
															1	0
158	159	160	161	162												
Game 2: Aniek van Koot Serving														JoWh	Anva	
															2	0
163	164	165	166	167	168											
Game 3: Jordanne Whiley Serving														JoWh	Anva	
															2	1
169	170	171	172	173	174	175	176									
Game 4: Aniek van Koot Serving														JoWh	Anva	
															3	1
177	178	179	180	181	182											
Game 5: Jordanne Whiley Serving														JoWh	Anva	
															3	2
183	184	185	186	187	188	189	190	191	192							
Game 6: Aniek van Koot Serving														JoWh	Anva	
															3	3
193	194	195	196	197												
Game 7: Jordanne Whiley Serving														JoWh	Anva	
															3	4
198	199	200	201	202	203	204	205									
Game 8: Aniek van Koot Serving														JoWh	Anva	
															4	4
206	207	208	209	210	211	212	213	214	215	216	217	218	219			
Game 9: Jordanne Whiley Serving														JoWh	Anva	
															5	4
220	221	222	223	224	225	226	227	228	229							
Game 10: Aniek van Koot Serving														JoWh	Anva	
															6	4
230	231	232	233	234												

Incidents Summary:

Code of Conduct Violation: 0
Time Violation: 0



Ariake Tennis Park

有明テニスの森

FRI 3 SEP 2021

Wheelchair Tennis

車いすテニス

Women's Singles

女子シングルス

Bronze Medal Match

3位決定戦



Scorecard

スコアカード

Legend:							
TB	Tie-break	W	Winner		Ace - 2nd serve		Double fault
	Point to receiver - 2nd serve		Point to server - 2nd serve		Ace - 1st serve		Point to receiver - 1st serve
	Point to server - 1st serve		Service Break				



Match Statistics

試合統計

W	de GROOT Diede (1)	NED	6	7
	KAMIJI Yui (2)	JPN	3	6 (1)
Match duration: 1h45min			32min	73min

Centre Court

Chair Umpire: EDWARDS Fiona (GBR)

de GROOT Diede (1)				KAMIJI Yui (2)			
1 st Set	2 nd Set	3 rd Set	Total	1 st Set	2 nd Set	3 rd Set	Total
0	1		1	Total aces	1	0	1
4	3		7	Double faults	1	2	3
0	0		0	Service winners	0	0	0
14/25	25/42		39/67	1st serve	21/27	45/62	66/89
(56%)	(60%)		(58%)		(78%)	(73%)	(74%)
0	1		1	Aces on 1st serve	1	0	1
5/14	10/25		15/39	Points won on 1st serve	7/21	20/45	27/66
(36%)	(40%)		(38%)		(33%)	(44%)	(41%)
7/11	14/17		21/28	2nd Serve	5/6	15/17	20/23
(64%)	(82%)		(75%)		(83%)	(88%)	(87%)
0	0		0	Aces on 2nd Serve	0	0	0
6/11	9/17		15/28	Points won on 2nd serve	2/6	7/17	9/23
(55%)	(53%)		(54%)		(33%)	(41%)	(39%)
29	54		83	Total points won	23	50	73
18/27	35/62		53/89	Receiving points won	14/25	23/42	37/67
(67%)	(56%)		(60%)		(56%)	(55%)	(55%)
4/5	4/10		8/15	Break point conversions	2/4	4/7	6/11
(80%)	(40%)		(53%)		(50%)	(57%)	(55%)
3	14		17	Forehand winners	2	12	14
10	14		24	Backhand winners	2	4	6
8	26		34	Forced errors	9	17	26
10	8		18	Unforced errors	7	8	15
1/2	0/2		1/4	Net points won	0/0	2/6	2/6
(50%)	(0%)		(25%)		(0%)	(33%)	(33%)

	1 st Set						2 nd Set																
de GROOT Diede (1)	0	*1	2	*2	3	*4	5	*5	6	*1	2	*2	3	*3	3	*4	5	*5	6	7			
KAMIJI Yui (2)	*1	1	*1	2	*2	2	*2	3	*3	0	*0	1	*1	2	*2	3	*3	4	*4	6	*6	6	(1)

Note:

Total winners is the sum of total aces, service winners, forehand winners and backhand winners.

Legend:

W Winner * Server



Scorecard

スコアカード

W	de GROOT Diede (1)	NED	6	7
	KAMIJI Yui (2)	JPN	3	6 (1)
Match duration: 1h45min			32min	73min

Court	Centre Court	Scoring Rule	Three tie-break sets
Chair Umpire	EDWARDS Fiona (GBR)	Match Code	WS501
Started	21:47	Finished	23:33

1st Set

Game 1: Yui Kamiji Serving														Dide	YuKa
														0	1
1	2	3	4												
Game 2: Diede de Groot Serving														Dide	YuKa
														1	1
5	6	7	8	9	10										
Game 3: Yui Kamiji Serving														Dide	YuKa
														2	1
11	12	13	14												
Game 4: Diede de Groot Serving														Dide	YuKa
														2	2
15	16	17	18												
Game 5: Yui Kamiji Serving														Dide	YuKa
														3	2
19	20	21	22	23	24	25	26	27	28						
Game 6: Diede de Groot Serving														Dide	YuKa
														4	2
29	30	31	32	33	34	35	36	37	38						
Game 7: Yui Kamiji Serving														Dide	YuKa
														5	2
39	40	41	42												
Game 8: Diede de Groot Serving														Dide	YuKa
														5	3
43	44	45	46	47											
Game 9: Yui Kamiji Serving														Dide	YuKa
														6	3
48	49	50	51	52											

2nd Set

Game 1: Diede de Groot Serving														Dide	YuKa
														1	0
53	54	55	56	57	58										



Scorecard

スコアカード

Game 2: Yui Kamiji Serving

59	60	61	62	63	64	65	66	67	68	69	70	71	72	73	74					
																		Dide	YuKa	
																		2	0	

Game 3: Diede de Groot Serving

75	76	77	78	79	80															
																		Dide	YuKa	
																		2	1	

Game 4: Yui Kamiji Serving

81	82	83	84	85	86															
																		Dide	YuKa	
																		3	1	

Game 5: Diede de Groot Serving

87	88	89	90																	
																		Dide	YuKa	
																		3	2	

Game 6: Yui Kamiji Serving

91	92	93	94																	
																		Dide	YuKa	
																		3	3	

Game 7: Diede de Groot Serving

95	96	97	98	99																
																		Dide	YuKa	
																		4	3	

Game 8: Yui Kamiji Serving

100	101	102	103	104																
																		Dide	YuKa	
																		5	3	

Game 9: Diede de Groot Serving

105	106	107	108	109	110	111	112	113	114	115	116									
																		Dide	YuKa	
																		5	4	

Game 10: Yui Kamiji Serving

117	118	119	120	121	122	123	124	125	126	127	128	129	130	131	132	133	134	135	136	
																		Dide	YuKa	

137	138																			
																		Dide	YuKa	
																		5	5	

Game 11: Diede de Groot Serving

139	140	141	142	143																
																		Dide	YuKa	
																		5	6	

Game 12: Yui Kamiji Serving

144	145	146	147	148																
																		Dide	YuKa	
																		6	6	

TB - Diede de Groot

149				152	153			156												
																		Dide	YuKa	
																		7	6	

TB - Yui Kamiji

						154	155													
																		Dide	YuKa	
																		(7)	(1)	



Ariake Tennis Park

有明テニスの森

FRI 3 SEP 2021

Wheelchair Tennis

車いすテニス

Women's Singles

女子シングルス

Gold Medal Match

決勝戦



Scorecard

スコアカード

Incidents Summary:

Code of Conduct Violation: 0

Time Violation: 0

Legend:							
TB	Tie-break	W	Winner		Double fault		Point to receiver - 2nd serve
	Point to server - 2nd serve		Ace - 1st serve		Point to receiver - 1st serve		Point to server - 1st serve
	Service Break						



Entry List by Event

種目ごとのエントリーリスト

As of WED 25 AUG 2021

Event Order	Ranking 23 AUG 2021	Name	NPC Code	Qualified Type	Seed
1	1 2	HEWETT Alfie REID Gordon	GBR		1
2	3 4	HOUDET Stephane PEIFER Nicolas	FRA		2
3	5 11	KUNIEDA Shingo SANADA Takashi	JPN		3
4	7 9	EGBERINK Tom SCHEFFERS Maikel	NED		4
5	6 16	FERNANDEZ Gustavo LEDESMA Agustin	ARG		5
6	8 14	GERARD Joachim VANDORPE Jef	BEL		6
7	15 13	CAVERZASCHI Daniel de la PUENTE Martin	ESP		7
8	20 12	ANKER Carlos SPAARGAREN Ruben	NED		8
9	19 18	ARAI Daisuke MIKI Takuya	JPN		
10	17 28	CATTANEO Frederic MENGUY Gaetan	FRA		
11	32 30	IM Ho Won OH Sang-Ho	KOR		
12	26 40	CATALDO Alexander SEPULVEDA Jaime	CHI		
13	21 49	RATZLAFF Casey STROUD Conner	USA		
14	38 34	BERDICHEVSKY Adam SASSON Guy	ISR		
15	33 41	FABISIAK Kamil JAROSZEWSKI Piotr	POL		
16	24 51	LEGNER Martin RIEGLER Josef	AUT		
17	61 22	CARNEIRO SILVA Gustavo RODRIGUES Daniel	BRA		
18	50 39	FLAX Thomas LANGMANN Nico	AUT		
19	37 62	SISCAR MESEGUER Enrique TUR Francesc	ESP		
20	53 71	MEDEIROS Rafael POMME Mauricio	BRA		



Entry List by Event

種目ごとのエントリーリスト

As of WED 25 AUG 2021

Event Order	Ranking 23 AUG 2021	Name	NPC Code	Qualified Type	Seed
21	111 25	DUNN Martyn WEEKES Ben	AUS		
22	48 95	KHLONGRUA Suthi SUWAN Banjob	THA		
23	67 98	ELS Leon MARIPA Evans	RSA		



Draw

ドロー

As of FRI 3 SEP 2021

Rank	1 st Round	Seed	NPC	2 nd Round	Quarterfinals	Semifinals	Final
1	HEWETT Alfie	(1)	GBR	HEWETT A REID G (1)	HEWETT A REID G (1)	Gold: HOUDET / PEIFER Silver: HEWETT / REID Bronze: EGBERINK / SCHEFFERS	FRA GBR NED
	2 REID Gordon						
	BYE						
37	SISCAR MESEGUER Enrique		ESP	FLAX T LANGMANN N	6-0 6-0	HEWETT A REID G (1)	
62	TUR Francesc						
50	FLAX Thomas		AUT	3-6 6-4 7-5			
39	LANGMANN Nico						
111	DUNN Martyn		AUS	CARNEIRO SILVA G RODRIGUES D	6-2 6-3	GERARD J VANDORPE J (6)	
25	WEEKES Ben						
61	CARNEIRO SILVA Gustavo		BRA	6-2 6-3			
22	RODRIGUES Daniel						
	BYE			GERARD J VANDORPE J (6)	6-3 6-1		
8	GERARD Joachim	(6)	BEL				HEWETT A REID G (1)
14	VANDORPE Jef						6-2 6-1
5	KUNIEDA Shingo	(3)	JPN	KUNIEDA S SANADA T (3)	KUNIEDA S SANADA T (3)		
11	SANADA Takashi						
	BYE						
17	CATTANEO Frederic		FRA	CATTANEO F MENGUY G	6-1 6-1	KUNIEDA S SANADA T (3)	
28	MENGUY Gaetan						
	BYE						
33	FABISIAK Kamil		POL	CATALDO A SEPULVEDA J	6-3 4-6 6-3	ANKER C SPAARGAREN R (8)	
41	JAROSZEWSKI Piotr						
26	CATALDO Alexander		CHI	6-3 4-6 6-3			
40	SEPULVEDA Jaime						
	BYE			ANKER C SPAARGAREN R (8)	6-1 7-5		Gold Medal
20	ANKER Carlos	(8)	NED				HOUDET S PEIFER N (2)
12	SPAARGAREN Ruben						7-5 0-6 7-6(3)
6	FERNANDEZ Gustavo	(5)	ARG	FERNANDEZ G LEDESMA A (5)	FERNANDEZ G LEDESMA A (5)		
16	LEDESMA Agustin						
	BYE						
48	KHLONGRUA Suthi		THA	ARAI D MIKI T	6-2 2-6 6-3	EGBERINK T SCHEFFERS M (4)	
95	SUWAN Banjob						
19	ARAI Daisuke		JPN	7-6(2) 6-3			
18	MIKI Takuya						
53	MEDEIROS Rafael		BRA	BERDICHEVSKY A SASSON G	6-1 2-0 RET	EGBERINK T SCHEFFERS M (4)	
71	POMME Mauricio						
38	BERDICHEVSKY Adam		ISR	6-1 2-0 RET			
34	SASSON Guy						
	BYE			EGBERINK T SCHEFFERS M (4)	6-1 6-1		
7	EGBERINK Tom	(4)	NED				HOUDET S PEIFER N (2)
9	SCHEFFERS Maikel						6-2 6-4
15	CAVERZASCHI Daniel	(7)	ESP	CAVERZASCHI D de la PUENTE M (7)	CAVERZASCHI D de la PUENTE M (7)		
13	de la PUENTE Martin						
	BYE						
67	ELS Leon		RSA	RATZLAFF C STROUD C	6-1 6-2	HOUDET S PEIFER N (2)	
98	MARIPA Evans						
21	RATZLAFF Casey		USA	5-7 6-1 6-2			
49	STROUD Conner						
32	IM Ho Won		KOR	IM HW OH SH	6-1 6-3	HOUDET S PEIFER N (2)	
30	OH Sang-Ho						
24	LEGNER Martin		AUT	6-1 6-3			
51	RIEGLER Josef						
	BYE			HOUDET S PEIFER N (2)	6-1 6-1		
3	HOUDET Stephane	(2)	FRA			KUNIEDA S SANADA T (3)	Bronze Medal
4	PEIFER Nicolas						EGBERINK T SCHEFFERS M (4)
							6-3 6-2
						EGBERINK T SCHEFFERS M (4)	

Note:
Ranking as of 23 AUG 2021.

Legend:
RET Retired



Match Statistics

試合統計

	SISCAR MESEGUER Enrique TUR Francesc	ESP	6	4	5
W	FLAX Thomas LANGMANN Nico	AUT	3	6	7
Match duration: 2h29min			33min	48min	68min

Court 4

Chair Umpire: DUANGPINKUM Amorn (THA)

SISCAR MESEGUER E/TUR F				FLAX T/LANGMANN N				
1 st Set	2 nd Set	3 rd Set	Total		1 st Set	2 nd Set	3 rd Set	Total
0	0	0	0	Total aces	0	2	2	4
1	0	0	1	Double faults	2	4	3	9
0	0	0	0	Service winners	1	0	1	2
21/26	21/26	15/22	57/74	1st serve	14/19	16/29	30/42	60/90
(81%)	(81%)	(68%)	(77%)	Aces on 1st serve	(74%)	(55%)	(71%)	(67%)
0	0	0	0	Points won on 1st serve	0	2	1	3
15/21	10/21	7/15	32/57	2nd Serve	6/14	10/16	20/30	36/60
(71%)	(48%)	(47%)	(56%)	Aces on 2nd Serve	(43%)	(63%)	(67%)	(60%)
4/5	5/5	7/7	16/17	Points won on 2nd serve	3/5	9/13	9/12	21/30
(80%)	(100%)	(100%)	(94%)	Total points won	(60%)	(69%)	(75%)	(70%)
0	0	0	0	Receiving points won	0	0	1	1
3/5	2/5	5/7	10/17	Break point conversions	2/5	6/13	4/12	12/30
(60%)	(40%)	(71%)	(59%)		(40%)	(46%)	(33%)	(40%)
29	25	30	84		16	30	34	80
11/19	13/29	18/42	42/90	Forehand winners	8/26	14/26	10/22	32/74
(58%)	(45%)	(43%)	(47%)	Backhand winners	(31%)	(54%)	(45%)	(43%)
2/2	2/5	3/3	7/10	Forced errors	1/1	3/4	2/4	6/9
(100%)	(40%)	(100%)	(70%)	Unforced errors	(100%)	(75%)	(50%)	(67%)
7	9	6	22		4	5	4	13
1	0	3	4		0	4	3	7
3	13	14	30		14	6	7	27
8	6	10	24		7	10	13	30

	1 st Set						2 nd Set						3 rd Set																		
Siscar Mesequer/Tur	*0	1	*2	3	*4	4	*5	5	*6	0	*1	2	*2	2	*2	3	*4	4	*4	0	0	1	2	3	*4	4	*4	4	*5	5	*5
Flax/Langmann	1	*1	1	*1	1	*2	2	*3	3	*1	1	*1	2	*3	4	*4	4	*5	6	*1	*2	*2	*2	2	*3	4	*5	5	*6	7	

Note:

Total winners is the sum of total aces, service winners, forehand winners and backhand winners.

Legend:

W Winner * Server



Scorecard

スコアカード

	SISCAR MESEGUER Enrique TUR Francesc	ESP	6	4	5
W	FLAX Thomas LANGMANN Nico	AUT	3	6	7
Match duration: 2h29min			33min	49min	67min

Court	Court 4	Scoring Rule	Three tie-break sets
Chair Umpire	DUANGPINKUM Amorn (THA)	Match Code	MD102
Started	20:48	Finished	23:18

1st Set

Game	Serving	ES/FT	TF/NL
Game 1	Francesc Tur	0	1
Game 2	Nico Langmann	1	1
Game 3	Enrique Siscar Meseguer	2	1
Game 4	Thomas Flax	3	1
Game 5	Francesc Tur	4	1
Game 6	Nico Langmann	4	2
Game 7	Enrique Siscar Meseguer	5	2
Game 8	Thomas Flax	5	3
Game 9	Francesc Tur	6	3

2nd Set

Game	Serving	ES/FT	TF/NL
Game 1	Nico Langmann	0	1



Scorecard

スコアカード

Game	Serving	ES/FT	TF/NL
Game 2	Francesc Tur	1	1
Game 3	Thomas Flax	2	1
Game 4	Enrique Siscar Meseguer	2	2
Game 5	Nico Langmann	2	3
Game 6	Francesc Tur	2	4
Game 7	Thomas Flax	3	4
Game 8	Enrique Siscar Meseguer	4	4
Game 9	Nico Langmann	4	5
Game 10	Francesc Tur	4	6
3rd Set			
Game 1	Nico Langmann	0	1
Game 2	Enrique Siscar Meseguer	0	2
Game 3	Thomas Flax	1	2
Game 4	Enrique Siscar Meseguer	2	2
Game 5	Nico Langmann	3	2



Scorecard

スコアカード

Game 6: Francesc Tur Serving

														ES/FT	TF/NL	
															4	2
128	129	130	131													

Game 7: Thomas Flax Serving

														ES/FT	TF/NL	
															4	3
132	133	134	135	136	137											

Game 8: Enrique Siscar Meseguer Serving

														ES/FT	TF/NL	
															4	4
138	139	140	141	142	143											

Game 9: Nico Langmann Serving

														ES/FT	TF/NL	
															4	5
144	145	146	147	148	149											

Game 10: Francesc Tur Serving

														ES/FT	TF/NL	
															5	5
150	151	152	153	154	155											

Game 11: Thomas Flax Serving

														ES/FT	TF/NL	
															5	6
156	157	158	159	160												

Game 12: Enrique Siscar Meseguer Serving

														ES/FT	TF/NL	
															5	7
161	162	163	164	165	166											

Incidents Summary:

Code of Conduct Violation: 0
Time Violation: 0

Legend:

W Winner		Ace - 2nd serve		Double fault		Point to receiver - 2nd serve
		Ace - 1st serve		Point to receiver - 1st serve		Point to server - 1st serve
	Service Break					



Match Statistics

試合統計

	DUNN Martyn WEEKES Ben	AUS	2	3
W	CARNEIRO SILVA Gustavo RODRIGUES Daniel	BRA	6	6
Match duration: 1h30min			38min	52min

Court 3

Chair Umpire: MUKHERJEE Abhishek (IND)

DUNN M/WEEKES B				CARNEIRO SILVA G/RODRIGUES D				
1 st Set	2 nd Set	3 rd Set	Total		1 st Set	2 nd Set	3 rd Set	Total
0	0		0	Total aces	0	0		0
2	1		3	Double faults	1	0		1
0	0		0	Service winners	0	0		0
13/23	22/31		35/54	1st serve	17/24	21/28		38/52
(57%)	(71%)		(65%)	Aces on 1st serve	(71%)	(75%)		(73%)
0	0		0	Points won on 1st serve	0	0		0
7/13	11/22		18/35	2nd Serve	12/17	12/21		24/38
(54%)	(50%)		(51%)	Aces on 2nd Serve	(71%)	(57%)		(63%)
8/10	8/9		16/19	Points won on 2nd serve	6/7	7/7		13/14
(80%)	(89%)		(84%)	Total points won	(86%)	(100%)		(93%)
0	0		0	Receiving points won	0	0		0
4/10	4/9		8/19	Break point conversions	5/7	4/7		9/14
(40%)	(44%)		(42%)		(71%)	(57%)		(64%)
18	27		45		29	32		61
7/24	12/28		19/52	Forehand winners	12/23	16/31		28/54
(29%)	(43%)		(37%)	Backhand winners	(52%)	(52%)		(52%)
0/0	1/3		1/3	Forced errors	2/3	3/4		5/7
(0%)	(33%)		(33%)	Unforced errors	(67%)	(75%)		(71%)
3	3		6		6	9		15
0	1		1		1	2		3
16	17		33		9	15		24
6	4		10		6	8		14

	1 st Set						2 nd Set					
Dunn/Weekes	*1	1*2	2*2	2*2	2	2	*0	0*1	1*2	3*3	3*3	
Carneiro Silva/Rodrigues	0	*1	1*2	3*4	5*6		1*2	2*3	3*3	4*5	6	

Note:

Total winners is the sum of total aces, service winners, forehand winners and backhand winners.

Legend:

W Winner * Server



Scorecard

スコアカード

	DUNN Martyn WEEKES Ben	AUS	2	3
W	CARNEIRO SILVA Gustavo RODRIGUES Daniel	BRA	6	6
Match duration: 1h30min			38min	52min

Court	Court 3	Scoring Rule	Three tie-break sets
Chair Umpire	MUKHERJEE Abhishek (IND)	Match Code	MD103
Started	21:34	Finished	23:05

1st Set

Game	Serving	MD/BW	GC/DR
Game 1	Ben Weekes	1	0
Game 2	Daniel Rodrigues	1	1
Game 3	Martyn Dunn	2	1
Game 4	Gustavo Carneiro Silva	2	2
Game 5	Ben Weekes	2	3
Game 6	Daniel Rodrigues	2	4
Game 7	Martyn Dunn	2	5
Game 8	Gustavo Carneiro Silva	2	6

2nd Set

Game	Serving	MD/BW	GC/DR
Game 1	Ben Weekes	0	1
Game 2	Daniel Rodrigues	0	2








Scorecard

スコアカード

Game	Serving	MD/BW	GC/DR
Game 3: Martyn Dunn	Serving	1	2
Game 4: Gustavo Carneiro Silva	Serving	1	3
Game 5: Ben Weekes	Serving	2	3
Game 6: Daniel Rodrigues	Serving	3	3
Game 7: Martyn Dunn	Serving	3	4
Game 8: Gustavo Carneiro Silva	Serving	3	5
Game 9: Ben Weekes	Serving	3	6

Incidents Summary:

Code of Conduct Violation: 0
Time Violation: 0

Legend:					
W	Winner		Double fault		Point to receiver - 2nd serve
	Point to receiver - 1st serve		Point to server - 1st serve		Service Break



Match Statistics

試合統計

	FABISIAK Kamil JAROSZEWSKI Piotr	POL	3	6	3
W	CATALDO Alexander SEPULVEDA Jaime	CHI	6	4	6
Match duration: 2h19min			43min	57min	39min

Court 8

Chair Umpire: ABDELAAL Hala (EGY)

FABISIAK K/JAROSZEWSKI P				CATALDO A/SEPULVEDA J				
1 st Set	2 nd Set	3 rd Set	Total		1 st Set	2 nd Set	3 rd Set	Total
1	0	0	1	Total aces	1	0	0	1
2	1	1	4	Double faults	0	0	3	3
0	0	0	0	Service winners	0	0	0	0
23/32	27/33	19/21	69/86	1st serve	24/28	24/29	22/29	70/86
(72%)	(82%)	(90%)	(80%)	Aces on 1st serve	(86%)	(83%)	(76%)	(81%)
1	0	0	1	Points won on 1st serve	12/24	10/24	9/22	31/70
8/23	18/27	5/19	31/69	2nd Serve	(50%)	(42%)	(41%)	(44%)
(35%)	(67%)	(26%)	(45%)	Aces on 2nd Serve	4/4	5/5	4/7	13/16
7/9	5/6	1/2	13/17	Points won on 2nd serve	(100%)	(100%)	(57%)	(81%)
(78%)	(83%)	(50%)	(76%)	Total points won	0	0	0	0
0	0	0	0	Receiving points won	2/4	4/5	2/7	8/16
4/9	2/6	0/2	6/17	Break point conversions	(50%)	(80%)	(29%)	(50%)
(44%)	(33%)	(0%)	(35%)		34	27	27	88
26	35	23	84	Total points won	20/32	13/33	16/21	49/86
14/28	15/29	18/29	47/86	Forehand winners	(63%)	(39%)	(76%)	(57%)
(50%)	(52%)	(62%)	(55%)	Backhand winners	4/7	2/5	4/4	10/16
2/3	3/8	3/4	8/15	Forced errors	(57%)	(40%)	(100%)	(63%)
(67%)	(38%)	(75%)	(53%)	Unforced errors	7	8	8	23
2	6	4	12		3	2	5	10
1	0	2	3		14	10	3	27
11	6	5	22		8	19	14	41
12	11	9	32					

	1 st Set					2 nd Set					3 rd Set								
Fabisiak/Jaroszewski	*0	0	*0	1	*2	2	*2	3	*3	1	*1	2	*2	3	*3	3	*3	3	
Cataldo/Sepulveda	1	*2	3	*3	3	*4	5	*5	6	*0	1	*1	2	*3	3	*3	3	*4	4

Note:

Total winners is the sum of total aces, service winners, forehand winners and backhand winners.

Legend:

W Winner * Server



Scorecard

スコアカード

	FABISIAK Kamil JAROSZEWSKI Piotr	POL	3	6	3
W	CATALDO Alexander SEPULVEDA Jaime	CHI	6	4	6
Match duration: 2h19min			44min	56min	39min

Court	Court 8	Scoring Rule	Three tie-break sets
Chair Umpire	ABDELAAL Hala (EGY)	Match Code	MD107
Started	21:23	Finished	23:43

1st Set

Game	Serving	KF/PJ	AC/JS	Notes
Game 1	Kamil Fabisiak	0	1	●
Game 2	Alexander Cataldo	0	2	
Game 3	Piotr Jaroszewski	0	3	●
Game 4	Jaime Sepulveda	1	3	●
Game 5	Kamil Fabisiak	2	3	
Game 6	Alexander Cataldo	2	4	
Game 7	Piotr Jaroszewski	2	5	●
Game 8	Jaime Sepulveda	3	5	●
Game 9	Kamil Fabisiak	3	6	●

2nd Set

Game	Serving	KF/PJ	AC/JS	Notes
Game 1	Kamil Fabisiak	1	0	



Scorecard

スコアカード

Game 2: Kamil Fabisiak Serving

														KF/PJ	AC/JS	
														1	1	☀
66	67	68	69	70	71											

Game 3: Jaime Sepulveda Serving

														KF/PJ	AC/JS	
														2	1	☀
72	73	74	75	76	77	78	79									

Game 4: Piotr Jaroszewski Serving

														KF/PJ	AC/JS	
														2	2	☀
80	81	82	83	84	85	86	87	88	89	90	91	92	93			

Game 5: Alexander Cataldo Serving

														KF/PJ	AC/JS	
														2	3	
94	95	96	97	98												

Game 6: Kamil Fabisiak Serving

														KF/PJ	AC/JS	
														3	3	
99	100	101	102	103												

Game 7: Jaime Sepulveda Serving

														KF/PJ	AC/JS	
														4	3	☀
104	105	106	107	108	109											

Game 8: Piotr Jaroszewski Serving

														KF/PJ	AC/JS	
														5	3	
110	111	112	113													

Game 9: Alexander Cataldo Serving

														KF/PJ	AC/JS	
														5	4	
114	115	116	117	118												

Game 10: Kamil Fabisiak Serving

														KF/PJ	AC/JS	
														6	4	
119	120	121	122													

3rd Set

Game 1: Jaime Sepulveda Serving

														KF/PJ	AC/JS	
														1	0	☀
123	124	125	126													

Game 2: Kamil Fabisiak Serving

														KF/PJ	AC/JS	
														1	1	☀
127	128	129	130	131	132											

Game 3: Alexander Cataldo Serving

														KF/PJ	AC/JS	
														2	1	☀
133	134	135	136													

Game 4: Piotr Jaroszewski Serving

														KF/PJ	AC/JS	
														2	2	☀
137	138	139	140	141												

Game 5: Jaime Sepulveda Serving

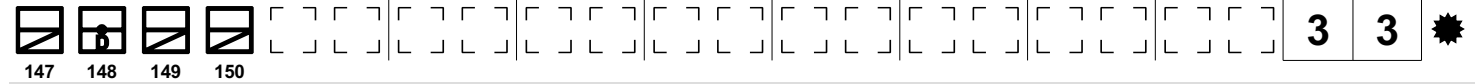
														KF/PJ	AC/JS	
														3	2	☀
142	143	144	145	146												



Scorecard

スコアカード

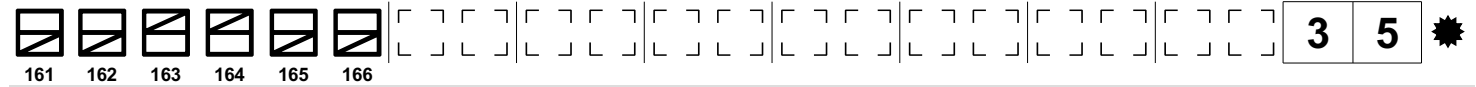
Game 6: Kamil Fabisiak Serving



Game 7: Alexander Cataldo Serving



Game 8: Piotr Jaroszewski Serving



Game 9: Jaime Sepulveda Serving



Incidents Summary:

Code of Conduct Violation: 0
Time Violation: 0

Legend:					
Winner	Double fault	Point to receiver - 2nd serve	Point to server - 2nd serve	Point to receiver - 1st serve	Point to server - 1st serve
Ace - 1st serve	Service Break				



Match Statistics

試合統計

	KHLONGRUA Suthi SUWAN Banjob	THA	6 (2)	3
W	ARAI Daisuke MIKI Takuya	JPN	7	6
Match duration: 2h12min			78min	54min

Centre Court

Chair Umpire: LAKHDHAR Yassine (TUN)

KHLONGRUA S/SUWAN B				ARAI D/MIKI T				
1 st Set	2 nd Set	3 rd Set	Total		1 st Set	2 nd Set	3 rd Set	Total
0	0		0	Total aces	2	1		3
3	2		5	Double faults	2	0		2
1	1		2	Service winners	1	1		2
27/46	25/33		52/79	1st serve	29/40	13/17		42/57
(59%)	(76%)		(66%)		(73%)	(76%)		(74%)
0	0		0	Aces on 1st serve	2	1		3
14/27	14/25		28/52	Points won on 1st serve	19/29	13/13		32/42
(52%)	(56%)		(54%)		(66%)	(100%)		(76%)
16/19	6/8		22/27	2nd Serve	9/11	4/4		13/15
(84%)	(75%)		(81%)		(82%)	(100%)		(87%)
0	0		0	Aces on 2nd Serve	0	0		0
10/19	3/8		13/27	Points won on 2nd serve	6/11	3/4		9/15
(53%)	(38%)		(48%)		(55%)	(75%)		(60%)
39	18		57	Total points won	47	32		79
15/40	1/17		16/57	Receiving points won	22/46	16/33		38/79
(38%)	(6%)		(28%)		(48%)	(48%)		(48%)
2/2	0/0		2/2	Break point conversions	2/11	2/3		4/14
(100%)	(0%)		(100%)		(18%)	(67%)		(29%)
4	2		6	Forehand winners	18	8		26
2	3		5	Backhand winners	2	2		4
14	9		23	Forced errors	9	1		10
10	11		21	Unforced errors	23	11		34

	1 st Set								2 nd Set														
Khlongrue/Suwan	0	*1	1	*1	2	*3	3	*3	4	*5	5	*6	6	(2)	*0	0	*1	1	*2	2	*3	3	*3
Arai/Miki	*1	1	*2	3	*3	3	*4	5	*5	5	*6	6	7	1	*2	2	*3	3	*4	4	*5	6	

Note:

Total winners is the sum of total aces, service winners, forehand winners and backhand winners.

Legend:

W Winner * Server



Scorecard

スコアカード

	KHLONGRUA Suthi SUWAN Banjob	THA	6 (2)	3
W	ARAI Daisuke MIKI Takuya	JPN	7	6
Match duration: 2h13min			79min	54min

Court	Centre Court	Scoring Rule	Three tie-break sets
Chair Umpire	LAKHDHAR Yassine (TUN)	Match Code	MD110
Started	21:16	Finished	23:30

















































































































































































































1st Set

Game	Serving	SK/BS	DA/TM
Game 1	Daisuke Arai	0	1
Game 2	Suthi Khlongruea	1	1
Game 3	Takuya Miki	1	2
Game 4	Banjob Suwan	1	3
Game 5	Daisuke Arai	2	3
Game 6	Suthi Khlongruea	3	3
Game 7	Takuya Miki	3	4
Game 8	Banjob Suwan	3	5
Game 9	Daisuke Arai	4	5
Game 10	Suthi Khlongruea	5	5



Scorecard

スコアカード

Game 11: Takuya Miki Serving													SK/BS	DA/TM
													5	6
58	59	60	61	62	63									
Game 12: Banjob Suwan Serving													SK/BS	DA/TM
														
64	65	66	67	68	69	70	71	72	73	74	75	76	77	
TB - Suthi Khlongrua													SK/BS	DA/TM
														
	79	80											6	7
TB - Banjob Suwan													SK/BS	DA/TM
														
						83	84							
TB - Daisuke Arai													SK/BS	DA/TM
														
78							85	86						
TB - Takuya Miki													SK/BS	DA/TM
														
			81	82									(2)	(7)
2nd Set														
Game 1: Suthi Khlongrua Serving													SK/BS	DA/TM
														
87	88	89	90	91									0	1
Game 2: Takuya Miki Serving													SK/BS	DA/TM
														
92	93	94	95	96									0	2
Game 3: Banjob Suwan Serving													SK/BS	DA/TM
														
97	98	99	100	101									1	2
Game 4: Daisuke Arai Serving													SK/BS	DA/TM
														
102	103	104	105										1	3
Game 5: Suthi Khlongrua Serving													SK/BS	DA/TM
														
106	107	108	109	110	111	112	113	114	115				2	3
Game 6: Takuya Miki Serving													SK/BS	DA/TM
														
116	117	118	119										2	4
Game 7: Banjob Suwan Serving													SK/BS	DA/TM
														
120	121	122	123	124	125	126	127						3	4
Game 8: Daisuke Arai Serving													SK/BS	DA/TM
														
128	129	130	131										3	5



Scorecard

スコアカード










Game 9: Suthi Khlongrua Serving



Incidents Summary:

Code of Conduct Violation: 0

Time Violation: 0

Legend:			
	Tie-break		Winner
	Point to server - 2nd serve		Ace - 1st serve
	Service Break		Double fault
			Point to receiver - 1st serve
			Point to receiver - 2nd serve
			Point to server - 1st serve



Match Statistics

試合統計

	MEDEIROS Rafael POMME Mauricio	BRA	1	0	RET
W	BERDICHEVSKY Adam SASSON Guy	ISR	6	2	
Match duration: 0h48min			40min	8min	

Court 8

Chair Umpire: ESTEVEZ Patricio (ARG)

MEDEIROS R/POMME M				BERDICHEVSKY A/SASSON G				
1 st Set	2 nd Set	3 rd Set	Total		1 st Set	2 nd Set	3 rd Set	Total
0	0		0	Total aces	2	3		5
0	0		0	Double faults	2	0		2
0	0		0	Service winners	0	0		0
16/21	4/5		20/26	1st serve	18/23	4/4		22/27
(76%)	(80%)		(77%)	Aces on 1st serve	(78%)	(100%)		(81%)
0	0		0	Points won on 1st serve	2	3		5
6/16	1/4		7/20	2nd Serve	14/18	4/4		18/22
(38%)	(25%)		(35%)	Aces on 2nd Serve	(78%)	(100%)		(82%)
5/5	1/1		6/6	Points won on 2nd serve	3/5	0/0		3/5
(100%)	(100%)		(100%)	Total points won	(60%)	(0%)		(60%)
0	0		0	Receiving points won	0	0		0
1/5	0/1		1/6	Break point conversions	2/5	0/0		2/5
(20%)	(0%)		(17%)		(40%)	(0%)		(40%)
14	1		15		30	8		38
7/23	0/4		7/27		14/21	4/5		18/26
(30%)	(0%)		(26%)		(67%)	(80%)		(69%)
1/1	0/0		1/1		3/3	1/1		4/4
(100%)	(0%)		(100%)		(100%)	(100%)		(100%)
1	0		1	Forehand winners	3	0		3
0	0		0	Backhand winners	10	2		12
12	1		13	Forced errors	10	1		11
3	2		5	Unforced errors	3	0		3

	1 st Set					2 nd		
Medeiros/Pomme	0*	0	1*	1	1*	1	*0	0
Berdichevsky/Sasson	*1	2*	3*	4	5*	6	1*	2

Note:

Total winners is the sum of total aces, service winners, forehand winners and backhand winners.

Legend:

RET Retired W Winner * Server



Scorecard

スコアカード

	MEDEIROS Rafael POMME Mauricio	BRA	1	0	RET
W	BERDICHEVSKY Adam SASSON Guy	ISR	6	2	
Match duration: 0h47min			41min	6min	

Court	Court 8	Scoring Rule	Three tie-break sets
Chair Umpire	ESTEVEZ Patricio (ARG)	Match Code	MD111
Started	20:02	Finished	20:49

1st Set

Game	Serving	RM/MP	AB/GS
Game 1	Adam Berdichevsky	0	1
Game 2	Mauricio Pomme	0	2
Game 3	Guy Sasson	1	2
Game 4	Rafael Medeiros	1	3
Game 5	Adam Berdichevsky	1	4
Game 6	Mauricio Pomme	1	5
Game 7	Guy Sasson	1	6

2nd Set

Game	Serving	RM/MP	AB/GS
Game 1	Rafael Medeiros	0	1
Game 2	Adam Berdichevsky	0	2

Incidents Summary:

Code of Conduct Violation: 0
Time Violation: 0



Ariake Tennis Park

有明テニスの森

SAT 28 AUG 2021

Wheelchair Tennis

車いすテニス

Men's Doubles

男子ダブルス

First Round

1回戦



Scorecard

スコアカード

Legend:							
RET	Retired	W	Winner		Double fault		Point to receiver - 2nd serve
	Point to server - 2nd serve		Ace - 1st serve		Point to receiver - 1st serve		Point to server - 1st serve
	Service Break						



Match Statistics

試合統計

	ELS Leon MARIPA Evans	RSA	7	1	2
W	RATZLAFF Casey STROUD Conner	USA	5	6	6
Match duration: 2h47min			67min	45min	55min

Court 9

Chair Umpire: MUSA Saidu (NGR)

ELS L/MARIPA E				RATZLAFF C/STROUD C				
1 st Set	2 nd Set	3 rd Set	Total		1 st Set	2 nd Set	3 rd Set	Total
2	1	1	4	Total aces	0	0	0	0
4	1	0	5	Double faults	2	1	1	4
1	0	0	1	Service winners	0	0	0	0
26/42	13/22	12/22	51/86	1st serve	31/40	16/26	16/25	63/91
(62%)	(59%)	(55%)	(59%)	Aces on 1st serve	(78%)	(62%)	(64%)	(69%)
2	1	1	4	Points won on 1st serve	0	0	0	0
14/26	3/13	8/12	25/51	2nd Serve	17/31	10/16	13/16	40/63
(54%)	(23%)	(67%)	(49%)	Aces on 2nd Serve	(55%)	(63%)	(81%)	(63%)
12/16	8/9	10/10	30/35	Points won on 2nd serve	7/9	9/10	8/9	24/28
(75%)	(89%)	(100%)	(86%)	Total points won	(78%)	(90%)	(89%)	(86%)
0	0	0	0	Receiving points won	0	0	0	0
9/16	5/9	3/10	17/35	Break point conversions	3/9	6/10	4/9	13/28
(56%)	(56%)	(30%)	(49%)		(33%)	(60%)	(44%)	(46%)
43	18	19	80		39	30	28	97
20/40	10/26	8/25	38/91	Forehand winners	19/42	14/22	11/22	44/86
(50%)	(38%)	(32%)	(42%)	Backhand winners	(45%)	(64%)	(50%)	(51%)
3/5	1/2	0/1	4/8	Forced errors	2/4	3/4	2/2	7/10
(60%)	(50%)	(0%)	(50%)	Unforced errors	(50%)	(75%)	(100%)	(70%)
7	2	5	14		3	6	3	12
5	2	0	7		2	0	2	4
12	14	13	39		11	6	8	25
22	10	10	42		17	7	5	29

	1 st Set							2 nd Set				3 rd Set															
Els/Maripa	0	*1	1	*2	3	*4	5	*5	5	*5	6	*7	0	*0	0	*0	1	*1	1	*0	0	*0	0	*1	1	*2	2
Ratzlaff/Stroud	*1	1	*2	2	*2	3	*4	5	*5	5	*1	2	*3	4	*4	5	*6	1	*2	3	*4	4	*5	5	*6		

Note:

Total winners is the sum of total aces, service winners, forehand winners and backhand winners.

Legend:

W Winner * Server



Scorecard

スコアカード

	ELS Leon MARIPA Evans	RSA	7	1	2
W	RATZLAFF Casey STROUD Conner	USA	5	6	6
Match duration: 2h47min			67min	45min	55min

Court	Court 9	Scoring Rule	Three tie-break sets
Chair Umpire	MUSA Saidu (NGR)	Match Code	MD114
Started	21:13	Finished	00:01

1st Set

Game	Serving	LE/EM	CR/CS
Game 1	Casey Ratzlaff	0	1
Game 2	Leon Els	1	1
Game 3	Conner Stroud	1	2
Game 4	Evans Maripa	2	2
Game 5	Casey Ratzlaff	3	2
Game 6	Evans Maripa	4	2
Game 7	Conner Stroud	5	2
Game 8	Leon Els	5	3
Game 9	Casey Ratzlaff	5	4
Game 10	Evans Maripa	5	5



Scorecard

スコアカード

Game 11: Conner Stroud Serving													LE/EM	CR/CS	
													6	5	
69	70	71	72	73	74										

Game 12: Leon Els Serving													LE/EM	CR/CS	
													7	5	
75	76	77	78	79	80	81	82								

2nd Set

Game 1: Casey Ratzlaff Serving													LE/EM	CR/CS	
													0	1	
83	84	85	86	87	88	89	90	91	92						

Game 2: Leon Els Serving													LE/EM	CR/CS	
													0	2	
93	94	95	96	97	98										

Game 3: Conner Stroud Serving													LE/EM	CR/CS	
													0	3	
99	100	101	102												

Game 4: Evans Maripa Serving													LE/EM	CR/CS	
													0	4	
103	104	105	106	107	108										

Game 5: Casey Ratzlaff Serving													LE/EM	CR/CS	
													1	4	
109	110	111	112	113	114										

Game 6: Leon Els Serving													LE/EM	CR/CS	
													1	5	
115	116	117	118	119	120	121	122	123	124						

Game 7: Conner Stroud Serving													LE/EM	CR/CS	
													1	6	
125	126	127	128	129	130										

3rd Set

Game 1: Evans Maripa Serving													LE/EM	CR/CS	
													0	1	
131	132	133	134	135	136										

Game 2: Conner Stroud Serving													LE/EM	CR/CS	
													0	2	
137	138	139	140	141	142	143	144								

Game 3: Leon Els Serving													LE/EM	CR/CS	
													0	3	
145	146	147	148	149											

Game 4: Conner Stroud Serving													LE/EM	CR/CS	
													0	4	
150	151	152	153	154											



Scorecard

スコアカード

Game 5: Evans Maripa Serving														LE/EM	CR/CS
														1	4
155	156	157	158	159											

Game 6: Casey Ratzlaff Serving														LE/EM	CR/CS
														1	5
160	161	162	163	164	165										

Game 7: Leon Els Serving														LE/EM	CR/CS
														2	5
166	167	168	169	170	171										

Game 8: Conner Stroud Serving														LE/EM	CR/CS
														2	6
172	173	174	175	176	177										

Incidents Summary:

Code of Conduct Violation: 1

Code Violation (Ball Abuse) on ELS, Leon (RSA) /MARIPA, Evans (RSA) in Set 3, Game 1, Point 6 at 23:18 on 28 August 2021

Time Violation: 0

Legend:					
Winner	Double fault	Point to receiver - 2nd serve	Point to server - 2nd serve	Point to receiver - 1st serve	Point to server - 1st serve
Ace - 1st serve	Service Break				



Scorecard

スコアカード

W	IM Ho Won OH Sang-Ho	KOR	6	6
	LEGNER Martin RIEGLER Josef	AUT	1	3
Match duration: 1h26min			27min	59min

Court	Court 5	Scoring Rule	Three tie-break sets
Chair Umpire	OTA Kinuka (JPN)	Match Code	MD115
Started	21:24	Finished	22:51

1st Set

Game	Serving	HI/SO	ML/JR
Game 1	Josef Riegler	1	0
Game 2	Sang-Ho Oh	2	0
Game 3	Martin Legner	2	1
Game 4	Ho Won Im	3	1
Game 5	Josef Riegler	4	1
Game 6	Sang-Ho Oh	5	1
Game 7	Martin Legner	6	1

2nd Set

Game	Serving	HI/SO	ML/JR
Game 1	Sang-Ho Oh	0	1
Game 2	Martin Legner	1	1
Game 3	Ho Won Im	1	2



Scorecard

スコアカード

Game 4: Josef Riegler Serving

																		H/I/SO	ML/JR		
55	56	57	58	59	60	61	62	63	64	65	66	67	68	69	70	71	72	73	74		

																				2	2		
75	76																						

Game 5: Sang-Ho Oh Serving

																		H/I/SO	ML/JR			
																				3	2	
77	78	79	80																			

Game 6: Martin Legner Serving

																		H/I/SO	ML/JR			
																				3	3	
81	82	83	84	85	86	87	88															

Game 7: Ho Won Im Serving

																		H/I/SO	ML/JR			
																				4	3	
89	90	91	92	93	94	95	96															

Game 8: Josef Riegler Serving

																		H/I/SO	ML/JR				
																				5	3		
97	98	99	100																				

Game 9: Sang-Ho Oh Serving

																		H/I/SO	ML/JR			
																				6	3	
101	102	103	104	105	106																	

Incidents Summary:

Code of Conduct Violation: 0
Time Violation: 0

Legend:

W Winner		Point to receiver - 1st serve		Point to server - 1st serve		Point to receiver - 2nd serve		Point to server - 2nd serve
		Point to receiver - 1st serve		Point to server - 1st serve		Service Break		Service Break



Match Statistics

試合統計

W	HEWETT Alfie REID Gordon (1)	GBR	6	6
	FLAX Thomas LANGMANN Nico	AUT	0	0
Match duration: 0h50min			22min	28min

Centre Court

Chair Umpire: OTA Kinuka (JPN)

HEWETT A/REID G (1)				FLAX T/LANGMANN N				
1 st Set	2 nd Set	3 rd Set	Total		1 st Set	2 nd Set	3 rd Set	Total
0	2		2	Total aces	0	0		0
1	1		2	Double faults	1	1		2
0	0		0	Service winners	1	0		1
11/18	13/22		24/40	1st serve	12/17	14/18		26/35
(61%)	(59%)		(60%)		(71%)	(78%)		(74%)
0	2		2	Aces on 1st serve	0	0		0
8/11	8/13		16/24	Points won on 1st serve	3/12	5/14		8/26
(73%)	(62%)		(67%)		(25%)	(36%)		(31%)
6/7	8/9		14/16	2nd Serve	4/5	3/4		7/9
(86%)	(89%)		(88%)		(80%)	(75%)		(78%)
0	0		0	Aces on 2nd Serve	0	0		0
5/7	7/9		12/16	Points won on 2nd serve	2/5	0/4		2/9
(71%)	(78%)		(75%)		(40%)	(0%)		(22%)
25	28		53	Total points won	10	12		22
12/17	13/18		25/35	Receiving points won	5/18	7/22		12/40
(71%)	(72%)		(71%)		(28%)	(32%)		(30%)
3/3	3/3		6/6	Break point conversions	0/1	0/2		0/3
(100%)	(100%)		(100%)		(0%)	(0%)		(0%)
7	6		13	Forehand winners	0	1		1
3	2		5	Backhand winners	0	0		0
7	6		13	Forced errors	12	16		28
2	5		7	Unforced errors	3	2		5

	1 st Set					2 nd Set						
Hewett/Reid (1)	*1	2	*3	4	*5	6	*1	2	*3	4	*5	6
Flax/Langmann	0	*0	0	*0	0	*0	0	*0	0	*0	0	*0

Note:

Total winners is the sum of total aces, service winners, forehand winners and backhand winners.

Legend:

W Winner * Server



Scorecard

スコアカード

W	HEWETT Alfie REID Gordon (1)	GBR	6	6
	FLAX Thomas LANGMANN Nico	AUT	0	0
Match duration: 0h51min			23min	28min

Court	Centre Court	Scoring Rule	Three tie-break sets
Chair Umpire	OTA Kinuka (JPN)	Match Code	MD201
Started	16:42	Finished	17:34

1st Set

Game 1: Gordon Reid Serving														AH/GR	TF/NL
														1	0
1	2	3	4	5											
Game 2: Nico Langmann Serving														AH/GR	TF/NL
														2	0
6	7	8	9	10											
Game 3: Alfie Hewett Serving														AH/GR	TF/NL
														3	0
11	12	13	14	15	16	17	18								
Game 4: Thomas Flax Serving														AH/GR	TF/NL
														4	0
19	20	21	22	23	24										
Game 5: Gordon Reid Serving														AH/GR	TF/NL
														5	0
25	26	27	28	29											
Game 6: Nico Langmann Serving														AH/GR	TF/NL
														6	0
30	31	32	33	34	35										

2nd Set

Game 1: Alfie Hewett Serving														AH/GR	TF/NL
														1	0
36	37	38	39	40	41	42	43	44	45	46	47				
Game 2: Nico Langmann Serving														AH/GR	TF/NL
														2	0
48	49	50	51	52											
Game 3: Gordon Reid Serving														AH/GR	TF/NL
														3	0
53	54	55	56												
Game 4: Thomas Flax Serving														AH/GR	TF/NL
														4	0
57	58	59	60	61											



Scorecard

スコアカード

Game 5: Alfie Hewett Serving

														AH/GR	TF/NL	
															5	0
62	63	64	65	66	67											

Game 6: Nico Langmann Serving

														AH/GR	TF/NL	
															6	0
68	69	70	71	72	73	74	75									

Incidents Summary:

Code of Conduct Violation: 0

Time Violation: 0

Legend:							
W	Winner		Double fault		Point to receiver - 2nd serve		Point to server - 2nd serve
	Ace - 1st serve		Point to receiver - 1st serve		Point to server - 1st serve		Service Break



Match Statistics

試合統計

	CARNEIRO SILVA Gustavo RODRIGUES Daniel	BRA	3	1
W	GERARD Joachim VANDORPE Jef (6)	BEL	6	6
Match duration: 0h58min			27min	31min

Centre Court

Chair Umpire: YAN Bo (CHN)

CARNEIRO SILVA G/RODRIGUES D				GERARD J/VANDORPE J (6)				
1 st Set	2 nd Set	3 rd Set	Total		1 st Set	2 nd Set	3 rd Set	Total
2	0		2	Total aces	2	0		2
1	3		4	Double faults	1	0		1
0	1		1	Service winners	2	1		3
14/21	16/27		30/48	1st serve	15/23	13/18		28/41
(67%)	(59%)		(63%)	Aces on 1st serve	(65%)	(72%)		(68%)
2	0		2	Points won on 1st serve	11/15	6/13		17/28
7/14	8/16		15/30	2nd Serve	(73%)	(46%)		(61%)
(50%)	(50%)		(50%)	Aces on 2nd Serve	7/8	5/5		12/13
6/7	8/11		14/18	Points won on 2nd serve	(88%)	(100%)		(92%)
(86%)	(73%)		(78%)	Total points won	28	27		55
0	0		0	Receiving points won	12/21	18/27		30/48
2/7	1/11		3/18	Break point conversions	(57%)	(67%)		(63%)
(29%)	(9%)		(17%)		2/3	4/4		6/7
16	18		34		(67%)	(100%)		(86%)
7/23	9/18		16/41	Forehand winners	2	2		4
(30%)	(50%)		(39%)	Backhand winners	0	2		2
1/1	1/4		2/5	Forced errors	8	7		15
(100%)	(25%)		(40%)	Unforced errors	2	6		8
3	1		4					
1	1		2					
17	16		33					
5	5		10					

	1 st Set					2 nd Set				
Carneiro Silva/Rodrigues	0	*0	1	*1	1	*2	2	*3	3	
Gerard/Vandorpe (6)	*1	2	*2	3	*4	4	*5	5	*6	6

Note:

Total winners is the sum of total aces, service winners, forehand winners and backhand winners.

Legend:

W Winner

* Server



Scorecard

スコアカード

	CARNEIRO SILVA Gustavo RODRIGUES Daniel	BRA	3	1
W	GERARD Joachim VANDORPE Jef (6)	BEL	6	6
Match duration: 0h57min			28min	29min

Court	Centre Court	Scoring Rule	Three tie-break sets
Chair Umpire	YAN Bo (CHN)	Match Code	MD202
Started	19:57	Finished	20:54

1st Set

Game 1: Joachim Gerard Serving														GC/DR	JG/JV
														0	1
1	2	3	4	5	6										
Game 2: Daniel Rodrigues Serving														GC/DR	JG/JV
														0	2
7	8	9	10												
Game 3: Jef Vandorpe Serving														GC/DR	JG/JV
														1	2
11	12	13	14												
Game 4: Gustavo Carneiro Silva Serving														GC/DR	JG/JV
														1	3
15	16	17	18												
Game 5: Joachim Gerard Serving														GC/DR	JG/JV
														1	4
19	20	21	22												
Game 6: Daniel Rodrigues Serving														GC/DR	JG/JV
														2	4
23	24	25	26	27											
Game 7: Jef Vandorpe Serving														GC/DR	JG/JV
														2	5
28	29	30	31	32											
Game 8: Gustavo Carneiro Silva Serving														GC/DR	JG/JV
														3	5
33	34	35	36	37	38	39	40								
Game 9: Joachim Gerard Serving														GC/DR	JG/JV
														3	6
41	42	43	44												

2nd Set

Game 1: Daniel Rodrigues Serving														GC/DR	JG/JV
														0	1
45	46	47	48	49											



Scorecard

スコアカード

Game 2: Joachim Gerard Serving

														GC/DR	JG/JV
														0	2
50	51	52	53	54	55										

Game 3: Gustavo Carneiro Silva Serving

														GC/DR	JG/JV
														0	3
56	57	58	59	60	61	62	63								

Game 4: Jef Vandorpe Serving

														GC/DR	JG/JV
														0	4
64	65	66	67	68	69										

Game 5: Daniel Rodrigues Serving

														GC/DR	JG/JV
														0	5
70	71	72	73	74	75										

Game 6: Joachim Gerard Serving

														GC/DR	JG/JV
														1	5
76	77	78	79	80	81										

Game 7: Gustavo Carneiro Silva Serving

														GC/DR	JG/JV
														1	6
82	83	84	85	86	87	88	89								

Incidents Summary:

Code of Conduct Violation: 0
Time Violation: 0

Legend:

	Winner		Ace - 2nd serve		Double fault		Point to receiver - 2nd serve
	Point to server - 2nd serve		Ace - 1st serve		Point to receiver - 1st serve		Point to server - 1st serve
	Service Break						



Match Statistics

試合統計

W	KUNIEDA Shingo SANADA Takashi (3)	JPN	6	6
	CATTANEO Frederic MENGUY Gaetan	FRA	1	1
Match duration: 1h01min			28min	33min

Centre Court

Chair Umpire: BROUR Bassem (TUN)

KUNIEDA S/SANADA T (3)				CATTANEO F/MENGUY G				
1 st Set	2 nd Set	3 rd Set	Total		1 st Set	2 nd Set	3 rd Set	Total
0	1		1	Total aces	0	0		0
2	1		3	Double faults	0	2		2
1	0		1	Service winners	0	0		0
14/21	14/18		28/39	1st serve	18/21	13/22		31/43
(67%)	(78%)		(72%)	Aces on 1st serve	(86%)	(59%)		(72%)
0	1		1	Points won on 1st serve	0	0		0
9/14	11/14		20/28	2nd Serve	6/18	6/13		12/31
(64%)	(79%)		(71%)	Aces on 2nd Serve	(33%)	(46%)		(39%)
5/7	3/4		8/11	Points won on 2nd serve	3/3	7/9		10/12
(71%)	(75%)		(73%)	Total points won	(100%)	(78%)		(83%)
0	0		0	Receiving points won	0	0		0
3/7	2/4		5/11	Break point conversions	1/3	2/9		3/12
(43%)	(50%)		(45%)		(33%)	(22%)		(25%)
26	27		53		16	13		29
14/21	14/22		28/43	Forehand winners	9/21	5/18		14/39
(67%)	(64%)		(65%)	Backhand winners	(43%)	(28%)		(36%)
3/4	3/4		6/8	Forced errors	1/1	0/2		1/3
(75%)	(75%)		(75%)	Unforced errors	(100%)	(0%)		(33%)
5	9		14		2	1		3
0	1		1		0	0		0
9	4		13		18	11		29
5	8		13		2	5		7

	1 st Set					2 nd Set								
Kunieda/Sanada (3)	*1	2*	2	3*	4	5*	6	0*	1	2*	3	4*	5	6
Cattaneo/Menguy	0*	0	1*	1	1*	1	1	*1	1*	1	1*	1	1*	1

Note:

Total winners is the sum of total aces, service winners, forehand winners and backhand winners.

Legend:

W Winner * Server



Scorecard

スコアカード

W	KUNIEDA Shingo SANADA Takashi (3)	JPN	6	6
	CATTANEO Frederic MENGUY Gaetan	FRA	1	1
Match duration: 1h01min			29min	32min

Court	Centre Court	Scoring Rule	Three tie-break sets
Chair Umpire	BROUR Bassem (TUN)	Match Code	MD203
Started	18:22	Finished	19:24

1st Set

Game	Serving	SK/TS	FC/GM
Game 1	Takashi Sanada	1	0
Game 2	Gaetan Menguy	2	0
Game 3	Shingo Kunieda	2	1
Game 4	Frederic Cattaneo	3	1
Game 5	Takashi Sanada	4	1
Game 6	Gaetan Menguy	5	1
Game 7	Shingo Kunieda	6	1

2nd Set

Game	Serving	SK/TS	FC/GM
Game 1	Frederic Cattaneo	0	1
Game 2	Shingo Kunieda	1	1
Game 3	Gaetan Menguy	2	1



Scorecard

スコアカード

Game 4: Takashi Sanada Serving

												SK/TS	FC/GM		
														3	1
63	64	65	66												

Game 5: Frederic Cattaneo Serving

												SK/TS	FC/GM			
														4	1	
67	68	69	70	71	72											

Game 6: Shingo Kunieda Serving

												SK/TS	FC/GM		
														5	1
73	74	75	76	77	78										

Game 7: Gaetan Menguy Serving

												SK/TS	FC/GM			
														6	1	
79	80	81	82													

Incidents Summary:

Code of Conduct Violation: 0
Time Violation: 0

Legend:							
	Winner		Double fault		Point to receiver - 2nd serve		Point to server - 2nd serve
	Ace - 1st serve		Point to receiver - 1st serve		Point to server - 1st serve		Service Break



Match Statistics

試合統計

	CATALDO Alexander SEPULVEDA Jaime	CHI	1	5
W	ANKER Carlos SPAARGAREN Ruben (8)	NED	6	7
Match duration: 1h28min			28min	60min

Court 5

Chair Umpire: KURENCHANINA Daria (BLR)

CATALDO A/SEPULVEDA J				ANKER C/SPAARGAREN R (8)				
1 st Set	2 nd Set	3 rd Set	Total		1 st Set	2 nd Set	3 rd Set	Total
1	0		1	Total aces	1	0		1
0	6		6	Double faults	2	0		2
1	0		1	Service winners	0	0		0
11/22	19/34		30/56	1st serve	17/23	23/39		40/62
(50%)	(56%)		(54%)		(74%)	(59%)		(65%)
1	0		1	Aces on 1st serve	1	0		1
6/11	10/19		16/30	Points won on 1st serve	14/17	13/23		27/40
(55%)	(53%)		(53%)		(82%)	(57%)		(68%)
11/11	9/15		20/26	2nd Serve	4/6	16/16		20/22
(100%)	(60%)		(77%)		(67%)	(100%)		(91%)
0	0		0	Aces on 2nd Serve	0	0		0
3/11	5/15		8/26	Points won on 2nd serve	2/6	8/16		10/22
(27%)	(33%)		(31%)		(33%)	(50%)		(45%)
15	33		48	Total points won	30	40		70
7/23	18/39		25/62	Receiving points won	13/22	19/34		32/56
(30%)	(46%)		(40%)		(59%)	(56%)		(57%)
0/0	3/5		3/5	Break point conversions	2/7	4/5		6/12
(0%)	(60%)		(60%)		(29%)	(80%)		(50%)
2	6		8	Forehand winners	6	6		12
0	3		3	Backhand winners	2	2		4
10	10		20	Forced errors	2	2		4
11	22		33	Unforced errors	9	22		31

	1 st Set					2 nd Set													
Cataldo/Sepulveda	0	*0	0	*0	0	*1	1	*0	1	*2	2	*3	4	*4	5	*5	5	*5	5
Anker/Spaargaren (8)	*1	2	*3	4	*5	5	*6	1	*1	1	*2	2	*2	3	*3	4	*5	6	*7

Note:

Total winners is the sum of total aces, service winners, forehand winners and backhand winners.

Legend:

W Winner * Server



Scorecard

スコアカード

	CATALDO Alexander SEPULVEDA Jaime	CHI	1	5
W	ANKER Carlos SPAARGAREN Ruben (8)	NED	6	7
Match duration: 1h28min			28min	60min

Court	Court 5	Scoring Rule	Three tie-break sets
Chair Umpire	KURENCHANINA Daria (BLR)	Match Code	MD204
Started	18:25	Finished	19:53

1st Set

Game	Serving	AC/JS	CA/RS
Game 1	Ruben Spaargaren	0	1
Game 2	Alexander Cataldo	0	2
Game 3	Carlos Anker	0	3
Game 4	Jaime Sepulveda	0	4
Game 5	Ruben Spaargaren	0	5
Game 6	Alexander Cataldo	1	5
Game 7	Carlos Anker	1	6

2nd Set

Game	Serving	AC/JS	CA/RS
Game 1	Jaime Sepulveda	0	1
Game 2	Carlos Anker	1	1
Game 3	Alexander Cataldo	2	1



Scorecard

スコアカード

Game 4: Ruben Spaargaren Serving

														AC/JS	CA/RS
														2	2
62	63	64	65	66	67										

Game 5: Jaime Sepulveda Serving

														AC/JS	CA/RS
														3	2
68	69	70	71	72	73	74	75								

Game 6: Carlos Anker Serving

														AC/JS	CA/RS	
														4	2	
76	77	78	79	80												

Game 7: Alexander Cataldo Serving

														AC/JS	CA/RS	
														4	3	
81	82	83	84	85	86											

Game 8: Ruben Spaargaren Serving

														AC/JS	CA/RS	
														5	3	
87	88	89	90	91	92	93	94	95	96	97	98					

Game 9: Jaime Sepulveda Serving

														AC/JS	CA/RS	
														5	4	
99	100	101	102	103	104											

Game 10: Carlos Anker Serving

														AC/JS	CA/RS
														5	5
105	106	107	108												

Game 11: Alexander Cataldo Serving

														AC/JS	CA/RS	
														5	6	
109	110	111	112													

Game 12: Ruben Spaargaren Serving

														AC/JS	CA/RS
														5	7
113	114	115	116												

Incidents Summary:

Code of Conduct Violation: 0

Time Violation: 0

Legend:					
	Winner		Double fault		Point to receiver - 2nd serve
	Ace - 1st serve		Point to receiver - 1st serve		Point to server - 2nd serve
			Point to server - 1st serve		Service Break



Match Statistics

試合統計

W	FERNANDEZ Gustavo LEDESMA Agustin (5)	ARG	6	2	6
	ARAI Daisuke MIKI Takuya	JPN	2	6	3
Match duration: 2h52min			63min	44min	65min

Court 3

Chair Umpire: NILHAG Miranda (SWE)

FERNANDEZ G/LEDESMA A (5)				ARAI D/MIKI T				
1 st Set	2 nd Set	3 rd Set	Total		1 st Set	2 nd Set	3 rd Set	Total
0	0	1	1	Total aces	0	0	0	0
3	0	0	3	Double faults	4	1	2	7
0	0	0	0	Service winners	0	0	0	0
27/34	16/24	20/30	63/88	1st serve	19/32	15/22	22/33	56/87
(79%)	(67%)	(67%)	(72%)	Aces on 1st serve	(59%)	(68%)	(67%)	(64%)
0	0	0	0	Points won on 1st serve	0	0	0	0
15/27	7/16	15/20	37/63	2nd Serve	8/19	12/15	12/22	32/56
(56%)	(44%)	(75%)	(59%)	Aces on 2nd Serve	(42%)	(80%)	(55%)	(57%)
4/7	8/8	10/10	22/25	Points won on 2nd serve	9/13	6/7	9/11	24/31
(57%)	(100%)	(100%)	(88%)	Total points won	(69%)	(86%)	(82%)	(77%)
0	0	1	1	Receiving points won	0	0	0	0
2/7	5/8	7/10	14/25	Break point conversions	3/13	5/7	7/11	15/31
(29%)	(63%)	(70%)	(56%)		(23%)	(71%)	(64%)	(48%)
38	17	36	91		28	29	27	84
21/32	5/22	14/33	40/87	Forehand winners	17/34	12/24	8/30	37/88
(66%)	(23%)	(42%)	(46%)	Backhand winners	(50%)	(50%)	(27%)	(42%)
4/8	0/3	1/4	5/15	Forced errors	2/6	2/3	0/0	4/9
(50%)	(0%)	(25%)	(33%)	Unforced errors	(33%)	(67%)	(0%)	(44%)
9	2	10	21		4	3	3	10
2	1	1	4		2	2	1	5
12	13	15	40		15	5	14	34
10	11	8	29		12	9	10	31

	1 st Set						2 nd Set						3 rd Set											
Fernandez/Ledesma (5)	*0	1*	*2	3*	*4	5*	5	6	*0	0*	*1	1*	*2	2*	2	*1	2*	*3	3*	*4	4*	*5	5*	6
Arai/Miki	1*	*1	1*	*1	1*	2*	2	1*	*2	2*	*3	3*	*4	5*	6	0*	0*	*1	1*	*2	2*	*3	3	

Note:

Total winners is the sum of total aces, service winners, forehand winners and backhand winners.

Legend:

W Winner * Server



Scorecard

スコアカード

W	FERNANDEZ Gustavo LEDESMA Agustin (5)	ARG	6	2	6
	ARAI Daisuke MIKI Takuya	JPN	2	6	3
Match duration: 2h52min			63min	44min	65min

Court	Court 3	Scoring Rule	Three tie-break sets
Chair Umpire	NILHAG Miranda (SWE)	Match Code	MD205
Started	19:13	Finished	22:05

1st Set

Game	Serving	GF/AL	DA/TM
Game 1	Gustavo Fernandez	0	1
Game 2	Daisuke Arai	1	1
Game 3	Agustin Ledesma	2	1
Game 4	Takuya Miki	3	1
Game 5	Gustavo Fernandez	4	1
Game 6	Daisuke Arai	5	1
Game 7	Agustin Ledesma	5	2
Game 8	Takuya Miki	6	2

2nd Set

Game	Serving	GF/AL	DA/TM
Game 1	Gustavo Fernandez	0	1
Game 2	Daisuke Arai	0	2



Scorecard

スコアカード












Game 3: Agustin Ledesma Serving														GF/AL	DA/TM
														1	2
83	84	85	86	87											
Game 4: Takuya Miki Serving														GF/AL	DA/TM
														1	3
88	89	90	91	92	93										
Game 5: Gustavo Fernandez Serving														GF/AL	DA/TM
														2	3
94	95	96	97	98	99										
Game 6: Daisuke Arai Serving														GF/AL	DA/TM
														2	4
100	101	102	103												
Game 7: Agustin Ledesma Serving														GF/AL	DA/TM
														2	5
104	105	106	107	108											
Game 8: Takuya Miki Serving														GF/AL	DA/TM
														2	6
109	110	111	112												
3rd Set															
Game 1: Gustavo Fernandez Serving														GF/AL	DA/TM
														1	0
113	114	115	116	117	118										
Game 2: Daisuke Arai Serving														GF/AL	DA/TM
														2	0
119	120	121	122	123	124	125	126	127	128						
Game 3: Agustin Ledesma Serving														GF/AL	DA/TM
														3	0
129	130	131	132	133											
Game 4: Takuya Miki Serving														GF/AL	DA/TM
														3	1
134	135	136	137	138	139	140	141	142	143						
Game 5: Gustavo Fernandez Serving														GF/AL	DA/TM
														4	1
144	145	146	147												
Game 6: Daisuke Arai Serving														GF/AL	DA/TM
														4	2
148	149	150	151	152	153	154	155								
Game 7: Agustin Ledesma Serving														GF/AL	DA/TM
														5	2
156	157	158	159	160	161	162	163	164	165						
Game 8: Takuya Miki Serving														GF/AL	DA/TM
														5	3
166	167	168	169	170											



Scorecard

スコアカード

Game 9: Gustavo Fernandez Serving








										GF/AL	DA/TM	
											6	3
171	172	173	174	175								

Incidents Summary:

Code of Conduct Violation: 0

Time Violation: 0

Legend:

W Winner		Ace - 2nd serve		Double fault		Point to receiver - 2nd serve	
	Point to server - 2nd serve		Point to receiver - 1st serve		Point to server - 1st serve		Service Break



Match Statistics

試合統計

	BERDICHEVSKY Adam SASSON Guy	ISR	1	1
W	EGBERINK Tom SCHEFFERS Maikel (4)	NED	6	6
Match duration: 0h55min			28min	29min

Court 2

Chair Umpire: ANDERSON Ben (GBR)

BERDICHEVSKY A/SASSON G				EGBERINK T/SCHEFFERS M (4)				
1 st Set	2 nd Set	3 rd Set	Total		1 st Set	2 nd Set	3 rd Set	Total
0	0		0	Total aces	1	3		4
0	1		1	Double faults	0	0		0
0	0		0	Service winners	0	0		0
7/13	15/22		22/35	1st serve	16/21	11/15		27/36
(54%)	(68%)		(63%)	Aces on 1st serve	(76%)	(73%)		(75%)
0	0		0	Points won on 1st serve	1	3		4
1/7	4/15		5/22	2nd Serve	9/16	9/11		18/27
(14%)	(27%)		(23%)	Aces on 2nd Serve	(56%)	(82%)		(67%)
6/6	6/7		12/13	Points won on 2nd serve	5/5	4/4		9/9
(100%)	(86%)		(92%)	Total points won	(100%)	(100%)		(100%)
0	0		0	Receiving points won	0	0		0
0/6	3/7		3/13	Break point conversions	4/5	3/4		7/9
(0%)	(43%)		(23%)		(80%)	(75%)		(78%)
9	10		19		25	27		52
8/21	3/15		11/36		12/13	15/22		27/35
(38%)	(20%)		(31%)		(92%)	(68%)		(77%)
1/1	0/0		1/1		3/4	3/4		6/8
(100%)	(0%)		(100%)		(75%)	(75%)		(75%)
2	1		3	Forehand winners	5	6		11
0	1		1	Backhand winners	5	0		5
9	12		21	Forced errors	4	6		10
5	6		11	Unforced errors	3	2		5

	1 st Set					2 nd Set								
Berdichevsky/Sasson	0	*0	1	*1	1	*1	1	*1	1	*1	1			
Egberink/Scheffers (4)	*1	2	*2	3	*4	5	*6	0	*1	2	*3	4	*5	6

Note:

Total winners is the sum of total aces, service winners, forehand winners and backhand winners.

Legend:

W Winner * Server



Scorecard

スコアカード

	BERDICHEVSKY Adam SASSON Guy	ISR	1	1
W	EGBERINK Tom SCHEFFERS Maikel (4)	NED	6	6
Match duration: 0h55min			28min	27min

Court	Court 2	Scoring Rule	Three tie-break sets
Chair Umpire	ANDERSON Ben (GBR)	Match Code	MD206
Started	19:13	Finished	20:08

1st Set

Game	Serving	AB/GS	TE/MS
Game 1	Tom Egberink	0	1
Game 2	Adam Berdichevsky	0	2
Game 3	Maikel Scheffers	1	2
Game 4	Guy Sasson	1	3
Game 5	Tom Egberink	1	4
Game 6	Adam Berdichevsky	1	5
Game 7	Maikel Scheffers	1	6

2nd Set
















Game	Serving	AB/GS	TE/MS
Game 1	Guy Sasson	1	0
Game 2	Tom Egberink	1	1
Game 3	Adam Berdichevsky	1	2


















Scorecard

スコアカード
















Game 4: Maikel Scheffers Serving

														AB/GS	TE/MS	
															1	3
54	55	56	57	58												
















Game 5: Guy Sasson Serving

														AB/GS	TE/MS	
															1	4
59	60	61	62													

Game 6: Tom Egberink Serving









														AB/GS	TE/MS	
															1	5
63	64	65	66	67												

Game 7: Adam Berdichevsky Serving

														AB/GS	TE/MS	
															1	6
68	69	70	71													

Incidents Summary:

Code of Conduct Violation: 0
Time Violation: 0

Legend:							
	Winner		Double fault		Point to receiver - 2nd serve		Point to server - 2nd serve
	Ace - 1st serve		Point to receiver - 1st serve		Point to server - 1st serve		Service Break



Match Statistics

試合統計

W	CAVERZASCHI Daniel de la PUENTE Martin (7)	ESP	6	6
	RATZLAFF Casey STROUD Conner	USA	1	2
Match duration: 1h25min			50min	43min

Court 4

Chair Umpire: BORGHEI Adel (IRI)

CAVERZASCHI D/de la PUENTE M (7)				RATZLAFF C/STROUD C				
1 st Set	2 nd Set	3 rd Set	Total		1 st Set	2 nd Set	3 rd Set	Total
1	2		3	Total aces	0	0		0
2	1		3	Double faults	1	2		3
0	0		0	Service winners	0	0		0
24/30	16/23		40/53	1st serve	16/22	17/27		33/49
(80%)	(70%)		(75%)		(73%)	(63%)		(67%)
1	2		3	Aces on 1st serve	0	0		0
16/24	8/16		24/40	Points won on 1st serve	7/16	6/17		13/33
(67%)	(50%)		(60%)		(44%)	(35%)		(39%)
4/6	6/7		10/13	2nd Serve	5/6	8/10		13/16
(67%)	(86%)		(77%)		(83%)	(80%)		(81%)
0	0		0	Aces on 2nd Serve	0	0		0
4/6	6/7		10/13	Points won on 2nd serve	2/6	5/10		7/16
(67%)	(86%)		(77%)		(33%)	(50%)		(44%)
33	30		63	Total points won	19	20		39
13/22	16/27		29/49	Receiving points won	10/30	9/23		19/53
(59%)	(59%)		(59%)		(33%)	(39%)		(36%)
2/5	3/3		5/8	Break point conversions	0/3	1/2		1/5
(40%)	(100%)		(63%)		(0%)	(50%)		(20%)
6	6		12	Forehand winners	2	7		9
3	3		6	Backhand winners	1	0		1
14	10		24	Forced errors	22	13		35
2	3		5	Unforced errors	1	6		7

	1 st Set					2 nd Set							
Caverzaschi/de la Puente (7)	*1	2*	3	4*	5*	6	1	*2	2*	3	4	5*	6
Ratzlaff/Stroud	0*	0	0*	0	*1	1	*0	0*	1	*1	*1	2	2

Note:

Total winners is the sum of total aces, service winners, forehand winners and backhand winners.

Legend:

W Winner * Server



Scorecard

スコアカード

W	CAVERZASCHI Daniel de la PUENTE Martin (7)	ESP	6	6
	RATZLAFF Casey STROUD Conner	USA	1	2
Match duration: 1h07min			31min	36min

Court	Court 4	Scoring Rule	Three tie-break sets
Chair Umpire	BORGHEI Adel (IRI)	Match Code	MD207
Started	18:40	Finished	19:48

1st Set

Game	Serving	DC/Md	CR/CS
Game 1	Daniel Caverzaschi	1	0
Game 2	Casey Ratzlaff	2	0
Game 3	Martin de la Puente	3	0
Game 4	Conner Stroud	4	0
Game 5	Daniel Caverzaschi	5	0
Game 6	Casey Ratzlaff	5	1
Game 7	Martin de la Puente	6	1

2nd Set

Game	Serving	DC/Md	CR/CS
Game 1	Casey Ratzlaff	1	0
Game 2	Martin de la Puente	2	0
Game 3	Conner Stroud	2	1



Scorecard

スコアカード

Game 4: Daniel Caverzaschi Serving

														DC/Md	CR/CS
														3	1
73	74	75	76												

Game 5: Casey Ratzlaff Serving

														DC/Md	CR/CS
														4	1
77	78	79	80	81	82										

Game 6: Martin de la Puente Serving

														DC/Md	CR/CS
														5	1
83	84	85	86	87	88	89	90								

Game 7: Conner Stroud Serving

														DC/Md	CR/CS
														5	2
91	92	93	94												

Game 8: Daniel Caverzaschi Serving

														DC/Md	CR/CS
														6	2
95	96	97	98	99	100										

Incidents Summary:

Code of Conduct Violation: 0

Time Violation: 0

Legend:							
Winner	Double fault	Point to receiver - 2nd serve	Point to server - 2nd serve				
Ace - 1st serve	Point to receiver - 1st serve	Point to server - 1st serve	Service Break				



Match Statistics

試合統計

	IM Ho Won OH Sang-Ho	KOR	1	1
W	HOUDET Stephane PEIFER Nicolas (2)	FRA	6	6
Match duration: 0h55min			26min	29min

Court 2

Chair Umpire: MROZINSKA Marta (POL)

IM HW/OH SH				HOUDET S/PEIFER N (2)			
1 st Set	2 nd Set	3 rd Set	Total	1 st Set	2 nd Set	3 rd Set	Total
0	0		0	Total aces	1	1	2
3	2		5	Double faults	2	0	2
0	1		1	Service winners	0	0	0
13/20	12/19		25/39	1st serve	10/15	14/21	24/36
(65%)	(63%)		(64%)	Aces on 1st serve	(67%)	(67%)	(67%)
0	0		0	Points won on 1st serve	1	1	2
3/13	5/12		8/25	2nd Serve	7/10	10/14	17/24
(23%)	(42%)		(32%)	Aces on 2nd Serve	(70%)	(71%)	(71%)
4/7	5/7		9/14	Points won on 2nd serve	3/5	7/7	10/12
(57%)	(71%)		(64%)	Total points won	(60%)	(100%)	(83%)
0	0		0	Receiving points won	0	0	0
1/7	3/7		4/14	Break point conversions	2/5	6/7	8/12
(14%)	(43%)		(29%)		(40%)	(86%)	(67%)
10	13		23		25	27	52
6/15	5/21		11/36		16/20	11/19	27/39
(40%)	(24%)		(31%)		(80%)	(58%)	(69%)
1/1	0/0		1/1		4/4	2/4	6/8
(100%)	(0%)		(100%)		(100%)	(50%)	(75%)
0	1		1	Forehand winners	4	4	8
0	0		0	Backhand winners	1	1	2
8	15		23	Forced errors	3	7	10
11	6		17	Unforced errors	7	4	11

	1 st Set					2 nd Set						
Im/Oh	*0	0	*0	1	*1	1	*1	0	*0	0	*1	1
Houdet/Peifer (2)	1	*2	3	*3	4	*5	6	*1	2	*3	4	*5

Note:

Total winners is the sum of total aces, service winners, forehand winners and backhand winners.

Legend:

W Winner * Server



Scorecard

スコアカード

	IM Ho Won OH Sang-Ho	KOR	1	1
W	HOUDET Stephane PEIFER Nicolas (2)	FRA	6	6
Match duration: 0h54min			25min	29min

Court	Court 2	Scoring Rule	Three tie-break sets
Chair Umpire	MROZINSKA Marta (POL)	Match Code	MD208
Started	20:37	Finished	21:32

1st Set

Game	Serving	HI/SO	SH/NP
Game 1	Sang-Ho Oh	0	1
Game 2	Stephane Houdet	0	2
Game 3	Ho Won Im	0	3
Game 4	Nicolas Peifer	1	3
Game 5	Sang-Ho Oh	1	4
Game 6	Stephane Houdet	1	5
Game 7	Ho Won Im	1	6

2nd Set

Game	Serving	HI/SO	SH/NP
Game 1	Stephane Houdet	0	1
Game 2	Sang-Ho Oh	0	2
Game 3	Nicolas Peifer	0	3



Scorecard

スコアカード

Game 4: Ho Won Im Serving

														HI/SO	SH/NP	
														0	4	
51	52	53	54	55	56											

Game 5: Stephane Houdet Serving

														HI/SO	SH/NP	
														0	5	
57	58	59	60	61												

Game 6: Sang-Ho Oh Serving

														HI/SO	SH/NP	
														1	5	
62	63	64	65	66	67	68	69									

Game 7: Nicolas Peifer Serving

														HI/SO	SH/NP	
														1	6	
70	71	72	73	74	75											

Incidents Summary:

Code of Conduct Violation: 0
Time Violation: 0

Legend:							
Winner	Double fault	Point to receiver - 2nd serve	Point to server - 2nd serve				
Ace - 1st serve	Point to receiver - 1st serve	Point to server - 1st serve	Service Break				



Match Statistics

試合統計

W	HEWETT Alfie REID Gordon (1)	GBR	6	6
	GERARD Joachim VANDORPE Jef (6)	BEL	2	2
Match duration: 1h18min			39min	39min

Court 1

Chair Umpire: ESTEVEZ Patricio (ARG)

HEWETT A/REID G (1)				GERARD J/VANDORPE J (6)			
1 st Set	2 nd Set	3 rd Set	Total	1 st Set	2 nd Set	3 rd Set	Total
0	0		0	Total aces	1	0	1
3	2		5	Double faults	2	0	2
0	0		0	Service winners	0	0	0
23/30	15/21		38/51	1st serve	18/22	16/21	34/43
(77%)	(71%)		(75%)	Aces on 1st serve	(82%)	(76%)	(79%)
0	0		0	Points won on 1st serve	7/18	5/16	12/34
15/23	8/15		23/38	2nd Serve	(39%)	(31%)	(35%)
(65%)	(53%)		(61%)	Aces on 2nd Serve	2/4	5/5	7/9
4/7	4/6		8/13	Points won on 2nd serve	(50%)	(100%)	(78%)
(57%)	(67%)		(62%)	Total points won	0	0	0
0	0		0	Receiving points won	2/4	0/5	2/9
3/7	1/6		4/13	Break point conversions	(50%)	(0%)	(22%)
(43%)	(17%)		(31%)	Forehand winners	31	25	56
13/22	16/21		29/43	Backhand winners	4	8	12
(59%)	(76%)		(67%)	Forced errors	3	2	5
3/4	4/6		7/10	Unforced errors	7	4	11
(75%)	(67%)		(70%)		9	10	19

	1 st Set						2 nd Set									
	*1	*2	*3	4	*4	4	*5	6	*1	*2	*3	3	*3	4	*5	6
Hewett/Reid (1)																
Gerard/Vandorpe (6)	0	0	0	*0	1	*2	2	*2	0	*0	1	*1	2	*2	2	*2

Note:
Total winners is the sum of total aces, service winners, forehand winners and backhand winners.

Legend:
W Winner * Server



Scorecard

スコアカード

W	HEWETT Alfie REID Gordon (1)	GBR	6	6
	GERARD Joachim VANDORPE Jef (6)	BEL	2	2
Match duration: 1h18min			40min	38min

Court	Court 1	Scoring Rule	Three tie-break sets
Chair Umpire	ESTEVEZ Patricio (ARG)	Match Code	MD301
Started	21:26	Finished	22:45

1st Set

Game	Serving	AH/GR	JG/JV
Game 1	Gordon Reid	1	0
Game 2	Joachim Gerard	2	0
Game 3	Alfie Hewett	3	0
Game 4	Jef Vandorpe	4	0
Game 5	Gordon Reid	4	1
Game 6	Joachim Gerard	4	2
Game 7	Alfie Hewett	5	2
Game 8	Jef Vandorpe	6	2

2nd Set








Game	Serving	AH/GR	JG/JV
Game 1	Gordon Reid	1	0
Game 2	Joachim Gerard	2	0



















Scorecard

スコアカード

















Game 3: Alfie Hewett Serving

														AH/GR	JG/JV		
															2	1	
65	66	67	68														

















Game 4: Jef Vanderpe Serving

														AH/GR	JG/JV		
															3	1	
69	70	71	72	73	74												















Game 5: Gordon Reid Serving

														AH/GR	JG/JV		
															3	2	
75	76	77	78	79													

















Game 6: Joachim Gerard Serving

														AH/GR	JG/JV		
															4	2	
80	81	82	83	84													

Game 7: Alfie Hewett Serving









														AH/GR	JG/JV		
															5	2	
85	86	87	88	89	90												

Game 8: Jef Vanderpe Serving

														AH/GR	JG/JV		
															6	2	
91	92	93	94														

Incidents Summary:

Code of Conduct Violation: 0
Time Violation: 0

Legend:							
	Winner		Double fault		Point to receiver - 2nd serve		Point to server - 2nd serve
	Ace - 1st serve		Point to receiver - 1st serve		Point to server - 1st serve		Service Break



Match Statistics

試合統計

W	KUNIEDA Shingo SANADA Takashi (3)	JPN	7	6
	ANKER Carlos SPAARGAREN Ruben (8)	NED	6 (8)	3
Match duration: 2h44min			110min	54min

Centre Court

Chair Umpire: EDWARDS Fiona (GBR)

KUNIEDA S/SANADA T (3)				ANKER C/SPAARGAREN R (8)				
1 st Set	2 nd Set	3 rd Set	Total		1 st Set	2 nd Set	3 rd Set	Total
1	0		1	Total aces	0	0		0
3	1		4	Double faults	0	1		1
0	0		0	Service winners	0	0		0
48/59	24/28		72/87	1st serve	36/49	20/25		56/74
(81%)	(86%)		(83%)		(73%)	(80%)		(76%)
1	0		1	Aces on 1st serve	0	0		0
24/48	16/24		40/72	Points won on 1st serve	18/36	11/20		29/56
(50%)	(67%)		(56%)		(50%)	(55%)		(52%)
8/11	3/4		11/15	2nd Serve	13/13	4/5		17/18
(73%)	(75%)		(73%)		(100%)	(80%)		(94%)
0	0		0	Aces on 2nd Serve	0	0		0
4/11	2/4		6/15	Points won on 2nd serve	6/13	2/5		8/18
(36%)	(50%)		(40%)		(46%)	(40%)		(44%)
53	30		83	Total points won	55	23		78
25/49	12/25		37/74	Receiving points won	31/59	10/28		41/87
(51%)	(48%)		(50%)		(53%)	(36%)		(47%)
3/9	2/3		5/12	Break point conversions	3/7	1/3		4/10
(33%)	(67%)		(42%)		(43%)	(33%)		(40%)
11	6		17	Forehand winners	5	5		10
5	2		7	Backhand winners	1	0		1
17	11		28	Forced errors	23	11		34
32	7		39	Unforced errors	13	11		24

	1 st Set							2 nd Set														
Kunieda/Sanada (3)	0	*1	1	*1	2	*3	4	*4	4	*5	6	*6	7	*1	2	*3	4	*5	5	*5	5	*6
Anker/Spaargaren (8)	*1	1	*2	3	*3	3	*3	4	*5	5	*5	6	6(8)	0	*0	0	*0	0	*1	2	*3	3

Note:

Total winners is the sum of total aces, service winners, forehand winners and backhand winners.

Legend:

W Winner * Server



Scorecard スコアカード

W	KUNIEDA Shingo SANADA Takashi (3)	JPN	7	6
	ANKER Carlos SPAARGAREN Ruben (8)	NED	6 (8)	3
Match duration: 2h45min			110min	55min

Court	Centre Court	Scoring Rule	Three tie-break sets
Chair Umpire	EDWARDS Fiona (GBR)	Match Code	MD302
Started	21:27	Finished	00:12

1st Set

Game	Serving	SK/TS	CA/RS
Game 1	Ruben Spaargaren	0	1
Game 2	Shingo Kunieda	1	1
Game 3	Carlos Anker	1	2
Game 4	Takashi Sanada	1	3
Game 5	Ruben Spaargaren	2	3
Game 6	Shingo Kunieda	3	3
Game 7	Carlos Anker	4	3
Game 8	Takashi Sanada	4	4
Game 9	Ruben Spaargaren	4	5
Game 10	Shingo Kunieda	5	5



Scorecard

スコアカード

Game 11: Carlos Anker Serving														SK/TS	CA/RS	
														6	5	☀
79	80	81	82	83	84											

Game 12: Takashi Sanada Serving														SK/TS	CA/RS	
														6	6	☀
85	86	87	88	89	90											

TB - Shingo Kunieda														SK/TS	CA/RS	
														7	6	
	92	93						100	101			108				

TB - Takashi Sanada														SK/TS	CA/RS	
					96	97					104	105				

TB - Carlos Anker														SK/TS	CA/RS	
		94	95					102	103							

TB - Ruben Spaargaren														SK/TS	CA/RS	
91							98	99				106	107			

2nd Set

Game 1: Shingo Kunieda Serving														SK/TS	CA/RS	
109	110	111	112	113	114	115	116									

Game 2: Ruben Spaargaren Serving														SK/TS	CA/RS	
117	118	119	120	121												

Game 3: Takashi Sanada Serving														SK/TS	CA/RS	
122	123	124	125													

Game 4: Carlos Anker Serving														SK/TS	CA/RS	
126	127	128	129	130	131	132	133									

Game 5: Shingo Kunieda Serving														SK/TS	CA/RS	
134	135	136	137	138	139											

Game 6: Ruben Spaargaren Serving														SK/TS	CA/RS	
140	141	142	143													

Game 7: Takashi Sanada Serving														SK/TS	CA/RS	
144	145	146	147	148												












Game 8: Carlos Anker Serving														SK/TS	CA/RS	
149	150	151	152	153	154	155	156									



Scorecard

スコアカード

Game 9: Shingo Kunieda Serving









										SK/TS	CA/RS	
											6	3
157	158	159	160	161								

Incidents Summary:

Code of Conduct Violation: 0

Time Violation: 1

Time Violation on ANKER, Carlos (NED) /SPAARGAREN, Ruben (NED) in Set 1, Game 10, Point 6 at 22:40 on 30 August 2021

Legend:							
	Tie-break		Winner		Double fault		Point to receiver - 2nd serve
	Point to server - 2nd serve		Point to receiver - 1st serve		Point to server - 1st serve		Service Break



Match Statistics

試合統計

	FERNANDEZ Gustavo LEDESMA Agustin (5)	ARG	1	6	5
W	EGBERINK Tom SCHEFFERS Maikel (4)	NED	6	3	7
Match duration: 2h34min			28min	47min	79min

Court 3

Chair Umpire: McALEER Matthew (AUS)

FERNANDEZ G/LEDESMA A (5)				EGBERINK T/SCHEFFERS M (4)				
1 st Set	2 nd Set	3 rd Set	Total		1 st Set	2 nd Set	3 rd Set	Total
0	0	0	0	Total aces	4	1	1	6
0	1	1	2	Double faults	0	3	1	4
0	0	0	0	Service winners	0	0	0	0
21/23	18/25	28/43	67/91	1st serve	7/15	13/28	16/30	36/73
(91%)	(72%)	(65%)	(74%)	Aces on 1st serve	(47%)	(46%)	(53%)	(49%)
0	0	0	0	Points won on 1st serve	4	1	1	6
7/21	11/18	15/28	33/67	2nd Serve	6/7	5/13	11/16	22/36
(33%)	(61%)	(54%)	(49%)	Aces on 2nd Serve	(86%)	(38%)	(69%)	(61%)
2/2	6/7	14/15	22/24	Points won on 2nd serve	8/8	12/15	13/14	33/37
(100%)	(86%)	(93%)	(92%)	Total points won	(100%)	(80%)	(93%)	(89%)
0	0	0	0	Receiving points won	0	0	0	0
0/2	4/7	7/15	11/24	Break point conversions	2/8	8/15	7/14	17/37
(0%)	(57%)	(47%)	(46%)		(25%)	(53%)	(50%)	(46%)
14	30	34	78		24	23	39	86
7/15	15/28	12/30	34/73	Forehand winners	16/23	10/25	21/43	47/91
(47%)	(54%)	(40%)	(47%)	Backhand winners	(70%)	(40%)	(49%)	(52%)
1/1	3/3	2/2	6/6	Forced errors	4/5	1/2	3/9	8/16
(100%)	(100%)	(100%)	(100%)	Unforced errors	(80%)	(50%)	(33%)	(50%)
4	2	8	14		4	6	2	12
0	3	4	7		1	2	2	5
5	5	18	28		4	11	10	25
10	9	16	35		6	14	12	32

	1 st Set				2 nd Set				3 rd Set																				
Fernandez/Ledesma (5)	*0	0	*0	1*	1*	1	*1	1	*1	1*	2	*3	3	*3	4	*5	6	*1	1	*1	1	*2	2	*2	3	*4	5	*5	5
Egberink/Scheffers (4)	1	*2	3	*3	4	*5	6	*0	0	*1	1	*2	3	*3	3	*3	0	*1	2	*3	3	*4	5	*5	5	*5	6	*7	

Note:

Total winners is the sum of total aces, service winners, forehand winners and backhand winners.

Legend:

W Winner * Server



Scorecard

スコアカード

	FERNANDEZ Gustavo LEDESMA Agustin (5)	ARG	1	6	5
W	EGBERINK Tom SCHEFFERS Maikel (4)	NED	6	3	7
Match duration: 2h34min			29min	47min	78min

Court	Court 3	Scoring Rule	Three tie-break sets
Chair Umpire	McALEER Matthew (AUS)	Match Code	MD303
Started	21:28	Finished	00:03

1st Set

Game	Serving	GF/AL	TE/MS
Game 1	Gustavo Fernandez	0	1
Game 2	Tom Egberink	0	2
Game 3	Agustin Ledesma	0	3
Game 4	Maikel Scheffers	1	3
Game 5	Gustavo Fernandez	1	4
Game 6	Tom Egberink	1	5
Game 7	Agustin Ledesma	1	6

2nd Set

Game	Serving	GF/AL	TE/MS
Game 1	Tom Egberink	1	0
Game 2	Gustavo Fernandez	2	0
Game 3	Maikel Scheffers	2	1



Scorecard

スコアカード

Game 4: Agustin Ledesma Serving

												GF/AL	TE/MS
												3	1
53	54	55	56	57	58	59	60	61	62				

Game 5: Tom Egberink Serving

												GF/AL	TE/MS
												3	2
63	64	65	66	67									

Game 6: Gustavo Fernandez Serving

												GF/AL	TE/MS	
												3	3	☀
68	69	70	71	72										

Game 7: Maikel Scheffers Serving

												GF/AL	TE/MS	
												4	3	☀
73	74	75	76	77	78	79	80							

Game 8: Agustin Ledesma Serving

												GF/AL	TE/MS
												5	3
81	82	83	84	85									

Game 9: Tom Egberink Serving

												GF/AL	TE/MS	
												6	3	☀
86	87	88	89	90	91									

3rd Set

Game 1: Gustavo Fernandez Serving

												GF/AL	TE/MS
												1	0
92	93	94	95	96									

Game 2: Tom Egberink Serving

												GF/AL	TE/MS
												1	1
97	98	99	100	101	102								

Game 3: Agustin Ledesma Serving

												GF/AL	TE/MS	
												1	2	☀
103	104	105	106	107	108	109	110							

Game 4: Maikel Scheffers Serving

												GF/AL	TE/MS
												1	3
111	112	113	114	115									

Game 5: Gustavo Fernandez Serving

												GF/AL	TE/MS
												2	3
116	117	118	119	120	121	122	123						

Game 6: Tom Egberink Serving

												GF/AL	TE/MS
												2	4
124	125	126	127	128									

Game 7: Agustin Ledesma Serving

												GF/AL	TE/MS	
												2	5	☀
129	130	131	132	133	134	135	136							

Game 8: Maikel Scheffers Serving

												GF/AL	TE/MS	
												3	5	☀
137	138	139	140											



Scorecard

スコアカード

Game 9: Gustavo Fernandez Serving

												GF/AL	TE/MS
												4	5
141	142	143	144	145	146								

Game 10: Tom Egberink Serving

												GF/AL	TE/MS	
												5	5	
147	148	149	150	151	152									

Game 11: Agustin Ledesma Serving

												GF/AL	TE/MS	
												5	6	
153	154	155	156	157	158	159	160							

Game 12: Maikel Scheffers Serving

												GF/AL	TE/MS
												5	7
161	162	163	164										

Incidents Summary:

Code of Conduct Violation: 0
Time Violation: 0

Legend:							
	Winner		Double fault		Point to receiver - 2nd serve		Point to server - 2nd serve
	Ace - 1st serve		Point to receiver - 1st serve		Point to server - 1st serve		Service Break



Match Statistics

試合統計

	CAVERZASCHI Daniel de la PUENTE Martin (7)	ESP	3	4
W	HOUDET Stephane PEIFER Nicolas (2)	FRA	6	6
Match duration: 1h55min			47min	68min

Court 2

Chair Umpire: YAN Bo (CHN)

CAVERZASCHI D/de la PUENTE M (7)				HOUDET S/PEIFER N (2)				
1 st Set	2 nd Set	3 rd Set	Total		1 st Set	2 nd Set	3 rd Set	Total
0	0		0	Total aces	0	0		0
0	1		1	Double faults	1	1		2
0	0		0	Service winners	0	0		0
30/37	25/40		55/77	1st serve	13/24	17/29		30/53
(81%)	(63%)		(71%)	Aces on 1st serve	(54%)	(59%)		(57%)
0	0		0	Points won on 1st serve	0	0		0
13/30	10/25		23/55	2nd Serve	8/13	6/17		14/30
(43%)	(40%)		(42%)	Aces on 2nd Serve	(62%)	(35%)		(47%)
7/7	14/15		21/22	Points won on 2nd serve	10/11	11/12		21/23
(100%)	(93%)		(95%)	Total points won	(91%)	(92%)		(91%)
0	0		0	Receiving points won	0	0		0
3/7	7/15		10/22	Break point conversions	7/11	6/12		13/23
(43%)	(47%)		(45%)		(64%)	(50%)		(57%)
25	34		59		36	35		71
9/24	17/29		26/53	Forehand winners	21/37	23/40		44/77
(38%)	(59%)		(49%)	Backhand winners	(57%)	(57%)		(57%)
1/3	3/3		4/6	Forced errors	3/6	4/10		7/16
(33%)	(100%)		(67%)	Unforced errors	(50%)	(40%)		(44%)
5	9		14		5	4		9
5	5		10		3	3		6
16	14		30		8	7		15
12	14		26		7	13		20

	1 st Set						2 nd Set									
Caverzaschi/de la Puente (7)	*0	0	*0	0	*1	1	*2	3	*3							
HouDET/Peifer (2)	1	*2	3	*4	4	*5	5	*5	6	*1	2	*3	3	*3	4	*4

Note:

Total winners is the sum of total aces, service winners, forehand winners and backhand winners.

Legend:

W Winner * Server



Scorecard

スコアカード

	CAVERZASCHI Daniel de la PUENTE Martin (7)	ESP	3	4
W	HOUDET Stephane PEIFER Nicolas (2)	FRA	6	6
Match duration: 1h56min			48min	68min

Court	Court 2	Scoring Rule	Three tie-break sets
Chair Umpire	YAN Bo (CHN)	Match Code	MD304
Started	21:26	Finished	23:23

1st Set

Game	Serving	DC/Md	SH/NP
Game 1	Daniel Caverzaschi	0	1
Game 2	Stephane Houdet	0	2
Game 3	Martin de la Puente	0	3
Game 4	Nicolas Peifer	0	4
Game 5	Daniel Caverzaschi	1	4
Game 6	Stephane Houdet	1	5
Game 7	Martin de la Puente	2	5
Game 8	Nicolas Peifer	3	5
Game 9	Daniel Caverzaschi	3	6

2nd Set

Game	Serving	DC/Md	SH/NP
Game 1	Stephane Houdet	0	1



Scorecard

スコアカード

Game 2: Daniel Caverzaschi Serving

														DC/Md	SH/NP		
															0	2	
68	69	70	71	72	73	74	75	76	77								

Game 3: Nicolas Peifer Serving

														DC/Md	SH/NP		
															0	3	
78	79	80	81	82	83	84	85										

Game 4: Martin de la Puente Serving

														DC/Md	SH/NP		
															1	3	
86	87	88	89	90													

Game 5: Stephane Houdet Serving

														DC/Md	SH/NP		
															2	3	
91	92	93	94	95													

Game 6: Daniel Caverzaschi Serving

														DC/Md	SH/NP		
															2	4	
96	97	98	99	100	101	102	103										

Game 7: Nicolas Peifer Serving

														DC/Md	SH/NP		
															3	4	
104	105	106	107	108													

Game 8: Martin de la Puente Serving

														DC/Md	SH/NP		
															3	5	
109	110	111	112	113	114	115	116	117	118	119	120						

Game 9: Stephane Houdet Serving

														DC/Md	SH/NP		
															4	5	
121	122	123	124	125													

Game 10: Daniel Caverzaschi Serving

														DC/Md	SH/NP		
															4	6	
126	127	128	129	130													

Incidents Summary:

Code of Conduct Violation: 0

Time Violation: 0

Legend:							
	Winner		Double fault		Point to receiver - 2nd serve		Point to server - 2nd serve
	Point to receiver - 1st serve		Point to server - 1st serve		Service Break		



Match Statistics

試合統計

W	HEWETT Alfie REID Gordon (1)	GBR	6	6
	KUNIEDA Shingo SANADA Takashi (3)	JPN	2	1
Match duration: 1h27min			44min	43min

Centre Court

Chair Umpire: YAN Bo (CHN)

HEWETT A/REID G (1)				KUNIEDA S/SANADA T (3)				
1 st Set	2 nd Set	3 rd Set	Total		1 st Set	2 nd Set	3 rd Set	Total
0	0		0	Total aces	0	1		1
1	0		1	Double faults	2	0		2
0	0		0	Service winners	0	0		0
12/20	18/23		30/43	1st serve	20/26	17/23		37/49
(60%)	(78%)		(70%)		(77%)	(74%)		(76%)
0	0		0	Aces on 1st serve	0	1		1
8/12	13/18		21/30	Points won on 1st serve	7/20	6/17		13/37
(67%)	(72%)		(70%)		(35%)	(35%)		(35%)
7/8	5/5		12/13	2nd Serve	4/6	6/6		10/12
(88%)	(100%)		(92%)		(67%)	(100%)		(83%)
0	0		0	Aces on 2nd Serve	0	0		0
6/8	3/5		9/13	Points won on 2nd serve	3/6	5/6		8/12
(75%)	(60%)		(69%)		(50%)	(83%)		(67%)
30	28		58	Total points won	16	18		34
16/26	12/23		28/49	Receiving points won	6/20	7/23		13/43
(62%)	(52%)		(57%)		(30%)	(30%)		(30%)
3/5	2/5		5/10	Break point conversions	1/1	0/0		1/1
(60%)	(40%)		(50%)		(100%)	(0%)		(100%)
10	11		21	Forehand winners	2	6		8
6	3		9	Backhand winners	0	1		1
10	4		14	Forced errors	6	10		16
4	6		10	Unforced errors	8	4		12

	1 st Set						2 nd Set								
Hewett/Reid (1)	*1	1	*2	3	*3	4	*5	6	*1	2	*3	3	*4	5	*6
Kunieda/Sanada (3)	0	*1	1	*1	2	*2	2	*2	0	*0	0	*1	1	*1	1

Note:

Total winners is the sum of total aces, service winners, forehand winners and backhand winners.

Legend:

W Winner * Server



Scorecard

スコアカード

W	HEWETT Alfie REID Gordon (1)	GBR	6	6
	KUNIEDA Shingo SANADA Takashi (3)	JPN	2	1
Match duration: 1h27min			44min	43min

Court	Centre Court	Scoring Rule	Three tie-break sets
Chair Umpire	YAN Bo (CHN)	Match Code	MD401
Started	14:37	Finished	16:05

1st Set

Game	Serving	AH/GR	SK/TS
Game 1	Alfie Hewett	1	0
Game 2	Shingo Kunieda	1	1
Game 3	Gordon Reid	2	1
Game 4	Takashi Sanada	3	1
Game 5	Alfie Hewett	3	2
Game 6	Shingo Kunieda	4	2
Game 7	Gordon Reid	5	2
Game 8	Takashi Sanada	6	2

2nd Set

Game	Serving	AH/GR	SK/TS
Game 1	Alfie Hewett	1	0
Game 2	Shingo Kunieda	2	0



Scorecard

スコアカード

Game 3: Gordon Reid Serving														AH/GR	SK/TS
														3	0
65	66	67	68	69	70										
Game 4: Takashi Sanada Serving														AH/GR	SK/TS
														3	1
71	72	73	74	75											
Game 5: Alfie Hewett Serving														AH/GR	SK/TS
														4	1
76	77	78	79	80	81										
Game 6: Shingo Kunieda Serving														AH/GR	SK/TS
														5	1
82	83	84	85	86	87										
Game 7: Gordon Reid Serving														AH/GR	SK/TS
														6	1
88	89	90	91	92											

Incidents Summary:

Code of Conduct Violation: 0
Time Violation: 0

Legend:					
	Winner		Double fault		Point to receiver - 2nd serve
	Ace - 1st serve		Point to receiver - 1st serve		Point to server - 1st serve
					Service Break



Match Statistics

試合統計

	EGBERINK Tom SCHEFFERS Maikel (4)	NED	2	4
W	HOUDET Stephane PEIFER Nicolas (2)	FRA	6	6
Match duration: 1h52min			44min	68min

Court 1

Chair Umpire: KURENCHANINA Daria (BLR)

EGBERINK T/SCHEFFERS M (4)				HOUDET S/PEIFER N (2)				
1 st Set	2 nd Set	3 rd Set	Total		1 st Set	2 nd Set	3 rd Set	Total
0	0		0	Total aces	1	3		4
0	0		0	Double faults	0	3		3
0	0		0	Service winners	0	1		1
21/25	22/37		43/62	1st serve	16/21	31/36		47/57
(84%)	(59%)		(69%)	Aces on 1st serve	(76%)	(86%)		(82%)
0	0		0	Points won on 1st serve	1	3		4
10/21	14/22		24/43	2nd Serve	13/16	21/31		34/47
(48%)	(64%)		(56%)	Aces on 2nd Serve	(81%)	(68%)		(72%)
4/4	15/15		19/19	Points won on 2nd serve	5/5	2/5		7/10
(100%)	(100%)		(100%)	Total points won	(100%)	(40%)		(70%)
0	0		0	Receiving points won	0	0		0
3/4	7/15		10/19	Break point conversions	3/5	2/5		5/10
(75%)	(47%)		(53%)		(60%)	(40%)		(50%)
18	34		52		28	39		67
5/21	13/36		18/57	Forehand winners	12/25	16/37		28/62
(24%)	(36%)		(32%)	Backhand winners	(48%)	(43%)		(45%)
0/0	1/4		1/4	Forced errors	2/2	2/3		4/5
(0%)	(25%)		(25%)	Unforced errors	(100%)	(67%)		(80%)
1	8		9		9	11		20
0	4		4		1	3		4
8	8		16		10	13		23
9	13		22		7	9		16

	1 st Set					2 nd Set												
Eqberink/Scheffers (4)	*0	0	*1	1	*2	2	*2	2	*0	0	*0	0	*1	1	*2	3	*4	4
HouDET/Peifer (2)	1	*2	2	*3	3	*4	5	*6	1	*2	3	*4	4	*5	5	*5	5	*6

Note:

Total winners is the sum of total aces, service winners, forehand winners and backhand winners.

Legend:

W Winner * Server



Scorecard

スコアカード

	EGBERINK Tom SCHEFFERS Maikel (4)	NED	2	4
W	HOUDET Stephane PEIFER Nicolas (2)	FRA	6	6
Match duration: 1h52min			45min	67min

Court	Court 1	Scoring Rule	Three tie-break sets
Chair Umpire	KURENCHANINA Daria (BLR)	Match Code	MD402
Started	16:48	Finished	18:41

1st Set

Game	Serving	TE/MS	SH/NP
Game 1	Tom Egberink	0	1
Game 2	Stephane Houdet	0	2
Game 3	Maikel Scheffers	1	2
Game 4	Nicolas Peifer	1	3
Game 5	Tom Egberink	2	3
Game 6	Stephane Houdet	2	4
Game 7	Maikel Scheffers	2	5
Game 8	Nicolas Peifer	2	6

2nd Set

Game	Serving	TE/MS	SH/NP
Game 1	Tom Egberink	0	1
Game 2	Stephane Houdet	0	2



Scorecard

スコアカード

Game 3: Maikel Scheffers Serving														TE/MS	SH/NP	
														0	3	
58	59	60	61	62	63	64	65	66	67							
Game 4: Nicolas Peifer Serving														TE/MS	SH/NP	
														0	4	
68	69	70	71	72	73	74	75	76	77	78	79					
Game 5: Tom Egberink Serving														TE/MS	SH/NP	
														1	4	
80	81	82	83													
Game 6: Stephane Houdet Serving														TE/MS	SH/NP	
														1	5	
84	85	86	87	88												
Game 7: Maikel Scheffers Serving														TE/MS	SH/NP	
														2	5	
89	90	91	92	93												
Game 8: Nicolas Peifer Serving														TE/MS	SH/NP	
														3	5	
94	95	96	97	98	99	100	101	102	103							
Game 9: Tom Egberink Serving														TE/MS	SH/NP	
														4	5	
104	105	106	107	108	109	110	111	112	113	114	115					
Game 10: Stephane Houdet Serving														TE/MS	SH/NP	
														4	6	
116	117	118	119													

Incidents Summary:

Code of Conduct Violation: 0
Time Violation: 0

Legend:					
	Winner		Double fault		Point to receiver - 2nd serve
	Ace - 1st serve		Point to receiver - 1st serve		Point to server - 1st serve
					Service Break



Match Statistics

試合統計

	KUNIEDA Shingo SANADA Takashi (3)	JPN	3	2
W	EGBERINK Tom SCHEFFERS Maikel (4)	NED	6	6
Match duration: 1h53min			62min	51min

Centre Court

Chair Umpire: LAKHDHAR Yassine (TUN)

KUNIEDA S/SANADA T (3)				EGBERINK T/SCHEFFERS M (4)				
1 st Set	2 nd Set	3 rd Set	Total		1 st Set	2 nd Set	3 rd Set	Total
1	0		1	Total aces	3	0		3
0	1		1	Double faults	0	0		0
0	0		0	Service winners	0	0		0
28/34	14/19		42/53	1st serve	22/32	22/32		44/64
(82%)	(74%)		(79%)		(69%)	(69%)		(69%)
1	0		1	Aces on 1st serve	3	0		3
14/28	2/14		16/42	Points won on 1st serve	13/22	10/22		23/44
(50%)	(14%)		(38%)		(59%)	(45%)		(52%)
6/6	4/5		10/11	2nd Serve	10/10	10/10		20/20
(100%)	(80%)		(91%)		(100%)	(100%)		(100%)
0	0		0	Aces on 2nd Serve	0	0		0
4/6	1/5		5/11	Points won on 2nd serve	7/10	6/10		13/20
(67%)	(20%)		(45%)		(70%)	(60%)		(65%)
32	19		51	Total points won	39	32		71
12/32	16/32		28/64	Receiving points won	16/34	16/19		32/53
(38%)	(50%)		(44%)		(47%)	(84%)		(60%)
1/2	2/7		3/9	Break point conversions	3/4	4/4		7/8
(50%)	(29%)		(33%)		(75%)	(100%)		(88%)
7	4		11	Forehand winners	5	5		10
2	2		4	Backhand winners	2	2		4
11	8		19	Forced errors	5	5		10
14	17		31	Unforced errors	15	8		23

	1 st Set						2 nd Set										
Kunieda/Sanada (3)	*1	1	*2	3	*3	3	*3	3	*3	3	*3	3	*3	3	*3		
Egberink/Scheffers (4)	0	*1	1	*1	2	*3	4	*5	6	*1	2	*2	3	*3	4	*5	6

Note:

Total winners is the sum of total aces, service winners, forehand winners and backhand winners.

Legend:

W Winner * Server



Scorecard

スコアカード

	KUNIEDA Shingo SANADA Takashi (3)	JPN	3	2
W	EGBERINK Tom SCHEFFERS Maikel (4)	NED	6	6
Match duration: 1h54min			62min	52min

Court	Centre Court	Scoring Rule	Three tie-break sets
Chair Umpire	LAKHDHAR Yassine (TUN)	Match Code	MD502
Started	11:54	Finished	13:48

1st Set

Game	Serving	SK/TS	TE/MS
Game 1	Takashi Sanada	1	0
Game 2	Tom Egberink	1	1
Game 3	Shingo Kunieda	2	1
Game 4	Maikel Scheffers	3	1
Game 5	Takashi Sanada	3	2
Game 6	Tom Egberink	3	3
Game 7	Shingo Kunieda	3	4
Game 8	Maikel Scheffers	3	5
Game 9	Takashi Sanada	3	6

2nd Set

Game	Serving	SK/TS	TE/MS
Game 1	Tom Egberink	0	1



Scorecard

スコアカード

Game 2: Takashi Sanada Serving

														SK/TS	TE/MS		
															0	2	
81	82	83	84	85													

Game 3: Maikel Scheffers Serving

														SK/TS	TE/MS		
															1	2	
86	87	88	89	90	91	92	93										

Game 4: Shingo Kunieda Serving

														SK/TS	TE/MS		
															1	3	
94	95	96	97	98	99												

Game 5: Tom Egberink Serving

														SK/TS	TE/MS		
															2	3	
100	101	102	103	104	105												

Game 6: Takashi Sanada Serving

														SK/TS	TE/MS		
															2	4	
106	107	108	109														

Game 7: Maikel Scheffers Serving

														SK/TS	TE/MS		
															2	5	
110	111	112	113	114	115	116	117	118	119								

Game 8: Shingo Kunieda Serving

														SK/TS	TE/MS		
															2	6	
120	121	122	123														

Incidents Summary:

Code of Conduct Violation: 0

Time Violation: 0

Legend:							
	Winner		Double fault		Point to receiver - 2nd serve		Point to server - 2nd serve
	Ace - 1st serve		Point to receiver - 1st serve		Point to server - 1st serve		Service Break



Match Statistics

試合統計

	HEWETT Alfie REID Gordon (1)	GBR	5	6	6 (3)
W	HOUDET Stephane PEIFER Nicolas (2)	FRA	7	0	7
Match duration: 3h25min			83min	50min	72min

Centre Court

Chair Umpire: MROZINSKA Marta (POL)

HEWETT A/REID G (1)				HOUDET S/PEIFER N (2)				
1 st Set	2 nd Set	3 rd Set	Total		1 st Set	2 nd Set	3 rd Set	Total
1	2	1	4	Total aces	0	0	0	0
1	0	0	1	Double faults	1	3	1	5
0	0	0	0	Service winners	0	0	0	0
31/40	10/14	32/36	73/90	1st serve	30/44	30/41	31/37	91/122
(78%)	(71%)	(89%)	(81%)	Aces on 1st serve	(68%)	(73%)	(84%)	(75%)
1	1	1	3	Points won on 1st serve	0	0	0	0
17/31	8/10	14/32	39/73	2nd Serve	16/30	13/30	18/31	47/91
(55%)	(80%)	(44%)	(53%)	Aces on 2nd Serve	(53%)	(43%)	(58%)	(52%)
8/9	4/4	4/4	16/17	Points won on 2nd serve	13/14	8/11	5/6	26/31
(89%)	(100%)	(100%)	(94%)	Total points won	(93%)	(73%)	(83%)	(84%)
0	1	0	1	Receiving points won	0	0	0	0
3/9	4/4	1/4	8/17	Break point conversions	10/14	4/11	2/6	16/31
(33%)	(100%)	(25%)	(47%)		(71%)	(36%)	(33%)	(52%)
38	36	32	106	Total points won	46	19	41	106
18/44	24/41	17/37	59/122	Forehand winners	20/40	2/14	21/36	43/90
(41%)	(59%)	(46%)	(48%)	Backhand winners	(50%)	(14%)	(58%)	(48%)
2/5	3/13	3/4	8/22	Forced errors	3/5	0/0	3/4	6/9
(40%)	(23%)	(75%)	(36%)	Unforced errors	(60%)	(0%)	(75%)	(67%)
8	9	13	30		11	2	9	22
3	3	2	8		2	1	3	6
13	7	16	36		10	8	8	26
20	9	13	42		16	14	8	38

	1 st Set					2 nd Set					3 rd Set														
Hewett/Reid (1)	*1	1	*2	3	*3	3	*4	4	*4	5	*5	5	*1	2	*3	3	*3	4	*4	4	*5	5	*5	6	6(3)
Houdet/Peifer (2)	0	*1	1	*1	2	*3	3	*4	5	*5	6	*7	0	*0	0	*0	0	*0	0	*0	0	*0	0	*0	7

Note:
Total winners is the sum of total aces, service winners, forehand winners and backhand winners.

Legend:
W Winner * Server



Scorecard

スコアカード

	HEWETT Alfie REID Gordon (1)	GBR	5	6	6 (3)
W	HOUDET Stephane PEIFER Nicolas (2)	FRA	7	0	7
Match duration: 3h25min			83min	50min	72min

Court	Centre Court	Scoring Rule	Three tie-break sets
Chair Umpire	MROZINSKA Marta (POL)	Match Code	MD501
Started	14:22	Finished	17:47

1st Set

Game	Serving	AH/GR	SH/NP
Game 1	Gordon Reid	1	0
Game 2	Stephane Houdet	1	1
Game 3	Alfie Hewett	2	1
Game 4	Nicolas Peifer	3	1
Game 5	Gordon Reid	3	2
Game 6	Stephane Houdet	3	3
Game 7	Alfie Hewett	4	3
Game 8	Nicolas Peifer	4	4
Game 9	Gordon Reid	4	5
Game 10	Stephane Houdet	5	5



Scorecard

スコアカード

Game 11: Alfie Hewett Serving

										AH/GR SH/NP												
																				5	6	☀
71	72	73	74	75	76	77	78	79	80													

Game 12: Nicolas Peifer Serving

										AH/GR SH/NP												
																				5	7	
81	82	83	84																			

2nd Set

Game 1: Gordon Reid Serving

										AH/GR SH/NP												
																				1	0	
85	86	87	88	89																		

Game 2: Stephane Houdet Serving

										AH/GR SH/NP												
																				2	0	☀
90	91	92	93	94	95																	

Game 3: Alfie Hewett Serving

										AH/GR SH/NP												
																				3	0	
96	97	98	99																			

Game 4: Nicolas Peifer Serving

										AH/GR SH/NP													
																				4	0	☀	
100	101	102	103	104																			

Game 5: Gordon Reid Serving

										AH/GR SH/NP													
																				5	0		
105	106	107	108	109																			

Game 6: Stephane Houdet Serving

										AH/GR SH/NP												
110	111	112	113	114	115	116	117	118	119	120	121	122	123	124	125	126	127	128	129			
																				6	0	☀
130	131	132	133	134	135	136	137	138	139													

3rd Set

Game 1: Alfie Hewett Serving

										AH/GR SH/NP												
																				1	0	
140	141	142	143	144	145	146	147															

Game 2: Stephane Houdet Serving

										AH/GR SH/NP													
																				2	0	☀	
148	149	150	151	152	153																		

Game 3: Gordon Reid Serving

										AH/GR SH/NP													
																				3	0		
154	155	156	157																				

Game 4: Nicolas Peifer Serving

										AH/GR SH/NP													
																				3	1		
158	159	160	161																				



Scorecard

スコアカード

Game	Serving	Score	AH/GR	SH/NP	Notes
Game 5	Alfie Hewett	3-2	3	2	🌟
Game 6	Stephane Houdet	4-2	4	2	🌟
Game 7	Gordon Reid	4-3	4	3	🌟
Game 8	Nicolas Peifer	4-4	4	4	
Game 9	Alfie Hewett	5-4	5	4	
Game 10	Stephane Houdet	5-5	5	5	
Game 11	Gordon Reid	5-6	5	6	🌟
Game 12	Nicolas Peifer	6-6	6	6	🌟
TB - Alfie Hewett		6-7	6	7	
TB - Gordon Reid					
TB - Stephane Houdet					
TB - Nicolas Peifer		(3)-(7)	(3)	(7)	

Incidents Summary:

Code of Conduct Violation: 0
Time Violation: 0



Ariake Tennis Park

有明テニスの森

FRI 3 SEP 2021

Wheelchair Tennis

車いすテニス

Men's Doubles

男子ダブルス

Gold Medal Match

決勝戦



Scorecard

スコアカード

Legend:							
TB	Tie-break	W	Winner		Ace - 2nd serve		Double fault
	Point to receiver - 2nd serve		Point to server - 2nd serve		Ace - 1st serve		Point to receiver - 1st serve
	Point to server - 1st serve		Service Break				



Entry List by Event

種目ごとのエントリーリスト

As of WED 25 AUG 2021

Event Order	Ranking 23 AUG 2021	Name	NPC Code	Qualified Type	Seed
1	1 2	de GROOT Diede van KOOT Aniek	NED		1
2	5 3	SHUKER Lucy WHILEY Jordanne	GBR		2
3	4 10	KAMIJI Yui OHTANI Momoko	JPN		3
4	8 9	TAKAMURO Saki TANAKA Manami	JPN		4
5	15 23	HUANG Huimin HUANG Jinlian	CHN		
6	32 16	WANG Ziyang ZHU Zhenzhen	CHN		
7	26 24	FAIRBANK Charlotte MORCH Emmanuelle	FRA		
8	44 7	BARON Shelby MATHEWSON Dana	USA		
9	6 46	MONTJANE Kgothatso VENTER Mariska	RSA		
10	38 25	BUBNOVA Liudmila LVOVA Viktoriia	RPC		
11	37 29	CALDEIRA Ana DUVAL Meirycoll	BRA		
12	17 76	BERNAL Angelica MARTINEZ Johana	COL		



Draw

ドロー

As of SAT 4 SEP 2021

Rank	1 st Round	Seed	NPC	Quarterfinals	Semifinals	Final
1	de GROOT Diede	(1)	NED	de GROOT D van KOOT A (1)		Gold: DE GROOT / VAN KOOT NED Silver: SHUKER / WHILEY GBR Bronze: KAMIJI / OHTANI JPN
2	van KOOT Aniek					
	BYE				de GROOT D van KOOT A (1)	
					6-2 6-1	
26	FAIRBANK Charlotte		FRA	BUBNOVA L LVOVA V		
24	MORCH Emmanuelle					
38	BUBNOVA Liudmila		RPC	2-6 7-5 6-2		
25	LVOVA Viktoriia					de GROOT D van KOOT A (1)
						6-4 6-2
4	KAMIJI Yui	(3)	JPN	KAMIJI Y OHTANI M (3)		
10	OHTANI Momoko					
	BYE				KAMIJI Y OHTANI M (3)	
					6-0 6-0	
37	CALDEIRA Ana		BRA	HUANG H HUANG J		
29	DUVAL Meirycol					
15	HUANG Huimin		CHN	6-0 6-0		
23	HUANG Jinlian					Gold Medal
						de GROOT D van KOOT A (1)
						6-0 6-1
32	WANG Ziyang		CHN	WANG Z ZHU Z		
16	ZHU Zhenzhen					
44	BARON Shelby		USA	6-1 6-0		
7	MATHEWSON Dana				WANG Z ZHU Z	
					6-2 6-1	
	BYE			TAKAMURO S TANAKA M (4)		
8	TAKAMURO Saki	(4)	JPN			
9	TANAKA Manami					SHUKER L WHILEY J (2)
						6-4 6-2
6	MONTJANE Kgothatso		RSA	MONTJANE K VENTER M		
46	VENTER Mariska					
17	BERNAL Angelica		COL	6-1 6-1		
76	MARTINEZ Johana				SHUKER L WHILEY J (2)	
					6-2 6-0	
	BYE			SHUKER L WHILEY J (2)		
5	SHUKER Lucy	(2)	GBR			
3	WHILEY Jordanne				KAMIJI Y OHTANI M (3)	Bronze Medal
						KAMIJI Y OHTANI M (3)
						6-2 7-6(3)
					WANG Z ZHU Z	

Note:
Ranking as of 23 AUG 2021.



Match Statistics

試合統計

	FAIRBANK Charlotte MORCH Emmanuelle	FRA	6	5	2
W	BUBNOVA Liudmila LVOVA Viktoriia	RPC	2	7	6
Match duration: 2h40min			32min	65min	63min

Court 8

Chair Umpire: GOSAVI Avanee (IND)

FAIRBANK C/MORCH E				BUBNOVA L/LVOVA V				
1 st Set	2 nd Set	3 rd Set	Total		1 st Set	2 nd Set	3 rd Set	Total
2	0	0	2	Total aces	0	1	1	2
2	4	5	11	Double faults	0	3	1	4
2	2	1	5	Service winners	0	4	0	4
20/28	25/38	17/28	62/94	1st serve	11/22	29/51	18/25	58/98
(71%)	(66%)	(61%)	(66%)	Aces on 1st serve	(50%)	(57%)	(72%)	(59%)
2	0	0	2	Points won on 1st serve	7/11	19/29	13/18	39/58
16/20	14/25	10/17	40/62	2nd Serve	(64%)	(66%)	(72%)	(67%)
(80%)	(56%)	(59%)	(65%)		11/11	19/22	6/7	36/40
6/8	9/13	6/11	21/32	Aces on 2nd Serve	(100%)	(86%)	(86%)	(90%)
(75%)	(69%)	(55%)	(66%)	Points won on 2nd serve	0	0	0	0
0	0	0	0		5/11	10/22	3/7	18/40
3/8	7/13	2/11	12/32	Total points won	(45%)	(45%)	(43%)	(45%)
(38%)	(54%)	(18%)	(38%)		21	46	32	99
29	43	21	93	Receiving points won	9/28	17/38	16/28	42/94
10/22	22/51	9/25	41/98	Break point conversions	(32%)	(45%)	(57%)	(45%)
(45%)	(43%)	(36%)	(42%)		0/2	2/3	3/6	5/11
2/4	1/8	1/1	4/13	Forehand winners	(0%)	(67%)	(50%)	(45%)
(50%)	(13%)	(100%)	(31%)		2	9	4	15
2	3	0	5	Backhand winners	2	2	5	9
0	3	2	5	Forced errors	23	26	17	66
14	26	16	56	Unforced errors	0	9	1	10
3	4	6	13					

	1 st Set					2 nd Set					3 rd Set					
Fairbank/Morch	1*2	2*3	3*4	5*6		0*1	2*3	3*3	3*4	4*5	5*5	1*1	1*2	2*2	2*2	
Bubnova/Lvova	*0	0*1	1*2	2*2	2	*1	1*1	1*2	3*4	4*5	5*6	*0	1*2	2*3	4*5	6

Note:

Total winners is the sum of total aces, service winners, forehand winners and backhand winners.

Legend:

W Winner * Server



Scorecard

スコアカード

	FAIRBANK Charlotte MORCH Emmanuelle	FRA	6	5	2
W	BUBNOVA Liudmila LVOVA Viktoriia	RPC	2	7	6
Match duration: 2h40min			32min	65min	63min

Court	Court 8	Scoring Rule	Three tie-break sets
Chair Umpire	GOSAVI Avanee (IND)	Match Code	WD102
Started	21:30	Finished	00:10

1st Set

Game	Serving	CF/EM	LB/VL
Game 1	Viktoriia Lvova	1	0
Game 2	Charlotte Fairbank	2	0
Game 3	Liudmila Bubnova	2	1
Game 4	Emmanuelle Morch	3	1
Game 5	Viktoriia Lvova	3	2
Game 6	Charlotte Fairbank	4	2
Game 7	Liudmila Bubnova	5	2
Game 8	Emmanuelle Morch	6	2

2nd Set

Game	Serving	CF/EM	LB/VL
Game 1	Viktoriia Lvova	0	1
Game 2	Charlotte Fairbank	1	1



Scorecard

スコアカード











Game 3: Liudmila Bubnova Serving														CF/EM	LB/VL	☀			
														2	1				
64	65	66	67	68															
Game 4: Emmanuelle Morch Serving														CF/EM	LB/VL				
																3	1		
69	70	71	72	73	74	75	76												
Game 5: Viktoriia Lvova Serving														CF/EM	LB/VL				
																		3	2
77	78	79	80	81	82	83	84	85	86	87	88	89	90						
Game 6: Charlotte Fairbank Serving														CF/EM	LB/VL	☀			
																		3	3
91	92	93	94	95	96														
Game 7: Liudmila Bubnova Serving														CF/EM	LB/VL				
																		3	4
97	98	99	100	101	102														
Game 8: Emmanuelle Morch Serving														CF/EM	LB/VL				
																		4	4
103	104	105	106	107	108														
Game 9: Viktoriia Lvova Serving														CF/EM	LB/VL				
																		4	5
109	110	111	112	113	114	115	116	117	118										
Game 10: Charlotte Fairbank Serving														CF/EM	LB/VL				
																		5	5
119	120	121	122	123	124														
Game 11: Liudmila Bubnova Serving														CF/EM	LB/VL				
																		5	6
125	126	127	128	129	130	131	132	133	134										
Game 12: Emmanuelle Morch Serving														CF/EM	LB/VL	☀			
																		5	7
135	136	137	138	139	140														
3rd Set																			
Game 1: Viktoriia Lvova Serving														CF/EM	LB/VL	☀			
																		1	0
141	142	143	144	145	146	147	148	149	150										
Game 2: Charlotte Fairbank Serving														CF/EM	LB/VL	☀			
																		1	1
151	152	153	154	155	156	157	158	159	160										
Game 3: Liudmila Bubnova Serving														CF/EM	LB/VL				
																		1	2
161	162	163	164	165															
Game 4: Emmanuelle Morch Serving														CF/EM	LB/VL				
																		2	2
166	167	168	169	170	171														


















Scorecard

スコアカード




Game 5: Viktoriia Lvova Serving

														CF/EM	LB/VL	
															2	3
172	173	174	175	176												
















Game 6: Charlotte Fairbank Serving

														CF/EM	LB/VL	
															2	4
177	178	179	180	181	182											

Game 7: Liudmila Bubnova Serving

														CF/EM	LB/VL	
															2	5
183	184	185	186	187												








Game 8: Emmanuelle Morch Serving

														CF/EM	LB/VL	
															2	6
188	189	190	191	192	193											

Incidents Summary:

Code of Conduct Violation: 0
Time Violation: 0

Legend:

W Winner		Double fault		Point to receiver - 2nd serve		Point to server - 2nd serve	
	Ace - 1st serve		Point to receiver - 1st serve		Point to server - 1st serve		Service Break



Match Statistics

試合統計

	CALDEIRA Ana DUVAL Meirycol	BRA	0	0
W	HUANG Huimin HUANG Jinlian	CHN	6	6
Match duration: 0h53min			24min	29min

Court 6

Chair Umpire: BORGHEI Adel (IRI)

CALDEIRA A/DUVAL M				HUANG H/HUANG J				
1 st Set	2 nd Set	3 rd Set	Total		1 st Set	2 nd Set	3 rd Set	Total
1	1		2	Total aces	1	0		1
3	3		6	Double faults	1	1		2
0	0		0	Service winners	0	0		0
9/16	11/22		20/38	1st serve	12/20	9/15		21/35
(56%)	(50%)		(53%)	Aces on 1st serve	(60%)	(60%)		(60%)
1	1		2	Points won on 1st serve	10/12	7/9		17/21
3/9	4/11		7/20	2nd Serve	(83%)	(78%)		(81%)
(33%)	(36%)		(35%)	Aces on 2nd Serve	7/8	5/6		12/14
4/7	8/11		12/18	Points won on 2nd serve	(88%)	(83%)		(86%)
(57%)	(73%)		(67%)	Total points won	26	27		53
0	0		0	Receiving points won	12/16	15/22		27/38
1/7	3/11		4/18	Break point conversions	(75%)	(68%)		(71%)
(14%)	(27%)		(22%)		3/4	3/5		6/9
10	10		20		(75%)	(60%)		(67%)
6/20	3/15		9/35	Forehand winners	2	4		6
(30%)	(20%)		(26%)	Backhand winners	0	0		0
0/1	0/0		0/1	Forced errors	1	3		4
(0%)	(0%)		(0%)	Unforced errors	7	4		11
0	1		1					
1	1		2					
10	8		18					
13	15		28					

	1 st Set			2 nd Set		
Caldeira/Duval	0*0	0*0	0*0	0*0	0*0	0*0
Huang/Huang	*1	2*3	4*5	*1	2*3	4*5

Note:

Total winners is the sum of total aces, service winners, forehand winners and backhand winners.

Legend:

W Winner

*

Server



Scorecard

スコアカード

	CALDEIRA Ana DUVAL Meirycol	BRA	0	0
W	HUANG Huimin HUANG Jinlian	CHN	6	6
Match duration: 0h54min			25min	29min

Court	Court 6	Scoring Rule	Three tie-break sets
Chair Umpire	BORGHEI Adel (IRI)	Match Code	WD104
Started	20:58	Finished	21:52

1st Set

Game	Serving	AC/MD	HH/JH
Game 1	Jinlian Huang	0	1
Game 2	Meirycol Duval	0	2
Game 3	Jinlian Huang	0	3
Game 4	Ana Caldeira	0	4
Game 5	Huimin Huang	0	5
Game 6	Meirycol Duval	0	6

2nd Set



Game	Serving	AC/MD	HH/JH
Game 1	Huimin Huang	0	1
Game 2	Ana Caldeira	0	2
Game 3	Jinlian Huang	0	3
Game 4	Meirycol Duval	0	4















Scorecard

スコアカード

Game 5: Huimin Huang Serving







										AC/MD	HH/JH	
											0	5
64	65	66	67	68								

Game 6: Ana Caldeira Serving

										AC/MD	HH/JH		
											0	6	
69	70	71	72	73	74								

Incidents Summary:

Code of Conduct Violation: 0
Time Violation: 0

Legend:			
W	Winner		Double fault
	Ace - 1st serve		Point to receiver - 1st serve
			Point to receiver - 2nd serve
			Point to server - 1st serve
			Service Break



Match Statistics

試合統計

W	WANG Ziyang ZHU Zhenzhen	CHN	6	6
	BARON Shelby MATHEWSON Dana	USA	1	0
Match duration: 0h51min			24min	27min

Court 7

Chair Umpire: KURENCHANINA Daria (BLR)

WANG Z/ZHU Z				BARON S/MATHEWSON D				
1 st Set	2 nd Set	3 rd Set	Total		1 st Set	2 nd Set	3 rd Set	Total
0	0		0	Total aces	0	0		0
0	1		1	Double faults	2	4		6
0	0		0	Service winners	0	0		0
10/13	12/16		22/29	1st serve	14/22	7/17		21/39
(77%)	(75%)		(76%)	Aces on 1st serve	(64%)	(41%)		(54%)
0	0		0	Points won on 1st serve	7/14	1/7		8/21
9/10	11/12		20/22	2nd Serve	(50%)	(14%)		(38%)
(90%)	(92%)		(91%)	Aces on 2nd Serve	6/8	6/10		12/18
3/3	3/4		6/7	Points won on 2nd serve	(75%)	(60%)		(67%)
(100%)	(75%)		(86%)	Total points won	9	8		17
0	0		0	Receiving points won	1/13	4/16		5/29
3/3	1/4		4/7	Break point conversions	(8%)	(25%)		(17%)
(100%)	(25%)		(57%)	Forehand winners	0/0	0/0		0/0
26	25		51	Backhand winners	(0%)	(0%)		(0%)
14/22	13/17		27/39	Forced errors	1	0		1
(64%)	(76%)		(69%)	Unforced errors	0	0		0
3/3	3/5		6/8		6	9		15
(100%)	(60%)		(75%)		15	14		29
5	2		7					
0	0		0					
5	1		6					
3	7		10					

	1 st Set						2 nd Set					
Wang/Zhu	1*	2	3*	4	5	6	*1	2*	3	4*	5	6
Baron/Mathewson	*0	0*	0*	0*	1	1*	0	*0	0*	0*	0*	0

Note:

Total winners is the sum of total aces, service winners, forehand winners and backhand winners.

Legend:

W Winner

*

Server



Scorecard

スコアカード

W	WANG Ziyang ZHU Zhenzhen	CHN	6	6
	BARON Shelby MATHEWSON Dana	USA	1	0
Match duration: 0h52min			24min	28min

Court	Court 7	Scoring Rule	Three tie-break sets
Chair Umpire	KURENCHANINA Daria (BLR)	Match Code	WD105
Started	21:01	Finished	21:53

1st Set

Game	Serving	ZW/ZZ	SB/DM
Game 1	Dana Mathewson	1	0
Game 2	Zhenzhen Zhu	2	0
Game 3	Shelby Baron	3	0
Game 4	Ziyang Wang	4	0
Game 5	Dana Mathewson	4	1
Game 6	Zhenzhen Zhu	5	1
Game 7	Shelby Baron	6	1

2nd Set

Game	Serving	ZW/ZZ	SB/DM
Game 1	Zhenzhen Zhu	1	0
Game 2	Dana Mathewson	2	0
Game 3	Ziyang Wang	3	0



Scorecard

スコアカード

Game 4: Shelby Baron Serving

														ZW/ZZ	SB/DM		
															4	0	
52	53	54	55	56	57	58	59										

Game 5: Zhenzhen Zhu Serving

														ZW/ZZ	SB/DM		
															5	0	
60	61	62	63														

Game 6: Dana Mathewson Serving

														ZW/ZZ	SB/DM		
															6	0	
64	65	66	67	68													

Incidents Summary:

Code of Conduct Violation: 0

Time Violation: 0

Legend:							
W	Winner		Point to receiver - 1st serve		Double fault		Point to receiver - 2nd serve
	Point to server - 1st serve		Point to server - 2nd serve		Service Break		



Match Statistics

試合統計

W	MONTJANE Kgothatso VENTER Mariska	RSA	6	6
	BERNAL Angelica MARTINEZ Johana	COL	1	1
Match duration: 1h12min			29min	43min

Court 5

Chair Umpire: MUSA Saidu (NGR)

MONTJANE K/VENTER M				BERNAL A/MARTINEZ J			
1 st Set	2 nd Set	3 rd Set	Total	1 st Set	2 nd Set	3 rd Set	Total
3	3		6	1	0		1
0	4		4	5	2		7
1	1		2	1	0		1
15/17	25/36		40/53	17/27	10/17		27/44
(88%)	(69%)		(75%)	(63%)	(59%)		(61%)
3	3		6	0	0		0
11/15	17/25		28/40	8/17	3/10		11/27
(73%)	(68%)		(70%)	(47%)	(30%)		(41%)
2/2	7/11		9/13	5/10	5/7		10/17
(100%)	(64%)		(69%)	(50%)	(71%)		(59%)
0	0		0	1	0		1
1/2	3/11		4/13	3/10	2/7		5/17
(50%)	(27%)		(31%)	(30%)	(29%)		(29%)
28	32		60	16	21		37
16/27	12/17		28/44	5/17	16/36		21/53
(59%)	(71%)		(64%)	(29%)	(44%)		(40%)
3/5	3/4		6/9	0/0	1/4		1/4
(60%)	(75%)		(67%)	(0%)	(25%)		(25%)
3	2		5	3	0		3
2	3		5	1	2		3
0	2		2	2	1		3
9	17		26	17	22		39
Total aces				1			
Double faults				7			
Service winners				1			
1st serve				27/44			
Aces on 1st serve				0			
Points won on 1st serve				11/27			
2nd Serve				10/17			
Aces on 2nd Serve				1			
Points won on 2nd serve				5/17			
Total points won				37			
Receiving points won				21/53			
Break point conversions				1/4			
Forehand winners				3			
Backhand winners				3			
Forced errors				3			
Unforced errors				39			

	1 st Set					2 nd Set							
Montjane/Venter	1*	2	2*	3	4*	5	6	*1	2*	3*	4	5*	6
Bernal/Martinez	*0	0*	1*	1*	1*	1*	1	0*	1*	1*	1*	1	1

Note:

Total winners is the sum of total aces, service winners, forehand winners and backhand winners.

Legend:

W Winner * Server



Scorecard

スコアカード

W	MONTJANE Kgothatso VENTER Mariska	RSA	6	6
	BERNAL Angelica MARTINEZ Johana	COL	1	1
Match duration: 1h13min			28min	45min

Court	Court 5	Scoring Rule	Three tie-break sets
Chair Umpire	MUSA Saidu (NGR)	Match Code	WD107
Started	20:43	Finished	21:56

1st Set

Game	Serving	KM/MV	AB/JM
Game 1	Angelica Bernal	1	0
Game 2	Kgothatso Montjane	2	0
Game 3	Johana Martinez	2	1
Game 4	Mariska Venter	3	1
Game 5	Angelica Bernal	4	1
Game 6	Kgothatso Montjane	5	1
Game 7	Johana Martinez	6	1

2nd Set

Game	Serving	KM/MV	AB/JM
Game 1	Kgothatso Montjane	1	0
Game 2	Angelica Bernal	2	0
Game 3	Mariska Venter	2	1



Scorecard

スコアカード

Game 4: Johana Martinez Serving

														KM/MV		AB/JM		
															3	1		
65	66	67	68	69	70													

Game 5: Kgothatso Montjane Serving

														KM/MV		AB/JM		
															4	1		
71	72	73	74	75	76													

Game 6: Angelica Bernal Serving

														KM/MV		AB/JM		
															5	1		
77	78	79	80	81														

Game 7: Mariska Venter Serving

														KM/MV		AB/JM		
															6	1		
82	83	84	85	86	87	88	89	90	91	92	93	94	95					

Incidents Summary:

Code of Conduct Violation: 0
Time Violation: 0

Legend:							
	Winner		Ace - 2nd serve		Double fault		Point to receiver - 2nd serve
	Point to server - 2nd serve		Ace - 1st serve		Point to receiver - 1st serve		Point to server - 1st serve
	Service Break						



Match Statistics

試合統計

W	de GROOT Diede van KOOT Aniek (1)	NED	6	6
	BUBNOVA Liudmila LVOVA Viktoriia	RPC	2	1
Match duration: 0h59min			33min	26min

Court 2

Chair Umpire: BURKA Fernanda (ARG)

de GROOT D/van KOOT A (1)				BUBNOVA L/LVOVA V				
1 st Set	2 nd Set	3 rd Set	Total		1 st Set	2 nd Set	3 rd Set	Total
0	2		2	Total aces	0	0		0
3	4		7	Double faults	1	0		1
0	0		0	Service winners	0	0		0
15/25	12/20		27/45	1st serve	22/32	13/21		35/53
(60%)	(60%)		(60%)	Aces on 1st serve	(69%)	(62%)		(66%)
0	2		2	Points won on 1st serve	12/22	4/13		16/35
10/15	10/12		20/27	2nd Serve	(55%)	(31%)		(46%)
(67%)	(83%)		(74%)	Aces on 2nd Serve	9/10	8/8		17/18
7/10	4/8		11/18	Points won on 2nd serve	(90%)	(100%)		(94%)
(70%)	(50%)		(61%)	Total points won	23	13		36
0	0		0	Receiving points won	8/25	6/20		14/45
7/10	4/8		11/18	Break point conversions	(32%)	(30%)		(31%)
(70%)	(50%)		(61%)		0/0	0/3		0/3
34	28		62		(0%)	(0%)		(0%)
17/32	14/21		31/53	Forehand winners	2	0		2
(53%)	(67%)		(58%)	Backhand winners	2	1		3
2/7	3/3		5/10	Forced errors	11	12		23
(29%)	(100%)		(50%)	Unforced errors	17	9		26
5	5		10					
1	0		1					
6	5		11					
13	7		20					

	1 st Set						2 nd Set								
de Groot/van Koot (1)	0	*1	2	*3	4	*5	5	*6	0	*1	2	*3	4	*5	6
Bubnova/Lvova	*1	1	*1	1	*1	1	*2	2	*1	1	*1	1	*1	1	*1

Note:

Total winners is the sum of total aces, service winners, forehand winners and backhand winners.

Legend:

W Winner * Server



Scorecard

スコアカード

W	de GROOT Diede van KOOT Aniek (1)	NED	6	6
	BUBNOVA Liudmila LVOVA Viktoriia	RPC	2	1
Match duration: 0h58min			33min	25min

Court	Court 2	Scoring Rule	Three tie-break sets
Chair Umpire	BURKA Fernanda (ARG)	Match Code	WD201
Started	17:43	Finished	18:42

1st Set

Game	Serving	Dd/Av	LB/VL
Game 1	Viktoriia Lvova	0	1
Game 2	Diede de Groot	1	1
Game 3	Liudmila Bubnova	2	1
Game 4	Aniek van Koot	3	1
Game 5	Viktoriia Lvova	4	1
Game 6	Diede de Groot	5	1
Game 7	Liudmila Bubnova	5	2
Game 8	Aniek van Koot	6	2

2nd Set

Game	Serving	Dd/Av	LB/VL
Game 1	Viktoriia Lvova	0	1
Game 2	Diede de Groot	1	1



Scorecard

スコアカード

Game 3: Liudmila Bubnova Serving														Dd/Av	LB/VL	☀
															2	
Game 4: Aniek van Koot Serving														Dd/Av	LB/VL	
															3	
Game 5: Viktoriia Lvova Serving														Dd/Av	LB/VL	☀
															4	
Game 6: Diede de Groot Serving														Dd/Av	LB/VL	
															5	
Game 7: Liudmila Bubnova Serving														Dd/Av	LB/VL	☀
															6	

Incidents Summary:

Code of Conduct Violation: 0
Time Violation: 0

Legend:							
	Winner		Double fault		Point to receiver - 2nd serve		Point to server - 2nd serve
	Ace - 1st serve		Point to receiver - 1st serve		Point to server - 1st serve		Service Break



Match Statistics

試合統計

W	KAMIJI Yui OHTANI Momoko (3)	JPN	6	6
	HUANG Huimin HUANG Jinlian	CHN	0	0
Match duration: 1h20min			46min	34min

Centre Court

Chair Umpire: LOUHOS Harri (FIN)

KAMIJI Y/OHTANI M (3)				HUANG H/HUANG J				
1 st Set	2 nd Set	3 rd Set	Total		1 st Set	2 nd Set	3 rd Set	Total
0	1		1	Total aces	0	0		0
0	0		0	Double faults	2	2		4
0	0		0	Service winners	0	0		0
11/21	12/17		23/38	1st serve	24/30	13/22		37/52
(52%)	(71%)		(61%)	Aces on 1st serve	(80%)	(59%)		(71%)
0	1		1	Points won on 1st serve	10/24	2/13		12/37
9/11	8/12		17/23	2nd Serve	(42%)	(15%)		(32%)
(82%)	(67%)		(74%)	Aces on 2nd Serve	4/6	7/9		11/15
10/10	5/5		15/15	Points won on 2nd serve	(67%)	(78%)		(73%)
(100%)	(100%)		(100%)	Total points won	0	0		0
0	0		0	Receiving points won	6/21	5/17		11/38
6/10	4/5		10/15	Break point conversions	(29%)	(29%)		(29%)
(60%)	(80%)		(67%)		0/4	0/0		0/4
33	27		60		(0%)	(0%)		(0%)
18/30	15/22		33/52	Forehand winners	5	1		6
(60%)	(68%)		(63%)	Backhand winners	0	1		1
3/7	3/8		6/15	Forced errors	19	15		34
(43%)	(38%)		(40%)	Unforced errors	5	4		9
9	7		16					
0	0		0					
8	9		17					
5	1		6					

	1 st Set					2 nd Set						
Kamiji/Ohtani (3)	*1	2*	3	4*	5	6	*1	2*	3	4*	5	6
Huang/Huang	0*	0	0*	0	0*	0	0*	0	0*	0	0*	0

Note:

Total winners is the sum of total aces, service winners, forehand winners and backhand winners.

Legend:

W Winner * Server



Scorecard スコアカード

W	KAMIJI Yui OHTANI Momoko (3)	JPN	6	6
	HUANG Huimin HUANG Jinlian	CHN	0	0
Match duration: 1h20min			47min	33min

Court	Centre Court	Scoring Rule	Three tie-break sets
Chair Umpire	LOUHOS Harri (FIN)	Match Code	WD202
Started	11:15	Finished	12:36

1st Set

Game 1: Yui Kamiji Serving													YK/MO	HH/JH			
																1	0
1	2	3	4	5	6	7	8	9	10	11	12						
Game 2: Jinlian Huang Serving													YK/MO	HH/JH			
																2	0
13	14	15	16	17	18	19	20										
Game 3: Momoko Ohtani Serving													YK/MO	HH/JH			
																3	0
21	22	23	24	25													
Game 4: Huimin Huang Serving													YK/MO	HH/JH			
																4	0
26	27	28	29	30	31	32	33										
Game 5: Yui Kamiji Serving													YK/MO	HH/JH			
																5	0
34	35	36	37														
Game 6: Jinlian Huang Serving													YK/MO	HH/JH			
																6	0
38	39	40	41	42	43	44	45	46	47	48	49	50	51				

2nd Set

Game 1: Momoko Ohtani Serving													YK/MO	HH/JH			
																1	0
52	53	54	55	56													
Game 2: Huimin Huang Serving													YK/MO	HH/JH			
																2	0
57	58	59	60	61	62	63	64	65	66	67	68						
Game 3: Yui Kamiji Serving													YK/MO	HH/JH			
																3	0
69	70	71	72	73	74												
Game 4: Huimin Huang Serving													YK/MO	HH/JH			
																4	0
75	76	77	78	79	80												







Scorecard

スコアカード

Game 5: Momoko Ohtani Serving

						YK/MO	HH/JH
						5	0
81	82	83	84	85	86		








Game 6: Jinlian Huang Serving

						YK/MO	HH/JH
						6	0
87	88	89	90				

Incidents Summary:

Code of Conduct Violation: 0

Time Violation: 0

Legend:							
W	Winner		Double fault		Point to receiver - 2nd serve		Point to server - 2nd serve
	Ace - 1st serve		Point to receiver - 1st serve		Point to server - 1st serve		Service Break



Match Statistics

試合統計

W	WANG Ziyang ZHU Zhenzhen	CHN	6	6
	TAKAMURO Saki TANAKA Manami (4)	JPN	2	1
Match duration: 1h17min			37min	40min

Court 1

Chair Umpire: ZANON Emiliano (GEO)

WANG Z/ZHU Z				TAKAMURO S/TANAKA M (4)				
1 st Set	2 nd Set	3 rd Set	Total		1 st Set	2 nd Set	3 rd Set	Total
0	0		0	Total aces	0	0		0
2	1		3	Double faults	1	1		2
0	0		0	Service winners	0	0		0
17/22	15/17		32/39	1st serve	18/25	24/28		42/53
(77%)	(88%)		(82%)	Aces on 1st serve	(72%)	(86%)		(79%)
0	0		0	Points won on 1st serve	6/18	9/24		15/42
10/17	9/15		19/32	2nd Serve	(33%)	(38%)		(36%)
(59%)	(60%)		(59%)	Aces on 2nd Serve	6/7	3/4		9/11
3/5	1/2		4/7	Points won on 2nd serve	(86%)	(75%)		(82%)
(60%)	(50%)		(57%)	Total points won	0	0		0
0	0		0	Receiving points won	11/22	7/17		18/39
1/5	1/2		2/7	Break point conversions	(50%)	(41%)		(46%)
(20%)	(50%)		(29%)		2/2	1/2		3/4
29	29		58		(100%)	(50%)		(75%)
18/25	19/28		37/53	Forehand winners	3	1		4
(72%)	(68%)		(70%)	Backhand winners	1	0		1
4/7	4/7		8/14	Forced errors	8	13		21
(57%)	(57%)		(57%)	Unforced errors	14	8		22
6	7		13					
1	1		2					
7	9		16					
7	6		13					

	1 st Set					2 nd Set									
Wang/Zhu	1*	2	3*	3	4*	4	5*	6	1*	1	2*	3	4*	5	6
Takamuro/Tanaka (4)	*0	0	*0	1	*1	2	*2	2	*0	1	*1	1	*1	1	*1

Note:

Total winners is the sum of total aces, service winners, forehand winners and backhand winners.

Legend:

W Winner * Server



Scorecard

スコアカード

W	WANG Ziyang ZHU Zhenzhen	CHN	6	6
	TAKAMURO Saki TANAKA Manami (4)	JPN	2	1
Match duration: 1h17min			37min	40min

Court	Court 1	Scoring Rule	Three tie-break sets
Chair Umpire	ZANON Emiliano (GEO)	Match Code	WD203
Started	17:27	Finished	18:45

1st Set

Game	Serving	ZW/ZZ	ST/MT
Game 1	Manami Tanaka	1	0
Game 2	Zhenzhen Zhu	2	0
Game 3	Saki Takamuro	3	0
Game 4	Ziyang Wang	3	1
Game 5	Manami Tanaka	4	1
Game 6	Zhenzhen Zhu	4	2
Game 7	Saki Takamuro	5	2
Game 8	Ziyang Wang	6	2

2nd Set

Game	Serving	ZW/ZZ	ST/MT
Game 1	Manami Tanaka	1	0
Game 2	Zhenzhen Zhu	1	1



Scorecard

スコアカード

Game 3: Saki Takamuro Serving

												ZW/ZZ	ST/MT							
																		2	1	
60	61	62	63	64	65	66	67	68	69	70	71									

Game 4: Ziying Wang Serving

												ZW/ZZ	ST/MT								
72	73	74	75	76																	

Game 5: Manami Tanaka Serving

												ZW/ZZ	ST/MT								
77	78	79	80	81																	

Game 6: Zhenzhen Zhu Serving

												ZW/ZZ	ST/MT								
82	83	84	85	86	87																

Game 7: Saki Takamuro Serving

												ZW/ZZ	ST/MT								
88	89	90	91	92																	

Incidents Summary:

Code of Conduct Violation: 0

Time Violation: 0

Legend:					
Winner					



Match Statistics

試合統計

	MONTJANE Kgothatso VENTER Mariska	RSA	2	0
W	SHUKER Lucy WHILEY Jordanne (2)	GBR	6	6
Match duration: 1h10min			36min	34min

Centre Court

Chair Umpire: ESTEVEZ Patricio (ARG)

MONTJANE K/VENTER M				SHUKER L/WHILEY J (2)				
1 st Set	2 nd Set	3 rd Set	Total		1 st Set	2 nd Set	3 rd Set	Total
0	1		1	Total aces	1	0		1
2	1		3	Double faults	1	1		2
0	0		0	Service winners	0	0		0
14/22	17/26		31/48	1st serve	18/26	13/20		31/46
(64%)	(65%)		(65%)	Aces on 1st serve	(69%)	(65%)		(67%)
0	1		1	Points won on 1st serve	1	0		1
6/14	8/17		14/31	2nd Serve	13/18	9/13		22/31
(43%)	(47%)		(45%)	Aces on 2nd Serve	(72%)	(69%)		(71%)
6/8	8/9		14/17	Points won on 2nd serve	7/8	6/7		13/15
(75%)	(89%)		(82%)	Total points won	(88%)	(86%)		(87%)
0	0		0	Receiving points won	0	0		0
2/8	2/9		4/17	Break point conversions	4/8	4/7		8/15
(25%)	(22%)		(24%)		(50%)	(57%)		(53%)
17	17		34		31	29		60
9/26	7/20		16/46	Forehand winners	14/22	16/26		30/48
(35%)	(35%)		(35%)	Backhand winners	(64%)	(62%)		(63%)
1/2	0/0		1/2	Forced errors	3/5	3/8		6/13
(50%)	(0%)		(50%)	Unforced errors	(60%)	(38%)		(46%)
1	2		3		3	4		7
2	2		4		2	4		6
16	16		32		9	6		15
5	6		11		5	4		9

	1 st Set					2 nd Set							
Montjane/Venter	*0	1	*1	1	*2	2	*2	2	*0	0	*0	0	0
Shuker/Whiley (2)	1	*1	2	*3	3	*4	5	*6	1	*2	3	*4	5

Note:

Total winners is the sum of total aces, service winners, forehand winners and backhand winners.

Legend:

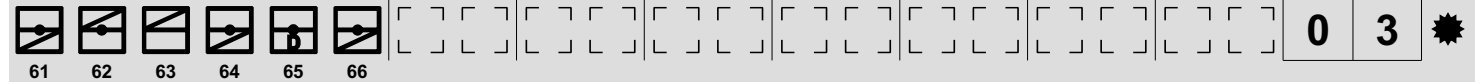
W Winner * Server



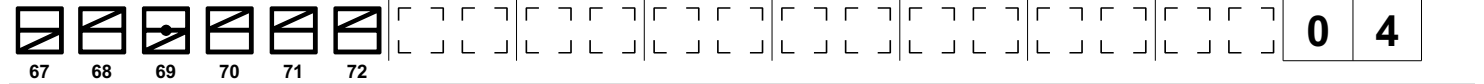
Scorecard

スコアカード

Game 3: Mariska Venter Serving



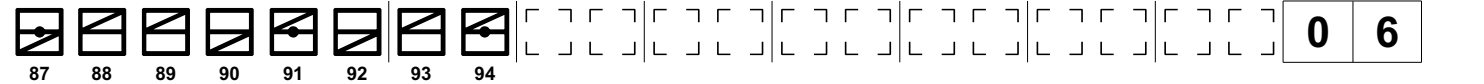
Game 4: Jordanne Whiley Serving



Game 5: Kgothatso Montjane Serving



Game 6: Lucy Shuker Serving



Incidents Summary:

Code of Conduct Violation: 0

Time Violation: 0

Legend:							
Winner	Double fault	Point to receiver - 2nd serve	Point to server - 2nd serve				
Ace - 1st serve	Point to receiver - 1st serve	Point to server - 1st serve	Service Break				



Match Statistics

試合統計

W	de GROOT Diede van KOOT Aniek (1)	NED	6	6
	KAMIJI Yui OHTANI Momoko (3)	JPN	4	2
Match duration: 1h40min			51min	49min

Centre Court

Chair Umpire: BORGHEI Adel (IRI)

de GROOT D/van KOOT A (1)				KAMIJI Y/OHTANI M (3)				
1 st Set	2 nd Set	3 rd Set	Total		1 st Set	2 nd Set	3 rd Set	Total
0	0		0	Total aces	0	0		0
1	1		2	Double faults	2	2		4
0	0		0	Service winners	0	0		0
19/26	17/23		36/49	1st serve	23/31	22/26		45/57
(73%)	(74%)		(73%)	Aces on 1st serve	(74%)	(85%)		(79%)
0	0		0	Points won on 1st serve	10/23	7/22		17/45
8/19	9/17		17/36	2nd Serve	(43%)	(32%)		(38%)
(42%)	(53%)		(47%)	Aces on 2nd Serve	6/8	2/4		8/12
6/7	5/6		11/13	Points won on 2nd serve	(75%)	(50%)		(67%)
(86%)	(83%)		(85%)	Total points won	0	0		0
0	0		0	Receiving points won	1/8	1/4		2/12
3/7	3/6		6/13	Break point conversions	(13%)	(25%)		(17%)
(43%)	(50%)		(46%)		26	19		45
31	30		61		15/26	11/23		26/49
20/31	18/26		38/57		(58%)	(48%)		(53%)
(65%)	(69%)		(67%)		3/4	2/4		5/8
4/7	4/9		8/16		(75%)	(50%)		(63%)
(57%)	(44%)		(50%)	Forehand winners	3	2		5
1	3		4	Backhand winners	3	1		4
3	3		6	Forced errors	22	16		38
19	11		30	Unforced errors	5	8		13
1	5		6					

	1 st Set						2 nd Set								
	1	2	3*	3*	4*	5*	6	*0	1*	2*	3*	4*	5*	5*	6
de Groot/van Koot (1)															
Kamiji/Ohtani (3)	0*	0	1*	2*	3*	4*	4*	1*	1*	1*	1*	2*	2*	2*	2*

Note:

Total winners is the sum of total aces, service winners, forehand winners and backhand winners.

Legend:

W Winner * Server



Scorecard

スコアカード

W	de GROOT Diede van KOOT Aniek (1)	NED	6	6
	KAMIJI Yui OHTANI Momoko (3)	JPN	4	2
Match duration: 1h37min			52min	45min

Court	Centre Court	Scoring Rule	Three tie-break sets
Chair Umpire	BORGHEI Adel (IRI)	Match Code	WD301
Started	16:10	Finished	17:48

1st Set

Game	Serving	Dd/Av	YK/MO
Game 1	Diede de Groot	1	0
Game 2	Yui Kamiji	2	0
Game 3	Aniek van Koot	2	1
Game 4	Momoko Ohtani	3	1
Game 5	Diede de Groot	3	2
Game 6	Yui Kamiji	3	3
Game 7	Aniek van Koot	3	4
Game 8	Momoko Ohtani	4	4
Game 9	Diede de Groot	5	4
Game 10	Yui Kamiji	6	4

2nd Set



Scorecard

スコアカード

Game 1: Diede de Groot Serving														Dd/Av	YK/MO	
														0	1	
58	59	60	61	62												
Game 2: Yui Kamiji Serving														Dd/Av	YK/MO	
														1	1	
63	64	65	66	67												
Game 3: Aniek van Koot Serving														Dd/Av	YK/MO	
														2	1	
68	69	70	71	72												
Game 4: Momoko Ohtani Serving														Dd/Av	YK/MO	
														3	1	
73	74	75	76	77	78	79	80									
Game 5: Diede de Groot Serving														Dd/Av	YK/MO	
														4	1	
81	82	83	84	85												
Game 6: Yui Kamiji Serving														Dd/Av	YK/MO	
														5	1	
86	87	88	89	90	91	92	93									
Game 7: Aniek van Koot Serving														Dd/Av	YK/MO	
														5	2	
94	95	96	97	98	99	100	101									
Game 8: Momoko Ohtani Serving														Dd/Av	YK/MO	
														6	2	
102	103	104	105	106												

Incidents Summary:

Code of Conduct Violation: 0
Time Violation: 0

Legend:					
	Winner		Double fault		Point to receiver - 2nd serve
	Point to receiver - 1st serve		Point to server - 1st serve		Service Break
	Point to server - 2nd serve				



Match Statistics

試合統計

	WANG Ziyang ZHU Zhenzhen	CHN	4	2
W	SHUKER Lucy WHILEY Jordanne (2)	GBR	6	6
Match duration: 2h02min			64min	58min

Centre Court

Chair Umpire: LOUHOS Harri (FIN)

WANG Z/ZHU Z				SHUKER L/WHILEY J (2)				
1 st Set	2 nd Set	3 rd Set	Total		1 st Set	2 nd Set	3 rd Set	Total
0	0		0	Total aces	0	1		1
1	0		1	Double faults	3	1		4
0	0		0	Service winners	0	0		0
25/33	18/29		43/62	1st serve	32/45	25/32		57/77
(76%)	(62%)		(69%)	Aces on 1st serve	(71%)	(78%)		(74%)
0	0		0	Points won on 1st serve	0	1		1
12/25	9/18		21/43	2nd Serve	19/32	14/25		33/57
(48%)	(50%)		(49%)	Aces on 2nd Serve	(59%)	(56%)		(58%)
7/8	11/11		18/19	Points won on 2nd serve	10/13	6/7		16/20
(88%)	(100%)		(95%)	Total points won	(77%)	(86%)		(80%)
0	0		0	Receiving points won	0	0		0
3/8	3/11		6/19	Break point conversions	5/13	4/7		9/20
(38%)	(27%)		(32%)		(38%)	(57%)		(45%)
36	26		62		42	35		77
21/45	14/32		35/77	Forehand winners	18/33	17/29		35/62
(47%)	(44%)		(45%)	Backhand winners	(55%)	(59%)		(56%)
2/9	1/3		3/12	Forced errors	3/5	3/6		6/11
(22%)	(33%)		(25%)	Unforced errors	(60%)	(50%)		(55%)
6	3		9		7	4		11
2	0		2		2	1		3
19	19		38		12	16		28
14	10		24		16	7		23

	1 st Set								2 nd Set									
Wang/Zhu	*0	1	*1	1	*2	2	*2	3	*4	4	*0	1	*2	2	*2	2	*2	2
Shuker/Whiley (2)	1	*1	2	*3	3	*4	5	*5	5	*6	1	*1	1	*2	3	*4	5	*6

Note:
Total winners is the sum of total aces, service winners, forehand winners and backhand winners.

Legend:
W Winner * Server



Scorecard

スコアカード

	WANG Ziyi ZHU Zhenzhen	CHN	4	2
W	SHUKER Lucy WHILEY Jordanne (2)	GBR	6	6
Match duration: 2h02min			64min	58min

Court	Centre Court	Scoring Rule	Three tie-break sets
Chair Umpire	LOUHOS Harri (FIN)	Match Code	WD302
Started	17:44	Finished	19:47

1st Set

Game	Serving	ZW/ZZ	LS/JW
Game 1	Zhenzhen Zhu	0	1
Game 2	Lucy Shuker	1	1
Game 3	Ziyi Wang	1	2
Game 4	Jordanne Whiley	1	3
Game 5	Zhenzhen Zhu	2	3
Game 6	Lucy Shuker	2	4
Game 7	Ziyi Wang	2	5
Game 8	Jordanne Whiley	3	5
Game 9	Zhenzhen Zhu	4	5
Game 10	Lucy Shuker	4	6

2nd Set



Scorecard

スコアカード

Game 1: Zhenzhen Zhu Serving														ZWIZZ	LSI/JW	
														0	1	
79	80	81	82	83	84											
Game 2: Jordanne Whiley Serving														ZWIZZ	LSI/JW	
														1	1	
85	86	87	88	89	90	91	92	93	94							
Game 3: Ziying Wang Serving														ZWIZZ	LSI/JW	
														2	1	
95	96	97	98	99	100	101	102	103	104	105	106					
Game 4: Lucy Shuker Serving														ZWIZZ	LSI/JW	
														2	2	
107	108	109	110	111	112	113	114	115	116							
Game 5: Zhenzhen Zhu Serving														ZWIZZ	LSI/JW	
														2	3	
117	118	119	120	121												
Game 6: Jordanne Whiley Serving														ZWIZZ	LSI/JW	
														2	4	
122	123	124	125	126	127											
Game 7: Ziying Wang Serving														ZWIZZ	LSI/JW	
														2	5	
128	129	130	131	132	133											
Game 8: Lucy Shuker Serving														ZWIZZ	LSI/JW	
														2	6	
134	135	136	137	138	139											

Incidents Summary:

Code of Conduct Violation: 0
Time Violation: 0

Legend:					
	Winner		Double fault		Point to receiver - 2nd serve
	Ace - 1st serve		Point to receiver - 1st serve		Point to server - 1st serve
					Service Break



Match Statistics

試合統計

W	KAMIJI Yui OHTANI Momoko (3)	JPN	6	7
	WANG Ziyang ZHU Zhenzhen	CHN	2	6 (3)
Match duration: 2h29min			47min	102min

Centre Court

Chair Umpire: NILHAG Miranda (SWE)

KAMIJI Y/OHTANI M (3)				WANG Z/ZHU Z				
1 st Set	2 nd Set	3 rd Set	Total		1 st Set	2 nd Set	3 rd Set	Total
1	0		1	Total aces	0	1		1
0	2		2	Double faults	0	2		2
0	0		0	Service winners	0	0		0
16/22	44/58		60/80	1st serve	20/33	18/33		38/66
(73%)	(76%)		(75%)		(61%)	(55%)		(58%)
1	0		1	Aces on 1st serve	0	1		1
13/16	24/44		37/60	Points won on 1st serve	11/20	9/18		20/38
(81%)	(55%)		(62%)		(55%)	(50%)		(53%)
6/6	12/14		18/20	2nd Serve	13/13	13/15		26/28
(100%)	(86%)		(90%)		(100%)	(87%)		(93%)
0	0		0	Aces on 2nd Serve	0	0		0
3/6	3/14		6/20	Points won on 2nd serve	6/13	3/15		9/28
(50%)	(21%)		(30%)		(46%)	(20%)		(32%)
32	48		80	Total points won	23	43		66
16/33	21/33		37/66	Receiving points won	6/22	31/58		37/80
(48%)	(64%)		(56%)		(27%)	(53%)		(46%)
2/6	4/5		6/11	Break point conversions	0/0	4/13		4/13
(33%)	(80%)		(55%)		(0%)	(31%)		(31%)
5	10		15	Forehand winners	3	4		7
2	1		3	Backhand winners	2	1		3
6	13		19	Forced errors	11	14		25
12	24		36	Unforced errors	13	23		36

	1 st Set					2 nd Set													
Kamiji/Ohtani (3)	1*	2	2*	3	4*	5	6	1*	2	3*	3*	4*	4	5	6*	6	7		
Wang/Zhu	*0	0	*1	1*	1	2	2	*0	0	*0	1*	2	3*	3*	4*	5	5*	6	6(3)

Note:

Total winners is the sum of total aces, service winners, forehand winners and backhand winners.

Legend:

W Winner * Server



Scorecard スコアカード

W	KAMIJI Yui OHTANI Momoko (3)	JPN	6	7
	WANG Ziyang ZHU Zhenzhen	CHN	2	6 (3)
Match duration: 2h29min			47min	102min

Court	Centre Court	Scoring Rule	Three tie-break sets
Chair Umpire	NILHAG Miranda (SWE)	Match Code	WD402
Started	12:44	Finished	15:13

1st Set

Game	Serving	YK/MO	ZW/ZZ
Game 1	Zhenzhen Zhu	1	0
Game 2	Yui Kamiji	2	0
Game 3	Ziyang Wang	2	1
Game 4	Momoko Ohtani	3	1
Game 5	Zhenzhen Zhu	4	1
Game 6	Yui Kamiji	5	1
Game 7	Ziyang Wang	5	2
Game 8	Momoko Ohtani	6	2

2nd Set

Game	Serving	YK/MO	ZW/ZZ
Game 1	Zhenzhen Zhu	1	0
Game 2	Yui Kamiji	2	0



Scorecard

スコアカード

Game	Serving	YK/MO	ZW/ZZ	Notes
Game 3	Ziying Wang	3	0	●
Game 4	Momoko Ohtani	3	1	●
Game 5	Zhenzhen Zhu	3	2	
Game 6	Yui Kamiji	3	3	●
Game 7	Ziying Wang	4	3	●
Game 8	Momoko Ohtani	4	4	●
Game 9	Zhenzhen Zhu	4	5	
Game 10	Yui Kamiji	5	5	
Game 11	Ziying Wang	6	5	●
Game 12	Momoko Ohtani	6	6	●
TB - Yui Kamiji		7	6	
TB - Momoko Ohtani				
TB - Ziying Wang				
TB - Zhenzhen Zhu		(7)	(3)	



Ariake Tennis Park

有明テニスの森

SAT 4 SEP 2021

Wheelchair Tennis

車いすテニス

Women's Doubles

女子ダブルス

Bronze Medal Match

3位決定戦



Scorecard

スコアカード

Incidents Summary:

Code of Conduct Violation: 0

Time Violation: 0

Legend:							
TB	Tie-break	W	Winner		Double fault		Point to receiver - 2nd serve
	Point to server - 2nd serve		Ace - 1st serve		Point to receiver - 1st serve		Point to server - 1st serve
	Service Break						



Match Statistics

試合統計

W	de GROOT Diede van KOOT Aniek (1)	NED	6	6
	SHUKER Lucy WHILEY Jordanne (2)	GBR	0	1
Match duration: 1h07min			26min	41min

Centre Court

Chair Umpire: ESTEVEZ Patricio (ARG)

de GROOT D/van KOOT A (1)				SHUKER L/WHILEY J (2)				
1 st Set	2 nd Set	3 rd Set	Total		1 st Set	2 nd Set	3 rd Set	Total
1	0		1	Total aces	0	0		0
3	2		5	Double faults	3	0		3
0	0		0	Service winners	0	0		0
19/27	24/29		43/56	1st serve	9/14	12/20		21/34
(70%)	(83%)		(77%)	Aces on 1st serve	(64%)	(60%)		(62%)
1	0		1	Points won on 1st serve	0	0		0
13/19	16/24		29/43	2nd Serve	2/9	4/12		6/21
(68%)	(67%)		(67%)	Aces on 2nd Serve	(22%)	(33%)		(29%)
5/8	3/5		8/13	Points won on 2nd serve	0/5	2/8		2/13
(63%)	(60%)		(62%)	Total points won	(0%)	(25%)		(15%)
0	0		0	Receiving points won	12	17		29
4/8	2/5		6/13	Break point conversions	10/27	11/29		21/56
(50%)	(40%)		(46%)		(37%)	(38%)		(38%)
29	32		61	Forehand winners	0/4	0/2		0/6
					(0%)	(0%)		(0%)
12/14	14/20		26/34	Backhand winners	0	6		6
(86%)	(70%)		(76%)	Forced errors	0	1		1
3/3	3/5		6/8	Unforced errors	11	12		23
(100%)	(60%)		(75%)		10	10		20
5	8		13					
2	2		4					
6	3		9					
6	7		13					

	1 st Set					2 nd Set							
de Groot/van Koot (1)	1*	2	3*	4	5*	6	0	*1	2*	3	4*	5	6
Shuker/Whiley (2)	*0	0*	0*	0*	0	0	*1	1*	1*	1*	1*	1*	1

Note:

Total winners is the sum of total aces, service winners, forehand winners and backhand winners.

Legend:

W Winner * Server



Scorecard

スコアカード

W	de GROOT Diede van KOOT Aniek (1)	NED	6	6
	SHUKER Lucy WHILEY Jordanne (2)	GBR	0	1
Match duration: 1h07min			26min	41min

Court	Centre Court	Scoring Rule	Three tie-break sets
Chair Umpire	ESTEVEZ Patricio (ARG)	Match Code	WD401
Started	15:42	Finished	16:50

1st Set

Game 1: Lucy Shuker Serving													Dd/Av	LS/JW	☀		
1	2	3	4										1	0			
Game 2: Diede de Groot Serving													Dd/Av	LS/JW			
5	6	7	8	9	10	11	12	13	14	15	16	17	18	19		20	2
Game 3: Jordanne Whiley Serving													Dd/Av	LS/JW	☀		
21	22	23	24	25													3
Game 4: Aniek van Koot Serving													Dd/Av	LS/JW			
26	27	28	29	30													4
Game 5: Lucy Shuker Serving													Dd/Av	LS/JW	☀		
31	32	33	34	35													5
Game 6: Diede de Groot Serving													Dd/Av	LS/JW			
36	37	38	39	40	41												6

2nd Set

























Game 1: Jordanne Whiley Serving													Dd/Av	LS/JW			
42	43	44	45	46	47												0
Game 2: Aniek van Koot Serving													Dd/Av	LS/JW			
48	49	50	51	52	53	54	55	56	57	58	59	60	61	62		63	1
Game 3: Lucy Shuker Serving													Dd/Av	LS/JW	☀		
64	65	66	67	68	69												2
Game 4: Diede de Groot Serving													Dd/Av	LS/JW			
70	71	72	73	74	75	76	77										3






















Scorecard

スコアカード


























Game 5: Jordanne Whiley Serving

												Dd/Av	LS/JW														
																								4	1		
78	79	80	81																								

Game 6: Aniek van Koot Serving

												Dd/Av	LS/JW														
																								5	1		
82	83	84	85	86																							









Game 7: Lucy Shuker Serving

												Dd/Av	LS/JW														
																								6	1		
87	88	89	90																								

Incidents Summary:

Code of Conduct Violation: 0

Time Violation: 0

Legend:							
	Winner		Double fault		Point to receiver - 2nd serve		Point to server - 2nd serve
	Ace - 1st serve		Point to receiver - 1st serve		Point to server - 1st serve		Service Break



Entry List by Event

種目ごとのエントリーリスト

As of WED 25 AUG 2021

Event Order	Ranking 23 AUG 2021	Name	NPC Code	Qualified Type	Seed
1	1	ALCOTT Dylan	AUS		1
2	2	SCHRODER Sam	NED		2
3	3	LAPTHORNE Andy	GBR		3
4	4	WAGNER David	USA		4
5	5	VINK Niels	NED		
6	6	SUGENO Koji	JPN		
7	7	DAVIDSON Heath	AUS		
8	8	SHAW Robert	CAN		
9	9	SILVA Ymanitu	BRA		
10	10	BARTEN Bryan	USA		
11	11	MOROISHI Mitsuteru	JPN		
12	12	KIM Kyu-Seung	KOR		
13	13	WEINBERG Shraga	ISR	BPC	
14	14	COTTERILL Antony	GBR	BPC	
15	23	SAADON Yosi	ISR	BPC	
16	37	KIM Myung Je	KOR	BPC	

Legend:
BPC Bipartite Commission Place



Draw

ドロー

As of SAT 4 SEP 2021

Rank	1 st Round	Seed	NPC	Quarterfinals	Semifinals	Final
1	ALCOTT Dylan	(1)	AUS	ALCOTT D (1)		Gold: ALCOTT Dylan AUS Silver: SCHRODER Sam NED Bronze: VINK Niels NED
11	MOROISHI Mitsuteru		JPN	6-0 6-2	ALCOTT D (1) 6-0 6-1	
10	BARTEN Bryan		USA	BARTEN B		
12	KIM Kyu-Seung		KOR	6-4 6-1		
3	LAPTHORNE Andy	(3)	GBR	LAPTHORNE A (3)		ALCOTT D (1) 6-4 3-6 6-4
8	SHAW Robert		CAN	6-3 6-3	VINK N 6-4 6-1	
13	WEINBERG Shraga (BPC)		ISR	VINK N		Gold Medal
5	VINK Niels		NED	6-0 6-3		
37	KIM Myung Je (BPC)		KOR	SUGENO K		ALCOTT D (1) 7-6(2) 6-1
6	SUGENO Koji		JPN	6-0 6-0	SUGENO K 6-4 6-2	
9	SILVA Ymanitu		BRA	WAGNER D (4)		SCHRODER S (2) 6-2 6-3
4	WAGNER David	(4)	USA	3-6 6-2 6-2		
14	COTTERILL Antony (BPC)		GBR	DAVIDSON H		SCHRODER S (2) 6-2 6-1
7	DAVIDSON Heath		AUS	6-1 6-0		
23	SAADON Yosi (BPC)		ISR	SCHRODER S (2)		
2	SCHRODER Sam	(2)	NED	6-1 6-2	VINK N	Bronze Medal
						VINK N 6-1 6-4
					SUGENO K	

Note:
Ranking as of 23 AUG 2021.

Legend:
BPC Bipartite Commission Place



Match Statistics

試合統計

W	ALCOTT Dylan (1)	AUS	6	6
	MOROISHI Mitsuteru	JPN	0	2
Match duration: 0h49min			20min	29min

Centre Court

Chair Umpire: SRECEC Nikola (CRO)

ALCOTT Dylan (1)				MOROISHI Mitsuteru				
1 st Set	2 nd Set	3 rd Set	Total		1 st Set	2 nd Set	3 rd Set	Total
0	2		2	Total aces	0	0		0
2	5		7	Double faults	1	5		6
0	0		0	Service winners	0	0		0
10/18	15/24		25/42	1st serve	10/18	5/21		15/39
(56%)	(63%)		(60%)		(56%)	(24%)		(38%)
0	2		2	Aces on 1st serve	0	0		0
10/10	9/15		19/25	Points won on 1st serve	3/10	1/5		4/15
(100%)	(60%)		(76%)		(30%)	(20%)		(27%)
6/8	4/9		10/17	2nd Serve	7/8	11/16		18/24
(75%)	(44%)		(59%)		(88%)	(69%)		(75%)
0	0		0	Aces on 2nd Serve	0	0		0
3/8	3/9		6/17	Points won on 2nd serve	2/8	4/16		6/24
(38%)	(33%)		(35%)		(25%)	(25%)		(25%)
26	28		54	Total points won	10	17		27
13/18	16/21		29/39	Receiving points won	5/18	12/24		17/42
(72%)	(76%)		(74%)		(28%)	(50%)		(40%)
3/7	4/5		7/12	Break point conversions	0/1	2/2		2/3
(43%)	(80%)		(58%)		(0%)	(100%)		(67%)
1	4		5	Forehand winners	3	7		10
4	4		8	Backhand winners	0	1		1
2	0		2	Forced errors	9	6		15
5	9		14	Unforced errors	12	12		24
0/0	0/1		0/1	Net points won	0/4	1/4		1/8
(0%)	(0%)		(0%)		(0%)	(25%)		(13%)

	1 st Set					2 nd Set						
ALCOTT Dylan (1)	1*	2	3*	4	5*	6	1*	2	3*	4*	5*	6
MOROISHI Mitsuteru	*0	0	*0	0	*0	0	*0	0	*0	1*	2*	2

Note:

Total winners is the sum of total aces, service winners, forehand winners and backhand winners.

Legend:

W Winner * Server



Scorecard スコアカード

W	ALCOTT Dylan (1)	AUS	6	6
	MOROISHI Mitsuteru	JPN	0	2
Match duration: 0h49min			21min	28min

Court	Centre Court	Scoring Rule	Three tie-break sets
Chair Umpire	SRECEC Nikola (CRO)	Match Code	QS101
Started	19:41	Finished	20:31

1st Set

Game	Serving	DyAI	MiMo
Game 1: Mitsuteru Moroishi	Serving	1	0
Game 2: Dylan Alcott	Serving	2	0
Game 3: Mitsuteru Moroishi	Serving	3	0
Game 4: Dylan Alcott	Serving	4	0
Game 5: Mitsuteru Moroishi	Serving	5	0
Game 6: Dylan Alcott	Serving	6	0

2nd Set

Game	Serving	DyAI	MiMo
Game 1: Mitsuteru Moroishi	Serving	1	0
Game 2: Dylan Alcott	Serving	2	0
Game 3: Mitsuteru Moroishi	Serving	3	0
Game 4: Dylan Alcott	Serving	3	1











Scorecard

スコアカード


















Game 5: Mitsuteru Moroishi Serving

																DyAl	MiMo		
59	60	61	62	63	64												4	1	

















Game 6: Dylan Alcott Serving

																DyAl	MiMo			
65	66	67	68	69	70	71	72											4	2	

Game 7: Mitsuteru Moroishi Serving

																DyAl	MiMo			
73	74	75	76															5	2	








Game 8: Dylan Alcott Serving

																DyAl	MiMo			
77	78	79	80	81														6	2	

Incidents Summary:

Code of Conduct Violation: 0

Time Violation: 0

Legend:							
W	Winner		Double fault		Point to receiver - 2nd serve		Point to server - 2nd serve
	Ace - 1st serve		Point to receiver - 1st serve		Point to server - 1st serve		Service Break



Match Statistics

試合統計

W	BARTEN Bryan	USA	6	6
	KIM Kyu-Seung	KOR	4	1
Match duration: 1h11min			40min	31min

Court 6

Chair Umpire: McALEER Matthew (AUS)

BARTEN Bryan				KIM Kyu-Seung				
1 st Set	2 nd Set	3 rd Set	Total		1 st Set	2 nd Set	3 rd Set	Total
1	0		1	Total aces	1	0		1
1	0		1	Double faults	0	1		1
1	0		1	Service winners	0	0		0
19/25	13/18		32/43	1st serve	20/34	21/28		41/62
(76%)	(72%)		(74%)		(59%)	(75%)		(66%)
1	0		1	Aces on 1st serve	1	0		1
11/19	9/13		20/32	Points won on 1st serve	11/20	7/21		18/41
(58%)	(69%)		(63%)		(55%)	(33%)		(44%)
5/6	5/5		10/11	2nd Serve	14/14	6/7		20/21
(83%)	(100%)		(91%)		(100%)	(86%)		(95%)
0	0		0	Aces on 2nd Serve	0	0		0
2/6	1/5		3/11	Points won on 2nd serve	5/14	2/7		7/21
(33%)	(20%)		(27%)		(36%)	(29%)		(33%)
31	29		60	Total points won	28	17		45
18/34	19/28		37/62	Receiving points won	12/25	8/18		20/43
(53%)	(68%)		(60%)		(48%)	(44%)		(47%)
3/7	4/4		7/11	Break point conversions	2/2	1/2		3/4
(43%)	(100%)		(64%)		(100%)	(50%)		(75%)
11	12		23	Forehand winners	5	4		9
1	5		6	Backhand winners	2	0		2
11	9		20	Forced errors	13	8		21
9	4		13	Unforced errors	4	4		8
2/3	0/0		2/3	Net points won	1/1	0/0		1/1
(67%)	(0%)		(67%)		(100%)	(0%)		(100%)

	1 st Set						2 nd Set										
BARTEN Bryan	1	*1	2	*2	2	*3	3	*4	5	*6	1	*1	2	*3	4	*5	6
KIM Kyu-Seung	*0	1	*1	2	*3	3	*4	4	*4	4	*0	1	*1	1	*1	1	*1

Note:
Total winners is the sum of total aces, service winners, forehand winners and backhand winners.

Legend:
W Winner * Server



Scorecard

スコアカード

W	BARTEN Bryan	USA	6	6
	KIM Kyu-Seung	KOR	4	1
Match duration: 1h12min			40min	32min

Court	Court 6	Scoring Rule	Three tie-break sets
Chair Umpire	McALEER Matthew (AUS)	Match Code	QS102
Started	18:47	Finished	19:59

1st Set

Game 1: Kyu-Seung Kim Serving														BrBa	KyKi
														1	0
1	2	3	4	5											
Game 2: Bryan Barten Serving														BrBa	KyKi
														1	1
6	7	8	9	10											
Game 3: Kyu-Seung Kim Serving														BrBa	KyKi
														2	1
11	12	13	14	15											
Game 4: Bryan Barten Serving														BrBa	KyKi
														2	2
16	17	18	19												
Game 5: Kyu-Seung Kim Serving														BrBa	KyKi
														2	3
20	21	22	23												
Game 6: Bryan Barten Serving														BrBa	KyKi
														3	3
24	25	26	27	28	29										
Game 7: Kyu-Seung Kim Serving														BrBa	KyKi
														3	4
30	31	32	33	34	35	36	37	38	39	40	41				
Game 8: Bryan Barten Serving														BrBa	KyKi
														4	4
42	43	44	45												
Game 9: Kyu-Seung Kim Serving														BrBa	KyKi
														5	4
46	47	48	49	50	51	52	53								
Game 10: Bryan Barten Serving														BrBa	KyKi
														6	4
54	55	56	57	58	59										

2nd Set



Scorecard スコアカード

Game 1: Kyu-Seung Kim Serving														BrBa	KyKi	
														1	0	
60	61	62	63	64	65	66	67	68	69							
Game 2: Bryan Barten Serving														BrBa	KyKi	
														1	1	
70	71	72	73	74												
Game 3: Kyu-Seung Kim Serving														BrBa	KyKi	
														2	1	
75	76	77	78	79	80											
Game 4: Bryan Barten Serving														BrBa	KyKi	
														3	1	
81	82	83	84	85	86	87	88									
Game 5: Kyu-Seung Kim Serving														BrBa	KyKi	
														4	1	
89	90	91	92	93	94	95	96									
Game 6: Bryan Barten Serving														BrBa	KyKi	
														5	1	
97	98	99	100	101												
Game 7: Kyu-Seung Kim Serving														BrBa	KyKi	
														6	1	
102	103	104	105													

Incidents Summary:

Code of Conduct Violation: 0
Time Violation: 0

Legend:							
	Winner		Double fault		Point to receiver - 2nd serve		Point to server - 2nd serve
	Ace - 1st serve		Point to receiver - 1st serve		Point to server - 1st serve		Service Break



Match Statistics

試合統計

W	LAPTHORNE Andy (3)	GBR	6	6
	SHAW Robert	CAN	3	3
Match duration: 1h19min			37min	42min

Court 1

Chair Umpire: YAN Bo (CHN)

LAPTHORNE Andy (3)				SHAW Robert				
1 st Set	2 nd Set	3 rd Set	Total		1 st Set	2 nd Set	3 rd Set	Total
1	2		3	Total aces	0	0		0
7	2		9	Double faults	0	0		0
0	0		0	Service winners	0	0		0
17/35	13/26		30/61	1st serve	22/27	28/31		50/58
(49%)	(50%)		(49%)		(81%)	(90%)		(86%)
1	2		3	Aces on 1st serve	0	0		0
12/17	9/13		21/30	Points won on 1st serve	9/22	13/28		22/50
(71%)	(69%)		(70%)		(41%)	(46%)		(44%)
11/18	11/13		22/31	2nd Serve	5/5	3/3		8/8
(61%)	(85%)		(71%)		(100%)	(100%)		(100%)
0	0		0	Aces on 2nd Serve	0	0		0
7/18	7/13		14/31	Points won on 2nd serve	2/5	2/3		4/8
(39%)	(54%)		(45%)		(40%)	(67%)		(50%)
35	32		67	Total points won	27	25		52
16/27	16/31		32/58	Receiving points won	16/35	10/26		26/61
(59%)	(52%)		(55%)		(46%)	(38%)		(43%)
3/3	3/5		6/8	Break point conversions	2/6	1/2		3/8
(100%)	(60%)		(75%)		(33%)	(50%)		(38%)
11	13		24	Forehand winners	5	8		13
4	3		7	Backhand winners	2	1		3
8	12		20	Forced errors	15	14		29
12	4		16	Unforced errors	4	0		4
1/2	5/6		6/8	Net points won	0/3	4/6		4/9
(50%)	(83%)		(75%)		(0%)	(67%)		(44%)

	1 st Set					2 nd Set				
LAPTHORNE Andy (3)	*1	1*1	2*3	4*4	5*6	0*0	1*2	3*4	4*5	6
SHAW Robert	0*1	2*2	2*2	3*3	3	*1	2*2	2*2	2*3	3*3

Note:

Total winners is the sum of total aces, service winners, forehand winners and backhand winners.

Legend:

W Winner * Server



Scorecard スコアカード

W	LAPTHORNE Andy (3)	GBR	6	6
	SHAW Robert	CAN	3	3
Match duration: 1h19min			38min	41min

Court	Court 1	Scoring Rule	Three tie-break sets
Chair Umpire	YAN Bo (CHN)	Match Code	QS103
Started	20:34	Finished	21:54

1st Set

Game	Serving	AnLa	RoSh
Game 1	Andy Lapthorne	1	0
Game 2	Robert Shaw	1	1
Game 3	Andy Lapthorne	1	2
Game 4	Robert Shaw	2	2
Game 5	Andy Lapthorne	3	2
Game 6	Robert Shaw	4	2
Game 7	Andy Lapthorne	4	3
Game 8	Robert Shaw	5	3
Game 9	Andy Lapthorne	6	3

2nd Set

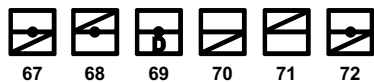
Game	Serving	AnLa	RoSh
Game 1	Robert Shaw	0	1



Scorecard

スコアカード

Game 2: Andy Laphorne Serving



AnLa RoSh

0 2

Game 3: Robert Shaw Serving



AnLa RoSh

1 2

Game 4: Andy Laphorne Serving



AnLa RoSh

2 2

Game 5: Robert Shaw Serving



AnLa RoSh

3 2

Game 6: Andy Laphorne Serving



AnLa RoSh

4 2

Game 7: Robert Shaw Serving



AnLa RoSh

4 3

Game 8: Andy Laphorne Serving



AnLa RoSh

5 3

Game 9: Robert Shaw Serving



AnLa RoSh

6 3

Incidents Summary:

Code of Conduct Violation: 0
Time Violation: 0

Legend:

W Winner	Double fault	Point to receiver - 2nd serve	Point to server - 2nd serve
Ace - 1st serve	Point to receiver - 1st serve	Point to server - 1st serve	Service Break



Match Statistics

試合統計

	WEINBERG Shraga (BPC)	ISR	0	3
W	VINK Niels	NED	6	6
Match duration: 0h53min			21min	32min

Court 3

Chair Umpire: BURKA Fernanda (ARG)

WEINBERG Shraga (BPC)				VINK Niels				
1 st Set	2 nd Set	3 rd Set	Total		1 st Set	2 nd Set	3 rd Set	Total
0	0		0	Total aces	2	0		2
0	1		1	Double faults	2	5		7
0	0		0	Service winners	0	0		0
17/24	19/26		36/50	1st serve	10/16	16/25		26/41
(71%)	(73%)		(72%)		(63%)	(64%)		(63%)
0	0		0	Aces on 1st serve	2	0		2
7/17	4/19		11/36	Points won on 1st serve	9/10	11/16		20/26
(41%)	(21%)		(31%)		(90%)	(69%)		(77%)
7/7	6/7		13/14	2nd Serve	4/6	4/9		8/15
(100%)	(86%)		(93%)		(67%)	(44%)		(53%)
0	0		0	Aces on 2nd Serve	0	0		0
1/7	4/7		5/14	Points won on 2nd serve	3/6	2/9		5/15
(14%)	(57%)		(36%)		(50%)	(22%)		(33%)
12	20		32	Total points won	28	31		59
4/16	12/25		16/41	Receiving points won	16/24	18/26		34/50
(25%)	(48%)		(39%)		(67%)	(69%)		(68%)
0/0	2/2		2/2	Break point conversions	3/6	4/5		7/11
(0%)	(100%)		(100%)		(50%)	(80%)		(64%)
3	4		7	Forehand winners	9	12		21
0	1		1	Backhand winners	4	8		12
11	10		21	Forced errors	7	7		14
2	1		3	Unforced errors	2	8		10
2/4	0/3		2/7	Net points won	3/4	5/6		8/10
(50%)	(0%)		(29%)		(75%)	(83%)		(80%)

	1 st Set					2 nd Set									
WEINBERG Shraga (BPC)	*0	0	*0	0	*0	0	*0	1	*2	2	*2	3	*3	3	*3
VINK Niels	1	*2	3	*4	5	*6	1	*1	1	*2	3	*3	4	*5	6

Note:
Total winners is the sum of total aces, service winners, forehand winners and backhand winners.

Legend:
BPC Bipartite Commission Place W Winner * Server



Scorecard

スコアカード

	WEINBERG Shraga (BPC)	ISR	0	3
W	VINK Niels	NED	6	6
Match duration: 0h53min			21min	32min

Court	Court 3	Scoring Rule	Three tie-break sets
Chair Umpire	BURKA Fernanda (ARG)	Match Code	QS104
Started	20:15	Finished	21:09

1st Set

Game 1: Shraga Weinberg Serving													ShWe	NiVi		
													0	1	☀	
1	2	3	4	5												
Game 2: Niels Vink Serving													ShWe	NiVi		
													0	2		
6	7	8	9	10												
Game 3: Shraga Weinberg Serving													ShWe	NiVi		
														0	3	☀
11	12	13	14	15	16	17	18	19	20	21	22	23	24			
Game 4: Niels Vink Serving													ShWe	NiVi		
														0	4	
25	26	27	28	29	30											
Game 5: Shraga Weinberg Serving													ShWe	NiVi		
														0	5	☀
31	32	33	34	35												
Game 6: Niels Vink Serving													ShWe	NiVi		
														0	6	
36	37	38	39	40												

2nd Set

Game 1: Shraga Weinberg Serving													ShWe	NiVi		
														0	1	☀
41	42	43	44													
Game 2: Niels Vink Serving													ShWe	NiVi		
														1	1	☀
45	46	47	48	49												
Game 3: Shraga Weinberg Serving													ShWe	NiVi		
														2	1	
50	51	52	53	54												
Game 4: Niels Vink Serving													ShWe	NiVi		
														2	2	
55	56	57	58													



Scorecard

スコアカード

Game 5: Shraga Weinberg Serving														ShWe	NiVi		
															2	3	
59	60	61	62														
Game 6: Niels Vink Serving														ShWe	NiVi		
															3	3	
63	64	65	66	67	68												
Game 7: Shraga Weinberg Serving														ShWe	NiVi		
															3	4	
69	70	71	72	73													
Game 8: Niels Vink Serving														ShWe	NiVi		
															3	5	
74	75	76	77	78	79	80	81	82	83								
Game 9: Shraga Weinberg Serving														ShWe	NiVi		
															3	6	
84	85	86	87	88	89	90	91										

Incidents Summary:

Code of Conduct Violation: 0

Time Violation: 0

Legend:							
	Bipartite Commission Place		Winner		Double fault		Point to receiver - 2nd serve
	Point to server - 2nd serve		Ace - 1st serve		Point to receiver - 1st serve		Point to server - 1st serve
	Service Break						



Match Statistics

試合統計

	KIM Myung Je (BPC)	KOR	0	0
W	SUGENO Koji	JPN	6	6
Match duration: 0h44min			22min	22min

Centre Court

Chair Umpire: RODRIGUEZ Pablo (ESP)

KIM Myung Je (BPC)				SUGENO Koji				
1 st Set	2 nd Set	3 rd Set	Total		1 st Set	2 nd Set	3 rd Set	Total
0	0		0	Total aces	0	1		1
5	1		6	Double faults	2	1		3
0	0		0	Service winners	0	0		0
10/17	10/20		20/37	1st serve	15/20	10/15		25/35
(59%)	(50%)		(54%)		(75%)	(67%)		(71%)
0	0		0	Aces on 1st serve	0	1		1
3/10	3/10		6/20	Points won on 1st serve	10/15	8/10		18/25
(30%)	(30%)		(30%)		(67%)	(80%)		(72%)
2/7	9/10		11/17	2nd Serve	3/5	4/5		7/10
(29%)	(90%)		(65%)		(60%)	(80%)		(70%)
0	0		0	Aces on 2nd Serve	0	0		0
1/7	3/10		4/17	Points won on 2nd serve	3/5	4/5		7/10
(14%)	(30%)		(24%)		(60%)	(80%)		(70%)
11	9		20	Total points won	26	26		52
7/20	3/15		10/35	Receiving points won	13/17	14/20		27/37
(35%)	(20%)		(29%)		(76%)	(70%)		(73%)
0/1	0/0		0/1	Break point conversions	3/6	3/7		6/13
(0%)	(0%)		(0%)		(50%)	(43%)		(46%)
2	0		2	Forehand winners	8	7		15
0	0		0	Backhand winners	2	3		5
11	13		24	Forced errors	5	7		12
5	2		7	Unforced errors	4	2		6
0/1	0/0		0/1	Net points won	3/3	0/0		3/3
(0%)	(0%)		(0%)		(100%)	(0%)		(100%)

	1 st Set					2 nd Set				
KIM Myung Je (BPC)	*0	0	*0	0	*0	0	*0	0	*0	0
SUGENO Koji	1	*2	3	*4	5	*6	1	*2	3	*4

Note:
Total winners is the sum of total aces, service winners, forehand winners and backhand winners.

Legend:
BPC Bipartite Commission Place W Winner * Server



Scorecard

スコアカード

	KIM Myung Je (BPC)	KOR	0	0
W	SUGENO Koji	JPN	6	6
Match duration: 0h45min			22min	23min

Court	Centre Court	Scoring Rule	Three tie-break sets
Chair Umpire	RODRIGUEZ Pablo (ESP)	Match Code	QS105
Started	18:24	Finished	19:10

1st Set

Game 1: Myung Je Kim Serving													MyKi	KoSu	0	1	☀
1	2	3	4	5	6	7	8										
Game 2: Koji Sugeno Serving													MyKi	KoSu	0	2	
9	10	11	12	13	14	15	16										
Game 3: Myung Je Kim Serving													MyKi	KoSu	0	3	☀
17	18	19	20	21													
Game 4: Koji Sugeno Serving													MyKi	KoSu	0	4	
22	23	24	25	26	27	28	29										
Game 5: Myung Je Kim Serving													MyKi	KoSu	0	5	☀
30	31	32	33														
Game 6: Koji Sugeno Serving													MyKi	KoSu	0	6	
34	35	36	37	38	39												

2nd Set

Game 1: Myung Je Kim Serving													MyKi	KoSu	0	1	☀
40	41	42	43	44	45												
Game 2: Koji Sugeno Serving													MyKi	KoSu	0	2	
46	47	48	49	50	51												
Game 3: Myung Je Kim Serving													MyKi	KoSu	0	3	☀
52	53	54	55														
Game 4: Koji Sugeno Serving													MyKi	KoSu	0	4	
56	57	58	59														



Scorecard

スコアカード

Game 5: Myung Je Kim Serving

											MyKi	KoSu		
												0	5	
60	61	62	63	64	65	66	67	68	69					

Game 6: Koji Sugeno Serving

											MyKi	KoSu	
												0	6
70	71	72	73	74									

Incidents Summary:

Code of Conduct Violation: 0
Time Violation: 0

Legend:							
	Bipartite Commission Place		Winner		Double fault		Point to receiver - 2nd serve
	Point to server - 2nd serve		Ace - 1st serve		Point to receiver - 1st serve		Point to server - 1st serve
	Service Break						



Match Statistics

試合統計

	SILVA Ymanitu	BRA	6	2	2
W	WAGNER David (4)	USA	3	6	6
Match duration: 1h57min			33min	47min	37min

Court 7

Chair Umpire: LOUHOS Harri (FIN)

SILVA Ymanitu				WAGNER David (4)				
1 st Set	2 nd Set	3 rd Set	Total		1 st Set	2 nd Set	3 rd Set	Total
0	0	2	2	Total aces	3	2	4	9
2	0	1	3	Double faults	4	0	2	6
0	0	0	0	Service winners	0	0	2	2
12/24	11/22	9/19	32/65	1st serve	20/31	16/23	20/28	56/82
(50%)	(50%)	(47%)	(49%)		(65%)	(70%)	(71%)	(68%)
0	0	0	0	Aces on 1st serve	3	2	4	9
6/12	6/11	2/9	14/32	Points won on 1st serve	10/20	13/16	13/20	36/56
(50%)	(55%)	(22%)	(44%)		(50%)	(81%)	(65%)	(64%)
10/12	11/11	9/10	30/33	2nd Serve	7/11	7/7	6/8	20/26
(83%)	(100%)	(90%)	(91%)		(64%)	(100%)	(75%)	(77%)
0	0	2	2	Aces on 2nd Serve	0	0	0	0
7/12	5/11	4/10	16/33	Points won on 2nd serve	1/11	4/7	3/8	8/26
(58%)	(45%)	(40%)	(48%)		(9%)	(57%)	(38%)	(31%)
33	17	18	68	Total points won	22	28	29	79
20/31	6/23	12/28	38/82	Receiving points won	11/24	11/22	13/19	35/65
(65%)	(26%)	(43%)	(46%)		(46%)	(50%)	(68%)	(54%)
4/6	0/2	1/4	5/12	Break point conversions	2/4	2/3	3/3	7/10
(67%)	(0%)	(25%)	(42%)		(50%)	(67%)	(100%)	(70%)
19	4	5	28	Forehand winners	3	8	7	18
4	4	5	13	Backhand winners	6	6	5	17
3	4	1	8	Forced errors	3	4	2	9
7	8	10	25	Unforced errors	7	5	4	16
0/2	1/2	0/0	1/4	Net points won	1/2	1/2	2/2	4/6
(0%)	(50%)	(0%)	(25%)		(50%)	(50%)	(100%)	(67%)

	1 st Set						2 nd Set						3 rd Set												
SILVA Ymanitu	1	*2	3	*3	4	*4	4	*5	6	*0	0	*1	1	*2	2	*2	2	*0	1	*1	1	*1	1	*2	2
WAGNER David (4)	*0	0	*0	1	*1	2	*3	3	*3	1	*2	2	*3	3	*4	5	*6	1	*1	2	*3	4	*5	5	*6

Note:

Total winners is the sum of total aces, service winners, forehand winners and backhand winners.

Legend:

W Winner * Server



Scorecard

スコアカード

	SILVA Ymanitu	BRA	6	2	2
W	WAGNER David (4)	USA	3	6	6
Match duration: 1h57min			33min	47min	37min

Court	Court 7	Scoring Rule	Three tie-break sets
Chair Umpire	LOUHOS Harri (FIN)	Match Code	QS106
Started	20:25	Finished	22:22

1st Set

Game	Serving	YmSi	DaWa
Game 1	David Wagner	1	0
Game 2	Ymanitu Silva	2	0
Game 3	David Wagner	3	0
Game 4	Ymanitu Silva	3	1
Game 5	David Wagner	4	1
Game 6	Ymanitu Silva	4	2
Game 7	David Wagner	4	3
Game 8	Ymanitu Silva	5	3
Game 9	David Wagner	6	3

2nd Set

Game	Serving	YmSi	DaWa
Game 1	Ymanitu Silva	0	1



Scorecard

スコアカード

Game 2: David Wagner Serving

														YmSi	DaWa
														0	2
62	63	64	65	66	67	68	69								

Game 3: Ymanitu Silva Serving

														YmSi	DaWa
														1	2
70	71	72	73	74	75	76	77								

Game 4: David Wagner Serving

														YmSi	DaWa
														1	3
78	79	80	81												

Game 5: Ymanitu Silva Serving

														YmSi	DaWa
														2	3
82	83	84	85	86											

Game 6: David Wagner Serving

														YmSi	DaWa
														2	4
87	88	89	90	91											

Game 7: Ymanitu Silva Serving

														YmSi	DaWa
														2	5
92	93	94	95	96											

Game 8: David Wagner Serving

														YmSi	DaWa
														2	6
97	98	99	100	101	102										

3rd Set

Game 1: Ymanitu Silva Serving

														YmSi	DaWa
														0	1
103	104	105	106												

Game 2: David Wagner Serving

														YmSi	DaWa
														1	1
107	108	109	110	111											

Game 3: Ymanitu Silva Serving

														YmSi	DaWa
														1	2
112	113	114	115	116											

Game 4: David Wagner Serving

														YmSi	DaWa
														1	3
117	118	119	120	121	122	123	124	125	126						

Game 5: Ymanitu Silva Serving

														YmSi	DaWa
														1	4
127	128	129	130	131											

Game 6: David Wagner Serving

														YmSi	DaWa
														1	5
132	133	134	135	136	137	138	139								

Game 7: Ymanitu Silva Serving

														YmSi	DaWa
														2	5
140	141	142	143	144											



Match Statistics

試合統計

	COTTERILL Antony (BPC)	GBR	1	0
W	DAVIDSON Heath	AUS	6	6
Match duration: 0h45min			24min	21min

Court 9

Chair Umpire: KURENCHANINA Daria (BLR)

COTTERILL Antony (BPC)				DAVIDSON Heath				
1 st Set	2 nd Set	3 rd Set	Total		1 st Set	2 nd Set	3 rd Set	Total
0	0		0	Total aces	0	1		1
1	4		5	Double faults	1	0		1
0	0		0	Service winners	0	0		0
9/15	7/16		16/31	1st serve	19/27	8/15		27/42
(60%)	(44%)		(52%)		(70%)	(53%)		(64%)
0	0		0	Aces on 1st serve	0	0		0
2/9	3/7		5/16	Points won on 1st serve	12/19	7/8		19/27
(22%)	(43%)		(31%)		(63%)	(88%)		(70%)
5/6	5/9		10/15	2nd Serve	7/8	7/7		14/15
(83%)	(56%)		(67%)		(88%)	(100%)		(93%)
0	0		0	Aces on 2nd Serve	0	1		1
1/6	1/9		2/15	Points won on 2nd serve	5/8	5/7		10/15
(17%)	(11%)		(13%)		(63%)	(71%)		(67%)
13	7		20	Total points won	29	24		53
10/27	3/15		13/42	Receiving points won	12/15	12/16		24/31
(37%)	(20%)		(31%)		(80%)	(75%)		(77%)
1/3	0/0		1/3	Break point conversions	3/4	3/4		6/8
(33%)	(0%)		(33%)		(75%)	(75%)		(75%)
6	2		8	Forehand winners	8	5		13
1	2		3	Backhand winners	5	2		7
12	10		22	Forced errors	2	2		4
4	6		10	Unforced errors	4	1		5
0/3	0/0		0/3	Net points won	0/0	0/1		0/1
(0%)	(0%)		(0%)		(0%)	(0%)		(0%)

	1 st Set				2 nd Set			
COTTERILL Antony (BPC)	0	*0	0	*0	1	*1	1	
DAVIDSON Heath	*1	2	*3	4	*4	5	*6	

Note:

Total winners is the sum of total aces, service winners, forehand winners and backhand winners.

Legend:

BPC Bipartite Commission Place **W** Winner

* Server



Scorecard

スコアカード

	COTTERILL Antony (BPC)	GBR	1	0
W	DAVIDSON Heath	AUS	6	6
Match duration: 0h45min			24min	21min

Court	Court 9	Scoring Rule	Three tie-break sets
Chair Umpire	KURENCHANINA Daria (BLR)	Match Code	QS107
Started	20:03	Finished	20:49

1st Set

Game 1: Heath Davidson Serving													AnCo	HeDa
													0	1
1	2	3	4											
Game 2: Antony Cotterill Serving													AnCo	HeDa
													0	2
5	6	7	8	9	10									
Game 3: Heath Davidson Serving													AnCo	HeDa
													0	3
11	12	13	14	15	16	17	18	19	20	21	22			
Game 4: Antony Cotterill Serving													AnCo	HeDa
													0	4
23	24	25	26											
Game 5: Heath Davidson Serving													AnCo	HeDa
													1	4
27	28	29	30	31	32									
Game 6: Antony Cotterill Serving													AnCo	HeDa
													1	5
33	34	35	36	37										
Game 7: Heath Davidson Serving													AnCo	HeDa
													1	6
38	39	40	41	42										

2nd Set
















Game 1: Antony Cotterill Serving													AnCo	HeDa
													0	1
43	44	45	46	47										
Game 2: Heath Davidson Serving													AnCo	HeDa
													0	2
48	49	50	51	52										
Game 3: Antony Cotterill Serving													AnCo	HeDa
													0	3
53	54	55	56	57										


















Scorecard

スコアカード
















Game 4: Heath Davidson Serving

														AnCo	HeDa	
															0	4
58	59	60	61	62	63											

Game 5: Antony Cotterill Serving

														AnCo	HeDa	
															0	5
64	65	66	67	68	69											










Game 6: Heath Davidson Serving

														AnCo	HeDa	
															0	6
70	71	72	73													

Incidents Summary:

Code of Conduct Violation: 0

Time Violation: 0

Legend:							
	Bipartite Commission Place		Winner		Ace - 2nd serve		Double fault
	Point to receiver - 2nd serve		Point to server - 2nd serve		Point to receiver - 1st serve		Point to server - 1st serve
	Service Break						



Match Statistics

試合統計

	SAADON Yosi (BPC)	ISR	1	2
W	SCHRODER Sam (2)	NED	6	6
Match duration: 0h50min			21min	29min

Court 2

Chair Umpire: BROUR Bassem (TUN)

SAADON Yosi (BPC)				SCHRODER Sam (2)				
1 st Set	2 nd Set	3 rd Set	Total		1 st Set	2 nd Set	3 rd Set	Total
0	1		1	Total aces	0	2		2
3	1		4	Double faults	2	1		3
0	0		0	Service winners	0	1		1
8/16	10/23		18/39	1st serve	17/24	13/22		30/46
(50%)	(43%)		(46%)		(71%)	(59%)		(65%)
0	1		1	Aces on 1st serve	0	2		2
1/8	5/10		6/18	Points won on 1st serve	12/17	10/13		22/30
(13%)	(50%)		(33%)		(71%)	(77%)		(73%)
5/8	12/13		17/21	2nd Serve	5/7	8/9		13/16
(63%)	(92%)		(81%)		(71%)	(89%)		(81%)
0	0		0	Aces on 2nd Serve	0	0		0
3/8	4/13		7/21	Points won on 2nd serve	2/7	5/9		7/16
(38%)	(31%)		(33%)		(29%)	(56%)		(44%)
14	16		30	Total points won	26	29		55
10/24	7/22		17/46	Receiving points won	12/16	14/23		26/39
(42%)	(32%)		(37%)		(75%)	(61%)		(67%)
1/3	1/1		2/4	Break point conversions	3/3	3/6		6/9
(33%)	(100%)		(50%)		(100%)	(50%)		(67%)
3	1		4	Forehand winners	4	9		13
2	1		3	Backhand winners	2	0		2
10	7		17	Forced errors	2	5		7
10	10		20	Unforced errors	7	8		15
2/4	2/4		4/8	Net points won	0/0	0/0		0/0
(50%)	(50%)		(50%)		(0%)	(0%)		(0%)

	1 st Set					2 nd Set									
SAADON Yosi (BPC)	0	*0	0	*0	1	*1	1	*0	1	*2	2	*2	2	*2	2
SCHRODER Sam (2)	*1	2	*3	4	*4	5	*6	1	*1	1	*2	3	*4	5	*6

Note:

Total winners is the sum of total aces, service winners, forehand winners and backhand winners.

Legend:

BPC Bipartite Commission Place **W** Winner * Server



Scorecard

スコアカード

	SAADON Yosi (BPC)	ISR	1	2
W	SCHRODER Sam (2)	NED	6	6
Match duration: 0h50min			21min	29min

Court	Court 2	Scoring Rule	Three tie-break sets
Chair Umpire	BROUR Bassem (TUN)	Match Code	QS108
Started	21:05	Finished	21:55

1st Set

Game 1: Sam Schroder Serving													YoSa	SaSc
													0	1
1	2	3	4	5	6									
Game 2: Yosi Saadon Serving													YoSa	SaSc
													0	2
7	8	9	10											
Game 3: Sam Schroder Serving													YoSa	SaSc
													0	3
11	12	13	14	15	16									
Game 4: Yosi Saadon Serving													YoSa	SaSc
													0	4
17	18	19	20	21	22									
Game 5: Sam Schroder Serving													YoSa	SaSc
													1	4
23	24	25	26	27	28									
Game 6: Yosi Saadon Serving													YoSa	SaSc
													1	5
29	30	31	32	33	34									
Game 7: Sam Schroder Serving													YoSa	SaSc
													1	6
35	36	37	38	39	40									

2nd Set

Game 1: Yosi Saadon Serving													YoSa	SaSc
													0	1
41	42	43	44	45	46	47	48							
Game 2: Sam Schroder Serving													YoSa	SaSc
													1	1
49	50	51	52	53	54	55	56							
Game 3: Yosi Saadon Serving													YoSa	SaSc
													2	1
57	58	59	60	61										



Scorecard

スコアカード

Game 4: Sam Schroder Serving

														YoSa	SaSc	
															2	2
62	63	64	65	66												

Game 5: Yosi Saadon Serving

														YoSa	SaSc	
															2	3
67	68	69	70	71	72											

Game 6: Sam Schroder Serving

														YoSa	SaSc	
															2	4
73	74	75	76	77												

Game 7: Yosi Saadon Serving

														YoSa	SaSc	
															2	5
78	79	80	81													

Game 8: Sam Schroder Serving

														YoSa	SaSc	
															2	6
82	83	84	85													

Incidents Summary:

Code of Conduct Violation: 0
Time Violation: 0

Legend:

BPC	Bipartite Commission Place	W	Winner	DF	Double fault	PR2	Point to receiver - 2nd serve
PS2	Point to server - 2nd serve	AS	Ace - 1st serve	PR1	Point to receiver - 1st serve	PS1	Point to server - 1st serve
SB	Service Break						



Match Statistics

試合統計

W	ALCOTT Dylan (1)	AUS	6	6
	BARTEN Bryan	USA	0	1
Match duration: 0h55min			23min	32min

Court 5

Chair Umpire: OTA Kinuka (JPN)

ALCOTT Dylan (1)				BARTEN Bryan				
1 st Set	2 nd Set	3 rd Set	Total		1 st Set	2 nd Set	3 rd Set	Total
2	1		3	Total aces	0	0		0
1	4		5	Double faults	2	5		7
0	1		1	Service winners	2	1		3
5/14	10/21		15/35	1st serve	14/21	14/22		28/43
(36%)	(48%)		(43%)		(67%)	(64%)		(65%)
2	1		3	Aces on 1st serve	0	0		0
5/5	9/10		14/15	Points won on 1st serve	6/14	6/14		12/28
(100%)	(90%)		(93%)		(43%)	(43%)		(43%)
8/9	7/11		15/20	2nd Serve	5/7	3/8		8/15
(89%)	(64%)		(75%)		(71%)	(38%)		(53%)
0	0		0	Aces on 2nd Serve	0	0		0
7/9	5/11		12/20	Points won on 2nd serve	1/7	1/8		2/15
(78%)	(45%)		(60%)		(14%)	(13%)		(13%)
26	29		55	Total points won	9	14		23
14/21	15/22		29/43	Receiving points won	2/14	7/21		9/35
(67%)	(68%)		(67%)		(14%)	(33%)		(26%)
3/4	3/4		6/8	Break point conversions	0/0	1/1		1/1
(75%)	(75%)		(75%)		(0%)	(100%)		(100%)
3	7		10	Forehand winners	1	1		2
4	3		7	Backhand winners	2	2		4
3	5		8	Forced errors	13	10		23
1	5		6	Unforced errors	4	7		11
0/0	1/3		1/3	Net points won	0/4	1/2		1/6
(0%)	(33%)		(33%)		(0%)	(50%)		(17%)

	1 st Set					2 nd Set							
	*1	2	*3	4	*5	6	*1	2	*3	4	*4	5	*6
ALCOTT Dylan (1)													
BARTEN Bryan	0	*0	0	*0	0	*0	0	*0	1	*1	1		

Note:

Total winners is the sum of total aces, service winners, forehand winners and backhand winners.

Legend:

W Winner * Server



Scorecard

スコアカード

W	ALCOTT Dylan (1)	AUS	6	6
	BARTEN Bryan	USA	0	1
Match duration: 0h55min			24min	31min

Court	Court 5	Scoring Rule	Three tie-break sets
Chair Umpire	OTA Kinuka (JPN)	Match Code	QS201
Started	19:47	Finished	20:42

1st Set

Game 1: Dylan Alcott Serving													DyAl	BrBa
													1	0
1	2	3	4	5										
Game 2: Bryan Barten Serving													DyAl	BrBa
													2	0
6	7	8	9	10	11	12	13							
Game 3: Dylan Alcott Serving													DyAl	BrBa
													3	0
14	15	16	17											
Game 4: Bryan Barten Serving													DyAl	BrBa
													4	0
18	19	20	21	22	23	24	25							
Game 5: Dylan Alcott Serving													DyAl	BrBa
													5	0
26	27	28	29	30										
Game 6: Bryan Barten Serving													DyAl	BrBa
													6	0
31	32	33	34	35										

2nd Set

Game 1: Dylan Alcott Serving													DyAl	BrBa
													1	0
36	37	38	39											
Game 2: Bryan Barten Serving													DyAl	BrBa
													2	0
40	41	42	43											
Game 3: Dylan Alcott Serving													DyAl	BrBa
													3	0
44	45	46	47	48										
Game 4: Bryan Barten Serving													DyAl	BrBa
													4	0
49	50	51	52	53	54	55	56	57	58	59	60			



Scorecard スコアカード


Game 5: Dylan Alcott Serving



Game 6: Bryan Barten Serving



Game 7: Dylan Alcott Serving



Incidents Summary:

Code of Conduct Violation: 0
Time Violation: 0

Legend:					
Winner	Double fault	Point to receiver - 2nd serve	Point to server - 2nd serve		
Ace - 1st serve	Point to receiver - 1st serve	Point to server - 1st serve	Service Break		



Match Statistics

試合統計

	LAPHORNE Andy (3)	GBR	4	1
W	VINK Niels	NED	6	6
Match duration: 1h16min			45min	31min

Centre Court

Chair Umpire: DUANGPINKUM Amorn (THA)

LAPHORNE Andy (3)				VINK Niels				
1 st Set	2 nd Set	3 rd Set	Total		1 st Set	2 nd Set	3 rd Set	Total
0	1		1	Total aces	0	3		3
2	1		3	Double faults	0	0		0
0	0		0	Service winners	0	0		0
30/40	18/31		48/71	1st serve	14/28	10/16		24/44
(75%)	(58%)		(68%)		(50%)	(63%)		(55%)
0	1		1	Aces on 1st serve	0	3		3
17/30	7/18		24/48	Points won on 1st serve	8/14	8/10		16/24
(57%)	(39%)		(50%)		(57%)	(80%)		(67%)
8/10	12/13		20/23	2nd Serve	14/14	6/6		20/20
(80%)	(92%)		(87%)		(100%)	(100%)		(100%)
0	0		0	Aces on 2nd Serve	0	0		0
7/10	6/13		13/23	Points won on 2nd serve	12/14	5/6		17/20
(70%)	(46%)		(57%)		(86%)	(83%)		(85%)
32	16		48	Total points won	36	31		67
8/28	3/16		11/44	Receiving points won	16/40	18/31		34/71
(29%)	(19%)		(25%)		(40%)	(58%)		(48%)
0/0	0/0		0/0	Break point conversions	1/6	3/6		4/12
(0%)	(0%)		(0%)		(17%)	(50%)		(33%)
4	2		6	Forehand winners	7	8		15
2	0		2	Backhand winners	7	5		12
10	9		19	Forced errors	17	9		26
12	6		18	Unforced errors	9	4		13
3/5	1/2		4/7	Net points won	0/2	4/4		4/6
(60%)	(50%)		(57%)		(0%)	(100%)		(67%)

	1 st Set				2 nd Set					
LAPHORNE Andy (3)	*1	1*2	2*2	2*3	3*4	4	*0	0*0	0*1	1*1
VINK Niels	0*1	1*2	3*4	4*5	5*6		1*2	3*4	4*5	6

Note:

Total winners is the sum of total aces, service winners, forehand winners and backhand winners.

Legend:

W Winner * Server



Scorecard

スコアカード

	LAPHORNE Andy (3)	GBR	4	1
W	VINK Niels	NED	6	6
Match duration: 1h16min			45min	31min

Court	Centre Court	Scoring Rule	Three tie-break sets
Chair Umpire	DUANGPINKUM Amorn (THA)	Match Code	QS202
Started	15:01	Finished	16:18

1st Set

Game	Serving	AnLa	NiVi
Game 1	Andy Laphorne	1	0
Game 2	Niels Vink	1	1
Game 3	Andy Laphorne	2	1
Game 4	Niels Vink	2	2
Game 5	Andy Laphorne	2	3
Game 6	Niels Vink	2	4
Game 7	Andy Laphorne	3	4
Game 8	Niels Vink	3	5
Game 9	Andy Laphorne	4	5
Game 10	Niels Vink	4	6

2nd Set



Scorecard スコアカード

Game 1: Andy Laphorne Serving														AnLa	NiVi	
														0	1	
69	70	71	72	73												
Game 2: Niels Vink Serving														AnLa	NiVi	
														0	2	
74	75	76	77	78	79	80	81									
Game 3: Andy Laphorne Serving														AnLa	NiVi	
														0	3	
82	83	84	85	86	87	88	89									
Game 4: Niels Vink Serving														AnLa	NiVi	
														0	4	
90	91	92	93													
Game 5: Andy Laphorne Serving														AnLa	NiVi	
														1	4	
94	95	96	97	98	99	100	101									
Game 6: Niels Vink Serving														AnLa	NiVi	
														1	5	
102	103	104	105													
Game 7: Andy Laphorne Serving														AnLa	NiVi	
														1	6	
106	107	108	109	110	111	112	113	114	115							

Incidents Summary:

Code of Conduct Violation: 0
Time Violation: 0

Legend:					
	Winner		Double fault		Point to receiver - 2nd serve
	Ace - 1st serve		Point to receiver - 1st serve		Point to server - 2nd serve
					Point to server - 1st serve
					Service Break



Match Statistics

試合統計

W	SUGENO Koji	JPN	6	6
	WAGNER David (4)	USA	4	2
Match duration: 1h38min			41min	57min

Court 1

Chair Umpire: NILHAG Miranda (SWE)

SUGENO Koji				WAGNER David (4)				
1 st Set	2 nd Set	3 rd Set	Total		1 st Set	2 nd Set	3 rd Set	Total
1	0		1	Total aces	0	0		0
5	3		8	Double faults	3	4		7
0	0		0	Service winners	0	0		0
17/29	18/28		35/57	1st serve	26/37	20/31		46/68
(59%)	(64%)		(61%)		(70%)	(65%)		(68%)
1	0		1	Aces on 1st serve	0	0		0
12/17	11/18		23/35	Points won on 1st serve	13/26	7/20		20/46
(71%)	(61%)		(66%)		(50%)	(35%)		(43%)
7/12	7/10		14/22	2nd Serve	8/11	7/11		15/22
(58%)	(70%)		(64%)		(73%)	(64%)		(68%)
0	0		0	Aces on 2nd Serve	0	0		0
3/12	3/10		6/22	Points won on 2nd serve	4/11	3/11		7/22
(25%)	(30%)		(27%)		(36%)	(27%)		(32%)
35	35		70	Total points won	31	24		55
20/37	21/31		41/68	Receiving points won	14/29	14/28		28/57
(54%)	(68%)		(60%)		(48%)	(50%)		(49%)
3/7	4/7		7/14	Break point conversions	2/2	2/3		4/5
(43%)	(57%)		(50%)		(100%)	(67%)		(80%)
7	16		23	Forehand winners	6	8		14
7	5		12	Backhand winners	2	2		4
11	7		18	Forced errors	11	9		20
12	7		19	Unforced errors	9	5		14
0/1	1/2		1/3	Net points won	7/13	3/13		10/26
(0%)	(50%)		(33%)		(54%)	(23%)		(38%)

	1 st Set					2 nd Set				
SUGENO Koji	0	*0	1	*2	3	*4	5	*5	5	*6
WAGNER David (4)	*1	2	*2	2	*2	2	*2	3	*4	4

Note:
Total winners is the sum of total aces, service winners, forehand winners and backhand winners.

Legend:
W Winner * Server



Scorecard

スコアカード

W	SUGENO Koji	JPN	6	6
	WAGNER David (4)	USA	4	2
Match duration: 1h38min			41min	57min

Court	Court 1	Scoring Rule	Three tie-break sets
Chair Umpire	NILHAG Miranda (SWE)	Match Code	QS203
Started	19:14	Finished	20:52

1st Set

Game	Serving	KoSu	DaWa
Game 1	David Wagner	0	1
Game 2	Koji Sugeno	0	2
Game 3	David Wagner	1	2
Game 4	Koji Sugeno	2	2
Game 5	David Wagner	3	2
Game 6	Koji Sugeno	4	2
Game 7	David Wagner	5	2
Game 8	Koji Sugeno	5	3
Game 9	David Wagner	5	4
Game 10	Koji Sugeno	6	4

2nd Set



Scorecard

スコアカード

Game 1: David Wagner Serving														KoSu	DaWa	
														1	0	
67	68	69	70	71												
Game 2: Koji Sugeno Serving														KoSu	DaWa	
														1	1	
72	73	74	75	76	77											
Game 3: David Wagner Serving														KoSu	DaWa	
														2	1	
78	79	80	81	82	83	84	85	86	87	88	89	90	91	92	93	
Game 4: Koji Sugeno Serving														KoSu	DaWa	
														3	1	
94	95	96	97	98	99											
Game 5: David Wagner Serving														KoSu	DaWa	
														4	1	
100	101	102	103	104	105											
Game 6: Koji Sugeno Serving														KoSu	DaWa	
														4	2	
106	107	108	109	110	111	112	113									
Game 7: David Wagner Serving														KoSu	DaWa	
														5	2	
114	115	116	117													
Game 8: Koji Sugeno Serving														KoSu	DaWa	
														6	2	
118	119	120	121	122	123	124	125	126	127							

Incidents Summary:

Code of Conduct Violation: 0
Time Violation: 0

Legend:							
	Winner		Double fault		Point to receiver - 2nd serve		Point to server - 2nd serve
	Ace - 1st serve		Point to receiver - 1st serve		Point to server - 1st serve		Service Break



Match Statistics

試合統計

	DAVIDSON Heath	AUS	2	1
W	SCHRODER Sam (2)	NED	6	6
Match duration: 1h02min			31min	31min

Court 3

Chair Umpire: DUANGPINKUM Amorn (THA)

DAVIDSON Heath				SCHRODER Sam (2)			
1 st Set	2 nd Set	3 rd Set	Total	1 st Set	2 nd Set	3 rd Set	Total
0	0		0	Total aces	1	0	1
0	1		1	Double faults	3	1	4
1	0		1	Service winners	0	0	0
15/23	17/23		32/46	1st serve	20/28	18/26	38/54
(65%)	(74%)		(70%)		(71%)	(69%)	(70%)
0	0		0	Aces on 1st serve	1	0	1
7/15	7/17		14/32	Points won on 1st serve	14/20	12/18	26/38
(47%)	(41%)		(44%)		(70%)	(67%)	(68%)
8/8	5/6		13/14	2nd Serve	5/8	7/8	12/16
(100%)	(83%)		(93%)		(63%)	(88%)	(75%)
0	0		0	Aces on 2nd Serve	0	0	0
2/8	3/6		5/14	Points won on 2nd serve	2/8	6/8	8/16
(25%)	(50%)		(36%)		(25%)	(75%)	(50%)
21	18		39	Total points won	30	31	61
12/28	8/26		20/54	Receiving points won	14/23	13/23	27/46
(43%)	(31%)		(37%)		(61%)	(57%)	(59%)
1/2	0/0		1/2	Break point conversions	3/4	2/4	5/8
(50%)	(0%)		(50%)		(75%)	(50%)	(63%)
3	2		5	Forehand winners	10	7	17
1	2		3	Backhand winners	2	4	6
16	15		31	Forced errors	7	10	17
1	5		6	Unforced errors	9	4	13
1/3	1/6		2/9	Net points won	1/2	1/1	2/3
(33%)	(17%)		(22%)		(50%)	(100%)	(67%)

	1 st Set					2 nd Set									
DAVIDSON Heath	0	*1	1	*1	1	*1	2	*2							
SCHRODER Sam (2)	*1	1	*2	3	*4	5	*5	6	*1	2	*3	3	*4	5	*6

Note:
Total winners is the sum of total aces, service winners, forehand winners and backhand winners.

Legend:
W Winner * Server



Scorecard

スコアカード

	DAVIDSON Heath	AUS	2	1
W	SCHRODER Sam (2)	NED	6	6
Match duration: 1h02min			31min	31min

Court	Court 3	Scoring Rule	Three tie-break sets
Chair Umpire	DUANGPINKUM Amorn (THA)	Match Code	QS204
Started	19:04	Finished	20:06

1st Set

Game	Serving	HeDa	SaSc
Game 1	Sam Schroder	0	1
Game 2	Heath Davidson	1	1
Game 3	Sam Schroder	1	2
Game 4	Heath Davidson	1	3
Game 5	Sam Schroder	1	4
Game 6	Heath Davidson	1	5
Game 7	Sam Schroder	2	5
Game 8	Heath Davidson	2	6

2nd Set

Game	Serving	HeDa	SaSc
Game 1	Sam Schroder	0	1
Game 2	Heath Davidson	0	2



Scorecard

スコアカード

Game 3: Sam Schroder Serving

														HeDa	SaSc
														0	3
67	68	69	70	71	72										

Game 4: Heath Davidson Serving

														HeDa	SaSc
														1	3
73	74	75	76	77	78	79	80	81	82						

Game 5: Sam Schroder Serving

														HeDa	SaSc
														1	4
83	84	85	86	87											

Game 6: Heath Davidson Serving

														HeDa	SaSc
														1	5
88	89	90	91	92	93	94	95								

Game 7: Sam Schroder Serving

														HeDa	SaSc
														1	6
96	97	98	99	100											

Incidents Summary:

Code of Conduct Violation: 0

Time Violation: 0

Legend:					
	Winner		Double fault		Point to receiver - 2nd serve
	Ace - 1st serve		Point to receiver - 1st serve		Point to server - 2nd serve
			Point to server - 1st serve		Service Break



Match Statistics

試合統計

W	ALCOTT Dylan (1)	AUS	6	3	6
	VINK Niels	NED	4	6	4
Match duration: 2h28min			40min	56min	52min

Centre Court

Chair Umpire: MROZINSKA Marta (POL)

ALCOTT Dylan (1)				VINK Niels				
1 st Set	2 nd Set	3 rd Set	Total		1 st Set	2 nd Set	3 rd Set	Total
0	0	0	0	Total aces	0	0	0	0
3	5	1	9	Double faults	4	2	1	7
0	1	0	1	Service winners	0	0	0	0
15/27	32/46	16/33	63/106	1st serve	18/26	17/24	24/33	59/83
(56%)	(70%)	(48%)	(59%)		(69%)	(71%)	(73%)	(71%)
0	0	0	0	Aces on 1st serve	0	0	0	0
12/15	18/32	11/16	41/63	Points won on 1st serve	13/18	9/17	8/24	30/59
(80%)	(56%)	(69%)	(65%)		(72%)	(53%)	(33%)	(51%)
9/12	9/14	16/17	34/43	2nd Serve	4/8	5/7	8/9	17/24
(75%)	(64%)	(94%)	(79%)		(50%)	(71%)	(89%)	(71%)
0	0	0	0	Aces on 2nd Serve	0	0	0	0
6/12	4/14	6/17	16/43	Points won on 2nd serve	2/8	5/7	6/9	13/24
(50%)	(29%)	(35%)	(37%)		(25%)	(71%)	(67%)	(54%)
29	32	36	97	Total points won	24	38	30	92
11/26	10/24	19/33	40/83	Receiving points won	9/27	24/46	16/33	49/106
(42%)	(42%)	(58%)	(48%)		(33%)	(52%)	(48%)	(46%)
2/3	1/1	3/5	6/9	Break point conversions	1/1	3/7	2/4	6/12
(67%)	(100%)	(60%)	(67%)		(100%)	(43%)	(50%)	(50%)
4	1	4	9	Forehand winners	8	10	12	30
3	6	6	15	Backhand winners	3	6	4	13
8	13	8	29	Forced errors	13	16	19	48
5	9	6	20	Unforced errors	9	8	7	24
2/3	6/10	3/5	11/18	Net points won	4/7	3/6	2/3	9/16
(67%)	(60%)	(60%)	(61%)		(57%)	(50%)	(67%)	(56%)

	1 st Set						2 nd Set						3 rd Set																
ALCOTT Dylan (1)	*0	0	*1	1	*2	3	*4	4	*5	6	*0	0	*1	2	*2	2	*3	3	*3	3	*3	3	*4	5	*6	6			
VINK Niels	1	*2	2	*3	3	*3	3	*4	4	*4	1	*2	2	*2	3	*4	4	*5	6	*0	0	*1	2	*2	3	*4	4	*4	4

Note:
Total winners is the sum of total aces, service winners, forehand winners and backhand winners.

Legend:
W Winner * Server



Scorecard

スコアカード

W	ALCOTT Dylan (1)	AUS	6	3	6
	VINK Niels	NED	4	6	4
Match duration: 2h28min			40min	56min	52min

Court	Centre Court	Scoring Rule	Three tie-break sets
Chair Umpire	MROZINSKA Marta (POL)	Match Code	QS301
Started	18:11	Finished	20:39

1st Set

Game	Serving	DyAI	NiVi
Game 1	Dylan Alcott	0	1
Game 2	Niels Vink	0	2
Game 3	Dylan Alcott	1	2
Game 4	Niels Vink	1	3
Game 5	Dylan Alcott	2	3
Game 6	Niels Vink	3	3
Game 7	Dylan Alcott	4	3
Game 8	Niels Vink	4	4
Game 9	Dylan Alcott	5	4
Game 10	Niels Vink	6	4

2nd Set



Scorecard


























スコアカード

Game 1: Dylan Alcott Serving														DyAl	NiVi																																										
																								0	1	☀																															
54	55	56	57	58	59	60	61	62	63	64	65	66	67	68	69	70	71	72	73	74	75	76	77																																		
Game 2: Niels Vink Serving														DyAl	NiVi																																										
																								0	2																																
60	61	62	63	64	65	66	67	68	69	70	71	72	73	74	75	76	77	78	79	80	81	82	83																																		
Game 3: Dylan Alcott Serving														DyAl	NiVi																																										
																										1	2																														
66	67	68	69	70	71	72	73	74	75	76	77	78	79	80	81	82	83	84	85	86	87	88	89	90	91																																
Game 4: Niels Vink Serving														DyAl	NiVi																																										
																																		2	2	☀																					
78	79	80	81	82	83	84	85	86	87	88	89	90	91	92	93	94	95	96	97	98	99	100	101	102	103	104	105	106	107	108	109	110	111																								
Game 5: Dylan Alcott Serving														DyAl	NiVi																																										
																												2	3	☀																											
84	85	86	87	88	89	90	91	92	93	94	95	96	97	98	99	100	101	102	103	104	105	106	107	108	109	110	111																														
Game 6: Niels Vink Serving														DyAl	NiVi																																										
																										2	4																														
92	93	94	95	96	97	98	99	100	101	102	103	104	105	106	107	108	109	110	111	112	113	114	115	116	117																																
Game 7: Dylan Alcott Serving														DyAl	NiVi																																										
																										3	4																														
98	99	100	101	102	103	104	105	106	107	108	109	110	111	112	113	114	115	116	117	118	119	120	121	122	123																																
Game 8: Niels Vink Serving														DyAl	NiVi																																										
																																		3	5																						
112	113	114	115	116	117	118	119	120	121	122	123	124	125	126	127	128	129	130	131	132	133	134	135	136	137	138	139	140	141	142	143	144	145																								
Game 9: Dylan Alcott Serving														DyAl	NiVi																																										
																												3	6	☀																											
118	119	120	121	122	123	124	125	126	127	128	129	130	131	132	133	134	135	136	137	138	139	140	141	142	143	144	145																														
3rd Set																																																									
Game 1: Niels Vink Serving														DyAl	NiVi																																										
																						1	0	☀																																	
124	125	126	127	128	129	130	131	132	133	134	135	136	137	138	139	140	141	142	143	144	145																																				
Game 2: Dylan Alcott Serving														DyAl	NiVi																																										
																							2	0																																	
129	130	131	132	133	134	135	136	137	138	139	140	141	142	143	144	145	146	147	148	149	150	151																																			
Game 3: Niels Vink Serving														DyAl	NiVi																																										
																							2	1																																	
134	135	136	137	138	139	140	141	142	143	144	145	146	147	148	149	150	151	152	153	154	155	156																																			
Game 4: Dylan Alcott Serving														DyAl	NiVi																																										
																																																							2	2	☀
146	147	148	149	150	151	152	153	154	155	156	157	158	159	160	161	162	163	164	165	166	167	168	169	170	171	172	173	174	175	176	177	178	179	180	181	182	183	184	185	186	187	188	189	190	191	192	193	194	195	196	197	198	199	200			
Game 5: Niels Vink Serving														DyAl	NiVi																																										
																																																	3	2	☀						
152	153	154	155	156	157	158	159	160	161	162	163	164	165	166	167	168	169	170	171	172	173	174	175	176	177	178	179	180	181	182	183	184	185	186	187	188	189	190	191	192	193	194	195	196	197	198	199	200									



























Scorecard
スコアカード

























Game 6: Dylan Alcott Serving

																											
157	158	159	160																								
																						DyAI	NiVi				
																						3	3				


























Game 7: Niels Vink Serving

																										
161	162	163	164	165	166																					
																						DyAI	NiVi			
																						3	4			

























Game 8: Dylan Alcott Serving

																										
167	168	169	170	171	172	173	174																			
																						DyAI	NiVi			
																						4	4			

Game 9: Niels Vink Serving

																										
175	176	177	178	179																						
																						DyAI	NiVi			
																						5	4			

Game 10: Dylan Alcott Serving


																										
180	181	182	183	184	185	186	187	188	189																	
																						DyAI	NiVi			
																						6	4			

Incidents Summary:

Code of Conduct Violation: 1

Code Violation (Ball Abuse) on VINK, Niels (NED) in Set 2, Game 8, Point 4 at 19:42 on 31 August 2021

Time Violation: 0

Legend:	 Winner	 Point to receiver - 1st serve	 Point to server - 1st serve	 Double fault	 Point to receiver - 2nd serve	 Point to server - 2nd serve	 Service Break
----------------	--	---	---	--	---	---	---



Match Statistics

試合統計

	SUGENO Koji	JPN	2	3
W	SCHRODER Sam (2)	NED	6	6
Match duration: 1h14min			29min	45min

Centre Court

Chair Umpire: LAKHDHAR Yassine (TUN)

SUGENO Koji				SCHRODER Sam (2)			
1 st Set	2 nd Set	3 rd Set	Total	1 st Set	2 nd Set	3 rd Set	Total
0	0		0	Total aces	0	1	1
3	2		5	Double faults	4	2	6
0	0		0	Service winners	0	0	0
17/27	16/25		33/52	1st serve	13/20	19/28	32/48
(63%)	(64%)		(63%)	Aces on 1st serve	(65%)	(68%)	(67%)
0	0		0	Points won on 1st serve	0	1	1
8/17	4/16		12/33	2nd Serve	11/13	10/19	21/32
(47%)	(25%)		(36%)	Aces on 2nd Serve	(85%)	(53%)	(66%)
7/10	7/9		14/19	Points won on 2nd serve	3/7	7/9	10/16
(70%)	(78%)		(74%)	Total points won	(43%)	(78%)	(63%)
0	0		0	Receiving points won	0	0	0
3/10	2/9		5/19	Break point conversions	1/7	2/9	3/16
(30%)	(22%)		(26%)		(14%)	(22%)	(19%)
19	22		41		28	31	59
8/20	16/28		24/48	Forehand winners	16/27	19/25	35/52
(40%)	(57%)		(50%)	Backhand winners	(59%)	(76%)	(67%)
1/1	3/4		4/5	Forced errors	3/5	4/5	7/10
(100%)	(75%)		(80%)	Unforced errors	(60%)	(80%)	(70%)
4	5		9	Net points won	6	8	14
2	2		4		3	7	10
12	13		25		6	8	14
7	2		9		7	7	14
2/3	3/3		5/6		2/2	0/0	2/2
(67%)	(100%)		(83%)		(100%)	(0%)	(100%)

	1 st Set					2 nd Set											
SUGENO Koji	0	*1	1	*1	1	*1	2	*2	3	*3	3						
SCHRODER Sam (2)	*1	1	*2	3	*4	5	*5	6	*0	1	*2	3	*3	4	*4	5	*6

Note:

Total winners is the sum of total aces, service winners, forehand winners and backhand winners.

Legend:

W Winner * Server



Scorecard

スコアカード

	SUGENO Koji	JPN	2	3
W	SCHRODER Sam (2)	NED	6	6
Match duration: 1h14min			30min	44min

Court	Centre Court	Scoring Rule	Three tie-break sets
Chair Umpire	LAKHDHAR Yassine (TUN)	Match Code	QS302
Started	16:31	Finished	17:45

1st Set

Game	Serving	KoSu	SaSc
Game 1	Sam Schroder	0	1
Game 2	Koji Sugeno	1	1
Game 3	Sam Schroder	1	2
Game 4	Koji Sugeno	1	3
Game 5	Sam Schroder	1	4
Game 6	Koji Sugeno	1	5
Game 7	Sam Schroder	2	5
Game 8	Koji Sugeno	2	6

2nd Set

Game	Serving	KoSu	SaSc
Game 1	Sam Schroder	1	0
Game 2	Koji Sugeno	1	1



Scorecard

スコアカード

Game 3: Sam Schroder Serving														KoSu	SaSc
														1	2
57	58	59	60	61											
Game 4: Koji Sugeno Serving														KoSu	SaSc
														1	3
62	63	64	65												
Game 5: Sam Schroder Serving														KoSu	SaSc
														2	3
66	67	68	69	70											
Game 6: Koji Sugeno Serving														KoSu	SaSc
														2	4
71	72	73	74	75	76	77	78	79	80	81	82				
Game 7: Sam Schroder Serving														KoSu	SaSc
														3	4
83	84	85	86	87											
Game 8: Koji Sugeno Serving														KoSu	SaSc
														3	5
88	89	90	91	92											
Game 9: Sam Schroder Serving														KoSu	SaSc
														3	6
93	94	95	96	97	98	99	100								

Incidents Summary:

Code of Conduct Violation: 0

Time Violation: 0

Legend:					
	Winner		Double fault		Point to receiver - 2nd serve
	Ace - 1st serve		Point to receiver - 1st serve		Point to server - 2nd serve
					Point to server - 1st serve
					Service Break



Match Statistics

試合統計

W	VINK Niels	NED	6	6
	SUGENO Koji	JPN	1	4
Match duration: 1h14min			19min	55min

Centre Court

Chair Umpire: ZANON Emiliano (GEO)

VINK Niels				SUGENO Koji			
1 st Set	2 nd Set	3 rd Set	Total	1 st Set	2 nd Set	3 rd Set	Total
0	0		0	Total aces	0	0	0
0	1		1	Double faults	2	1	3
0	0		0	Service winners	0	0	0
13/15	29/40		42/55	1st serve	16/21	35/45	51/66
(87%)	(73%)		(76%)		(76%)	(78%)	(77%)
0	0		0	Aces on 1st serve	0	0	0
10/13	15/29		25/42	Points won on 1st serve	7/16	16/35	23/51
(77%)	(52%)		(60%)		(44%)	(46%)	(45%)
2/2	10/11		12/13	2nd Serve	3/5	9/10	12/15
(100%)	(91%)		(92%)		(60%)	(90%)	(80%)
0	0		0	Aces on 2nd Serve	0	0	0
2/2	7/11		9/13	Points won on 2nd serve	1/5	5/10	6/15
(100%)	(64%)		(69%)		(20%)	(50%)	(40%)
25	46		71	Total points won	11	39	50
13/21	24/45		37/66	Receiving points won	3/15	18/40	21/55
(62%)	(53%)		(56%)		(20%)	(45%)	(38%)
3/3	3/7		6/10	Break point conversions	0/0	2/4	2/4
(100%)	(43%)		(60%)		(0%)	(50%)	(50%)
7	7		14	Forehand winners	4	9	13
2	5		7	Backhand winners	0	3	3
4	21		25	Forced errors	11	25	36
3	6		9	Unforced errors	5	9	14
0/0	3/4		3/4	Net points won	2/2	3/5	5/7
(0%)	(75%)		(75%)		(100%)	(60%)	(71%)

	1 st Set						2 nd Set										
VINK Niels	0	*1	2	*3	4	*5	6	*1	2	*3	3	*3	4	*4	4	*5	6
SUGENO Koji	*1	1	*1	1	*1	1	*1	0	*0	0	*1	2	*2	3	*4	4	*4

Note:
Total winners is the sum of total aces, service winners, forehand winners and backhand winners.

Legend:
W Winner * Server



Scorecard

スコアカード

W	VINK Niels	NED	6	6
	SUGENO Koji	JPN	1	4
Match duration: 1h14min			20min	54min

Court	Centre Court	Scoring Rule	Three tie-break sets
Chair Umpire	ZANON Emiliano (GEO)	Match Code	QS402
Started	10:12	Finished	11:27

1st Set

Game	Serving	NiVi	KoSu
Game 1	Koji Sugeno	0	1
Game 2	Niels Vink	1	1
Game 3	Koji Sugeno	2	1
Game 4	Niels Vink	3	1
Game 5	Koji Sugeno	4	1
Game 6	Niels Vink	5	1
Game 7	Koji Sugeno	6	1

2nd Set

Game	Serving	NiVi	KoSu
Game 1	Niels Vink	1	0
Game 2	Koji Sugeno	2	0
Game 3	Niels Vink	3	0



Scorecard

スコアカード

Game 4: Koji Sugeno Serving

														NiVi	KoSu	
															3	1
58	59	60	61	62	63											

Game 5: Niels Vink Serving

														NiVi	KoSu	
															3	2
64	65	66	67	68	69	70	71									

Game 6: Koji Sugeno Serving

														NiVi	KoSu	
															4	2
72	73	74	75	76	77	78	79	80	81	82	83					

Game 7: Niels Vink Serving

														NiVi	KoSu	
															4	3
84	85	86	87	88	89	90	91	92	93	94	95					

Game 8: Koji Sugeno Serving

														NiVi	KoSu	
															4	4
96	97	98	99	100	101	102	103	104	105	106	107	108	109	110		

Game 9: Niels Vink Serving

														NiVi	KoSu	
															5	4
112	113	114	115	116												

Game 10: Koji Sugeno Serving

														NiVi	KoSu	
															6	4
117	118	119	120	121												

Incidents Summary:

Code of Conduct Violation: 0
Time Violation: 0

Legend:					
	Winner		Double fault		Point to receiver - 2nd serve
	Point to receiver - 1st serve		Point to server - 1st serve		Service Break
	Point to server - 2nd serve				



Match Statistics

試合統計

W	ALCOTT Dylan (1)	AUS	7	6
	SCHRODER Sam (2)	NED	6 (2)	1
Match duration: 1h33min			53min	40min

Centre Court

Chair Umpire: ANDERSON Ben (GBR)

ALCOTT Dylan (1)				SCHRODER Sam (2)				
1 st Set	2 nd Set	3 rd Set	Total		1 st Set	2 nd Set	3 rd Set	Total
1	0		1	Total aces	0	0		0
2	0		2	Double faults	0	4		4
0	0		0	Service winners	0	0		0
24/43	9/18		33/61	1st serve	29/37	24/40		53/77
(56%)	(50%)		(54%)		(78%)	(60%)		(69%)
1	0		1	Aces on 1st serve	0	0		0
16/24	4/9		20/33	Points won on 1st serve	15/29	13/24		28/53
(67%)	(44%)		(61%)		(52%)	(54%)		(53%)
17/19	9/9		26/28	2nd Serve	8/8	12/16		20/24
(89%)	(100%)		(93%)		(100%)	(75%)		(83%)
0	0		0	Aces on 2nd Serve	0	0		0
10/19	7/9		17/28	Points won on 2nd serve	5/8	3/16		8/24
(53%)	(78%)		(61%)		(63%)	(19%)		(33%)
43	35		78	Total points won	37	23		60
17/37	24/40		41/77	Receiving points won	17/43	7/18		24/61
(46%)	(60%)		(53%)		(40%)	(39%)		(39%)
2/2	4/9		6/11	Break point conversions	2/2	1/5		3/7
(100%)	(44%)		(55%)		(100%)	(20%)		(43%)
8	11		19	Forehand winners	13	6		19
10	6		16	Backhand winners	4	6		10
11	4		15	Forced errors	16	6		22
9	7		16	Unforced errors	8	12		20
5/10	3/6		8/16	Net points won	0/2	0/2		0/4
(50%)	(50%)		(50%)		(0%)	(0%)		(0%)

	1 st Set							2 nd Set							
ALCOTT Dylan (1)	*1	2*2	2*3	3*3	3*4	5*6	6	7	1*2	3*3	4*5	6			
SCHRODER Sam (2)	0*0	1*2	2*3	4*5	5*5	5*6	6(2)		*0	0*0	1*1	1*1			

Note:

Total winners is the sum of total aces, service winners, forehand winners and backhand winners.

Legend:

W Winner * Server



Scorecard スコアカード

W	ALCOTT Dylan (1)	AUS	7	6
	SCHRODER Sam (2)	NED	6 (2)	1
Match duration: 1h33min			53min	40min

Court	Centre Court	Scoring Rule	Three tie-break sets
Chair Umpire	ANDERSON Ben (GBR)	Match Code	QS401
Started	10:11	Finished	11:45























1st Set

Game	Serving	DyAI	SaSc
Game 1	Dylan Alcott	1	0
Game 2	Sam Schroder	2	0
Game 3	Dylan Alcott	2	1
Game 4	Sam Schroder	2	2
Game 5	Dylan Alcott	3	2
Game 6	Sam Schroder	3	3
Game 7	Dylan Alcott	3	4
Game 8	Sam Schroder	3	5
Game 9	Dylan Alcott	4	5
Game 10	Sam Schroder	5	5
Game 11	Dylan Alcott	6	5


























Scorecard スコアカード
























Game 12: Sam Schroder Serving

																							DyAI	SaSc		
67	68	69	70	71																					6	6

TB - Dylan Alcott

























																							DyAI	SaSc		
72			75	76			79	80																	7	6

TB - Sam Schroder
























																							DyAI	SaSc		
	73	74			77	78																			(7)	(2)

2nd Set

























Game 1: Sam Schroder Serving

																							DyAI	SaSc		
81	82	83	84	85	86	87	88																		1	0

























Game 2: Dylan Alcott Serving

																							DyAI	SaSc		
89	90	91	92	93	94	95	96																		2	0





















Game 3: Sam Schroder Serving

																							DyAI	SaSc		
97	98	99	100	101	102																				3	0
























Game 4: Dylan Alcott Serving

																							DyAI	SaSc		
103	104	105	106	107	108																				3	1

























Game 5: Sam Schroder Serving

																							DyAI	SaSc	
109	110	111	112	113	114	115	116	117	118	119	120	121	122	123	124	125	126	127	128					4	1

Game 6: Dylan Alcott Serving

																							DyAI	SaSc		
129	130	131	132																						5	1

Game 7: Sam Schroder Serving

																							DyAI	SaSc		
133	134	135	136	137	138																				6	1

Incidents Summary:

Code of Conduct Violation: 0
Time Violation: 0



Ariake Tennis Park

有明テニスの森

SAT 4 SEP 2021

Wheelchair Tennis

車いすテニス

Quad Singles

クアード シングルス

Gold Medal Match

決勝戦



Scorecard

スコアカード

Legend:							
TB	Tie-break	W	Winner		Double fault		Point to receiver - 2nd serve
	Point to server - 2nd serve		Ace - 1st serve		Point to receiver - 1st serve		Point to server - 1st serve
	Service Break						



Entry List by Event

種目ごとのエントリーリスト

As of WED 25 AUG 2021

Event Order	Ranking 23 AUG 2021	Name	NPC Code	Qualified Type	Seed
1	3	ALCOTT Dylan	AUS		1
	4	DAVIDSON Heath			
2	6	SCHRODER Sam	NED		2
	5	VINK Niels			
3	11	BARTEN Bryan	USA		
	1	WAGNER David			
4	10	COTTERILL Antony	GBR		
	2	LAPTHORNE Andy			
5	14	MOROISHI Mitsuteru	JPN		
	7	SUGENO Koji			
6	8	KIM Kyu-Seung	KOR		
	34	KIM Myung Je			
7	23	SAADON Yosi	ISR		
	19	WEINBERG Shraga			



Draw

ドロー

As of FRI 3 SEP 2021

Rank	Quarterfinals	Seed	NPC	Semifinals	Final
3	ALCOTT Dylan	(1)	AUS	ALCOTT D DAVIDSON H (1)	Gold: SCHRODER / VINK NED Silver: ALCOTT / DAVIDSON AUS Bronze: MOROISHI / SUGENO JPN
4	DAVIDSON Heath				
	BYE				
23	SAADON Yosi		ISR	MOROISHI M SUGENO K	ALCOTT D DAVIDSON H (1) 6-2 6-4 Gold Medal SCHRODER S VINK N (2) 6-4 6-3
19	WEINBERG Shraga				
14	MOROISHI Mitsuteru		JPN	7-5 6-2	SCHRODER S VINK N (2) 6-0 6-2
7	SUGENO Koji				
10	COTTERILL Antony		GBR	COTTERILL A LAPTHORNE A	MOROISHI M SUGENO K Bronze Medal MOROISHI M SUGENO K 7-5 3-6 7-5
2	LAPTHORNE Andy				
8	KIM Kyu-Seung		KOR	6-2 6-0	
34	KIM Myung Je				
11	BARTEN Bryan		USA	SCHRODER S VINK N (2)	
1	WAGNER David				
6	SCHRODER Sam	(2)	NED	6-2 6-1	
5	VINK Niels				

Note:
Ranking as of 23 AUG 2021.



Match Statistics

試合統計

	SAADON Yosi WEINBERG Shraga	ISR	5	2
W	MOROISHI Mitsuteru SUGENO Koji	JPN	7	6
Match duration: 1h55min			69min	46min

Court 2

Chair Umpire: LAKHDHAR Yassine (TUN)

SAADON Y/WEINBERG S				MOROISHI M/SUGENO K				
1 st Set	2 nd Set	3 rd Set	Total		1 st Set	2 nd Set	3 rd Set	Total
0	0		0	Total aces	0	1		1
0	0		0	Double faults	5	2		7
0	0		0	Service winners	0	0		0
34/66	10/19		44/85	1st serve	19/36	20/28		39/64
(52%)	(53%)		(52%)		(53%)	(71%)		(61%)
0	0		0	Aces on 1st serve	0	1		1
18/34	3/10		21/44	Points won on 1st serve	14/19	13/20		27/39
(53%)	(30%)		(48%)		(74%)	(65%)		(69%)
32/32	9/9		41/41	2nd Serve	12/17	6/8		18/25
(100%)	(100%)		(100%)		(71%)	(75%)		(72%)
0	0		0	Aces on 2nd Serve	0	0		0
15/32	4/9		19/41	Points won on 2nd serve	7/17	3/8		10/25
(47%)	(44%)		(46%)		(41%)	(38%)		(40%)
48	19		67	Total points won	54	28		82
15/36	12/28		27/64	Receiving points won	33/66	12/19		45/85
(42%)	(43%)		(42%)		(50%)	(63%)		(53%)
2/4	1/7		3/11	Break point conversions	3/10	3/4		6/14
(50%)	(14%)		(27%)		(30%)	(75%)		(43%)
5	8		13	Forehand winners	16	4		20
10	2		12	Backhand winners	3	0		3
10	6		16	Forced errors	11	3		14
25	16		41	Unforced errors	22	6		28

	1 st Set									2 nd Set										
Saadon/Weinberg	*1	1	*2	2	*3	4	*4	5	*5	5	*5	5	*1	1	*1	1	*1	2	*2	2
Moroishi/Sugeno	0	*1	1	*2	2	*2	3	*3	4	*5	6	*7	0	*1	2	*3	4	*4	5	*6

Note:

Total winners is the sum of total aces, service winners, forehand winners and backhand winners.

Legend:

W Winner * Server



Scorecard

スコアカード

	SAADON Yosi WEINBERG Shraga	ISR	5	2
W	MOROISHI Mitsuteru SUGENO Koji	JPN	7	6
Match duration: 1h56min			70min	46min

Court	Court 2	Scoring Rule	Three tie-break sets
Chair Umpire	LAKHDHAR Yassine (TUN)	Match Code	QD102
Started	21:34	Finished	23:30

1st Set


Game	Serving	Points	YS/SW	MM/KS
Game 1	Yosi Saadon	1-0	1	0
Game 2	Koji Sugeno	1-1	1	1
Game 3	Shraga Weinberg	2-1	2	1
Game 4	Mitsuteru Moroishi	2-2	2	2
Game 5	Yosi Saadon	3-2	3	2
Game 6	Koji Sugeno	4-2	4	2
Game 7	Shraga Weinberg	4-3	4	3
Game 8	Mitsuteru Moroishi	5-3	5	3
Game 9	Yosi Saadon	5-4	5	4
Game 10	Koji Sugeno	5-5	5	5



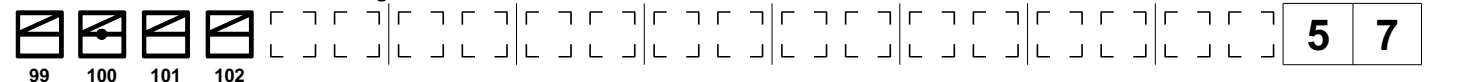
Scorecard

スコアカード

Game 11: Shraga Weinberg Serving



Game 12: Mitsuteru Moroishi Serving

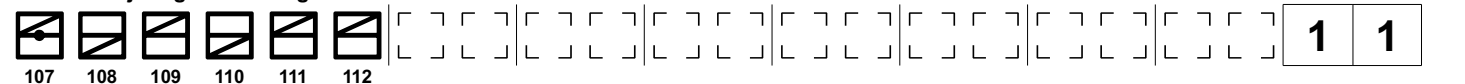


2nd Set

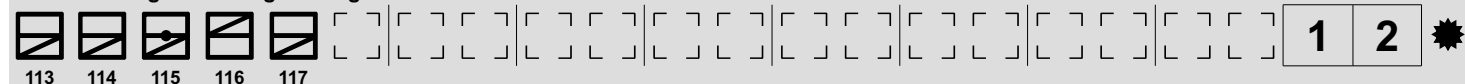
Game 1: Yosi Saadon Serving



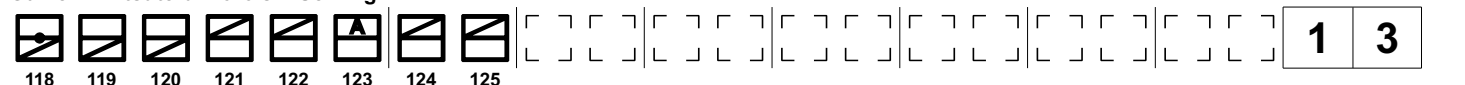
Game 2: Koji Sugeno Serving



Game 3: Shraga Weinberg Serving



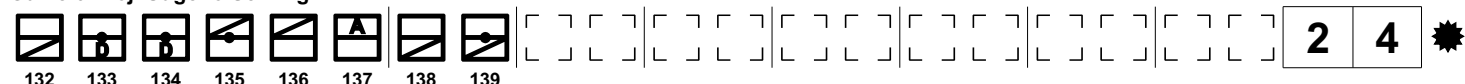
Game 4: Mitsuteru Moroishi Serving



Game 5: Yosi Saadon Serving



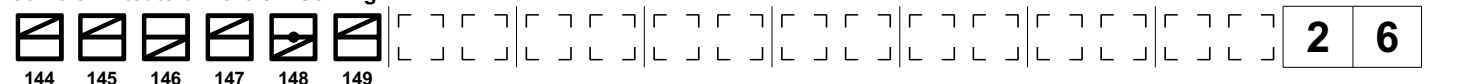
Game 6: Koji Sugeno Serving



Game 7: Shraga Weinberg Serving



Game 8: Mitsuteru Moroishi Serving



Incidents Summary:

Code of Conduct Violation: 0
Time Violation: 0



Ariake Tennis Park

有明テニスの森

FRI 27 AUG 2021

Wheelchair Tennis

車いすテニス

Quad Doubles

クアード ダブルス

Quarterfinals

準々決勝



Scorecard

スコアカード

Legend:							
W	Winner		Double fault		Point to receiver - 2nd serve		Point to server - 2nd serve
	Ace - 1st serve		Point to receiver - 1st serve		Point to server - 1st serve		Service Break



Match Statistics

試合統計

W	COTTERILL Antony LAPTHORNE Andy	GBR	6	6
	KIM Kyu-Seung KIM Myung Je	KOR	2	0
Match duration: 1h06min			38min	28min

Court 1

Chair Umpire: ESTEVEZ Patricio (ARG)

COTTERILL A/LAPTHORNE A				KIM KS/KIM MJ				
1 st Set	2 nd Set	3 rd Set	Total		1 st Set	2 nd Set	3 rd Set	Total
1	0		1	Total aces	0	0		0
1	2		3	Double faults	0	3		3
0	3		3	Service winners	0	0		0
24/32	10/20		34/52	1st serve	15/25	10/16		25/41
(75%)	(50%)		(65%)	Aces on 1st serve	0	0		0
0	0		0	Points won on 1st serve	8/15	4/10		12/25
15/24	9/10		24/34	2nd Serve	10/10	3/6		13/16
(63%)	(90%)		(71%)	Aces on 2nd Serve	0	0		0
7/8	8/10		15/18	Points won on 2nd serve	4/10	0/6		4/16
(88%)	(80%)		(83%)	Total points won	23	10		33
1	0		1	Receiving points won	11/32	6/20		17/52
6/8	5/10		11/18	Break point conversions	0/2	0/3		0/5
(75%)	(50%)		(61%)		(0%)	(0%)		(0%)
34	26		60	Forehand winners	2	1		3
13/25	12/16		25/41	Backhand winners	0	0		0
(52%)	(75%)		(61%)	Forced errors	11	6		17
2/2	3/3		5/5	Unforced errors	7	6		13
(100%)	(100%)		(100%)					
11	5		16					
4	6		10					
12	2		14					
9	7		16					

	1 st Set					2 nd Set							
Cotterill/Lapthorne	0*	1	2*	3	4*	5	6	1	2*	3*	4	5*	6
Kim/Kim	*1	1*	1*	1*	1*	2	2	*0	0*	0*	0*	0	0

Note:

Total winners is the sum of total aces, service winners, forehand winners and backhand winners.

Legend:

W Winner * Server



Scorecard

スコアカード

W	COTTERILL Antony LAPTHORNE Andy	GBR	6	6
	KIM Kyu-Seung KIM Myung Je	KOR	2	0
Match duration: 1h06min			39min	27min

Court	Court 1	Scoring Rule	Three tie-break sets
Chair Umpire	ESTEVEZ Patricio (ARG)	Match Code	QD103
Started	21:05	Finished	22:11

1st Set

Game	Serving	AC/AL	KK/MK
Game 1: Kyu-Seung Kim	Serving	0	1
Game 2: Andy Laphorne	Serving	1	1
Game 3: Myung Je Kim	Serving	2	1
Game 4: Antony Cotterill	Serving	3	1
Game 5: Kyu-Seung Kim	Serving	4	1
Game 6: Andy Laphorne	Serving	5	1
Game 7: Myung Je Kim	Serving	5	2
Game 8: Antony Cotterill	Serving	6	2

2nd Set

Game	Serving	AC/AL	KK/MK
Game 1: Kyu-Seung Kim	Serving	1	0
Game 2: Andy Laphorne	Serving	2	0



Scorecard

スコアカード

Game 3: Myung Je Kim Serving														AC/AL	KK/MK		
															3	0	
71	72	73	74	75													
Game 4: Antony Cotterill Serving														AC/AL	KK/MK		
															4	0	
76	77	78	79														
Game 5: Kyu-Seung Kim Serving														AC/AL	KK/MK		
															5	0	
80	81	82	83	84	85												
Game 6: Andy Laphorne Serving														AC/AL	KK/MK		
															6	0	
86	87	88	89	90	91	92	93										

Incidents Summary:

Code of Conduct Violation: 0
Time Violation: 0

Legend:							
	Winner		Ace - 2nd serve		Double fault		Point to receiver - 2nd serve
	Point to server - 2nd serve		Point to receiver - 1st serve		Point to server - 1st serve		Service Break



Match Statistics

試合統計

	BARTEN Bryan WAGNER David	USA	2	1
W	SCHRODER Sam VINK Niels (2)	NED	6	6
Match duration: 1h24min			49min	35min

Centre Court

Chair Umpire: BURKA Fernanda (ARG)

BARTEN B/WAGNER D				SCHRODER S/VINK N (2)				
1 st Set	2 nd Set	3 rd Set	Total		1 st Set	2 nd Set	3 rd Set	Total
0	0		0	Total aces	0	0		0
3	1		4	Double faults	3	4		7
0	0		0	Service winners	0	0		0
24/37	9/17		33/54	1st serve	17/22	12/23		29/45
(65%)	(53%)		(61%)	Aces on 1st serve	(77%)	(52%)		(64%)
0	0		0	Points won on 1st serve	0	0		0
10/24	1/9		11/33	2nd Serve	11/17	10/12		21/29
(42%)	(11%)		(33%)	Aces on 2nd Serve	(65%)	(83%)		(72%)
10/13	7/8		17/21	Points won on 2nd serve	2/5	7/11		9/16
(77%)	(88%)		(81%)	Total points won	(40%)	(64%)		(56%)
0	0		0	Receiving points won	0	0		0
4/13	4/8		8/21	Break point conversions	2/5	4/11		6/16
(31%)	(50%)		(38%)		(40%)	(36%)		(38%)
23	14		37		36	26		62
9/22	9/23		18/45	Forehand winners	23/37	12/17		35/54
(41%)	(39%)		(40%)	Backhand winners	(62%)	(71%)		(65%)
2/2	1/2		3/4	Forced errors	4/10	3/3		7/13
(100%)	(50%)		(75%)	Unforced errors	(40%)	(100%)		(54%)
1	2		3		7	5		12
2	1		3		2	3		5
13	14		27		10	4		14
14	4		18		10	7		17

	1 st Set					2 nd Set				
Barten/Wagner	0*	0*	1*	2*	2	0*	1*	1*	1*	1
Schroder/Vink (2)	*1	2*	3	4*	5*	*1	2*	3*	4*	5*

Note:

Total winners is the sum of total aces, service winners, forehand winners and backhand winners.

Legend:

W Winner

*

Server



Scorecard

スコアカード

	BARTEN Bryan WAGNER David	USA	2	1
W	SCHRODER Sam VINK Niels (2)	NED	6	6
Match duration: 1h24min			49min	35min

Court	Centre Court	Scoring Rule	Three tie-break sets
Chair Umpire	BURKA Fernanda (ARG)	Match Code	QD104
Started	16:18	Finished	17:43

1st Set

Game 1: Niels Vink Serving													BB/DW	SS/NV	0	1
1	2	3	4													
Game 2: David Wagner Serving													BB/DW	SS/NV	0	2
5	6	7	8	9	10	11	12									
Game 3: Sam Schroder Serving													BB/DW	SS/NV	0	3
13	14	15	16													
Game 4: Bryan Barten Serving													BB/DW	SS/NV	0	4
17	18	19	20	21	22	23	24	25	26	27	28					
Game 5: Niels Vink Serving													BB/DW	SS/NV	1	4
29	30	31	32	33	34	35	36									
Game 6: David Wagner Serving													BB/DW	SS/NV	1	5
37	38	39	40	41												
Game 7: Sam Schroder Serving													BB/DW	SS/NV	2	5
42	43	44	45	46	47											
Game 8: Bryan Barten Serving													BB/DW	SS/NV	2	6
48	49	50	51	52	53	54	55	56	57	58	59					

2nd Set

















Game 1: Niels Vink Serving													BB/DW	SS/NV	0	1
60	61	62	63	64	65											
Game 2: David Wagner Serving													BB/DW	SS/NV	0	2
66	67	68	69	70	71											



















Scorecard

スコアカード

Game 3: Sam Schroder Serving

														BB/DW	SS/NV		
															1	2	
72	73	74	75	76	77												

















Game 4: Bryan Barten Serving

														BB/DW	SS/NV		
															1	3	
78	79	80	81	82	83												
















Game 5: Niels Vink Serving

														BB/DW	SS/NV		
															1	4	
84	85	86	87	88	89												

Game 6: David Wagner Serving

														BB/DW	SS/NV		
															1	5	
90	91	92	93	94													








Game 7: Sam Schroder Serving

														BB/DW	SS/NV		
															1	6	
95	96	97	98	99													

Incidents Summary:

Code of Conduct Violation: 0

Time Violation: 0

Legend:							
	Winner		Double fault		Point to receiver - 2nd serve		Point to server - 2nd serve
	Point to receiver - 1st serve		Point to server - 1st serve		Service Break		



Match Statistics

試合統計

W	ALCOTT Dylan DAVIDSON Heath (1)	AUS	6	6
	MOROISHI Mitsuteru SUGENO Koji	JPN	2	4
Match duration: 1h28min			37min	51min

Court 1

Chair Umpire: LOUHOS Harri (FIN)

ALCOTT D/DAVIDSON H (1)				MOROISHI M/SUGENO K				
1 st Set	2 nd Set	3 rd Set	Total		1 st Set	2 nd Set	3 rd Set	Total
2	0		2	Total aces	0	0		0
3	1		4	Double faults	3	1		4
2	2		4	Service winners	0	0		0
15/26	15/25		30/51	1st serve	19/27	27/35		46/62
(58%)	(60%)		(59%)		(70%)	(77%)		(74%)
0	0		0	Aces on 1st serve	0	0		0
10/15	9/15		19/30	Points won on 1st serve	7/19	12/27		19/46
(67%)	(60%)		(63%)		(37%)	(44%)		(41%)
8/11	9/10		17/21	2nd Serve	5/8	7/8		12/16
(73%)	(90%)		(81%)		(63%)	(88%)		(75%)
2	0		2	Aces on 2nd Serve	0	0		0
5/11	7/10		12/21	Points won on 2nd serve	2/8	3/8		5/16
(45%)	(70%)		(57%)		(25%)	(38%)		(31%)
33	36		69	Total points won	20	24		44
18/27	20/35		38/62	Receiving points won	11/26	9/25		20/51
(67%)	(57%)		(61%)		(42%)	(36%)		(39%)
3/7	3/7		6/14	Break point conversions	1/2	2/2		3/4
(43%)	(43%)		(43%)		(50%)	(100%)		(75%)
6	11		17	Forehand winners	0	4		4
1	6		7	Backhand winners	1	4		5
5	8		13	Forced errors	8	7		15
14	8		22	Unforced errors	14	10		24

	1 st Set					2 nd Set				
Alcott/Davidson (1)	1*2	3*4	5*5	5*6		1*2	3*3	3*3	3*4	5*6
Moroishi/Sugeno	*0	0*0	0*0	1*2	2	*0	0*0	1*2	3*4	4*4

Note:

Total winners is the sum of total aces, service winners, forehand winners and backhand winners.

Legend:

W Winner * Server



Scorecard

スコアカード

W	ALCOTT Dylan DAVIDSON Heath (1)	AUS	6	6
	MOROISHI Mitsuteru SUGENO Koji	JPN	2	4
Match duration: 1h28min			38min	50min

Court	Court 1	Scoring Rule	Three tie-break sets
Chair Umpire	LOUHOS Harri (FIN)	Match Code	QD201
Started	19:17	Finished	20:46

1st Set

Game	Serving	DA/HD	MM/KS
Game 1: Koji Sugeno Serving		1	0
Game 2: Dylan Alcott Serving		2	0
Game 3: Mitsuteru Moroishi Serving		3	0
Game 4: Heath Davidson Serving		4	0
Game 5: Koji Sugeno Serving		5	0
Game 6: Dylan Alcott Serving		5	1
Game 7: Mitsuteru Moroishi Serving		5	2
Game 8: Heath Davidson Serving		6	2

2nd Set

Game 1: Koji Sugeno Serving		1	0
Game 2: Dylan Alcott Serving		2	0



Scorecard




スコアカード

Game	Serving	DA/HD	MM/KS
Game 3	Mitsuteru Moroishi	3	0
Game 4	Heath Davidson	3	1
Game 5	Koji Sugeno	3	2
Game 6	Dylan Alcott	3	3
Game 7	Mitsuteru Moroishi	3	4
Game 8	Heath Davidson	4	4
Game 9	Koji Sugeno	5	4
Game 10	Dylan Alcott	6	4

Incidents Summary:

Code of Conduct Violation: 0
Time Violation: 0

Legend:

W Winner		Ace - 2nd serve		Double fault		Point to receiver - 2nd serve	
	Point to server - 2nd serve		Ace - 1st serve		Point to receiver - 1st serve		Point to server - 1st serve
	Service Break						



Match Statistics

試合統計

	COTTERILL Antony LAPTHORNE Andy	GBR	0	2
W	SCHRODER Sam VINK Niels (2)	NED	6	6
Match duration: 1h01min			24min	37min

Court 1

Chair Umpire: DUANGPINKUM Amorn (THA)

COTTERILL A/LAPTHORNE A				SCHRODER S/VINK N (2)				
1 st Set	2 nd Set	3 rd Set	Total		1 st Set	2 nd Set	3 rd Set	Total
0	0		0	Total aces	0	1		1
2	1		3	Double faults	0	0		0
0	0		0	Service winners	0	0		0
12/16	9/21		21/37	1st serve	17/20	16/25		33/45
(75%)	(43%)		(57%)		(85%)	(64%)		(73%)
0	0		0	Aces on 1st serve	0	1		1
3/12	5/9		8/21	Points won on 1st serve	11/17	10/16		21/33
(25%)	(56%)		(38%)		(65%)	(63%)		(64%)
2/4	11/12		13/16	2nd Serve	3/3	9/9		12/12
(50%)	(92%)		(81%)		(100%)	(100%)		(100%)
0	0		0	Aces on 2nd Serve	0	0		0
1/4	5/12		6/16	Points won on 2nd serve	3/3	9/9		12/12
(25%)	(42%)		(38%)		(100%)	(100%)		(100%)
10	16		26	Total points won	26	30		56
6/20	6/25		12/45	Receiving points won	12/16	11/21		23/37
(30%)	(24%)		(27%)		(75%)	(52%)		(62%)
0/0	0/0		0/0	Break point conversions	3/5	2/2		5/7
(0%)	(0%)		(0%)		(60%)	(100%)		(71%)
2	0		2	Forehand winners	8	2		10
2	0		2	Backhand winners	1	4		5
8	10		18	Forced errors	2	8		10
9	13		22	Unforced errors	4	8		12

	1 st Set			2 nd Set		
Cotterill/Lapthorne	0*	0	0*	0*	0	0*
Schroder/Vink (2)	*1	2*	3	4*	5	6

Note:

Total winners is the sum of total aces, service winners, forehand winners and backhand winners.

Legend:

W Winner

*

Server



Scorecard

スコアカード

	COTTERILL Antony LAPTHORNE Andy	GBR	0	2
W	SCHRODER Sam VINK Niels (2)	NED	6	6
Match duration: 1h01min			24min	37min

Court	Court 1	Scoring Rule	Three tie-break sets
Chair Umpire	DUANGPINKUM Amorn (THA)	Match Code	QD202
Started	21:13	Finished	22:15

1st Set

Game	Serving	AC/AL	SS/NV
Game 1	Niels Vink	0	1
Game 2	Andy Laphorne	0	2
Game 3	Sam Schroder	0	3
Game 4	Antony Cotterill	0	4
Game 5	Niels Vink	0	5
Game 6	Andy Laphorne	0	6

2nd Set

Game	Serving	AC/AL	SS/NV
Game 1	Sam Schroder	0	1
Game 2	Antony Cotterill	1	1
Game 3	Niels Vink	1	2
Game 4	Andy Laphorne	2	2



Scorecard

スコアカード

Game 5: Sam Schroder Serving

										AC/AL	SS/IV	
											2	3
64	65	66	67	68								

Game 6: Antony Cotterill Serving

										AC/AL	SS/IV		
											2	4	
69	70	71	72	73									

Game 7: Niels Vink Serving

										AC/AL	SS/IV	
											2	5
74	75	76	77									

Game 8: Andy Laphorne Serving

										AC/AL	SS/IV		
											2	6	
78	79	80	81	82									

Incidents Summary:

Code of Conduct Violation: 0
Time Violation: 0

Legend:

Winner	Double fault	Point to receiver - 2nd serve	Point to server - 2nd serve
Ace - 1st serve	Point to receiver - 1st serve	Point to server - 1st serve	Service Break



Match Statistics

試合統計

W	MOROISHI Mitsuteru SUGENO Koji	JPN	7	3	7
	COTTERILL Antony LAPTHORNE Andy	GBR	5	6	5
Match duration: 3h04min			66min	49min	69min

Centre Court

Chair Umpire: McALEER Matthew (AUS)

MOROISHI M/SUGENO K				COTTERILL A/LAPTHORNE A				
1 st Set	2 nd Set	3 rd Set	Total		1 st Set	2 nd Set	3 rd Set	Total
1	0	0	1	Total aces	0	0	1	1
2	3	5	10	Double faults	1	1	0	2
0	0	0	0	Service winners	0	1	0	1
28/39	25/31	29/41	82/111	1st serve	32/38	32/40	31/41	95/119
(72%)	(81%)	(71%)	(74%)	Aces on 1st serve	(84%)	(80%)	(76%)	(80%)
1	0	0	1	Points won on 1st serve	0	0	1	1
17/28	12/25	18/29	47/82	2nd Serve	17/32	19/32	16/31	52/95
(61%)	(48%)	(62%)	(57%)	Aces on 2nd Serve	(53%)	(59%)	(52%)	(55%)
9/11	3/6	7/12	19/29	Points won on 2nd serve	5/6	7/8	10/10	22/24
(82%)	(50%)	(58%)	(66%)	Total points won	(83%)	(88%)	(100%)	(92%)
0	0	0	0	Receiving points won	0	0	0	0
5/11	1/6	5/12	11/29	Break point conversions	3/6	2/8	5/10	10/24
(45%)	(17%)	(42%)	(38%)		(50%)	(25%)	(50%)	(42%)
40	32	43	115	Total points won	37	39	39	115
18/38	19/40	20/41	57/119	Forehand winners	17/39	18/31	18/41	53/111
(47%)	(48%)	(49%)	(48%)	Backhand winners	(44%)	(58%)	(44%)	(48%)
3/5	2/7	3/5	8/17	Forced errors	2/7	3/6	2/4	7/17
(60%)	(29%)	(60%)	(47%)	Unforced errors	(29%)	(50%)	(50%)	(41%)
9	6	11	26		4	6	10	20
2	1	5	8		4	9	6	19
20	15	11	46		19	15	17	51
9	8	11	28		9	10	10	29

	1 st Set							2 nd Set							3 rd Set													
Moroishi/Sugeno	0*	1	2*	3*	4	4*	4	4*	5	6*	7	1*	1*	2*	2*	3*	3	*1	1*	2*	2*	3*	4*	5	5*	6	7	
Cotterill/Lapthorne	*1	1*	2*	2*	3*	4	4*	5	5*	5	*0	1*	2*	2*	3*	4*	5*	6	0*	1	2*	2*	3*	4*	4*	5*	5	5

Note:
Total winners is the sum of total aces, service winners, forehand winners and backhand winners.

Legend:
W Winner * Server



Scorecard

スコアカード

W	MOROISHI Mitsuteru SUGENO Koji	JPN	7	3	7
	COTTERILL Antony LAPTHORNE Andy	GBR	5	6	5
Match duration: 3h00min			62min	49min	69min

Court	Centre Court	Scoring Rule	Three tie-break sets
Chair Umpire	McALEER Matthew (AUS)	Match Code	QD302
Started	20:47	Finished	02:01

1st Set

Game	Serving	MM/KS	AC/AL
Game 1	Andy Laphorne	0	1
Game 2	Koji Sugeno	1	1
Game 3	Antony Cotterill	2	1
Game 4	Mitsuteru Moroishi	2	2
Game 5	Andy Laphorne	3	2
Game 6	Koji Sugeno	4	2
Game 7	Antony Cotterill	4	3
Game 8	Mitsuteru Moroishi	4	4
Game 9	Andy Laphorne	4	5
Game 10	Koji Sugeno	5	5



Scorecard

スコアカード

Game 11: Antony Cotterill Serving														MM/KS	AC/AL							
																				6	5	☀
66	67	68	69	70	71	72	73	74	75	76	77	78	79	80	81	82	83	84	85			

Game 12: Mitsuteru Moroishi Serving														MM/KS	AC/AL	
														7	5	
72	73	74	75	76	77	78	79	80	81	82	83	84	85			

2nd Set

Game 1: Andy Laphorne Serving														MM/KS	AC/AL	
														1	0	☀
78	79	80	81	82	83	84	85	86	87	88	89	90	91			

Game 2: Koji Sugeno Serving														MM/KS	AC/AL	
														1	1	☀
86	87	88	89	90	91	92	93	94	95	96	97	98	99			

Game 3: Antony Cotterill Serving														MM/KS	AC/AL	
														1	2	
92	93	94	95	96	97	98	99	100	101	102	103	104	105			

Game 4: Mitsuteru Moroishi Serving														MM/KS	AC/AL			
																2	2	
100	101	102	103	104	105	106	107	108	109	110	111	112	113	114	115			

Game 5: Andy Laphorne Serving														MM/KS	AC/AL											
																								2	3	
106	107	108	109	110	111	112	113	114	115	116	117	118	119	120	121	122	123	124	125	126	127	128	129			

Game 6: Koji Sugeno Serving														MM/KS	AC/AL	
														2	4	☀
116	117	118	119	120	121	122	123	124	125	126	127	128	129			

Game 7: Antony Cotterill Serving														MM/KS	AC/AL						
																			3	4	☀
130	131	132	133	134	135	136	137	138	139	140	141	142	143	144	145	146	147	148			

Game 8: Mitsuteru Moroishi Serving														MM/KS	AC/AL										
																							3	5	☀
138	139	140	141	142	143	144	145	146	147	148	149	150	151	152	153	154	155	156	157	158	159	160			

Game 9: Andy Laphorne Serving														MM/KS	AC/AL					
																		3	6	
143	144	145	146	147	148	149	150	151	152	153	154	155	156	157	158	159	160			

3rd Set

Game 1: Mitsuteru Moroishi Serving														MM/KS	AC/AL				
																	1	0	
149	150	151	152	153	154	155	156	157	158	159	160	161	162	163	164	165			

Game 2: Andy Laphorne Serving														MM/KS	AC/AL												
																									1	1	
161	162	163	164	165	166	167	168	169	170	171	172	173	174	175	176	177	178	179	180	181	182	183	184	185			



Scorecard

スコアカード

Game	Serving	MM/KS	AC/AL
Game 3: Koji Sugeno	Serving	1	2
Game 4: Antony Cotterill	Serving	2	2
Game 5: Mitsuteru Moroishi	Serving	3	2
Game 6: Andy Laphorne	Serving	3	3
Game 7: Koji Sugeno	Serving	3	4
Game 8: Antony Cotterill	Serving	4	4
Game 9: Mitsuteru Moroishi	Serving	5	4
Game 10: Andy Laphorne	Serving	5	5
Game 11: Koji Sugeno	Serving	6	5
Game 12: Antony Cotterill	Serving	7	5

Incidents Summary:

Code of Conduct Violation: 1

Code Violation (Ball Abuse) on COTTERILL, Antony (GBR) /LAPTHORNE, Andy (GBR) in Set 3, Game 12, Point 5 at 02:00 on 02 September 2021

Time Violation: 0



Ariake Tennis Park

有明テニスの森

WED 1 SEP 2021

Wheelchair Tennis

車いすテニス

Quad Doubles

クアード ダブルス

Bronze Medal Match

3位決定戦



Scorecard

スコアカード

Legend:							
W	Winner		Double fault		Point to receiver - 2nd serve		Point to server - 2nd serve
	Ace - 1st serve		Point to receiver - 1st serve		Point to server - 1st serve		Service Break



Match Statistics

試合統計

	ALCOTT Dylan DAVIDSON Heath (1)	AUS	4	3
W	SCHRODER Sam VINK Niels (2)	NED	6	6
Match duration: 1h39min			44min	55min

Centre Court

Chair Umpire: OTA Kinuka (JPN)

ALCOTT D/DAVIDSON H (1)				SCHRODER S/VINK N (2)				
1 st Set	2 nd Set	3 rd Set	Total		1 st Set	2 nd Set	3 rd Set	Total
0	0		0	Total aces	1	0		1
1	2		3	Double faults	0	0		0
0	1		1	Service winners	0	1		1
27/30	27/33		54/63	1st serve	20/27	15/27		35/54
(90%)	(82%)		(86%)	Aces on 1st serve	(74%)	(56%)		(65%)
0	0		0	Points won on 1st serve	12/20	12/15		24/35
17/27	15/27		32/54	2nd Serve	(60%)	(80%)		(69%)
(63%)	(56%)		(59%)		7/7	12/12		19/19
2/3	4/6		6/9	Aces on 2nd Serve	(100%)	(100%)		(100%)
(67%)	(67%)		(67%)	Points won on 2nd serve	0	0		0
0	0		0	Total points won	6/7	8/12		14/19
1/3	2/6		3/9		(86%)	(67%)		(74%)
(33%)	(33%)		(33%)	Receiving points won	30	36		66
27	24		51		12/30	16/33		28/63
9/27	7/27		16/54	Break point conversions	(40%)	(48%)		(44%)
(33%)	(26%)		(30%)		2/4	2/7		4/11
1/1	1/1		2/2	Forehand winners	(50%)	(29%)		(36%)
(100%)	(100%)		(100%)		5	8		13
2	3		5	Backhand winners	4	4		8
2	0		2	Forced errors	17	11		28
10	17		27	Unforced errors	6	9		15
10	6		16					

	1 st Set							2 nd Set											
Alcott/Davidson (1)	0	*1	1	*2	3	*3	3	*4	4	*4	0	*1	1	*1	1	*2	3	*3	3
Schroder/Vink (2)	*1	1	*2	2	*2	3	*4	4	*5	6	*1	1	*2	3	*4	4	*4	5	*6

Note:

Total winners is the sum of total aces, service winners, forehand winners and backhand winners.

Legend:

W Winner * Server



Scorecard

スコアカード

	ALCOTT Dylan DAVIDSON Heath (1)	AUS	4	3
W	SCHRODER Sam VINK Niels (2)	NED	6	6
Match duration: 2h02min			67min	55min

Court	Centre Court	Scoring Rule	Three tie-break sets
Chair Umpire	OTA Kinuka (JPN)	Match Code	QD301
Started	20:44	Finished	22:47

1st Set

Game	Serving	DA/HD	SS/NV
Game 1	Niels Vink	0	1
Game 2	Dylan Alcott	1	1
Game 3	Sam Schroder	1	2
Game 4	Heath Davidson	2	2
Game 5	Niels Vink	3	2
Game 6	Dylan Alcott	3	3
Game 7	Sam Schroder	3	4
Game 8	Heath Davidson	4	4
Game 9	Niels Vink	4	5
Game 10	Dylan Alcott	4	6

2nd Set



Scorecard

スコアカード

Game 1: Niels Vink Serving														DA/HD	SS/NV
														0	1
58	59	60	61												
Game 2: Dylan Alcott Serving														DA/HD	SS/NV
														1	1
62	63	64	65	66	67	68	69								
Game 3: Sam Schroder Serving														DA/HD	SS/NV
														1	2
70	71	72	73												
Game 4: Heath Davidson Serving														DA/HD	SS/NV
														1	3
74	75	76	77	78	79	80	81	82	83	84	85	86	87		
Game 5: Niels Vink Serving														DA/HD	SS/NV
														1	4
88	89	90	91												
Game 6: Dylan Alcott Serving														DA/HD	SS/NV
														2	4
92	93	94	95	96											
Game 7: Sam Schroder Serving														DA/HD	SS/NV
														3	4
97	98	99	100	101	102	103	104	105	106						
Game 8: Heath Davidson Serving														DA/HD	SS/NV
														3	5
107	108	109	110	111	112										
Game 9: Niels Vink Serving														DA/HD	SS/NV
														3	6
113	114	115	116	117											

Incidents Summary:

Code of Conduct Violation: 0
Time Violation: 0

Legend:					
	Winner		Double fault		Point to receiver - 2nd serve
	Ace - 1st serve		Point to receiver - 1st serve		Point to server - 2nd serve
			Point to server - 1st serve		Service Break

