

**Competition Schedule**

As of FRI 25 JUN 2021

Date	Start Time	Game	Location
SAT 19 JUN	12:00	Preliminary Round - Group A, Game 1 KOR vs CZE	Ostravar Arena
	15:00	Preliminary Round - Group A, Game 2 USA vs CAN	Ostravar Arena
	18:10	Preliminary Round - Group B, Game 3 NOR vs ITA	Ostravar Arena
	21:15	Preliminary Round - Group B, Game 4 RPC vs SVK	Ostravar Arena
SUN 20 JUN	11:15	Preliminary Round - Group A, Game 5 CAN vs KOR	Ostravar Arena
	14:30	Preliminary Round - Group A, Game 6 CZE vs USA	Ostravar Arena
	17:30	Preliminary Round - Group B, Game 7 ITA vs RPC	Ostravar Arena
	21:00	Preliminary Round - Group B, Game 8 SVK vs NOR	Ostravar Arena
TUE 22 JUN	10:30	Preliminary Round - Group B, Game 9 NOR vs RPC	Ostravar Arena
	14:15	Preliminary Round - Group A, Game 10 CAN vs CZE	Ostravar Arena
	17:30	Preliminary Round - Group B, Game 11 ITA vs SVK	Ostravar Arena
	20:45	Preliminary Round - Group A, Game 12 USA vs KOR	Ostravar Arena
WED 23 JUN	14:15	Quarterfinals, Game 13 RPC vs CZE	Ostravar Arena
	17:30	Quarterfinals, Game 14 NOR vs KOR	Ostravar Arena
	20:45	Classification Games (7-8), Game 15 SVK vs ITA	Ostravar Arena
FRI 25 JUN	13:45	Semifinals, Game 16 USA vs KOR	Ostravar Arena
	17:00	Semifinals, Game 17 RPC vs CAN	Ostravar Arena
	20:30	Classification Games (5-6), Game 18 NOR vs CZE	Ostravar Arena
SAT 26 JUN	17:45	* Bronze Medal Game - Game 19 RPC vs KOR	Ostravar Arena
	21:00	* Gold Medal Game - Game 20 CAN vs USA	Ostravar Arena



## Tournament Progress

As of SAT 26 JUN 2021

### Group A

Rank	Team	GP	W	OTW	OTL	L	GDF	GF:GA	PTS
1	CAN	3	3	0	0	0	+19	20 : 1	9
2	USA	3	2	0	0	1	+11	13 : 2	6
3	KOR	3	1	0	0	2	-14	2 : 16	3
4	CZE	3	0	0	0	3	-16	0 : 16	0

### Group B

Rank	Team	GP	W	OTW	OTL	L	GDF	GF:GA	PTS
1	RPC	3	3	0	0	0	+33	34 : 1	9
2	NOR	3	1	1	0	1	-15	8 : 23	5
3	SVK	3	1	0	0	2	-6	5 : 11	3
4	ITA	3	0	0	1	2	-12	4 : 16	1

Game	Group	Date	Time	Teams	Results	1	2	3	OT	PSS	Venue
1	A	SAT 19 JUN	12:00 GMT+2	KOR - CZE	2 - 0	1-0	1-0	0-0			Ostravar Arena
2	A	SAT 19 JUN	15:00 GMT+2	USA - CAN	1 - 2	0-0	0-2	1-0			Ostravar Arena
3	B	SAT 19 JUN	18:10 GMT+2	NOR - ITA	4 - 3	2-0	0-0	1-3	0-0	1-0	Ostravar Arena
4	B	SAT 19 JUN	21:15 GMT+2	RPC - SVK	7 - 0	3-0	3-0	1-0			Ostravar Arena
5	A	SUN 20 JUN	11:15 GMT+2	CAN - KOR	8 - 0	3-0	3-0	2-0			Ostravar Arena
6	A	SUN 20 JUN	14:30 GMT+2	CZE - USA	0 - 4	0-0	0-2	0-2			Ostravar Arena
7	B	SUN 20 JUN	17:30 GMT+2	ITA - RPC	0 - 9	0-5	0-1	0-3			Ostravar Arena
8	B	SUN 20 JUN	21:00 GMT+2	SVK - NOR	2 - 3	1-2	1-0	0-1			Ostravar Arena
9	B	TUE 22 JUN	10:30 GMT+2	NOR - RPC	1 - 18	1-8	0-0	0-10			Ostravar Arena
10	A	TUE 22 JUN	14:15 GMT+2	CAN - CZE	10 - 0	4-0	5-0	1-0			Ostravar Arena
11	B	TUE 22 JUN	17:30 GMT+2	ITA - SVK	1 - 3	0-0	0-1	1-2			Ostravar Arena
12	A	TUE 22 JUN	20:45 GMT+2	USA - KOR	8 - 0	3-0	4-0	1-0			Ostravar Arena

**Note:**

Rank within each group is based on points. For tie-break rules see 'Competition Format and Rules'.

**Legend:**

<b>1</b>	1st period	<b>2</b>	2nd period	<b>3</b>	3rd period	<b>GA</b>	Goals against	<b>GDF</b>	Goal difference
<b>GF</b>	Goals for	<b>GP</b>	Games played	<b>PSS</b>	Penalty shot shootout	<b>L</b>	Losses	<b>OT</b>	Overtime
<b>OTL</b>	Overtime loss	<b>OTW</b>	Overtime win	<b>PTS</b>	Points	<b>W</b>	Wins		



**ICE HOCKEY**  
**WORLD PARA ICE HOCKEY CHAMPIONSHIPS**  
**PLAY-OFFS**



## TOURNAMENT PROGRESS

As of SAT 26 JUN 2021

Quarterfinals	Semifinals	Finals	
<b>RPC</b> 7 Game #13 JUN 23 14:15 <b>CZE</b> 0	<b>CAN</b> 2 Game #17 JUN 25 17:00 <b>RPC</b> 1	<b>CAN</b> 1 Game #20 JUN 26 21:00 Gold Medal Game <b>USA</b> 5	<b>USA</b> <b>Gold Medal Winner</b>
<b>NOR</b> 1 Game #14 JUN 23 17:30 <b>KOR</b> 2	<b>USA</b> 9 Game #16 JUN 25 13:45 <b>KOR</b> 0	<b>USA</b> 5 <b>Canada</b> <b>Silver Medal Winner</b>	
		<b>RPC</b> 7 Game #19 JUN 26 17:45 Bronze Medal Game <b>KOR</b> 0	<b>RPC</b> <b>Bronze Medal Winner</b>

Final Ranking		
Gold	USA	USA
Silver	CAN	Canada
Bronze	RPC	RPC
4	KOR	Korea
5	CZE	Czech Republic
6	NOR	Norway
7	ITA	Italy
8	SVK	Slovakia

Game	Round	Date	Time	Teams	Results	1	2	3	OT	PSS	Venue
13	QF	WED 23 JUN	14:15 GMT+2	RPC - CZE	7 - 0	4 - 0	2 - 0	1 - 0			Ostravar Arena
14	QF	WED 23 JUN	17:30 GMT+2	NOR - KOR	1 - 2	0 - 1	0 - 0	1 - 0	0 - 1		Ostravar Arena
15	P7-8	WED 23 JUN	20:45 GMT+2	SVK - ITA	0 - 4	0 - 3	0 - 1	0 - 0			Ostravar Arena
16	SF	FRI 25 JUN	13:45 GMT+2	USA - KOR	9 - 0	3 - 0	2 - 0	4 - 0			Ostravar Arena
17	SF	FRI 25 JUN	17:00 GMT+2	RPC - CAN	1 - 2	0 - 1	1 - 1	0 - 0			Ostravar Arena
18	P5-6	FRI 25 JUN	20:30 GMT+2	NOR - CZE	1 - 2	0 - 0	1 - 2	0 - 0			Ostravar Arena
19	BMG	SAT 26 JUN	17:45 GMT+2	RPC - KOR	7 - 0	2 - 0	3 - 0	2 - 0			Ostravar Arena
20	GMG	SAT 26 JUN	21:00 GMT+2	CAN - USA	1 - 5	1 - 2	0 - 2	0 - 1			Ostravar Arena

<b>Legend:</b>						
<b>1</b>	1st period	<b>2</b>	2nd period	<b>3</b>	3rd period	<b>BMG</b> Bronze medal game
<b>Px-y</b>	Placement game	<b>GMG</b>	Gold medal game	<b>PSS</b>	Penalty shot shootout	<b>OT</b> Overtime
<b>QF</b>	Quarterfinals	<b>SF</b>	Semifinals			

**Competition Officials**

As of FRI 18 JUN 2021

Function	No. Name	NOC
<b>On-Ice Officials</b>		
Referee	ESPOSITO Bobby	USA - USA
	GRUMSEN Jacob	DEN - Denmark
	LUTHCKE Owe	NOR - Norway
	NIKOLIC Kristijan	AUT - Austria
	RAPAK Martin	CZE - Czech Republic
Linesman	FAZEKAS Tibor	SRB - Serbia
	HELTMAN Tomasz	POL - Poland
	HERMANSEN OSWOLD Marius	NOR - Norway
	LUNDEN Andreas	SWE - Sweden
	NEDELJKOVIC Ivan	SRB - Serbia
	NOTHEGGER David	AUT - Austria
	RUNDSTROM Tony	SWE - Sweden
	VANEK Jan	CZE - Czech Republic
<b>Off-Ice Officials</b>		
Tournament Chairman	ANDERSSON Peter	SWE - Sweden
	MUELHOFER Veronika	AUT - Austria
Referee Supervisor	HANSSON Joel	SWE - Sweden
	ROETHLISBERGER Brad	USA - USA
Result Manager	RISSANEN Heli	FIN - Finland

**Note:**  
Officials data may be updated until start of competition

**Game Officials Assignment**

As of SAT 26 JUN 2021

G	Teams	Venue	Date Time	On-ice Officials	Supervisors	Others
1	KOR - CZE Colour: (blue) (white) Bench: (right) (left)	OSA	SAT 19 JUN 12:00	Ref GRUMSEN J (DEN) LM LUNDEN A (SWE) LM RUNDSTROM T (SWE)	GS BIANCHI M (ITA) RS ROETHLISBERGER B (USA)	VGJ HANSSON J (SWE) SK BOTUR R (CZE) TK CIRKL P (CZE)
2	USA - CAN Colour: (white) (red) Bench: (right) (left)	OSA	SAT 19 JUN 15:00	Ref NIKOLIC K (AUT) LM NEDELJKOVIC I (SRB) LM NOTHEGGER D (AUT)	GS KRAKOVICOVA J (CZE) RS HANSSON J (SWE)	VGJ ROETHLISBERGER B (USA) SK BOTUR R (CZE) TK CIRKL P (CZE)
3	NOR - ITA Colour: (red) (white) Bench: (left) (right)	OSA	SAT 19 JUN 18:10	Ref ESPOSITO B (USA) LM FAZEKAS T (SRB) LM VANEK J (CZE)	GS DRAB M (SVK) RS ROETHLISBERGER B (USA)	VGJ HANSSON J (SWE) SK JANDA T (CZE) TK CIRKL P (CZE)
4	RPC - SVK Colour: (red) (white) Bench: (left) (right)	OSA	SAT 19 JUN 21:15	Ref LUTHCKE O (NOR) LM HERMANSEN OSWOLD M (NOR) LM LUNDEN A (SWE)	GS HEGDE E (NOR) RS HANSSON J (SWE)	VGJ ROETHLISBERGER B (USA) SK JANDA T (CZE) TK CIRKL P (CZE)
5	CAN - KOR Colour: (white) (blue) Bench: (right) (left)	OSA	SUN 20 JUN 11:15	Ref GRUMSEN J (DEN) LM NOTHEGGER D (AUT) LM VANEK J (CZE)	GS BRENNAN D (USA) RS ROETHLISBERGER B (USA)	VGJ HANSSON J (SWE) SK BOTUR R (CZE) TK KORISTKA V (CZE)
6	CZE - USA Colour: (white) (blue) Bench: (left) (right)	OSA	SUN 20 JUN 14:30	Ref LUTHCKE O (NOR) LM FAZEKAS T (SRB) LM NEDELJKOVIC I (SRB)	GS STARKMAN M (CAN) RS HANSSON J (SWE)	VGJ ROETHLISBERGER B (USA) SK BOTUR R (CZE) TK KORISTKA V (CZE)
7	ITA - RPC Colour: (blue) (white) Bench: (left) (right)	OSA	SUN 20 JUN 17:30	Ref RAPAK M (CZE) LM HERMANSEN OSWOLD M (NOR) LM LUNDEN A (SWE)	GS HAN MS (KOR) RS ROETHLISBERGER B (USA)	VGJ HANSSON J (SWE) SK BROZAK D (CZE) TK KORISTKA V (CZE)
8	SVK - NOR Colour: (blue) (white) Bench: (left) (right)	OSA	SUN 20 JUN 21:00	Ref NIKOLIC K (AUT) LM RUNDSTROM T (SWE) LM VANEK J (CZE)	GS BARDYSHEV B (RPC) RS HANSSON J (SWE)	VGJ ROETHLISBERGER B (USA) SK BROZAK D (CZE) TK KORISTKA V (CZE)
9	NOR - RPC Colour: (red) (white) Bench: (right) (left)	OSA	TUE 22 JUN 10:30	Ref GRUMSEN J (DEN) LM FAZEKAS T (SRB) LM RUNDSTROM T (SWE)	GS STARKMAN M (CAN) RS ROETHLISBERGER B (USA)	VGJ HANSSON J (SWE) SK BOTUR R (CZE) TK CIRKL P (CZE)

## Ice Hockey

## Mixed



G	Teams	Venue	Date Time	On-ice Officials	Supervisors	Others
10	CAN - CZE Colour: (red) (white) Bench: (right) (left)	OSA	TUE 22 JUN 14:15	Ref ESPOSITO B (USA) LM HERMANSEN OSWOLD M (NOR) LM LUNDEN A (SWE)	GS DRAB M (SVK) RS HANSSON J (SWE)	VGJ ROETHLISBERGER B (USA) SK BROZAK D (CZE) TK CIRKL P (CZE)
11	ITA - SVK Colour: (blue) (white) Bench: (left) (right)	OSA	TUE 22 JUN 17:30	Ref LUTHCKE O (NOR) LM NEDELJKOVIC I (SRB) LM VANEK J (CZE)	GS KRAKOVICOVA J (CZE) RS ROETHLISBERGER B (USA)	VGJ HANSSON J (SWE) SK BOTUR R (CZE) TK CIRKL P (CZE)
12	USA - KOR Colour: (blue) (white) Bench: (right) (left)	OSA	TUE 22 JUN 20:45	Ref RAPAK M (CZE) LM FAZEKAS T (SRB) LM RUNDSTROM T (SWE)	GS BARDYSHEV B (RPC) RS ROETHLISBERGER B (USA)	VGJ HANSSON J (SWE) SK JANDA T (CZE) TK CIRKL P (CZE)
13	RPC - CZE Colour: (red) (white) Bench: (right) (left)	OSA	WED 23 JUN 14:15	Ref NIKOLIC K (AUT) SBR GRUMSEN J (DEN) LM NEDELJKOVIC I (SRB) LM RUNDSTROM T (SWE)	GS ANDERSSON P (SWE) RS HANSSON J (SWE)	VGJ ROETHLISBERGER B (USA) SK JANDA T (CZE) TK KORISTKA V (CZE)
14	NOR - KOR Colour: (red) (white) Bench: (right) (left)	OSA	WED 23 JUN 17:30	Ref ESPOSITO B (USA) SBR LUTHCKE O (NOR) LM FAZEKAS T (SRB) LM LUNDEN A (SWE)	GS MUELHOFER V (AUT) RS ROETHLISBERGER B (USA)	VGJ HANSSON J (SWE) SK JANDA T (CZE) TK KORISTKA V (CZE)
15	SVK - ITA Colour: (blue) (white) Bench: (left) (right)	OSA	WED 23 JUN 20:45	Ref RAPAK M (CZE) SBR GRUMSEN J (DEN) LM HERMANSEN OSWOLD M (NOR) LM VANEK J (CZE)	GS ANDERSSON P (SWE) RS HANSSON J (SWE)	VGJ ROETHLISBERGER B (USA) SK JANDA T (CZE) TK KORISTKA V (CZE)
16	USA - KOR Colour: (blue) (white) Bench: (right) (left)	OSA	FRI 25 JUN 13:45	Ref LUTHCKE O (NOR) SBR RAPAK M (CZE) LM FAZEKAS T (SRB) LM NEDELJKOVIC I (SRB)	GS ANDERSSON P (SWE) RS ROETHLISBERGER B (USA)	VGJ HANSSON J (SWE) SK BROZAK D (CZE) TK KORISTKA V (CZE)
17	RPC - CAN Colour: (red) (white) Bench: (left) (right)	OSA	FRI 25 JUN 17:00	Ref GRUMSEN J (DEN) SBR ESPOSITO B (USA) LM HERMANSEN OSWOLD M (NOR) LM VANEK J (CZE)	GS ANDERSSON P (SWE) RS HANSSON J (SWE)	VGJ ROETHLISBERGER B (USA) SK BOTUR R (CZE) TK CIRKL P (CZE)
18	NOR - CZE Colour: (red) (white) Bench: (right) (left)	OSA	FRI 25 JUN 20:30	Ref NIKOLIC K (AUT) SBR RAPAK M (CZE) LM LUNDEN A (SWE) LM RUNDSTROM T (SWE)	GS ANDERSSON P (SWE) RS ROETHLISBERGER B (USA)	VGJ HANSSON J (SWE) SK BOTUR R (CZE) TK CIRKL P (CZE)
19	RPC - KOR Colour: (red) (white) Bench: (left) (right)	OSA	SAT 26 JUN 17:45	Ref ESPOSITO B (USA) SBR LUTHCKE O (NOR) LM HERMANSEN OSWOLD M (NOR) LM VANEK J (CZE)	GS ANDERSSON P (SWE) RS HANSSON J (SWE)	VGJ ROETHLISBERGER B (USA) SK JANDA T (CZE) TK KORISTKA V (CZE)



G	Teams	Venue	Date Time	On-ice Officials	Supervisors	Others
20	CAN - USA Colour: (red) (white) Bench: (left) (right)	OSA	SAT 26 JUN 21:00	Ref NIKOLIC K (AUT) SBR GRUMSEN J (DEN) LM LUNDEN A (SWE) LM RUNDSTROM T (SWE)	GS ANDERSSON P (SWE) RS ROETHLISBERGER B (USA)	VGJ HANSSON J (SWE) SK BOTUR R (CZE) TK KORISTKA V (CZE)

<b>Legend:</b>							
<b>G</b>	Game number	<b>GS</b>	Game supervisor	<b>LM</b>	Linesman	<b>OSA</b>	Ostravar Arena
<b>Ref</b>	Referee	<b>RS</b>	Referee supervisor	<b>SBR</b>	Standby referee	<b>SK</b>	Scorekeeper
<b>TK</b>	Timekeeper	<b>VGJ</b>	Video goal judge				



## Team Roster

As of FRI 18 JUN 2021

Initial Registration 18 JUN 2021

### CAN - Canada

No.	Name	Pos.	Gender	Date of Birth	Club	Registration*
2	CRANE Rod	D	M	6 SEP 1991	Canada, (CAN)	
4	DUNN James	F	M	12 NOV 2000	Canada, (CAN)	
5	HENRY Tyrone	D	M	21 OCT 1993	Canada, (CAN)	
6	ARMSTRONG Rob	F	M	12 SEP 1996	Canada, (CAN)	
7	LAVIN Zach	F	M	31 JAN 1997	Canada, (CAN)	
8	McGREGOR Tyler	F	M	11 MAR 1994	Canada, (CAN)	
9	SMITH Corbyn	F	M	5 AUG 1998	Canada, (CAN)	
12	WESTLAKE Greg	D	M	12 JUN 1986	Canada, (CAN)	
15	SISON Branden	D	M	8 FEB 2000	Canada, (CAN)	
18	BRIDGES Billy	F	M	22 MAR 1984	Canada, (CAN)	
19	COZZOLINO Dominic	F	M	23 AUG 1994	Canada, (CAN)	
23	HICKEY Liam	D	M	25 MAR 1998	Canada, (CAN)	
24	HALBERT Auren	F	M	3 DEC 2002	Canada, (CAN)	
26	JACOBS-WEBB Anton	F	M	18 SEP 2000	Canada, (CAN)	
28	LEHOUX Antoine	F	M	27 OCT 1993	Canada, (CAN)	
31	LAROCQUE Dominic	GK	M	30 JUL 1987	Canada, (CAN)	
54	KINGSMILL Adam	GK	M	3 MAR 2000	Canada, (CAN)	

Average Age: 26

**Total:** 15 players and 2 goalkeepers

#### Team Officials:

Function	Name	Citizenship	Date of Birth
<b>Team Head Coach:</b>	BABEY Ken	CAN	24 OCT 1954
<b>Team Assistant Coach:</b>	ARSENAULT Steve	CAN	6 SEP 1988
<b>Team Assistant Coach:</b>	HERRINGTON Russ	CAN	30 JUN 1972
<b>Team Equipment Manager:</b>	BOSWALL Grant	CAN	27 AUG 1973
<b>Team Equipment Manager:</b>	JAY Tyler	CAN	12 NOV 1995
<b>Team Physiotherapist:</b>	LENART Mike	CAN	27 NOV 1989

#### Note:

\* Registration date of single players is only shown when different from Initial Registration date

#### Legend:

**D** Defence                      **F** Forward                      **GK** Goalkeeper                      **M** Male  
**No.** Jersey number                      **Pos.** Position



**Team Roster**

As of FRI 18 JUN 2021

Initial Registration 18 JUN 2021

**CZE - Czech Republic**

No.	Name	Pos.	Gender	Date of Birth	Club	Registration*
1	KUDELA Martin	GK	M	14 JUL 1997	HC Sledge Studenka, (CZE)	
6	VAPENKA Michal	GK	M	18 AUG 1973	HC Sparta Praha Sledge Hokej, (CZE)	
7	MOTYCKA David	D	M	24 JAN 1987	Shk Mustangove AUTO IN, (CZE)	
11	WAGNER Karel	D	M	8 JAN 1998	Skv Sharks Karlovy Vary, (CZE)	
15	ZELINKA Radek	D	M	15 SEP 1991	Skv Sharks Karlovy Vary, (CZE)	
18	NOVOTNY Miroslav	F	M	13 AUG 1986	HC Sparta Praha Sledge Hokej, (CZE)	
19	OHAR Alex	F	M	29 JAN 2004	HC Sparta Praha Sledge Hokej, (CZE)	
23	FROLIK Jan	D	M	20 MAR 1992	HC Sparta Praha Sledge Hokej, (CZE)	
29	KUBES Pavel	D	M	25 NOV 1983	Shk Mustangove AUTO IN, (CZE)	
33	HECKO Vaclav	F	M	6 MAR 1995	Parahockey Havirov, (CZE)	
67	DOLEZAL Pavel	D	M	23 JAN 1994	Shk Mustangove AUTO IN, (CZE)	
74	GEIER Michal	F	M	7 APR 1986	Skv Sharks Karlovy Vary, (CZE)	
75	RAUL Jiri	F	M	10 OCT 1977	HC Sparta Praha Sledge Hokej, (CZE)	
77	PALAT David	F	M	17 MAY 1984	SHK Lapp Zlin, (CZE)	
82	HABL Zdenek	F	M	17 APR 1982	SHK Lapp Zlin, (CZE)	
92	SEDLACEK Patrik	F	M	15 AUG 2001	Skv Sharks Karlovy Vary, (CZE)	
96	KRUPICKA Zdenek	F	M	22 FEB 1980	HC Sparta Praha Sledge Hokej, (CZE)	

Average Age:

32

**Total:** 15 players and 2 goalkeepers**Team Officials:**

Function	Name	Citizenship	Date of Birth
<b>Team Head Coach:</b>	BRIZA Jiri	CZE	15 JAN 1976
<b>Team Assistant Coach:</b>	NOVOTNY Jakub	CZE	19 MAY 1993
<b>Team Assistant Coach:</b>	SZTURC Jan	CZE	25 JUN 1986
<b>Team Equipment Manager:</b>	STRANSKY Petr	CZE	16 SEP 1973
<b>Team Physiotherapist:</b>	HABARA Jan	CZE	4 DEC 1989
<b>Team Physiotherapist:</b>	DOBESOVA Michaela	CZE	12 APR 1991

**Note:**

\* Registration date of single players is only shown when different from Initial Registration date

**Legend:**

<b>D</b> Defence	<b>F</b> Forward	<b>GK</b> Goalkeeper	<b>M</b> Male
<b>No.</b> Jersey number	<b>Pos.</b> Position		

**Team Roster****REVISED**  
20 JUN 15:58

As of SUN 20 JUN 2021

Initial Registration 18 JUN 2021

**ITA - Italy**

No.	Name	Pos.	Gender	Date of Birth	Club	Registration*
2	ENDERLE Alex	D	M	4 APR 1998	South-Tyrol Eagles, (ITA)	
3	ROSA Gianluigi	D	M	27 JUN 1987	South-Tyrol Eagles, (ITA)	
4	REMOTTI MARNINI Matteo	F	M	21 OCT 1999	South-Tyrol Eagles, (ITA)	
5	PLANKER Florian	F	M	8 FEB 1977	South-Tyrol Eagles, (ITA)	
6	CAVALIERE Gian Luca	D	M	11 JUN 1971	South-Tyrol Eagles, (ITA)	
8	RADICE Roberto	D	M	27 AUG 1981	Armata Brancaloneone, (ITA)	
9	KALEGARIS Sandro	F	M	9 JUL 1990	Carinthian Steelers, (AUT)	
11	LARCH Nils	F	M	26 MAY 1997	South-Tyrol Eagles, (ITA)	
15	ARAUDO Gabriele	GK	M	5 AUG 1974	Tori Seduti, (ITA)	
18	MACRI Andrea	D	M	26 MAY 1991	Tori Seduti, (ITA)	
20	STELLA Igor	F	M	28 DEC 1981	Armata Brancaloneone, (ITA)	
25	TORELLA Francesco	F	M	29 OCT 1992	South-Tyrol Eagles, (ITA)	
27	ANDREONI Alessandro	F	M	27 FEB 1997	Armata Brancaloneone, (ITA)	
62	DEPAOLI Christoph	F	M	2 DEC 1997	South-Tyrol Eagles, (ITA)	
82	KASSLATTER Julian	GK	M	16 JUN 1982	South-Tyrol Eagles, (ITA)	
84	KERSCHBAUMER Stefan	D	M	13 OCT 1984	South-Tyrol Eagles, (ITA)	

Average Age: 33

**Total:** 14 players and 2 goalkeepers**Team Officials:**

Function	Name	Citizenship	Date of Birth
<b>Team Head Coach:</b>	da RIN de LORENZO Massimo	ITA	2 DEC 1960
<b>Team General Manager:</b>	BIANCHI Mirko	ITA	11 OCT 1988
<b>Team Equipment Manager:</b>	NAPOLI Gian Luca	ITA	18 JUL 1965
<b>Team Equipment Manager:</b>	TOPPAN Daniele	ITA	3 DEC 1962
<b>Team Doctor:</b>	PASTRONE Antonio	ITA	29 JUN 1984
<b>Team Physiotherapist:</b>	SAIANI Chiara	ITA	19 MAY 1987

**Note:**

\* Registration date of single players is only shown when different from Initial Registration date

**Legend:**

<b>D</b> Defence	<b>F</b> Forward	<b>GK</b> Goalkeeper	<b>M</b> Male
<b>No.</b> Jersey number	<b>Pos.</b> Position		

**Revised to remove GK #1 STILLITANO Santino from Team Roster because of injury and to change #82 KASSLATTER Julian position from Defence to Goalkeeper according to the the emergency GK regulation.**

**Team Roster****REVISED**  
26 JUN 12:44

As of SAT 26 JUN 2021

Initial Registration 18 JUN 2021

**KOR - Korea**

No.	Name	Pos.	Gender	Date of Birth	Club	Registration*
1	LEE Jun Yong	F	M	28 JAN 1992	Incheon Baro Hospital, (KOR)	
3	RYU Jee Hyun	F	M	30 JUL 1986	Gangwon Provincial Office, (KOR)	
7	CHOI Kwang Hyouk	D	M	15 MAR 1987	Gangwon Provincial Office, (KOR)	
9	CHOI Si Woo	F	M	12 NOV 1996	Gangwon Provincial Office, (KOR)	
10	CHO Young Jae	D	M	10 JAN 1985	Gangwon Provincial Office, (KOR)	
12	KIM Young Sung	D	M	1 MAY 1983	Gangwon Provincial Office, (KOR)	
14	JUNG Seung Hwan	F	M	9 JAN 1986	Gangwon Provincial Office, (KOR)	
20	JANG Dong Shin	D	M	10 JAN 1976	Gangwon Provincial Office, (KOR)	
27	CHO Byeong Seok	F	M	6 JUN 1985	Gangwon Provincial Office, (KOR)	
28	LEE Jong Kyung	F	M	28 OCT 1973	Gangwon Provincial Office, (KOR)	
31	YU Man Gyun	GK	M	3 APR 1974	Gangwon Provincial Office, (KOR)	
39	CHOI Hyuk Jun	GK	M	12 JUL 1972	Seoul, (KOR)	
51	KIM Sang Lak	F	M	29 JAN 1979	Gyeonggi, (KOR)	
55	JANG Jong Ho	F	M	29 MAR 1984	Gangwon Provincial Office, (KOR)	
88	PARK Sang Hyeon	F	M	9 SEP 1973	Chungnam, (KOR)	

Average Age: 39

**Total:** 13 players and 2 goalkeepers**Team Officials:**

Function	Name	Citizenship	Date of Birth
<b>Team Head Coach:</b>	HAN Min Su	KOR	3 JUN 1970
<b>Team Assistant Coach:</b>	KIM Jung Ho	KOR	12 DEC 1984
<b>Team Assistant Coach:</b>	KIM Tae Ho	KOR	18 APR 1983
<b>Team Equipment Manager:</b>	CHOI Young Chul	KOR	29 MAY 1971
<b>Team Physiotherapist:</b>	LEE Dong Woo	KOR	12 JUN 1991
<b>Team Physiotherapist:</b>	PARK Mi Ryu	KOR	12 JUN 1998

**Note:**

\* Registration date of single players is only shown when different from Initial Registration date

**Legend:**

<b>D</b> Defence	<b>F</b> Forward	<b>GK</b> Goalkeeper	<b>M</b> Male
<b>No.</b> Jersey number	<b>Pos.</b> Position		

**Revised to remove GK #32 LEE Jae Woong from Team Roster because of injury and to change #39 CHOI Hyuk Jun position from Defence to Goalkeeper according to the emergency GK regulation.**



## Team Roster

As of FRI 18 JUN 2021

Initial Registration 18 JUN 2021

### NOR - Norway

No.	Name	Pos.	Gender	Date of Birth	Club	Registration*
1	LUNDE Emanuel	GK	M	25 JAN 2000	Mjosa Pikes, (NOR)	
6	KIRSTISTUEN Emil	F	M	12 APR 1993	VIF Para Ice Hockey, (NOR)	
9	VAERNES Morten	F	M	6 DEC 1981	VIF Para Ice Hockey, (NOR)	
10	RIVERA Tor Joakim	F	M	6 MAY 1983	Idrettslaget Kraakene, (NOR)	
12	BOGLE Magnus	F	M	27 NOV 1995	Idrettslaget Kraakene, (NOR)	
16	NORDSTOGA Knut Andre	D	M	18 FEB 1983	VIF Para Ice Hockey, (NOR)	
17	SOLBERG Loyd Remi	F	M	25 JUL 1987	VIF Para Ice Hockey, (NOR)	
20	HAMRE Martin	D	M	14 OCT 1988	VIF Para Ice Hockey, (NOR)	
22	BAKKE Audun	D	M	5 NOV 1988	VIF Para Ice Hockey, (NOR)	
25	SUNDT Andreas	D	M	10 AUG 2002	VIF Para Ice Hockey, (NOR)	
27	VATNE Emil	F	M	22 FEB 2000	Naerboe Kjelkehockeyklubb, (NOR)	
29	SCHROEDER Lena	F	W	1 MAY 1993	VIF Para Ice Hockey, (NOR)	
33	SKOLBEKKEN Martin Bakkejord	F	M	14 NOV 1994	VIF Para Ice Hockey, (NOR)	
39	GROENLIE Johan	GK	M	12 MAR 1996	VIF Para Ice Hockey, (NOR)	
69	OEVERLI Fabian Cruickshank	F	M	11 NOV 2003	VIF Para Ice Hockey, (NOR)	
71	OISETH Ola	F	M	7 JAN 1999	Rosenborg Kjelkehockeyklubb, (NOR)	
77	AANEKRE Torstein	F	M	17 JUL 1986	Mjosa Pikes, (NOR)	
91	LYNGROTH Alexander	F	M	5 SEP 2003	VIF Para Ice Hockey, (NOR)	

Average Age: 27

**Total:** 16 players and 2 goalkeepers

#### Team Officials:

Function	Name	Citizenship	Date of Birth
<b>Team Head Coach:</b>	LYSENSTOEN Andre	NOR	27 OCT 1988
<b>Team Assistant Coach:</b>	DAHLSTROM Ole Eskild	NOR	4 MAR 1970
<b>Team Assistant Coach:</b>	WANG Simon Stolt	NOR	30 OCT 1990
<b>Team Equipment Manager:</b>	MICHALSEN Raymond	NOR	1 NOV 1955
<b>Team Equipment Manager:</b>	MORK Per Egil	NOR	28 NOV 1960
<b>Team Physiotherapist:</b>	EIDE Lene	NOR	16 APR 1990

#### Note:

\* Registration date of single players is only shown when different from Initial Registration date

#### Legend:

**D** Defence                      **F** Forward                      **GK** Goalkeeper                      **M** Male  
**No.** Jersey number                      **Pos.** Position



## Team Roster

As of SAT 19 JUN 2021

Initial Registration 18 JUN 2021

### RPC - RPC

No.	Name	Pos.	Gender	Date of Birth	Club	Registration*
4	EREMIN Aleksei	D	M	4 JUL 1993	Yastreby, (RUS)	
8	LISOV Dmitrii	F	M	23 OCT 1990	Fenix, (RUS)	
9	KHAMZIN Airat	F	M	26 MAY 2001	Fenix, (RUS)	
10	MALETSKIY Igor	F	M	27 FEB 1994	Moscow Team, (RUS)	
11	BARYKIN Stanislav	D	M	7 JAN 2000	Fenix, (RUS)	
13	SHIKHOV Konstantin	F	M	7 AUG 1984	Yugra, (RUS)	
14	POPOV Iliia	F	M	17 MAY 1982	Zvezda, (RUS)	
15	GALKIN Dmitrii	D	M	27 JUN 1988	Udmurtia, (RUS)	
17	RYCHKOV Vladimir	F	M	4 JUN 2000	Udmurtia, (RUS)	
18	SOKOLOV Andrey	F	M	3 AUG 1986	Yugra, (RUS)	
19	KUZNETSOV Ivan	D	M	16 JAN 1986	Fenix, (RUS)	
21	PETROV Evgenii	F	M	19 FEB 1990	Fenix, (RUS)	
22	TERENTEV Nikolai	F	M	21 MAR 1996	Yugra, (RUS)	
23	VOLKOV Iliia	D	M	4 SEP 1985	Yugra, (RUS)	
30	PLOTNIKOV Evgenii	GK	M	19 JUN 1980	Yugra, (RUS)	
88	KASATKIN Andrei	GK	M	10 JAN 1988	Fenix, (RUS)	
96	MIACHIN Mikhail	D	M	18 AUG 2001	Yugra, (RUS)	

Average Age: 30

**Total:** 15 players and 2 goalkeepers

#### Team Officials:

Function	Name	Citizenship	Date of Birth
<b>Team Head Coach:</b>	BATYRSHIN Ruslan	RUS	19 FEB 1975
<b>Team Assistant Coach:</b>	KARPOV Valeriy	RUS	25 JAN 1950
<b>Team Assistant Coach:</b>	LARIONOV Aleksandr	RUS	21 FEB 1970
<b>Team General Manager:</b>	MAMONOV Grigory	RUS	24 JUL 1992
<b>Team Equipment Manager:</b>	ZAVYALOV Alexander	RUS	16 AUG 1950
<b>Team Doctor:</b>	OVSYANNIKOVA Irina	RUS	5 FEB 1963

#### Note:

\* Registration date of single players is only shown when different from Initial Registration date

#### Legend:

<b>D</b> Defence	<b>F</b> Forward	<b>GK</b> Goalkeeper	<b>M</b> Male
<b>No.</b> Jersey number	<b>Pos.</b> Position		



## Team Roster

As of SAT 19 JUN 2021

Initial Registration 18 JUN 2021

### SVK - Slovakia

No.	Name	Pos.	Gender	Date of Birth	Club	Registration*
7	STASAK Miroslav	F	M	2 OCT 1985	SOHO Kohouti Olomouc, (CZE)	
10	STIT Peter	D	M	19 JUN 1974	SHK Lapp Zlin, (CZE)	
11	LIGDA Marian	F	M	11 JUN 1979	SHK Lapp Zlin, (CZE)	
18	LEPACEK Eduard	GK	M	18 MAR 1994	Parahockey Havirov, (CZE)	
21	PASTUCHA Miroslav	GK	M	28 APR 1985	Bencont Dolny Kubin, (SVK)	
25	JOPPA Martin	F	M	2 MAY 1997	SHK Lapp Zlin, (CZE)	
27	KASCAK Peter	D	M	1 MAR 1982	MHK Dolny Kubin, (SVK)	
30	FOJTIK Erik	D	M	7 MAY 1972	Parahockey Havirov, (CZE)	
44	TURIC Robert	F	M	19 APR 1971	SHK Lapp Zlin, (CZE)	
45	VECEREK Milos	F	M	6 SEP 1995	SOHO Kohouti Olomouc, (CZE)	
66	FERENCIK Slavomir	D	M	12 SEP 1979	SHK Lapp Zlin, (CZE)	
98	KORMAN David	F	M	16 APR 1998	SHK Lapp Zlin, (CZE)	

Average Age: 36

**Total:** 10 players and 2 goalkeepers

#### Team Officials:

Function	Name	Citizenship	Date of Birth
<b>Team Head Coach:</b>	BIELECKA Radoslav	SVK	18 SEP 1974
<b>Team General Manager:</b>	DRAB Miroslav	SVK	24 JUN 1979
<b>Team Equipment Manager:</b>	GRANATIER Andrej	SVK	27 JUN 1991
<b>Team Physiotherapist:</b>	SOS Martin	SVK	2 NOV 1972
<b>Team Physiotherapist:</b>	KRSAKOVA Zuzana	SVK	24 NOV 1995
<b>Team Physiotherapist:</b>	ONDECKOVA Veronika	SVK	8 FEB 1973

#### Note:

\* Registration date of single players is only shown when different from Initial Registration date

#### Legend:

**D** Defence                      **F** Forward                      **GK** Goalkeeper                      **M** Male  
**No.** Jersey number                      **Pos.** Position



## Team Roster

As of FRI 18 JUN 2021

Initial Registration 18 JUN 2021

### USA - USA

No.	Name	Pos.	Gender	Date of Birth	Club	Registration*
3	DEQUEBEC Ralph	D	M	24 MAR 1983	Colorado Avalanche, (USA)	
4	ROYBAL Brody	F	M	24 MAY 1998	Nashville Sled Preds, (USA)	
8	WALLACE Jack	D	M	24 JUN 1998	New Jersey Freeze, (USA)	
9	DODSON Travis	F	M	14 OCT 1985	Nashville Sled Preds, (USA)	
11	WOODKE Joseph	F	M	12 JUL 1989	Nashville Sled Preds, (USA)	
15	ZYCH Kyle	F	M	9 DEC 1996	Northeast Passage Wildcats, (USA)	
16	FARMER Declan	F	M	5 NOV 1997	Tampa Bay Lightning, (USA)	
17	DOUGLAS Christopher	D	M	17 MAY 1990	Florida Bandits, (USA)	
22	GROVE Noah	F	M	1 MAY 1999	Boston Bruins, (USA)	
23	ROMAN Rico	F	M	4 FEB 1981	Colorado Avalanche, (USA)	
24	MISIEWICZ Joshua	F	M	25 JUN 1988	Chicago Blackhawks, (USA)	
27	PAULS Josh	D	M	31 DEC 1992	DASA Saint Louis Blues, (USA)	
32	LEE Jen	GK	M	26 JUL 1986	San Antonio Rampage, (USA)	
34	CASH Steve	GK	M	9 MAY 1989	DASA Saint Louis Blues, (USA)	
37	EUSTACE David	D	M	3 MAY 1999	Northeast Passage Wildcats, (USA)	
40	HARGIS Josh	F	M	16 AUG 1989	Nashville Sled Preds, (USA)	
88	McKEE Kevin	F	M	11 FEB 1990	Chicago Blackhawks, (USA)	

Average Age: 29

**Total:** 15 players and 2 goalkeepers

#### Team Officials:

Function	Name	Citizenship	Date of Birth
<b>Team Head Coach:</b>	HOFF David	USA	22 OCT 1967
<b>Team Assistant Coach:</b>	GORDER Corey	USA	22 FEB 1979
<b>Team General Manager:</b>	BRENNAN Dan	USA	14 AUG 1963
<b>Team Equipment Manager:</b>	VISSER Jacob	USA	16 MAY 1987
<b>Team Doctor:</b>	UIHLEIN Mike	USA	12 NOV 1969
<b>Team Physiotherapist:</b>	CORTESE Mike	USA	7 AUG 1972

#### Note:

\* Registration date of single players is only shown when different from Initial Registration date

#### Legend:

<b>D</b> Defence	<b>F</b> Forward	<b>GK</b> Goalkeeper	<b>M</b> Male
<b>No.</b> Jersey number	<b>Pos.</b> Position		



**SAT 19 JUN 2021**  
Start Time 12:00

**Preliminary Round - Group A, Game 1**

**Mixed**



## Game Roster

### KOR - CZE

#### Referee

GRUMSEN Jacob (DEN)

#### Goalkeepers

Team: KOR

No.	Name	Gen	GP	MIP	GA	SVS	SOG	SVS%	GAA
31	YU Man Gyun	M	0	00:00	0	0	0	0.00	0.00
32	LEE Jae Woong	M	0	00:00	0	0	0	0.00	0.00

#### Team Roster

Team: KOR (blue)

No.	Pos.	Name	Gen	GP	G	A	PTS	PIM	+/-
1	F	LEE Jun Yong	M	0	0	0	0	0	0
3	F	RYU Jee Hyun	M	0	0	0	0	0	0
7	D	CHOI Kwang Hyouk	M	0	0	0	0	0	0
9	F	CHOI Si Woo	M	0	0	0	0	0	0
10	D	CHO Young Jae	M	0	0	0	0	0	0
11	F	CHOI Bae Suk	M	0	0	0	0	0	0
12	D	KIM Young Sung	M	0	0	0	0	0	0
14	F	JUNG Seung Hwan	M	0	0	0	0	0	0
20	D	JANG Dong Shin	M	0	0	0	0	0	0
27	F	CHO Byeong Seok	M	0	0	0	0	0	0
28	F	LEE Jong Kyung	M	0	0	0	0	0	0
31	GK	YU Man Gyun	M	0	0	0	0	0	0
32	GK	LEE Jae Woong	M	0	0	0	0	0	0
39	D	CHOI Hyuk Jun	M	0	0	0	0	0	0
51	F	KIM Sang Lak	M	0	0	0	0	0	0
55	F	JANG Jong Ho	M	0	0	0	0	0	0
88	F	PARK Sang Hyeon	M	0	0	0	0	0	0

Head Coach: HAN Min Su

#### Linesmen

LUNDEN Andreas (SWE) , RUNDSTROM Tony (SWE)

Team: CZE

No.	Name	Gen	GP	MIP	GA	SVS	SOG	SVS%	GAA
1	KUDELA Martin	M	0	00:00	0	0	0	0.00	0.00
6	VAPENKA Michal	M	0	00:00	0	0	0	0.00	0.00

Team: CZE (white)

No.	Pos.	Name	Gen	GP	G	A	PTS	PIM	+/-
1	GK	KUDELA Martin	M	0	0	0	0	0	0
6	GK	VAPENKA Michal	M	0	0	0	0	0	0
7	D	MOTYCKA David	M	0	0	0	0	0	0
11	D	WAGNER Karel	M	0	0	0	0	0	0
15	D	ZELINKA Radek	M	0	0	0	0	0	0
18	F	NOVOTNY Miroslav	M	0	0	0	0	0	0
19	F	OHAR Alex	M	0	0	0	0	0	0
23	D	FROLIK Jan	M	0	0	0	0	0	0
29	D	KUBES Pavel	M	0	0	0	0	0	0
33	F	HECKO Vaclav	M	0	0	0	0	0	0
67	D	DOLEZAL Pavel	M	0	0	0	0	0	0
74	F	GEIER Michal	M	0	0	0	0	0	0
75	F	RAUL Jiri	M	0	0	0	0	0	0
77	F	PALAT David	M	0	0	0	0	0	0
82	F	HABL Zdenek	M	0	0	0	0	0	0
92	F	SEDLACEK Patrik	M	0	0	0	0	0	0
96	F	KRUPICKA Zdenek	M	0	0	0	0	0	0

Head Coach: BRIZA Jiri

#### Legend:

<b>A</b> Assists	<b>D</b> Defence	<b>F</b> Forward	<b>G</b> Goals
<b>GA</b> Goals against	<b>GAA</b> Goals against as average per 45 minutes	<b>Gen</b> Gender	<b>GK</b> Goalkeeper
<b>GP</b> Games played	<b>M</b> Male	<b>MIP</b> Minutes and seconds played	<b>No.</b> Jersey number
<b>PIM</b> Penalties in minutes	<b>Pos.</b> Position	<b>PTS</b> Points	<b>SOG</b> Shots on goal
<b>SVS</b> Saves	<b>SVS%</b> Saves in percentage	<b>+/-</b> Plus/minus net	





SAT 19 JUN 2021

Start Time 12:00

Mixed

Preliminary Round - Group A, Game 1



## Line-ups

## KOR - CZE

## Referee

GRUMSEN Jacob (DEN)

## Linesmen

LUNDEN Andreas (SWE) , RUNDSTROM Tony (SWE)

## Goalkeepers

Team: KOR

No.	Name	Gen
32	LEE Jae Woong	M
31	YU Man Gyun	M

## Team Line-ups

Team: KOR (blue)

No.	Pos.	Name	Gen
10	D	CHO Young Jae +A	M
12	D	KIM Young Sung	M
3	F	RYU Jee Hyun	M
9	F	CHOI Si Woo	M
55	F	JANG Jong Ho +C	M
7	D	CHOI Kwang Hyouk	M
20	D	JANG Dong Shin	M
14	F	JUNG Seung Hwan	M
27	F	CHO Byeong Seok +A	M
28	F	LEE Jong Kyung	M
11	F	CHOI Bae Suk	M
51	F	KIM Sang Lak	M
88	F	PARK Sang Hyeon	M

Head Coach: HAN Min Su

## NOT DRESSED:

1	F	LEE Jun Yong	M
39	D	CHOI Hyuk Jun	M

Team: CZE

No.	Name	Gen
6	VAPENKA Michal	M
1	KUDELA Martin	M

Team: CZE (white)

No.	Pos.	Name	Gen
15	D	ZELINKA Radek +A	M
67	D	DOLEZAL Pavel	M
18	F	NOVOTNY Miroslav	M
74	F	GEIER Michal	M
82	F	HABL Zdenek	M
7	D	MOTYCKA David +A	M
29	D	KUBES Pavel +C	M
19	F	OHAR Alex	M
33	F	HECKO Vaclav	M
77	F	PALAT David	M
11	D	WAGNER Karel	M
75	F	RAUL Jiri	M
96	F	KRUPICKA Zdenek	M

Head Coach: BRIZA Jiri

## NOT DRESSED:

23	D	FROLIK Jan	M
92	F	SEDLACEK Patrik	M

## Legend:

<b>D</b>	Defence	<b>F</b>	Forward	<b>Gen</b>	Gender	<b>M</b>	Male
<b>No.</b>	Jersey number	<b>Pos.</b>	Position	<b>+A</b>	Assistant captain	<b>+C</b>	Captain



**SAT 19 JUN 2021**  
Start Time 12:00

**Preliminary Round - Group A, Game 1**

**Mixed**



## Graphical Line-ups

### KOR - CZE

**Referee**

GRUMSEN Jacob (DEN)

**Linesmen**

LUNDEN Andreas (SWE) , RUNDSTROM Tony (SWE)

**Team:** KOR - Korea (blue)

**Head Coach:** HAN Min Su

S1 32 LEE Jae Woong		
31 YU Man Gyun		
S2 10 CHO Young Jae +A	S3 12 KIM Young Sung	
S4 3 RYU Jee Hyun	S6 55 JANG Jong Ho +C	S5 9 CHOI Si Woo
20 JANG Dong Shin		7 CHOI Kwang Hyouk
28 LEE Jong Kyung	27 CHO Byeong Seok +A	14 JUNG Seung Hwan
11 CHOI Bae Suk	88 PARK Sang Hyeon	51 KIM Sang Lak

**Team:** CZE - Czech Republic (white)

**Head Coach:** BRIZA Jiri

S1 6 VAPENKA Michal		
1 KUDELA Martin		
S2 15 ZELINKA Radek +A	S3 67 DOLEZAL Pavel	
S5 74 GEIER Michal	S6 82 HABL Zdenek	S4 18 NOVOTNY Miroslav
29 KUBES Pavel +C		7 MOTYCKA David +A
77 PALAT David	19 OHAR Alex	33 HECKO Vaclav
96 KRUPICKA Zdenek	75 RAUL Jiri	11 WAGNER Karel

**Legend:**

**Sn** Starting position

**+A** Assistant captain

**+C** Captain



SAT 19 JUN 2021

Start Time 12:00

End Time 13:57

Mixed

Preliminary Round - Group A, Game 1



## Game Summary

KOR - CZE 2 - 0 (1 - 0, 1 - 0, 0 - 0)

Spectators	Referee	Linesmen
1858	GRUMSEN Jacob (DEN)	LUNDEN Andreas (SWE) , RUNDSTROM Tony (SWE)

## Team Statistics

Period	Score	SVS	SOG	PIM	TPP	PPG	SHG
1	1 : 0	6 : 4	5 : 6	4 : 2	00:00 : 02:00	0 : 0	0 : 0
2	1 : 0	9 : 3	4 : 9	0 : 12	02:00 : 00:00	0 : 0	0 : 0
3	0 : 0	3 : 1	1 : 3	4 : 2	01:48 : 01:52	0 : 0	0 : 0
<b>Total</b>	<b>2 : 0</b>	<b>18 : 8</b>	<b>10 : 18</b>	<b>8 : 16</b>	<b>03:48 : 03:52</b>	<b>0 : 0</b>	<b>0 : 0</b>

## 1st Period

Action	Time	ET/Res	Team	Type	No.	Name	(G) Name of Assistant(s) / Action Description
GK	00:00		KOR		32	LEE JW	- Goalkeeper in
GK	00:00		CZE		6	VAPENKA M	- Goalkeeper in
Penalty	08:48	10:48	KOR	2 min.	12	KIM YS	- Holding an opponent
Penalty	12:31	14:31	KOR	2 min.	9	CHOI SW	- Interference
Penalty	12:31	14:31	CZE	2 min.	15	ZELINKA R	- Roughing
<b>Goal</b>	<b>13:45</b>	<b>1 : 0</b>	<b>KOR</b>	<b>EQ</b>	<b>3</b>	<b>RYU JH</b>	(1) On Ice KOR 32 3 10 12 55 CZE 6 11 33 67 77

## 2nd Period

Action	Time	ET/Res	Team	Type	No.	Name	(G) Name of Assistant(s) / Action Description
<b>Goal</b>	<b>16:14</b>	<b>2 : 0</b>	<b>KOR</b>	<b>EQ</b>	<b>14</b>	<b>JUNG SH</b>	(1) 20 JANG DS On Ice KOR 32 7 14 20 27 28 CZE 6 7 19 29 33 77
Penalty	19:54	21:54	CZE	2 min.	33	HECKO V	- Checking to the Head and Neck Area / Served by: 19 OHAR A
Penalty	19:54	31:54	CZE	10 min.	33	HECKO V	- Misconduct

## 3rd Period

Action	Time	ET/Res	Team	Type	No.	Name	(G) Name of Assistant(s) / Action Description
Penalty	41:08	43:08	CZE	2 min.	18	NOVOTNY M	- Teeing
Penalty	42:56	44:56	KOR	2 min.	28	LEE JK	- Teeing
Penalty	44:19	45:00	KOR	2 min.	55	JANG JH	- Teeing / start serving at 44:20
Time-out	44:19		CZE				
GK	44:19		CZE				6 VAPENKA M - Goalkeeper out
GK	45:00		KOR				32 LEE JW - Goalkeeper out

## Goalkeeper Records

Team : KOR - Korea

No.	Name	SOG	SVS	MIP
32	LEE Jae Woong	18	18	45:00
31	YU Man Gyun			

Team : CZE - Czech Republic

No.	Name	SOG	SVS	MIP
6	VAPENKA Michal	10	8	44:19
1	KUDELA Martin			

## Game Statistics

Team : KOR (blue)

Head Coach : HAN Min Su

No.	Pos.	Name	Gen	G	A	P	PIM	FO+	FO-	FO+/-	FO%	Shots on Goal					+/-
												1	2	3	OT	TS	
3	F	RYU Jee Hyun	M	1	0	1	0	0	2	-2	0.00	1	0	0		1	+1
9	F	CHOI Si Woo	M	0	0	0	2	0	0	0	0.00	2	0	1		3	0
10	D	CHO Young Jae +A	M	0	0	0	0	0	0	0	0.00	0	0	0		0	+1
12	D	KIM Young Sung	M	0	0	0	2	0	0	0	0.00	0	0	0		0	+1
55	F	JANG Jong Ho +C	M	0	0	0	2	9	12	-3	42.86	0	1	0		1	+1
7	D	CHOI Kwang Hyouk	M	0	0	0	0	0	0	0	0.00	0	0	0		0	+1
14	F	JUNG Seung Hwan	M	1	0	1	0	0	0	0	0.00	1	1	0		2	+1
20	D	JANG Dong Shin	M	0	1	1	0	0	0	0	0.00	1	0	0		1	+1
27	F	CHO Byeong Seok +A	M	0	0	0	0	1	3	-2	25.00	0	1	0		1	+1
28	F	LEE Jong Kyung	M	0	0	0	2	12	6	6	66.67	0	1	0		1	+1



SAT 19 JUN 2021

Start Time 12:00  
End Time 13:57

Preliminary Round - Group A, Game 1

Mixed



Head Coach : HAN Min Su

No.	Pos.	Name	Gen	G	A	P	PIM	FO+	FO-	FO+/-	FO%	Shots on Goal					+/-
												1	2	3	OT	TS	
11	F	CHOI Bae Suk	M	0	0	0	0	0	0	0	0.00	0	0	0		0	0
51	F	KIM Sang Lak	M	0	0	0	0	0	0	0	0.00	0	0	0		0	0
88	F	PARK Sang Hyeon	M	0	0	0	0	0	0	0	0.00	0	0	0		0	0
31	GK	YU Man Gyun	M	0	0	0	0					0	0	0		0	
32	GK	LEE Jae Woong (BP)	M	0	0	0	0					0	0	0		0	
<b>Total</b>				<b>2</b>	<b>1</b>	<b>3</b>	<b>8</b>	<b>22</b>	<b>23</b>	<b>-1</b>	<b>48.89</b>	<b>5</b>	<b>4</b>	<b>1</b>		<b>10</b>	

Team : CZE (white)

Head Coach : BRIZA Jiri

No.	Pos.	Name	Gen	G	A	P	PIM	FO+	FO-	FO+/-	FO%	Shots on Goal					+/-
												1	2	3	OT	TS	
15	D	ZELINKA Radek +A	M	0	0	0	2	0	2	-2	0.00	0	0	0		0	0
18	F	NOVOTNY Miroslav	M	0	0	0	2	0	0	0	0.00	0	0	0		0	0
67	D	DOLEZAL Pavel	M	0	0	0	0	0	0	0	0.00	0	0	0		0	-1
74	F	GEIER Michal	M	0	0	0	0	0	0	0	0.00	1	1	1		3	0
82	F	HABL Zdenek +C	M	0	0	0	0	12	10	2	54.55	1	2	0		3	0
7	D	MOTYCKA David +A	M	0	0	0	0	0	0	0	0.00	0	2	0		2	-1
19	F	OHAR Alex	M	0	0	0	0	6	4	2	60.00	0	0	0		0	-1
29	D	KUBES Pavel	M	0	0	0	0	0	0	0	0.00	1	4	2		7	-1
33	F	HECKO Vaclav	M	0	0	0	12	0	1	-1	0.00	0	0	0		0	-2
77	F	PALAT David	M	0	0	0	0	1	0	1	100.00	0	0	0		0	-2
11	D	WAGNER Karel	M	0	0	0	0	0	0	0	0.00	2	0	0		2	-1
75	F	RAUL Jiri	M	0	0	0	0	4	5	-1	44.44	1	0	0		1	0
96	F	KRUPICKA Zdenek (BP)	M	0	0	0	0	0	0	0	0.00	0	0	0		0	0
1	GK	KUDELA Martin	M	0	0	0	0					0	0	0		0	
6	GK	VAPENKA Michal	M	0	0	0	0					0	0	0		0	
<b>Total</b>				<b>0</b>	<b>0</b>	<b>0</b>	<b>16</b>	<b>23</b>	<b>22</b>	<b>1</b>	<b>51.11</b>	<b>6</b>	<b>9</b>	<b>3</b>		<b>18</b>	

Group A

R	Team	GP	W	OTW	OTL	L	GDF	GF : GA	PTS
1	CAN	2	2	0	0	0	+9	10 : 1	6
2	USA	2	1	0	0	1	+3	5 : 2	3
3	KOR	2	1	0	0	1	-6	2 : 8	3
4	CZE	2	0	0	0	2	-6	0 : 6	0

	CAN	CZE	KOR	USA
CAN	*****	TUE 22 JUN 14:15	SUN 20 JUN 11:15	SAT 19 JUN 15:00
CZE	TUE 22 JUN 14:15	*****	0:2	SUN 20 JUN 14:30
KOR	SUN 20 JUN 11:15	2:0	*****	TUE 22 JUN 20:45
USA	SAT 19 JUN 15:00	SUN 20 JUN 14:30	TUE 22 JUN 20:45	*****

Legend:			
<b>(G)</b> Goals in tournament	<b>+/-</b> Plus/minus net	<b>+A</b> Assistant captain	<b>+C</b> Captain
<b>A</b> Assists	<b>D</b> Defence	<b>EQ</b> Equal strength	<b>ET/Res</b> Penalty end time/Result of game
<b>F</b> Forward	<b>FO-</b> Face-offs lost	<b>FO%</b> Face-offs won as percentage	<b>FO+</b> Face-offs won
<b>FO+/-</b> Face-offs net	<b>G</b> Goals	<b>GA</b> Goals against	<b>GDF</b> Goal difference
<b>Gen</b> Gender	<b>GF</b> Goals for	<b>GK</b> Goalkeeper	<b>GP</b> Games played
<b>L</b> Losses	<b>M</b> Male	<b>MIP</b> Minutes in play (GK)	<b>No.</b> Jersey number
<b>OT</b> Overtime	<b>OTL</b> Overtime losses	<b>OTW</b> Overtime wins	<b>P</b> Points
<b>PIM</b> Penalties in minutes	<b>Pos.</b> Position	<b>PPG</b> Power play goals	<b>PTS</b> Points
<b>R</b> Rank	<b>SHG</b> Shorthanded goals	<b>SOG</b> Shots on goal	<b>SVS</b> Saves
<b>TPP</b> Time on power play	<b>TS</b> Total shots	<b>W</b> Wins	



SAT 19 JUN 2021  
Start Time 12:00

Preliminary Round - Group A, Game 1

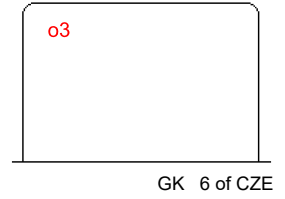
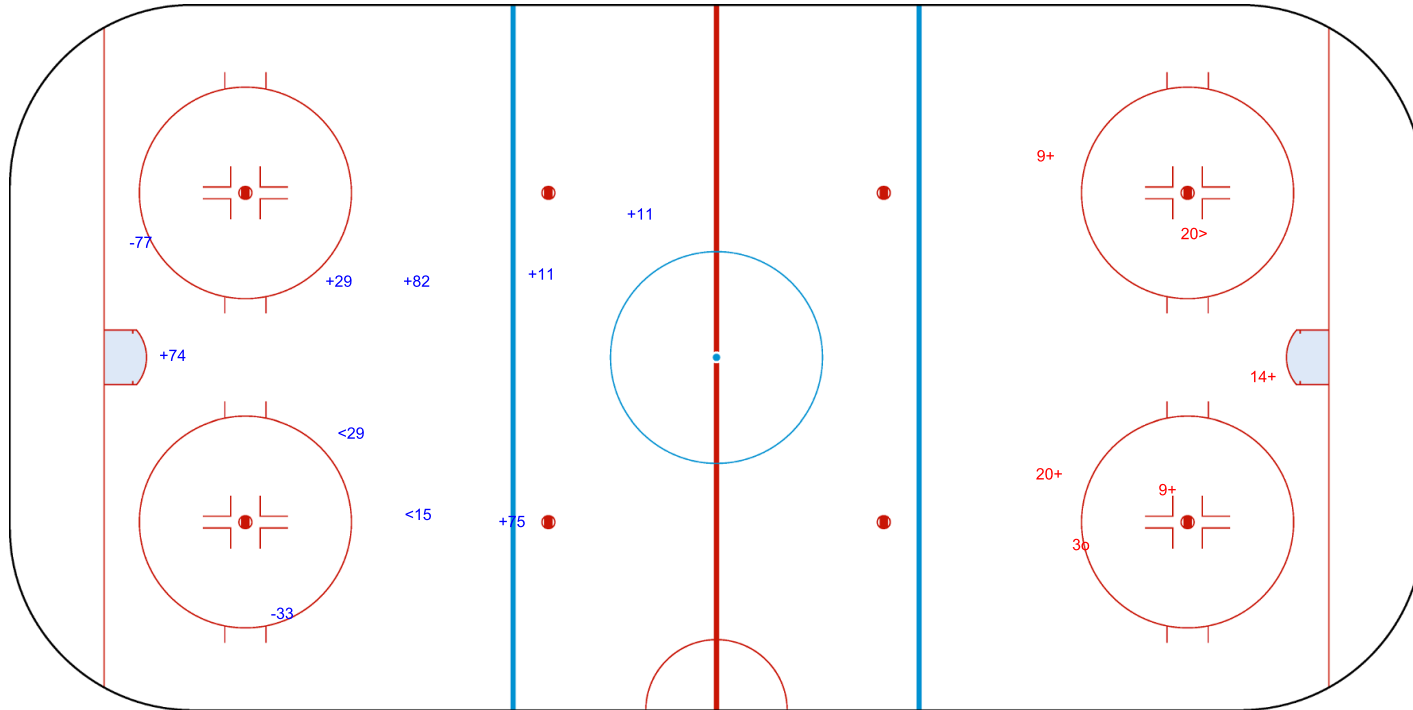
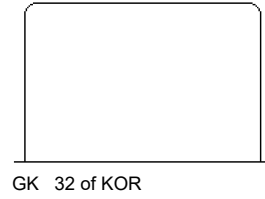


Shot Chart  
KOR - CZE

Shots by CZE  
Goals (o): 0  
SSP (<): 2  
SSG (+): 6  
SPG (-): 2

KOR → Period: 1 ← CZE

Shots by KOR  
Goals (o): 1  
SSP (>): 1  
SSG (+): 4  
SPG (-): 0



Legend:	
<b>GK</b>	Goalkeeper
<b>SPG</b>	Shots past goal
<b>SSG</b>	Shots saved by goalkeeper
<b>SSP</b>	Shots saved by player



SAT 19 JUN 2021  
Start Time 12:00

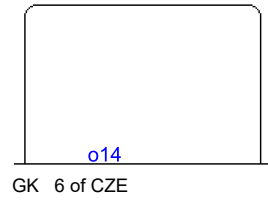
Preliminary Round - Group A, Game 1



Mixed

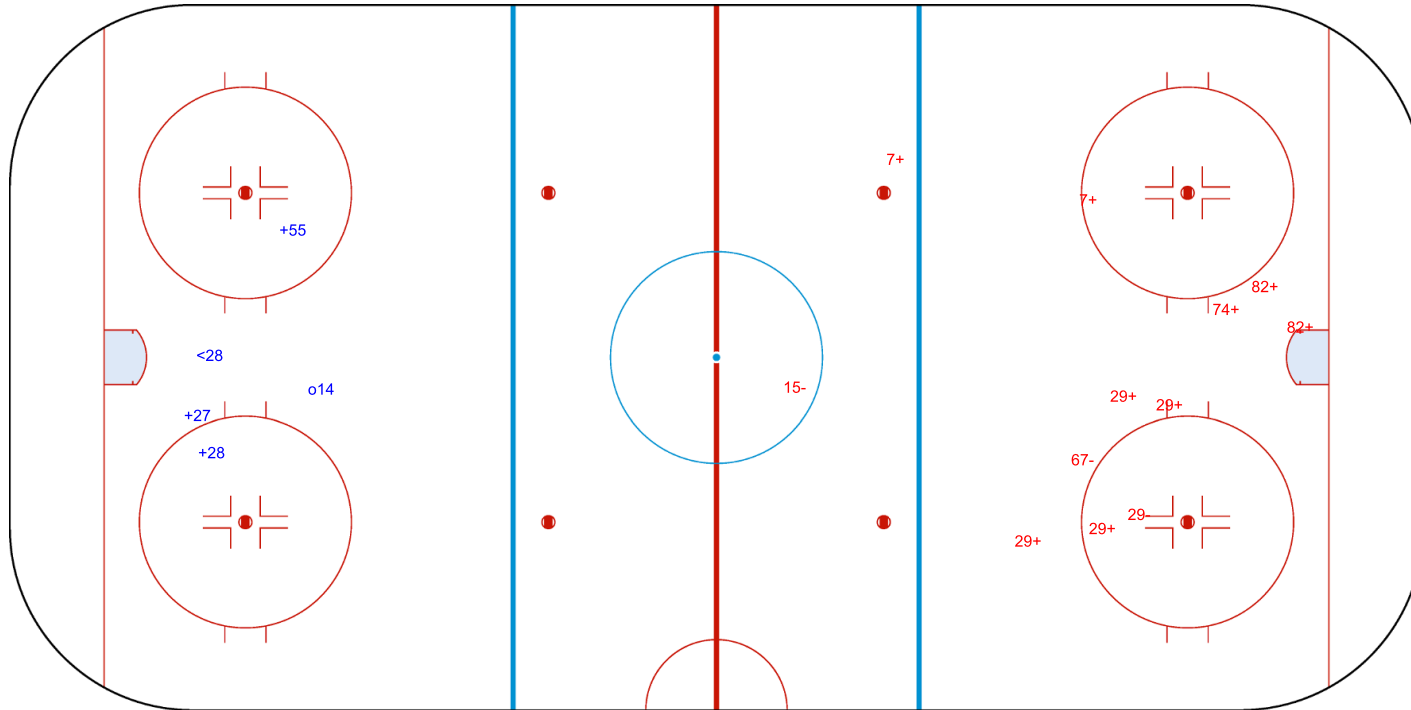
### Shot Chart KOR - CZE

Shots by KOR  
Goals (o): 1    SSG (+): 3  
SSP (<): 1    SPG (-): 0



CZE →    Period: 2    ← KOR

Shots by CZE  
Goals (o): 0    SSG (+): 9  
SSP (>): 0    SPG (-): 3



<b>Legend:</b>	<b>GK</b> Goalkeeper	<b>SPG</b> Shots past goal	<b>SSG</b> Shots saved by goalkeeper	<b>SSP</b> Shots saved by player
----------------	----------------------	----------------------------	--------------------------------------	----------------------------------



SAT 19 JUN 2021  
Start Time 12:00

Preliminary Round - Group A, Game 1



### Shot Chart KOR - CZE

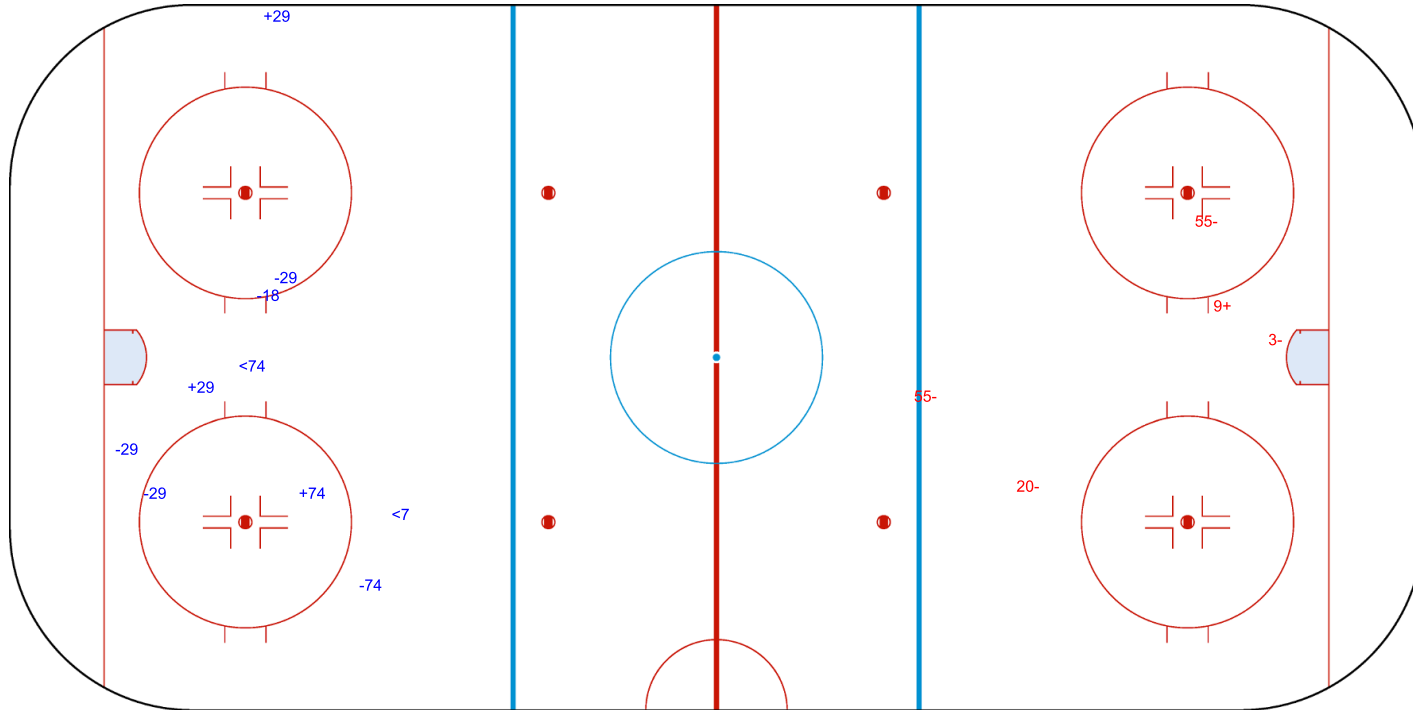
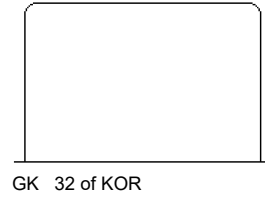
Shots by CZE  
Goals (o): 0    SSG (+): 3  
SSP (-): 2    SPG (-): 5



Period: 3



Shots by KOR  
Goals (o): 0    SSG (+): 1  
SSP (>): 0    SPG (-): 4



<b>Legend:</b>	
<b>GK</b> Goalkeeper	<b>SSP</b> Shots saved by player
<b>SPG</b> Shots past goal	<b>SSG</b> Shots saved by goalkeeper



**SAT 19 JUN 2021**  
Start Time 12:00

**Preliminary Round - Group A, Game 1**

Mixed



## Face-off Chart

## KOR - CZE

## PERIOD 1

	KOR	CZE	Neutral zone		KOR	CZE	Total wins all zones	
	Def. zone	Att. zone	KOR	CZE	Att. zone	Def. zone	KOR	CZE
	+ 55	- 19	+ 55	- 82	- 55	+ 82	Total wins all zones	
	+ 28	- 75	+ 28	- 19	- 55	+ 75		
	+ 28	- 19	+ 28	- 82	- 3	+ 19		
	+ 28	- 75			- 28	+ 82		
	+ 55	- 82			+ 28	- 82		
	- 28	+ 82			- 28	+ 75		
	- 55	+ 19						
	- 55	+ 77						
Total wins / period	5 / 63%	3 / 37%	3 / 100%	0 / 0%	1 / 17%	5 / 83%		

## PERIOD 2

	KOR	CZE	Neutral zone		KOR	CZE	Total wins all zones			
	Def. zone	Att. zone	KOR	CZE	Att. zone	Def. zone	KOR	CZE		
	- 28	+ 19	- 55	+ 82	+ 55	- 82	Total wins all zones			
	- 55	+ 82	+ 28	- 75	+ 28	- 15				
	- 55	+ 19	- 55	+ 82	- 55	+ 19				
	+ 55	- 75	+ 28	- 82	+ 27	- 19				
	- 27	+ 82	- 55	+ 19	- 28	+ 75				
Total wins / period	1 / 20%	4 / 80%	2 / 40%	3 / 60%	3 / 60%	2 / 40%			6 / 40%	9 / 60%

## PERIOD 3

	KOR	CZE	Neutral zone		KOR	CZE	Total wins all zones	
	Def. zone	Att. zone	KOR	CZE	Att. zone	Def. zone	KOR	CZE
	+ 55	- 82	+ 55	- 82	- 28	+ 82	Total wins all zones	
	+ 55	- 82			+ 28	- 33		
	+ 28	- 75			- 3	+ 75		
	+ 28	- 82			+ 55	- 15		
	- 55	+ 82						
	- 55	+ 82						
	- 27	+ 82						
	- 27	+ 82						
Total wins / period	4 / 50%	4 / 50%	1 / 100%	0 / 0%	2 / 50%	2 / 50%		

## TOTAL

	KOR	CZE	Neutral zone		KOR	CZE	Total wins all zones	
	Def. zone	Att. zone	KOR	CZE	Att. zone	Def. zone	KOR	CZE
Total wins / game	10 / 48%	11 / 52%	6 / 67%	3 / 33%	6 / 40%	9 / 60%	22 / 49%	23 / 51%





**SAT 19 JUN 2021**  
Start Time 12:00

**Preliminary Round - Group A, Game 1**

Mixed



### HEAD TO HEAD

		CZE										
	No.	15	19	33	75	77	82	Tot	wins KOR	Dz	Nz	Az
KOR	3		0 - 1		0 - 1			2	0 0%			0 0%
	27		1 - 0				0 - 3	4	1 25%	0 0%		1 100%
	28	1 - 0	2 - 1	1 - 0	4 - 2		4 - 3	18	12 67%	5 71%	4 100%	3 43%
	55	1 - 0	1 - 4		1 - 1	0 - 1	6 - 6	21	9 43%	5 45%	2 40%	2 40%
	<b>Tot</b>	<b>2</b>	<b>10</b>	<b>1</b>	<b>9</b>	<b>1</b>	<b>22</b>	<b>45</b>	<b>22</b> 49%	<b>10</b> 48%	<b>6</b> 67%	<b>6</b> 40%
	<b>wins CZE</b>	<b>0</b> 0%	<b>6</b> 60%	<b>0</b> 0%	<b>4</b> 44%	<b>1</b> 100%	<b>12</b> 55%	<b>23</b> 51%				
	<b>Dz</b>	<b>0</b> 0%	<b>2</b> 67%	<b>0</b> 0%	<b>4</b> 100%		<b>3</b> 60%	<b>9</b> 60%				
	<b>Nz</b>		<b>1</b> 50%		<b>0</b> 0%		<b>2</b> 33%	<b>3</b> 33%				
	<b>Az</b>		<b>3</b> 60%		<b>0</b> 0%	<b>1</b> 100%	<b>7</b> 64%	<b>11</b> 52%				

**Legend:**

**Az** Attacking zone    **Dz** Defending zone    **No.** Jersey number    **Nz** Neutral zone    **Tot** Total face-offs played



SAT 19 JUN 2021

Start Time 15:00

Preliminary Round - Group A, Game 2

Mixed



## Game Roster

## USA - CAN

## Referee

NIKOLIC Kristijan (AUT)

## Linesmen

NEDELJKOVIC Ivan (SRB) , NOTHEGGER David (AUT)

## Goalkeepers

Team: USA

No.	Name	Gen	GP	MIP	GA	SVS	SOG	SVS%	GAA
32	LEE Jen	M	0	00:00	0	0	0	0.00	0.00
34	CASH Steve	M	0	00:00	0	0	0	0.00	0.00

## Team Roster

Team: USA (white)

No.	Pos.	Name	Gen	GP	G	A	PTS	PIM	+/-
3	D	DEQUEBEC Ralph	M	0	0	0	0	0	0
4	F	ROYBAL Brody	M	0	0	0	0	0	0
8	D	WALLACE Jack	M	0	0	0	0	0	0
9	F	DODSON Travis	M	0	0	0	0	0	0
11	F	WOODKE Joseph	M	0	0	0	0	0	0
15	F	ZYCH Kyle	M	0	0	0	0	0	0
16	F	FARMER Declan	M	0	0	0	0	0	0
17	D	DOUGLAS Christopher	M	0	0	0	0	0	0
22	F	GROVE Noah	M	0	0	0	0	0	0
23	F	ROMAN Rico	M	0	0	0	0	0	0
24	F	MISIEWICZ Joshua	M	0	0	0	0	0	0
27	D	PAULS Josh	M	0	0	0	0	0	0
32	GK	LEE Jen	M	0	0	0	0	0	0
34	GK	CASH Steve	M	0	0	0	0	0	0
37	D	EUSTACE David	M	0	0	0	0	0	0
40	F	HARGIS Josh	M	0	0	0	0	0	0
88	F	McKEE Kevin	M	0	0	0	0	0	0

Head Coach: HOFF David

Team: CAN

No.	Name	Gen	GP	MIP	GA	SVS	SOG	SVS%	GAA
31	LAROCQUE Dominic	M	0	00:00	0	0	0	0.00	0.00
54	KINGSMILL Adam	M	0	00:00	0	0	0	0.00	0.00

Team: CAN (red)

No.	Pos.	Name	Gen	GP	G	A	PTS	PIM	+/-
2	D	CRANE Rod	M	0	0	0	0	0	0
4	F	DUNN James	M	0	0	0	0	0	0
5	D	HENRY Tyrone	M	0	0	0	0	0	0
6	F	ARMSTRONG Rob	M	0	0	0	0	0	0
7	F	LAVIN Zach	M	0	0	0	0	0	0
8	F	McGREGOR Tyler	M	0	0	0	0	0	0
9	F	SMITH Corbyn	M	0	0	0	0	0	0
12	D	WESTLAKE Greg	M	0	0	0	0	0	0
15	D	SISON Branden	M	0	0	0	0	0	0
18	F	BRIDGES Billy	M	0	0	0	0	0	0
19	F	COZZOLINO Dominic	M	0	0	0	0	0	0
23	D	HICKEY Liam	M	0	0	0	0	0	0
24	F	HALBERT Auren	M	0	0	0	0	0	0
26	F	JACOBS-WEBB Anton	M	0	0	0	0	0	0
28	F	LEHOUX Antoine	M	0	0	0	0	0	0
31	GK	LAROCQUE Dominic	M	0	0	0	0	0	0
54	GK	KINGSMILL Adam	M	0	0	0	0	0	0

Head Coach: BABEY Ken

## Legend:

<b>A</b> Assists	<b>D</b> Defence	<b>F</b> Forward	<b>G</b> Goals
<b>GA</b> Goals against	<b>GAA</b> Goals against as average per 45 minutes	<b>Gen</b> Gender	<b>GK</b> Goalkeeper
<b>GP</b> Games played	<b>M</b> Male	<b>MIP</b> Minutes and seconds played	<b>No.</b> Jersey number
<b>PIM</b> Penalties in minutes	<b>Pos.</b> Position	<b>PTS</b> Points	<b>SOG</b> Shots on goal
<b>SVS</b> Saves	<b>SVS%</b> Saves in percentage	<b>+/-</b> Plus/minus net	



SAT 19 JUN 2021

Start Time 15:00

Mixed

Preliminary Round - Group A, Game 2



## Line-ups

## USA - CAN

## Referee

NIKOLIC Kristijan (AUT)

## Linesmen

NEDELJKOVIC Ivan (SRB) , NOTHEGGER David (AUT)

## Goalkeepers

Team: USA

No.	Name	Gen
34	CASH Steve	M
32	LEE Jen	M

Team: CAN

No.	Name	Gen
31	LAROCQUE Dominic	M
54	KINGSMILL Adam	M

## Team Line-ups

Team: USA (white)

No.	Pos.	Name	Gen
8	D	WALLACE Jack	M
27	D	PAULS Josh +C	M
37	D	EUSTACE David	M
16	F	FARMER Declan +A	M
88	F	McKEE Kevin	M
3	D	DEQUEBEC Ralph	M
17	D	DOUGLAS Christopher	M
4	F	ROYBAL Brody	M
9	F	DODSON Travis	M
24	F	MISIEWICZ Joshua	M
11	F	WOODKE Joseph	M
23	F	ROMAN Rico	M
40	F	HARGIS Josh	M

Head Coach: HOFF David

## NOT DRESSED:

15	F	ZYCH Kyle	M
22	F	GROVE Noah	M

Team: CAN (red)

No.	Pos.	Name	Gen
12	D	WESTLAKE Greg +A	M
23	D	HICKEY Liam	M
7	F	LAVIN Zach	M
8	F	McGREGOR Tyler +C	M
18	F	BRIDGES Billy +A	M
5	D	HENRY Tyrone	M
15	D	SISON Branden	M
4	F	DUNN James	M
6	F	ARMSTRONG Rob	M
9	F	SMITH Corbyn	M
19	F	COZZOLINO Dominic	M
26	F	JACOBS-WEBB Anton	M
28	F	LEHOUX Antoine	M

Head Coach: BABEY Ken

## NOT DRESSED:

2	D	CRANE Rod	M
24	F	HALBERT Auren	M

## Legend:

<b>D</b>	Defence	<b>F</b>	Forward	<b>Gen</b>	Gender	<b>M</b>	Male
<b>No.</b>	Jersey number	<b>Pos.</b>	Position	<b>+A</b>	Assistant captain	<b>+C</b>	Captain



**SAT 19 JUN 2021**  
Start Time 15:00

**Preliminary Round - Group A, Game 2**

**Mixed**



## Graphical Line-ups

### USA - CAN

**Referee**

NIKOLIC Kristijan (AUT)

**Linesmen**

NEDELJKOVIC Ivan (SRB) , NOTHEGGER David (AUT)

**Team:** USA - USA (white)

**Head Coach:** HOFF David

S1 34 CASH Steve		
32 LEE Jen		
S3 37 EUSTACE David	S2 27 PAULS Josh +C	
S5 16 FARMER Declan +A	S4 8 WALLACE Jack	S6 88 McKEE Kevin
3 DEQUEBEC Ralph		17 DOUGLAS Christopher
4 ROYBAL Brody	24 MISIEWICZ Joshua	9 DODSON Travis
23 ROMAN Rico	40 HARGIS Josh	11 WOODKE Joseph

**Team:** CAN - Canada (red)

**Head Coach:** BABEY Ken

S1 31 LAROCQUE Dominic		
54 KINGSMILL Adam		
S3 23 HICKEY Liam	S2 12 WESTLAKE Greg +A	
S4 7 LAVIN Zach	S6 18 BRIDGES Billy +A	S5 8 McGREGOR Tyler +C
15 SISON Branden		5 HENRY Tyrone
4 DUNN James	9 SMITH Corbyn	6 ARMSTRONG Rob
28 LEHOUX Antoine	26 JACOBS-WEBB Anton	19 COZZOLINO Dominic

**Legend:**

**Sn** Starting position

**+A** Assistant captain

**+C** Captain



SAT 19 JUN 2021

Start Time 15:00

End Time 17:02

Mixed

Preliminary Round - Group A, Game 2



## Game Summary

USA - CAN 1 - 2 (0 - 0 , 0 - 2 , 1 - 0)

Spectators	Referee	Linesmen
489	NIKOLIC Kristijan (AUT)	NEDELJKOVIC Ivan (SRB) , NOTHEGGER David (AUT)

## Team Statistics

Period	Score	SVS	SOG	PIM	TPP	PPG	SHG
1	0 : 0	1 : 4	4 : 1	0 : 0	00:00 : 00:00	0 : 0	0 : 0
2	0 : 2	4 : 4	4 : 6	4 : 2	02:00 : 03:34	0 : 2	0 : 0
3	1 : 0	2 : 7	8 : 2	2 : 2	02:00 : 02:00	0 : 0	0 : 0
<b>Total</b>	<b>1 : 2</b>	<b>7 : 15</b>	<b>16 : 9</b>	<b>6 : 4</b>	<b>04:00 : 05:34</b>	<b>0 : 2</b>	<b>0 : 0</b>

## 1st Period

No game actions in this period

Action	Time	ET/Res	Team	Type	No.	Name	(G)	Name of Assistant(s) / Action Description
GK	00:00		CAN		31	LAROCQUE D		- Goalkeeper in
GK	00:00		USA		34	CASH S		- Goalkeeper in

## 2nd Period

Action	Time	ET/Res	Team	Type	No.	Name	(G)	Name of Assistant(s) / Action Description
Penalty	15:13	17:03	USA	2 min.	8	WALLACE J		- Tripping
Goal	17:03	0 : 1	CAN	PP1	4	DUNN J	(1)	23 HICKEY L On Ice USA 34 9 17 23 27 26 JACOBS-WEBB A CAN 31 4 9 19 23 26 *
Penalty	22:51	24:35	USA	2 min.	3	DEQUEBEC R		- Teeing
Goal	24:35	0 : 2	CAN	PP1	8	McGREGOR T	(1)	On Ice USA 34 8 16 23 27 CAN 31 5 7 8 12 18 *
Penalty	27:21	29:21	CAN	2 min.	15	SISON B		- Roughing

## 3rd Period

Action	Time	ET/Res	Team	Type	No.	Name	(G)	Name of Assistant(s) / Action Description
Goal	30:57	1 : 2	USA	EQ	4	ROYBAL B	(1)	27 PAULS J On Ice USA 34 4 8 27 37 88 CAN 31 5 7 8 12 18
Penalty	32:36	34:36	USA	2 min.	23	ROMAN R		- Holding an opponent
Penalty	39:09	41:09	CAN	2 min.	26	JACOBS-WEBB A		- Tripping
Time-out	43:09		USA					
GK	44:13		USA					34 CASH S - Goalkeeper out
GK	45:00		CAN					31 LAROCQUE D - Goalkeeper out

## Goalkeeper Records

Team : USA - USA

No.	Name	SOG	SVS	MIP
34	CASH Steve	9	7	44:13
32	LEE Jen			

Team : CAN - Canada

No.	Name	SOG	SVS	MIP
31	LAROCQUE Dominic	16	15	45:00
54	KINGSMILL Adam			

## Game Statistics

Team : USA (white)

Head Coach : HOFF David

No.	Pos.	Name	Gen	G	A	P	PIM	FO+	FO-	FO+/-	FO%	Shots on Goal					+/-
												1	2	3	OT	TS	
8	D	WALLACE Jack	M	0	0	0	2	1	2	-1	33.33	1	1	1		3	+1
16	F	FARMER Declan +A	M	0	0	0	0	17	7	10	70.83	0	0	2		2	0
27	D	PAULS Josh +C	M	0	1	1	0	0	0	0	0.00	1	0	2		3	+1
37	D	EUSTACE David	M	0	0	0	0	0	0	0	0.00	0	1	0		1	+1
88	F	McKEE Kevin	M	0	0	0	0	0	0	0	0.00	0	0	0		0	+1
3	D	DEQUEBEC Ralph	M	0	0	0	2	0	0	0	0.00	0	0	0		0	0
4	F	ROYBAL Brody (BP)	M	1	0	1	0	0	0	0	0.00	1	0	3		4	+1
9	F	DODSON Travis	M	0	0	0	0	0	1	-1	0.00	1	1	0		2	0
17	D	DOUGLAS Christopher	M	0	0	0	0	0	0	0	0.00	0	0	0		0	0
24	F	MISIEWICZ Joshua	M	0	0	0	0	2	4	-2	33.33	0	0	0		0	0



SAT 19 JUN 2021

Start Time 15:00  
End Time 17:02

Preliminary Round - Group A, Game 2

Mixed



Head Coach : HOFF David

No.	Pos.	Name	Gen	G	A	P	PIM	FO+	FO-	FO+/-	FO%	Shots on Goal					+/-
												1	2	3	OT	TS	
11	F	WOODKE Joseph	M	0	0	0	0	0	0	0	0.00	0	0	0	0	0	0
23	F	ROMAN Rico +A	M	0	0	0	2	2	4	-2	33.33	0	0	0	0	0	0
40	F	HARGIS Josh	M	0	0	0	0	1	0	1	100.00	0	1	0	0	1	0
32	GK	LEE Jen	M	0	0	0	0	0	0	0	0.00	0	0	0	0	0	0
34	GK	CASH Steve	M	0	0	0	0	0	0	0	0.00	0	0	0	0	0	0
<b>Total</b>				<b>1</b>	<b>1</b>	<b>2</b>	<b>6</b>	<b>23</b>	<b>18</b>	<b>5</b>	<b>56.10</b>	<b>4</b>	<b>4</b>	<b>8</b>	<b>16</b>		

Team : CAN (red)

Head Coach : BABEY Ken

No.	Pos.	Name	Gen	G	A	P	PIM	FO+	FO-	FO+/-	FO%	Shots on Goal					+/-
												1	2	3	OT	TS	
7	F	LAVIN Zach	M	0	0	0	0	0	0	0	0.00	0	0	0	0	0	-1
8	F	McGREGOR Tyler +C	M	1	0	1	0	1	1	0	50.00	0	1	0	0	1	-1
12	D	WESTLAKE Greg	M	0	0	0	0	0	0	0	0.00	0	0	1	1	-1	
18	F	BRIDGES Billy	M	0	0	0	0	7	14	-7	33.33	1	1	1	3	-1	
23	D	HICKEY Liam +A (BP)	M	0	1	1	0	0	0	0	0.00	0	3	0	3	0	
4	F	DUNN James	M	1	0	1	0	0	0	0	0.00	0	1	0	1	0	
5	D	HENRY Tyrone +A	M	0	0	0	0	0	1	-1	0.00	0	0	0	0	-1	
6	F	ARMSTRONG Rob	M	0	0	0	0	0	0	0	0.00	0	0	0	0	0	
9	F	SMITH Corbyn	M	0	0	0	0	9	4	5	69.23	0	0	0	0	0	
15	D	SISON Branden	M	0	0	0	2	0	0	0	0.00	0	0	0	0	0	
19	F	COZZOLINO Dominic	M	0	0	0	0	0	0	0	0.00	0	0	0	0	0	
26	F	JACOBS-WEBB Anton	M	0	1	1	2	1	3	-2	25.00	0	0	0	0	0	
28	F	LEHOUX Antoine	M	0	0	0	0	0	0	0	0.00	0	0	0	0	0	
31	GK	LAROCQUE Dominic	M	0	0	0	0	0	0	0	0.00	0	0	0	0	0	
54	GK	KINGSMILL Adam	M	0	0	0	0	0	0	0	0.00	0	0	0	0	0	
<b>Total</b>				<b>2</b>	<b>2</b>	<b>4</b>	<b>4</b>	<b>18</b>	<b>23</b>	<b>-5</b>	<b>43.90</b>	<b>1</b>	<b>6</b>	<b>2</b>	<b>9</b>		

Group A

R	Team	GP	W	OTW	OTL	L	GDF	GF : GA	PTS
1	CAN	2	2	0	0	0	+9	10 : 1	6
2	USA	2	1	0	0	1	+3	5 : 2	3
3	KOR	2	1	0	0	1	-6	2 : 8	3
4	CZE	2	0	0	0	2	-6	0 : 6	0

	CAN	CZE	KOR	USA
CAN	*****	TUE 22 JUN 14:15	SUN 20 JUN 11:15	2:1
CZE	TUE 22 JUN 14:15	*****	0:2	SUN 20 JUN 14:30
KOR	SUN 20 JUN 11:15	2:0	*****	TUE 22 JUN 20:45
USA	1:2	SUN 20 JUN 14:30	TUE 22 JUN 20:45	*****

Legend:			
<b>(G)</b>	Goals in tournament	*	does not count for Plus/minus
<b>+C</b>	Captain	<b>A</b>	Assists
<b>ET/Res</b>	Penalty end time/Result of game	<b>F</b>	Forward
<b>FO+</b>	Face-offs won	<b>FO+/-</b>	Face-offs net
<b>GDF</b>	Goal difference	<b>Gen</b>	Gender
<b>GP</b>	Games played	<b>L</b>	Losses
<b>No.</b>	Jersey number	<b>OT</b>	Overtime
<b>P</b>	Points	<b>PIM</b>	Penalties in minutes
<b>PPG</b>	Power play goals	<b>PTS</b>	Points
<b>SOG</b>	Shots on goal	<b>SVS</b>	Saves
<b>W</b>	Wins	<b>+/-</b>	Plus/minus net
		<b>D</b>	Defence
		<b>FO-</b>	Face-offs lost
		<b>G</b>	Goals
		<b>GF</b>	Goals for
		<b>M</b>	Male
		<b>OTL</b>	Overtime losses
		<b>Pos.</b>	Position
		<b>R</b>	Rank
		<b>TPP</b>	Time on power play
		<b>+A</b>	Assistant captain
		<b>EQ</b>	Equal strength
		<b>FO%</b>	Face-offs won as percentage
		<b>GA</b>	Goals against
		<b>GK</b>	Goalkeeper
		<b>MIP</b>	Minutes in play (GK)
		<b>OTW</b>	Overtime wins
		<b>PP1</b>	Power play - 1 player
		<b>SHG</b>	Shorthanded goals
		<b>TS</b>	Total shots



SAT 19 JUN 2021  
Start Time 15:00

Preliminary Round - Group A, Game 2



Mixed

Shot Chart  
USA - CAN

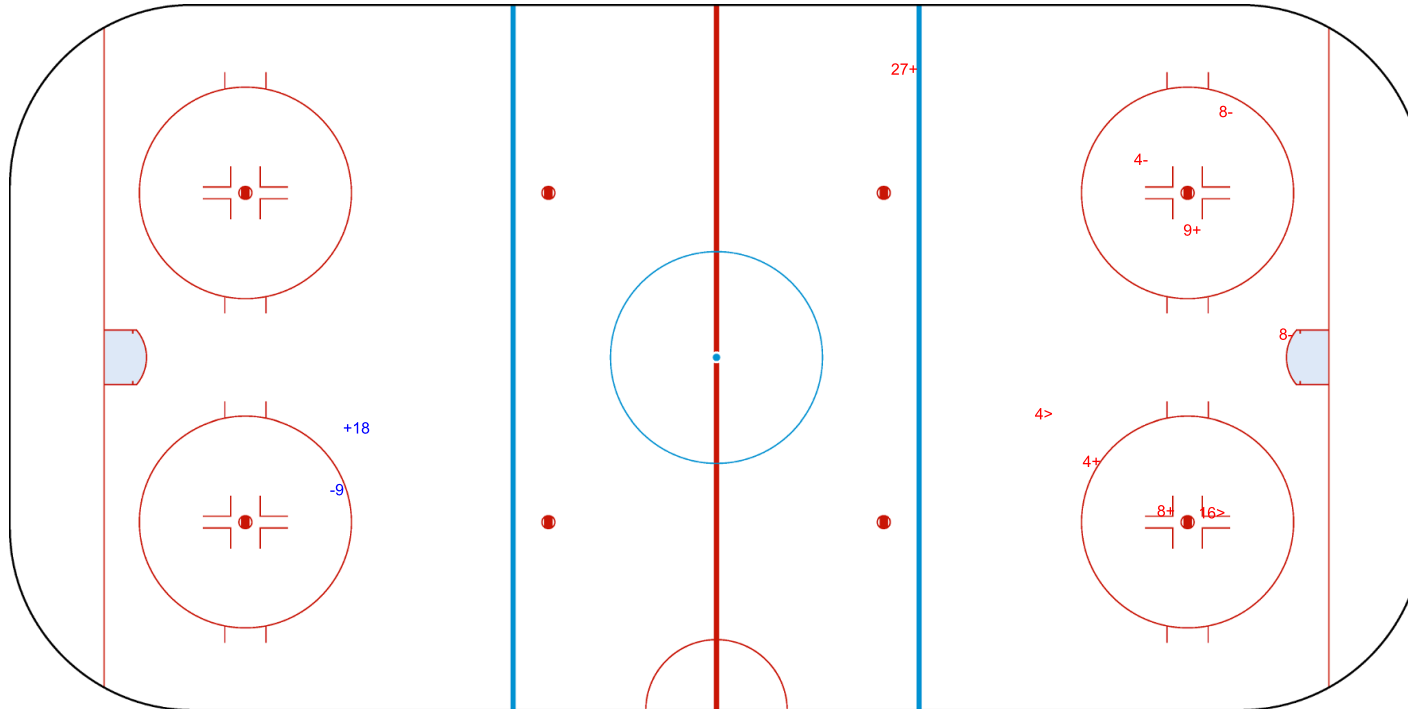
Shots by CAN  
Goals (o): 0    SSG (+): 1  
SSP (<): 0    SPG (-): 1



Period: 1



Shots by USA  
Goals (o): 0    SSG (+): 4  
SSP (>): 2    SPG (-): 3



<b>Legend:</b>	
<b>GK</b> Goalkeeper	<b>SSP</b> Shots saved by player
<b>SPG</b> Shots past goal	<b>SSG</b> Shots saved by goalkeeper



SAT 19 JUN 2021  
Start Time 15:00

Preliminary Round - Group A, Game 2



Shot Chart  
USA - CAN



Period: 2



Shots by USA

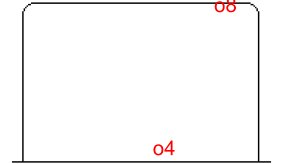
Goals (o): 0    SSG (+): 4  
SSP (<): 1    SPG (-): 2



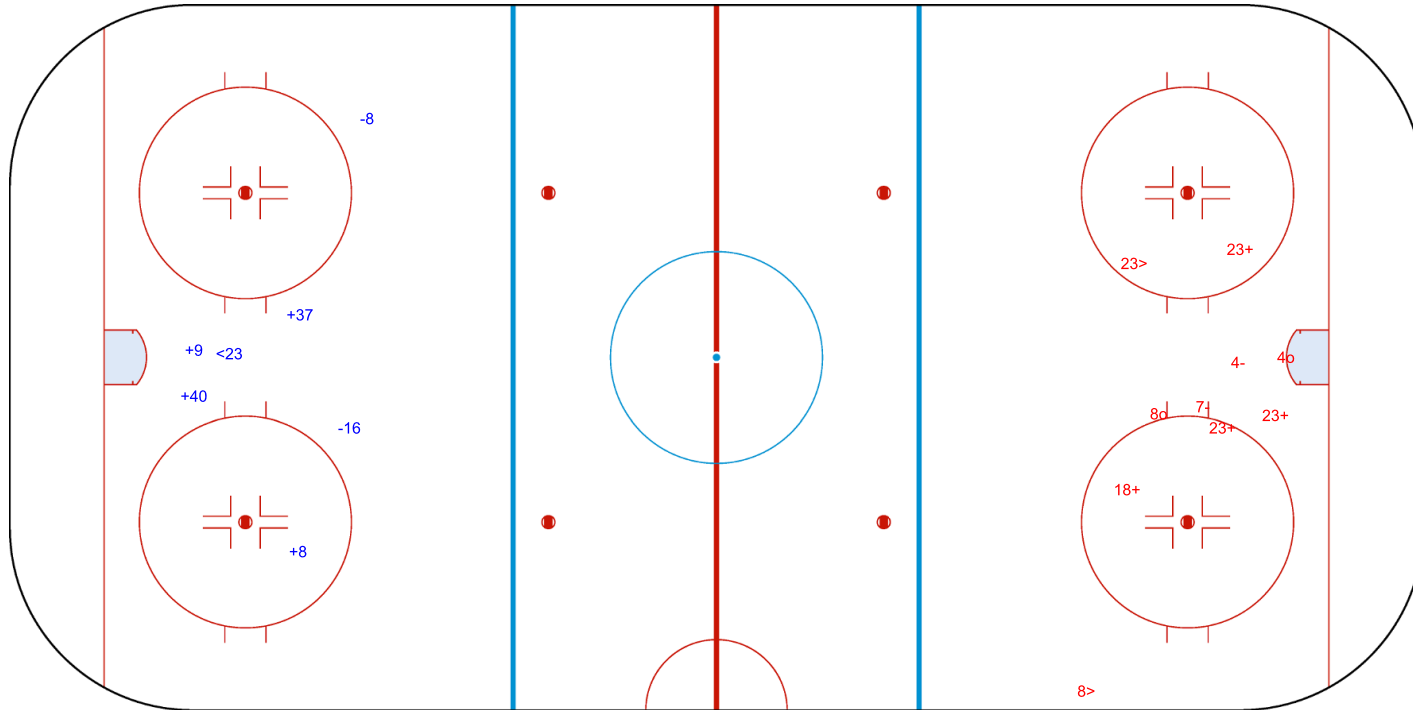
GK 31 of CAN

Shots by CAN

Goals (o): 2    SSG (+): 4  
SSP (>): 2    SPG (-): 2



GK 34 of USA



Legend:	
<b>GK</b>	Goalkeeper
<b>SPG</b>	Shots past goal
<b>SSG</b>	Shots saved by goalkeeper
<b>SSP</b>	Shots saved by player





SAT 19 JUN 2021  
Start Time 15:00

Preliminary Round - Group A, Game 2



Mixed

Shot Chart  
USA - CAN



Period: 3

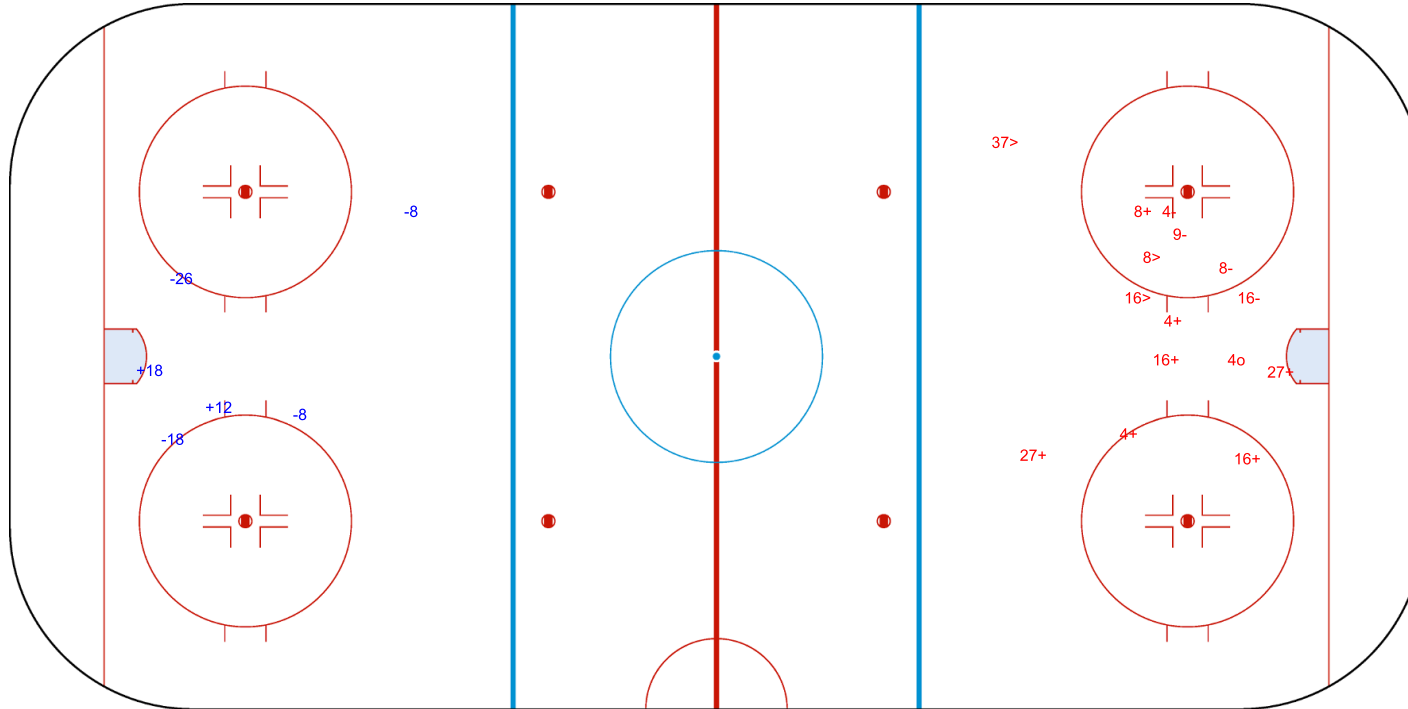


Shots by CAN

Goals (o): 0      SSG (+): 2  
SSP (<): 0      SPG (-): 4




GK 34 of USA



Shots by USA

Goals (o): 1      SSG (+): 7  
SSP (>): 3      SPG (-): 4



GK 31 of CAN

Legend:	
<b>GK</b>	Goalkeeper
<b>SPG</b>	Shots past goal
<b>SSG</b>	Shots saved by goalkeeper
<b>SSP</b>	Shots saved by player



SAT 19 JUN 2021  
Start Time 15:00

Preliminary Round - Group A, Game 2

Mixed



Face-off Chart  
USA - CAN

PERIOD 1

	USA		CAN		USA		CAN		Total wins all zones	
	Def. zone	Att. zone	Neutral zone	Neutral zone	Att. zone	Def. zone	Att. zone	Def. zone	USA	CAN
	+ 16	- 9	+ 16	- 18	- 24	+ 9				
	+ 16	- 18	- 24	+ 26	+ 16	- 18				
			+ 40	- 26						
Total wins / period	2 / 100%	0 / 0%	2 / 67%	1 / 33%	1 / 50%	1 / 50%			5 / 71%	2 / 29%

PERIOD 2

	USA		CAN		USA		CAN		Total wins all zones	
	Def. zone	Att. zone	Neutral zone	Neutral zone	Att. zone	Def. zone	Att. zone	Def. zone	USA	CAN
	+ 16	- 18	- 16	+ 18	+ 24	- 26				
	- 23	+ 9	+ 16	- 18	+ 23	- 26				
	+ 8	- 5	- 24	+ 18	- 16	+ 18				
	+ 16	- 18	+ 16	- 9	+ 16	- 8				
	+ 16	- 18			- 16	+ 9				
	- 9	+ 9			- 23	+ 18				
	- 16	+ 9								
Total wins / period	4 / 57%	3 / 43%	2 / 50%	2 / 50%	3 / 50%	3 / 50%			9 / 53%	8 / 47%

PERIOD 3

	USA		CAN		USA		CAN		Total wins all zones	
	Def. zone	Att. zone	Neutral zone	Neutral zone	Att. zone	Def. zone	Att. zone	Def. zone	USA	CAN
	+ 24	- 18	+ 16	- 18	- 16	+ 8				
	+ 23	- 18	- 24	+ 9	- 23	+ 18				
	+ 16	- 18	+ 16	- 9	+ 16	- 18				
	- 8	+ 9			- 8	+ 9				
					+ 16	- 18				
					- 23	+ 18				
					- 16	+ 9				
					+ 16	- 9				
					- 16	+ 18				
					+ 16	- 18				
Total wins / period	3 / 75%	1 / 25%	2 / 67%	1 / 33%	4 / 40%	6 / 60%			9 / 53%	8 / 47%

TOTAL

	USA		CAN		USA		CAN		Total wins all zones	
	Def. zone	Att. zone	Neutral zone	Neutral zone	Att. zone	Def. zone	Att. zone	Def. zone	USA	CAN
Total wins / game	9 / 69%	4 / 31%	6 / 60%	4 / 40%	8 / 44%	10 / 56%			23 / 56%	18 / 44%



**SAT 19 JUN 2021**  
Start Time 15:00

**Preliminary Round - Group A, Game 2**

Mixed



### HEAD TO HEAD

		CAN									
	No.	5	8	9	18	26	Tot	wins USA	Dz	Nz	Az
USA	8	1 - 0		0 - 2			3	1 33%	1 50%		0 0%
	9			0 - 1			1	0 0%	0 0%		
	16		1 - 1	4 - 3	12 - 3		24	17 71%	6 86%	5 83%	6 55%
	23			0 - 1	1 - 3	1 - 0	6	2 33%	1 50%		1 25%
	24			0 - 2	1 - 1	1 - 1	6	2 33%	1 100%	0 0%	1 50%
	40					1 - 0	1	1 100%		1 100%	
	<b>Tot</b>	1	2	13	21	4	41	23 56%	9 69%	6 60%	8 44%
	<b>wins CAN</b>	0 0%	1 50%	9 69%	7 33%	1 25%	18 44%				
	<b>Dz</b>		1 50%	4 80%	5 56%	0 0%	10 56%				
	<b>Nz</b>			1 33%	2 40%	1 50%	4 40%				
	<b>Az</b>	0 0%		4 80%	0 0%		4 31%				

**Legend:**

**Az** Attacking zone    **Dz** Defending zone    **No.** Jersey number    **Nz** Neutral zone    **Tot** Total face-offs played



SAT 19 JUN 2021

Start Time 18:00

Preliminary Round - Group B, Game 3

Mixed



## Game Roster

## NOR - ITA

## Referee

ESPOSITO Bobby (USA)

## Linesmen

FAZEKAS Tibor (SRB) , VANEK Jan (CZE)

## Goalkeepers

Team: NOR

No.	Name	Gen	GP	MIP	GA	SVS	SOG	SVS%	GAA
1	LUNDE Emanuel	M	0	00:00	0	0	0	0.00	0.00
39	GROENLIE Johan	M	0	00:00	0	0	0	0.00	0.00

## Team Roster

Team: NOR (red)

No.	Pos.	Name	Gen	GP	G	A	PTS	PIM	+/-
1	GK	LUNDE Emanuel	M	0	0	0	0	0	
6	F	KIRSTISTUEN Emil	M	0	0	0	0	0	0
9	F	VAERNES Morten	M	0	0	0	0	0	0
10	F	RIVERA Tor Joakim	M	0	0	0	0	0	0
12	F	BOGLE Magnus	M	0	0	0	0	0	0
16	D	NORDSTOGA Knut Andre	M	0	0	0	0	0	0
17	F	SOLBERG Loyd Remi	M	0	0	0	0	0	0
20	D	HAMRE Martin	M	0	0	0	0	0	0
22	D	BAKKE Audun	M	0	0	0	0	0	0
25	D	SUNDT Andreas	M	0	0	0	0	0	0
27	F	VATNE Emil	M	0	0	0	0	0	0
29	F	SCHROEDER Lena	F	0	0	0	0	0	0
33	F	SKOLBEKKEN Martin Bakkejord	M	0	0	0	0	0	0
39	GK	GROENLIE Johan	M	0	0	0	0	0	
69	F	OEVERLI Fabian Cruickshank	M	0	0	0	0	0	0
71	F	OISETH Ola	M	0	0	0	0	0	0
77	F	AANEKRE Torstein	M	0	0	0	0	0	0
91	F	LYNGROTH Alexander	M	0	0	0	0	0	0

Head Coach: LYSENSTOEN Andre

Team: ITA

No.	Name	Gen	GP	MIP	GA	SVS	SOG	SVS%	GAA
1	STILLITANO Santino	M	0	00:00	0	0	0	0.00	0.00
15	ARAUDO Gabriele	M	0	00:00	0	0	0	0.00	0.00

Team: ITA (white)

No.	Pos.	Name	Gen	GP	G	A	PTS	PIM	+/-
1	GK	STILLITANO Santino	M	0	0	0	0	0	
2	D	ENDERLE Alex	M	0	0	0	0	0	0
3	D	ROSA Gianluigi	M	0	0	0	0	0	0
4	F	REMOTTI MARNINI Matteo	M	0	0	0	0	0	0
5	F	PLANKER Florian	M	0	0	0	0	0	0
6	D	CAVALIERE Gian Luca	M	0	0	0	0	0	0
8	D	RADICE Roberto	M	0	0	0	0	0	0
9	F	KALEGARIS Sandro	M	0	0	0	0	0	0
11	F	LARCH Nils	M	0	0	0	0	0	0
15	GK	ARAUDO Gabriele	M	0	0	0	0	0	
18	D	MACRI Andrea	M	0	0	0	0	0	0
20	F	STELLA Igor	M	0	0	0	0	0	0
25	F	TORELLA Francesco	M	0	0	0	0	0	0
27	F	ANDREONI Alessandro	M	0	0	0	0	0	0
62	F	DEPAOLI Christoph	M	0	0	0	0	0	0
82	D	KASSLATTER Julian	M	0	0	0	0	0	0
84	D	KERSCHBAUMER Stefan	M	0	0	0	0	0	0

Head Coach: da RIN de LORENZO Massimo

## Legend:

<b>A</b> Assists	<b>D</b> Defence	<b>F</b> Female / Forward	<b>G</b> Goals
<b>GA</b> Goals against	<b>GAA</b> Goals against as average per 45 minutes	<b>Gen</b> Gender	<b>GK</b> Goalkeeper
<b>GP</b> Games played	<b>M</b> Male	<b>MIP</b> Minutes and seconds played	<b>No.</b> Jersey number
<b>PIM</b> Penalties in minutes	<b>Pos.</b> Position	<b>PTS</b> Points	<b>SOG</b> Shots on goal
<b>SVS</b> Saves	<b>SVS%</b> Saves in percentage	<b>+/-</b> Plus/minus net	



SAT 19 JUN 2021

Start Time 18:00

Preliminary Round - Group B, Game 3

Mixed



## Line-ups

## NOR - ITA

## Referee

ESPOSITO Bobby (USA)

## Linesmen

FAZEKAS Tibor (SRB) , VANEK Jan (CZE)

## Goalkeepers

Team: NOR

No.	Name	Gen
39	GROENLIE Johan	M
1	LUNDE Emanuel	M

## Team Line-ups

Team: NOR (red)

No.	Pos.	Name	Gen
16	D	NORDSTOGA Knut Andre +C	M
22	D	BAKKE Audun	M
9	F	VAERNES Morten	M
12	F	BOGLE Magnus	M
71	F	OISETH Ola +A	M
20	D	HAMRE Martin	M
25	D	SUNDT Andreas	M
10	F	RIVERA Tor Joakim	M
17	F	SOLBERG Loyd Remi +A	M
91	F	LYNGROTH Alexander	M
6	F	KIRSTISTUEN Emil	M
27	F	VATNE Emil	M
29	F	SCHROEDER Lena	F
77	F	AANEKRE Torstein	M

Head Coach: LYSENSTOEN Andre

## NOT DRESSED:

33	F	SKOLBEKKEN Martin Bakkejord	M
69	F	OEVERLI Fabian Cruickshank	M

Team: ITA

No.	Name	Gen
1	STILLITANO Santino	M
15	ARAUDO Gabriele	M

Team: ITA (white)

No.	Pos.	Name	Gen
6	D	CAVALIERE Gian Luca +C	M
18	D	MACRI Andrea +A	M
11	F	LARCH Nils	M
27	F	ANDREONI Alessandro	M
62	F	DEPAOLI Christoph	M
2	D	ENDERLE Alex	M
3	D	ROSA Gianluigi	M
8	D	RADICE Roberto	M
5	F	PLANKER Florian +A	M
9	F	KALEGARIS Sandro	M
4	F	REMOTTI MARNINI Matteo	M
20	F	STELLA Igor	M
25	F	TORELLA Francesco	M

Head Coach: da RIN de LORENZO Massimo

## NOT DRESSED:

82	D	KASSLATTER Julian	M
84	D	KERSCHBAUMER Stefan	M

## Legend:

<b>D</b>	Defence	<b>F</b>	Female / Forward	<b>Gen</b>	Gender	<b>M</b>	Male
<b>No.</b>	Jersey number	<b>Pos.</b>	Position	<b>+A</b>	Assistant captain	<b>+C</b>	Captain



**SAT 19 JUN 2021**  
Start Time 18:00

**Preliminary Round - Group B, Game 3**

**Mixed**



## Graphical Line-ups

### NOR - ITA

**Referee**

ESPOSITO Bobby (USA)

**Linesmen**

FAZEKAS Tibor (SRB) , VANEK Jan (CZE)

**Team:** NOR - Norway (red)

**Head Coach:** LYSENSTOEN Andre

<b>S1</b> 39 GROENLIE Johan		
1 LUNDE Emanuel		
<b>S2</b> 16 NORDSTOGA Knut Andre +C	<b>S3</b> 22 BAKKE Audun	
<b>S4</b> 9 VAERNES Morten	<b>S6</b> 71 OISETH Ola +A	<b>S5</b> 12 BOGLE Magnus
10 RIVERA Tor Joakim		25 SUNDT Andreas
17 SOLBERG Loyd Remi +A	20 HAMRE Martin	91 LYNGROTH Alexander
		77 AANEKRE Torstein
6 KIRSTISTUEN Emil	29 SCHROEDER Lena	27 VATNE Emil

**Team:** ITA - Italy (white)

**Head Coach:** da RIN de LORENZO Massimo

<b>S1</b> 1 STILLITANO Santino		
15 ARAUDO Gabriele		
<b>S2</b> 6 CAVALIERE Gian Luca +C	<b>S3</b> 18 MACRI Andrea +A	
<b>S4</b> 11 LARCH Nils	<b>S5</b> 27 ANDREONI Alessandro	<b>S6</b> 62 DEPAOLI Christoph
2 ENDERLE Alex		3 ROSA Gianluigi
8 RADICE Roberto	5 PLANKER Florian +A	9 KALEGARIS Sandro
25 TORELLA Francesco	4 REMOTTI MARNINI Matteo	20 STELLA Igor

**Legend:**

**Sn** Starting position      **+A** Assistant captain      **+C** Captain



SAT 19 JUN 2021

Start Time 18:10

End Time 20:15

Preliminary Round - Group B, Game 3

Mixed



## Game Summary

NOR - ITA 4 - 3 (2 - 0, 0 - 0, 1 - 3, 0 - 0, 1 - 0)

Spectators	Referee	Linesmen
389	ESPOSITO Bobby (USA)	FAZEKAS Tibor (SRB) , VANEK Jan (CZE)

## Team Statistics

Period	Score	SVS	SOG	PIM	TPP	PPG	SHG
1	2 : 0	1 : 4	6 : 1	0 : 4	04:00 : 00:00	0 : 0	0 : 0
2	0 : 0	5 : 2	2 : 5	0 : 0	00:00 : 00:00	0 : 0	0 : 0
3	1 : 3	4 : 3	4 : 7	0 : 2	02:00 : 00:00	0 : 0	0 : 0
OT	0 : 0	2 : 0	0 : 2	0 : 0	00:00 : 00:00	0 : 0	0 : 0
PSS	1 : 0	0 : 0	1 : 0	0 : 0	00:00 : 00:00	0 : 0	0 : 0
<b>Total</b>	<b>4 : 3</b>	<b>12 : 9</b>	<b>13 : 15</b>	<b>0 : 6</b>	<b>06:00 : 00:00</b>	<b>0 : 0</b>	<b>0 : 0</b>

## 1st Period

Action	Time	ET/Res	Team	Type	No.	Name	(G)	Name of Assistant(s) / Action Description
GK	00:00		NOR		39	GROENLIE J		- Goalkeeper in
GK	00:00		ITA		1	STILLITANO S		- Goalkeeper in
Penalty	00:36	02:36	ITA	2 min.	27	ANDREONI A		- Holding an opponent
Penalty	05:42	07:42	ITA	2 min.	11	LARCH N		- Interference
Penalty	12:00		ITA	PS	18	MACRI A		- Throwing a Stick or any Object
<b>Goal</b>	<b>12:00</b>	<b>1 : 0</b>	<b>NOR</b>	<b>PS</b>	<b>22</b>	<b>BAKKE A</b>	(1)	On Ice NOR 22 ITA 1
<b>Goal</b>	<b>12:39</b>	<b>2 : 0</b>	<b>NOR</b>	<b>EQ</b>	<b>22</b>	<b>BAKKE A</b>	(2)	12 BOGLE M On Ice NOR 39 9 12 16 22 71 ITA 1 2 3 11 27 62

## 2nd Period

No game actions in this period

## 3rd Period

Action	Time	ET/Res	Team	Type	No.	Name	(G)	Name of Assistant(s) / Action Description
<b>Goal</b>	<b>30:19</b>	<b>2 : 1</b>	<b>ITA</b>	<b>EQ</b>	<b>6</b>	<b>CAVALIERE GL</b>	(1)	On Ice NOR 39 16 17 20 22 91 ITA 1 5 6 11 18 62
<b>Goal</b>	<b>34:53</b>	<b>2 : 2</b>	<b>ITA</b>	<b>EQ</b>	<b>62</b>	<b>DEPAOLI C</b>	(1)	3 ROSA G On Ice NOR 39 9 16 20 22 91 ITA 1 3 5 11 18 62
Time-out	34:53		NOR					
Penalty	37:03	39:03	ITA	2 min.	9	KALEGARIS S		- Interference
<b>Goal</b>	<b>42:57</b>	<b>2 : 3</b>	<b>ITA</b>	<b>EQ</b>	<b>62</b>	<b>DEPAOLI C</b>	(2)	5 PLANKER F 18 MACRI A On Ice NOR 39 9 16 22 71 91 ITA 1 3 5 11 18 62
<b>Goal</b>	<b>43:11</b>	<b>3 : 3</b>	<b>NOR</b>	<b>EQ</b>	<b>22</b>	<b>BAKKE A</b>	(3)	On Ice NOR 39 9 12 16 22 71 ITA 1 3 5 9 11 18

## Overtime

No game actions in this period

Action	Time	ET/Res	Team	Type	No.	Name	(G)	Name of Assistant(s) / Action Description
GK	50:00		NOR					39 GROENLIE J - Goalkeeper out
GK	50:00		ITA					1 STILLITANO S - Goalkeeper out

## Penalty Shot Shootout

Action	Time	Result	Team	No.	Name	(G)	Action Description
		1 : 0	NOR	22	BAKKE A		- Scored 1 STILLITANO S (ITA) - on goal
		0 : 0	ITA	11	LARCH N		- Saved by goalie 39 GROENLIE J (NOR) - on goal
		1 : 0	NOR	71	OISETH O		- Scored 1 STILLITANO S (ITA) - on goal
		0 : 0	ITA	62	DEPAOLI C		- Missed (right) 39 GROENLIE J (NOR) - on goal
GWG	50:00	2 : 0	NOR	22	BAKKE A		



SAT 19 JUN 2021

Start Time 18:10

End Time 20:15

Mixed

Preliminary Round - Group B, Game 3



## Goalkeeper Records

Team : NOR - Norway

No.	Name	SOG	SVS	MIP
39	GROENLIE Johan	15	12	50:00
1	LUNDE Emanuel			

Team : ITA - Italy

No.	Name	SOG	SVS	MIP
1	STILLITANO Santino	12	9	50:00
15	ARAUDO Gabriele			

## Game Statistics

Team : NOR (red)

Head Coach : LYSENSTOEN Andre

No.	Pos.	Name	Gen	G	A	P	PIM	FO+	FO-	FO+/-	FO%	Shots on Goal					+/-
												1	2	3	OT	TS	
9	F	VAERNES Morten	M	0	0	0	0	0	0	0	0.00	0	1	0	0	1	0
12	F	BOGLE Magnus	M	0	1	1	0	15	9	6	62.50	0	0	0	0	0	+2
16	D	NORDSTOGA Knut Andre +C	M	0	0	0	0	0	0	0	0.00	1	0	1	0	2	-1
22	D	BAKKE Audun (BP)	M	3	0	3	0	0	0	0	0.00	2	1	3	0	6	-1
71	F	OISETH Ola +A	M	0	0	0	0	6	3	3	66.67	1	0	0	0	1	+1
10	F	RIVERA Tor Joakim	M	0	0	0	0	0	0	0	0.00	1	0	0	0	1	0
17	F	SOLBERG Loyd Remi +A	M	0	0	0	0	0	0	0	0.00	1	0	0	0	1	-1
20	D	HAMRE Martin	M	0	0	0	0	3	12	-9	20.00	0	0	0	0	0	-2
25	D	SUNDT Andreas	M	0	0	0	0	0	0	0	0.00	0	0	0	0	0	0
91	F	LYNGROTH Alexander	M	0	0	0	0	0	0	0	0.00	0	0	0	0	0	-3
6	F	KIRSTISTUEN Emil	M	0	0	0	0	0	0	0	0.00	0	0	0	0	0	0
27	F	VATNE Emil	M	0	0	0	0	0	0	0	0.00	0	0	0	0	0	0
29	F	SCHROEDER Lena	F	0	0	0	0	0	0	0	0.00	0	0	0	0	0	0
77	F	AANEKRE Torstein	M	0	0	0	0	0	0	0	0.00	0	0	0	0	0	0
1	GK	LUNDE Emanuel	M	0	0	0	0					0	0	0	0	0	
39	GK	GROENLIE Johan	M	0	0	0	0					0	0	0	0	0	
<b>Total</b>				<b>4</b>	<b>1</b>	<b>5</b>	<b>0</b>	<b>24</b>	<b>24</b>	<b>0</b>	<b>50.00</b>	<b>6</b>	<b>2</b>	<b>4</b>	<b>1</b>	<b>13</b>	

Team : ITA (white)

Head Coach : da RIN de LORENZO Massimo

No.	Pos.	Name	Gen	G	A	P	PIM	FO+	FO-	FO+/-	FO%	Shots on Goal					+/-
												1	2	3	OT	TS	
6	D	CAVALIERE Gian Luca +C	M	1	0	1	0	1	0	1	100.00	0	0	1	0	1	+1
11	F	LARCH Nils	M	0	0	0	2	0	3	-3	0.00	0	0	0	0	0	+1
18	D	MACRI Andrea +A	M	0	1	1	0	0	1	-1	0.00	0	0	2	0	2	+2
27	F	ANDREONI Alessandro	M	0	0	0	2	7	7	0	50.00	0	1	0	0	1	-1
62	F	DEPAOLI Christoph	M	2	0	2	0	2	2	0	50.00	0	1	2	1	4	+2
2	D	ENDERLE Alex	M	0	0	0	0	0	0	0	0.00	0	0	1	0	1	-1
3	D	ROSA Gianluigi	M	0	1	1	0	0	0	0	0.00	0	0	0	1	1	0
5	F	PLANKER Florian +A (BP)	M	0	1	1	0	13	9	4	59.09	0	0	0	0	0	+2
8	D	RADICE Roberto	M	0	0	0	0	0	0	0	0.00	0	1	0	0	1	0
9	F	KALEGARIS Sandro	M	0	0	0	2	1	2	-1	33.33	1	1	1	0	3	-1
4	F	REMOTTI MARNINI Matteo	M	0	0	0	0	0	0	0	0.00	0	0	0	0	0	0
20	F	STELLA Igor	M	0	0	0	0	0	0	0	0.00	0	0	0	0	0	0
25	F	TORELLA Francesco	M	0	0	0	0	0	0	0	0.00	0	1	0	0	1	0
1	GK	STILLITANO Santino	M	0	0	0	0					0	0	0	0	0	
15	GK	ARAUDO Gabriele	M	0	0	0	0					0	0	0	0	0	
<b>Total</b>				<b>3</b>	<b>3</b>	<b>6</b>	<b>6</b>	<b>24</b>	<b>24</b>	<b>0</b>	<b>50.00</b>	<b>1</b>	<b>5</b>	<b>7</b>	<b>2</b>	<b>15</b>	

## Group B

R	Team	GP	W	OTW	OTL	L	GDF	GF : GA	PTS
1	RPC	3	3	0	0	0	+33	34 : 1	9
2	NOR	3	1	1	0	1	-15	8 : 23	5
3	SVK	3	1	0	0	2	-6	5 : 11	3
4	ITA	3	0	0	1	2	-12	4 : 16	1

	ITA	NOR	RPC	SVK
ITA	*****	3:4	SUN 20 JUN 17:30	TUE 22 JUN 17:30
NOR	4:3	*****	TUE 22 JUN 10:30	SUN 20 JUN 21:00
RPC	SUN 20 JUN 17:30	TUE 22 JUN 10:30	*****	SAT 19 JUN 21:15
SVK	TUE 22 JUN 17:30	SUN 20 JUN 21:00	SAT 19 JUN 21:15	*****





SAT 19 JUN 2021

Start Time 18:10

End Time 20:15

Preliminary Round - Group B, Game 3

Mixed



Legend:							
<b>(G)</b>	Goals in tournament	<b>+/-</b>	Plus/minus net	<b>+A</b>	Assistant captain	<b>+C</b>	Captain
<b>A</b>	Assists	<b>D</b>	Defence	<b>EQ</b>	Equal strength	<b>ET/Res</b>	Penalty end time/Result of game
<b>F</b>	Female / Forward	<b>FO-</b>	Face-offs lost	<b>FO%</b>	Face-offs won as percentage	<b>FO+</b>	Face-offs won
<b>FO+/-</b>	Face-offs net	<b>G</b>	Goals	<b>GA</b>	Goals against	<b>GDF</b>	Goal difference
<b>Gen</b>	Gender	<b>GF</b>	Goals for	<b>GK</b>	Goalkeeper	<b>GP</b>	Games played
<b>GWG</b>	Game winning goal	<b>L</b>	Losses	<b>M</b>	Male	<b>MIP</b>	Minutes in play (GK)
<b>No.</b>	Jersey number	<b>OT</b>	Overtime	<b>OTL</b>	Overtime losses	<b>OTW</b>	Overtime wins
<b>P</b>	Points	<b>PIM</b>	Penalties in minutes	<b>Pos.</b>	Position	<b>PPG</b>	Power play goals
<b>PS</b>	Penalty shot	<b>PSS</b>	Penalty shot shootout	<b>PTS</b>	Points	<b>R</b>	Rank
<b>SHG</b>	Shorthanded goals	<b>SOG</b>	Shots on goal	<b>SVS</b>	Saves	<b>TPP</b>	Time on power play
<b>TS</b>	Total shots	<b>W</b>	Wins				



SAT 19 JUN 2021  
Start Time 18:10

Preliminary Round - Group B, Game 3



Shot Chart  
NOR - ITA

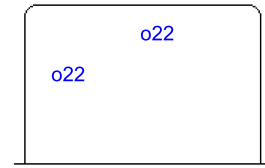


Period: 1



Shots by NOR  
Goals (o): 2    SSG (+): 4  
SSP (<): 1    SPG (-): 3

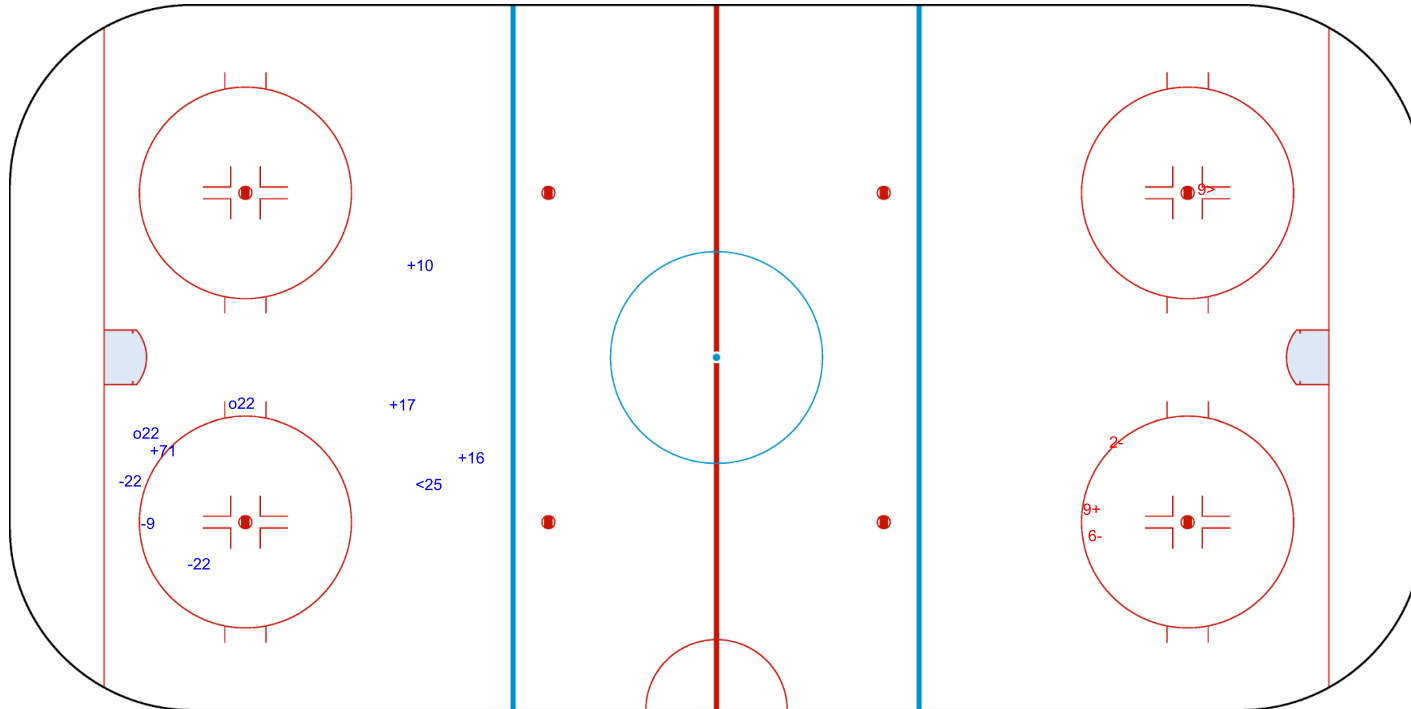
Shots by ITA  
Goals (o): 0    SSG (+): 1  
SSP (>): 1    SPG (-): 2



GK 1 of ITA



GK 39 of NOR



Legend:	
<b>GK</b>	Goalkeeper
<b>SPG</b>	Shots past goal
<b>SSG</b>	Shots saved by goalkeeper
<b>SSP</b>	Shots saved by player



SAT 19 JUN 2021  
Start Time 18:10

Preliminary Round - Group B, Game 3



Shot Chart  
NOR - ITA

Shots by ITA  
Goals (o): 0  
SSP (<): 1  
SSG (+): 5  
SPG (-): 1



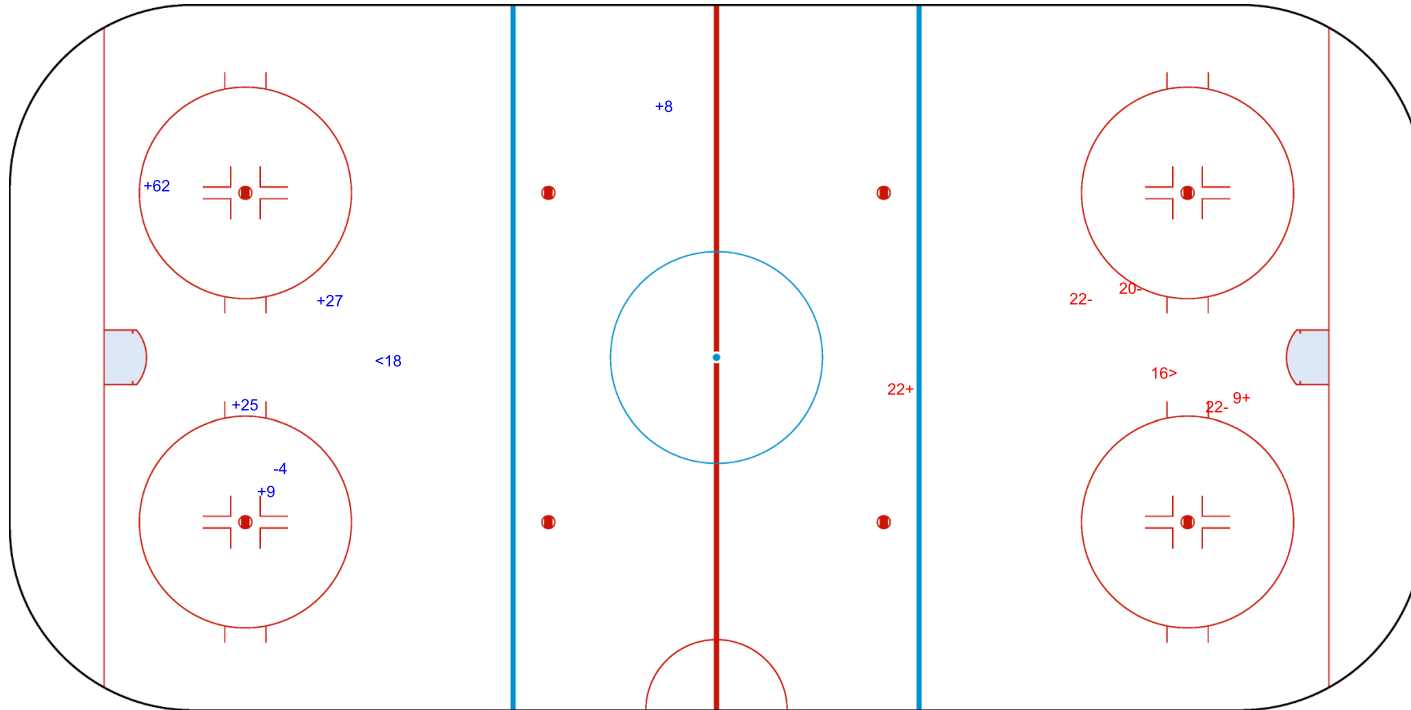
Period: 2



Shots by NOR  
Goals (o): 0  
SSP (>): 1  
SSG (+): 2  
SPG (-): 3



GK 39 of NOR



GK 1 of ITA

Legend:	
<b>GK</b>	Goalkeeper
<b>SPG</b>	Shots past goal
<b>SSG</b>	Shots saved by goalkeeper
<b>SSP</b>	Shots saved by player



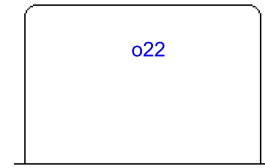
SAT 19 JUN 2021  
Start Time 18:10

Preliminary Round - Group B, Game 3



Shot Chart  
NOR - ITA

Shots by NOR  
Goals (o): 1    SSG (+): 3  
SSP (-): 0    SPG (-): 3



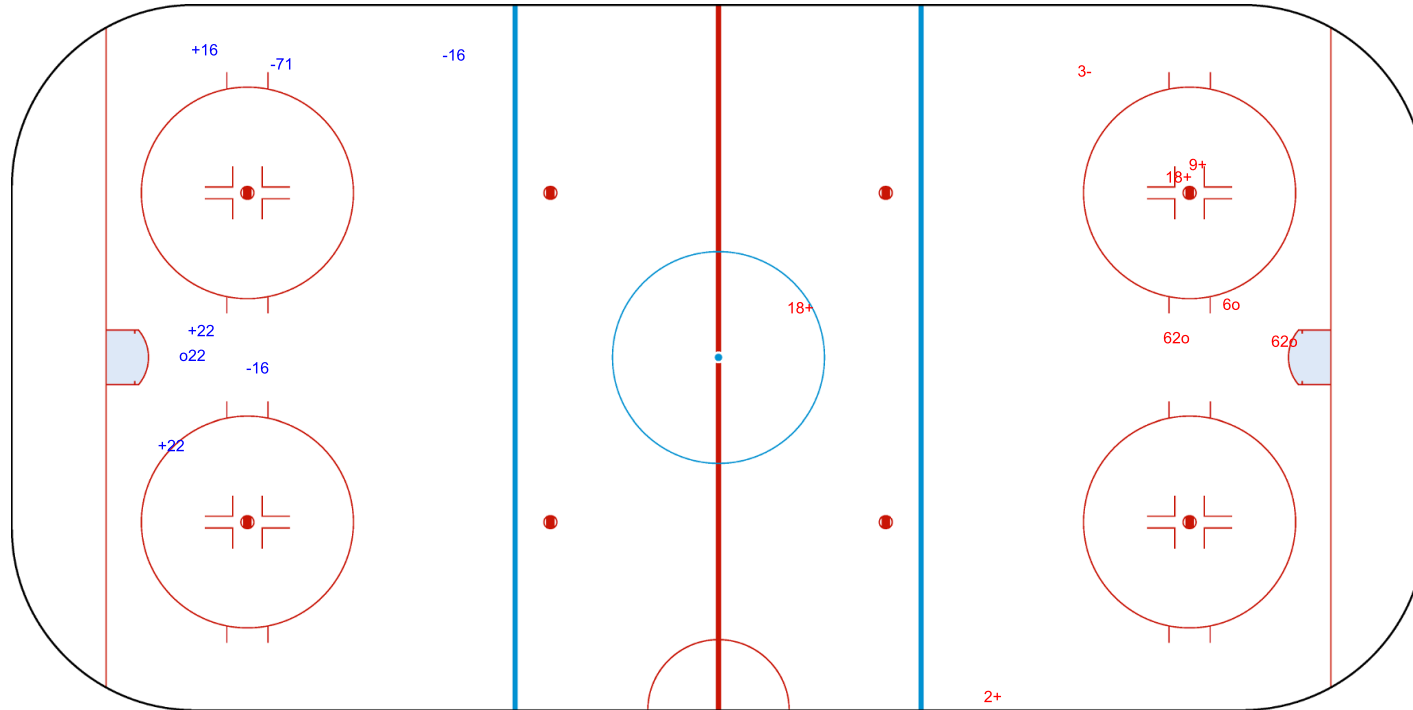
GK 1 of ITA

ITA →    Period: 3    ← NOR

Shots by ITA  
Goals (o): 3    SSG (+): 4  
SSP (>): 0    SPG (-): 1



GK 39 of NOR



<b>Legend:</b>	<b>GK</b> Goalkeeper	<b>SPG</b> Shots past goal	<b>SSG</b> Shots saved by goalkeeper	<b>SSP</b> Shots saved by player
----------------	----------------------	----------------------------	--------------------------------------	----------------------------------



SAT 19 JUN 2021  
Start Time 18:10

Preliminary Round - Group B, Game 3



Shot Chart  
NOR - ITA

ITA → Overtime ← NOR

Shots by NOR  
Goals (o): 0    SSG (+): 0  
SSP (-): 2    SPG (-): 1

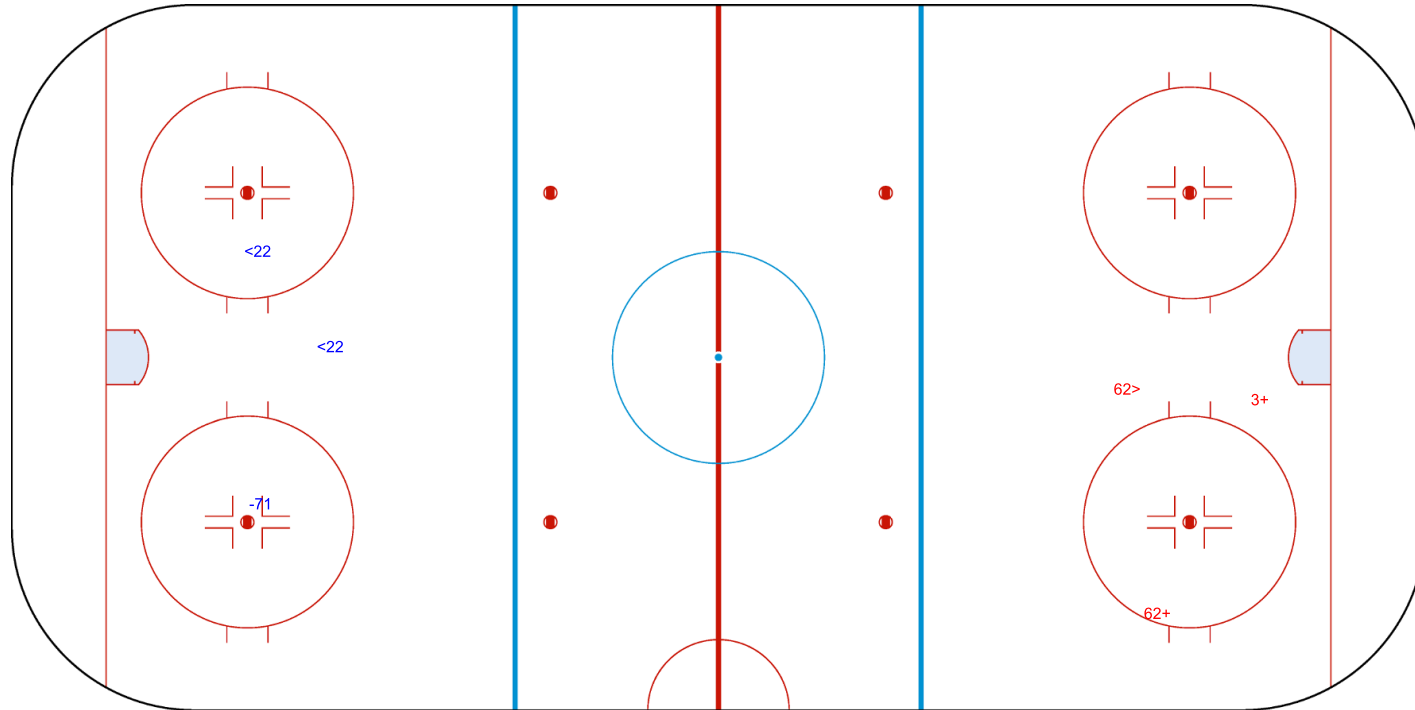
Shots by ITA  
Goals (o): 0    SSG (+): 2  
SSP (>): 1    SPG (-): 0



GK 1 of ITA



GK 39 of NOR



<b>Legend:</b>	
<b>GK</b> Goalkeeper	<b>SSP</b> Shots saved by player
<b>SPG</b> Shots past goal	<b>SSG</b> Shots saved by goalkeeper



SAT 19 JUN 2021  
Start Time 18:10

Preliminary Round - Group B, Game 3




Mixed

### Shot Chart NOR - ITA

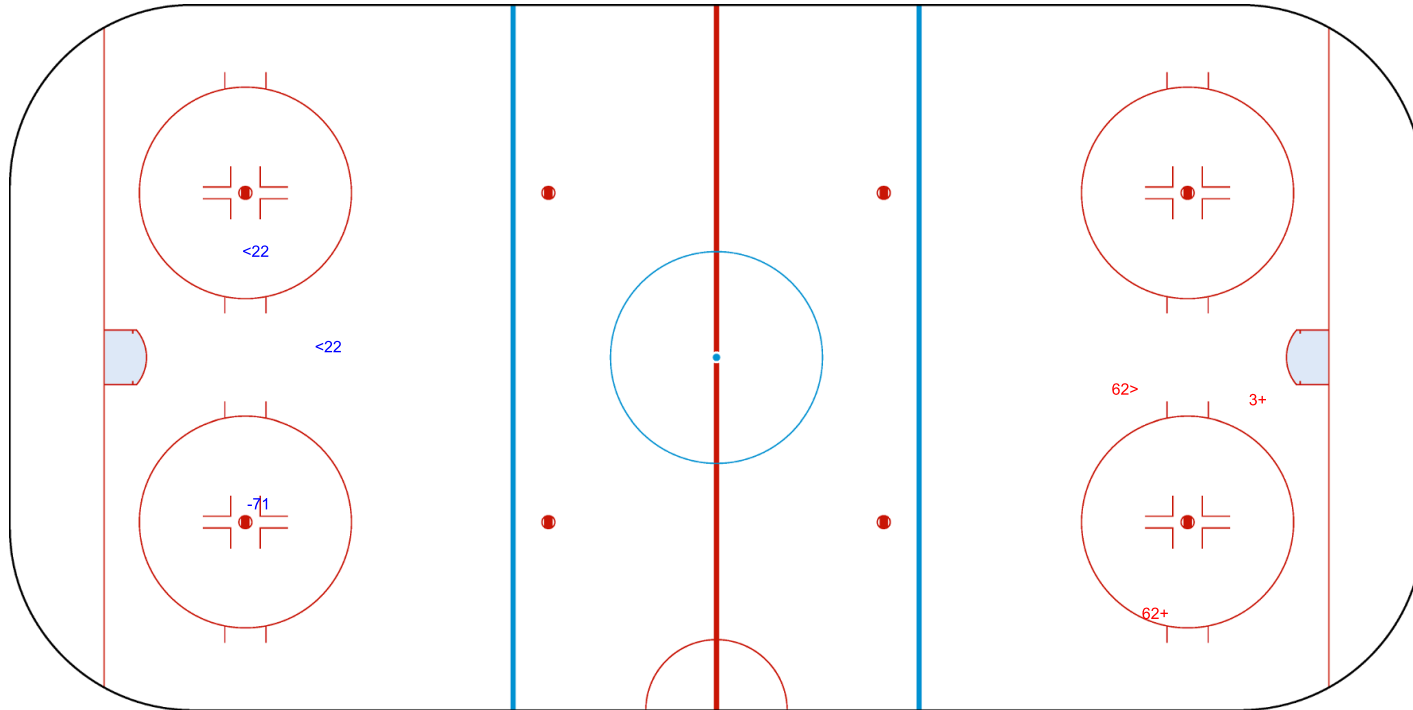
Shots by NOR  
Goals (o): 0  
SSP (-): 2  
SSG (+): 0  
SPG (-): 1

ITA → Overtime ← NOR

Shots by ITA  
Goals (o): 0  
SSP (+): 2  
SSG (-): 1  
SPG (-): 0



GK 1 of ITA



GK 39 of NOR

<b>Legend:</b>	
<b>GK</b> Goalkeeper	<b>SSP</b> Shots saved by player
<b>SPG</b> Shots past goal	<b>SSG</b> Shots saved by goalkeeper



**Face-off Chart**  
**NOR - ITA**

**PERIOD 1**

	NOR		ITA		NOR		ITA		NOR		ITA		Total wins all zones
	Def. zone	Att. zone	Neutral zone	Neutral zone	Att. zone	Def. zone	Att. zone	Def. zone	Att. zone	Def. zone			
	+ 12	- 27	+ 12	- 27	+ 12	- 9							
	- 12	+ 27	- 20	+ 27	+ 20	- 62							
	+ 12	- 9	+ 12	- 27	- 12	+ 6							
	+ 12	- 5	- 20	+ 5	+ 71	- 18							
	+ 20	- 5	- 12	+ 27	+ 20	- 5							
			- 20	+ 5									
			+ 12	- 27									
Total wins / period	4 / 80%	1 / 20%	3 / 43%	4 / 57%	4 / 80%	1 / 20%	11 / 65%	6 / 35%					

**PERIOD 2**

	NOR		ITA		NOR		ITA		NOR		ITA		Total wins all zones
	Def. zone	Att. zone	Neutral zone	Neutral zone	Att. zone	Def. zone	Att. zone	Def. zone	Att. zone	Def. zone			
	+ 12	- 5	- 12	+ 5	+ 12	- 11							
	- 20	+ 27	- 20	+ 5	+ 12	- 27							
	- 71	+ 5	+ 12	- 5	- 12	+ 5							
					- 20	+ 5							
Total wins / period	1 / 33%	2 / 67%	1 / 33%	2 / 67%	2 / 50%	2 / 50%	4 / 40%	6 / 60%					

**PERIOD 3**

	NOR		ITA		NOR		ITA		NOR		ITA		Total wins all zones
	Def. zone	Att. zone	Neutral zone	Neutral zone	Att. zone	Def. zone	Att. zone	Def. zone	Att. zone	Def. zone			
	+ 71	- 5	- 20	+ 5	- 12	+ 27							
	+ 71	- 5	+ 12	- 27	- 20	+ 62							
	- 20	+ 27	- 20	+ 27	- 12	+ 5							
	+ 71	- 27	- 20	+ 5	- 20	+ 5							
	+ 71	- 5	- 12	+ 5	+ 12	- 11							
	- 71	+ 9	+ 12	- 5									
Total wins / period	4 / 67%	2 / 33%	2 / 33%	4 / 67%	1 / 20%	4 / 80%	7 / 41%	10 / 59%					

**OVERTIME**

	NOR		ITA		NOR		ITA		NOR		ITA		Total wins all zones
	Def. zone	Att. zone	Neutral zone	Neutral zone	Att. zone	Def. zone	Att. zone	Def. zone	Att. zone	Def. zone			
	- 12	+ 62	- 71	+ 5									
	+ 12	- 62	+ 71	- 11									
Total wins / period	1 / 50%	1 / 50%	1 / 50%	1 / 50%			2 / 50%	2 / 50%					

**TOTAL**



SAT 19 JUN 2021

Start Time 18:10

Total wins / game	<b>NOR</b>	<b>ITA</b>	<b>NOR</b>	<b>ITA</b>	<b>NOR</b>	<b>ITA</b>	Total wins all zones	
	Def. zone	Att. zone	Neutral zone		Att. zone	Def. zone	<b>NOR</b>	<b>ITA</b>
	10 / 63%	6 / 37%	7 / 39%	11 / 61%	7 / 50%	7 / 50%	24 / 50%	24 / 50%

**HEAD TO HEAD**

		ITA							Tot	wins NOR	Dz	Nz	Az
No.		5	6	9	11	18	27	62					
<b>NOR</b>	12	4 - 4	0 - 1	2 - 0	2 - 0		6 - 3	1 - 1	24	15 63%	5 71%	6 67%	4 50%
	20	2 - 7					0 - 4	1 - 1	15	3 20%	1 33%	0 0%	2 40%
	71	3 - 2		0 - 1	1 - 0	1 - 0	1 - 0		9	6 67%	4 67%	1 50%	1 100%
	<b>Tot</b>	22	1	3	3	1	14	4	48	24 50%	10 63%	7 39%	7 50%
	<b>wins ITA</b>	13 59%	1 100%	1 33%	0 0%	0 0%	7 50%	2 50%	24 50%				
	<b>Dz</b>	4 80%	1 100%	0 0%	0 0%	0 0%	1 50%	1 50%	7 50%				
<b>Nz</b>	8 80%			0 0%		3 43%		11 61%					
<b>Az</b>	1 14%		1 50%			3 60%	1 50%	6 37%					

**Legend:**  
**Az** Attacking zone    **Dz** Defending zone    **No.** Jersey number    **Nz** Neutral zone    **Tot** Total face-offs played





**SAT 19 JUN 2021**  
Start Time 21:15

**Preliminary Round - Group B, Game 4**

**Mixed**



## Game Roster

### RPC - SVK

#### Referee

LUTHCKE Owe (NOR)

#### Goalkeepers

**Team:** RPC

No.	Name	Gen	GP	MIP	GA	SVS	SOG	SVS%	GAA
30	PLOTNIKOV Evgenii	M	0	00:00	0	0	0	0.00	0.00
88	KASATKIN Andrei	M	0	00:00	0	0	0	0.00	0.00

#### Team Roster

**Team:** RPC (red)

No.	Pos.	Name	Gen	GP	G	A	PTS	PIM	+/-
4	D	EREMIN Aleksei	M	0	0	0	0	0	0
8	F	LISOV Dmitrii	M	0	0	0	0	0	0
9	F	KHAMZIN Airat	M	0	0	0	0	0	0
10	F	MALETSKIY Igor	M	0	0	0	0	0	0
11	D	BARYKIN Stanislav	M	0	0	0	0	0	0
13	F	SHIKHOV Konstantin	M	0	0	0	0	0	0
14	F	POPOV Ilia	M	0	0	0	0	0	0
15	D	GALKIN Dmitrii	M	0	0	0	0	0	0
17	F	RYCHKOV Vladimir	M	0	0	0	0	0	0
18	F	SOKOLOV Andrey	M	0	0	0	0	0	0
19	D	KUZNETSOV Ivan	M	0	0	0	0	0	0
21	F	PETROV Evgenii	M	0	0	0	0	0	0
22	F	TERENTEV Nikolai	M	0	0	0	0	0	0
23	F	VOLKOV Ilia	M	0	0	0	0	0	0
30	GK	PLOTNIKOV Evgenii	M	0	0	0	0	0	0
88	GK	KASATKIN Andrei	M	0	0	0	0	0	0
96	D	MIACHIN Mikhail	M	0	0	0	0	0	0

**Head Coach:** BATYRSHIN Ruslan

#### Linesmen

HERMANSEN OSWOLD Marius (NOR) , LUNDEN Andreas (SWE)

**Team:** SVK

No.	Name	Gen	GP	MIP	GA	SVS	SOG	SVS%	GAA
18	LEPACEK Eduard	M	0	00:00	0	0	0	0.00	0.00
21	PASTUCHA Miroslav	M	0	00:00	0	0	0	0.00	0.00

**Team:** SVK (white)

No.	Pos.	Name	Gen	GP	G	A	PTS	PIM	+/-
7	F	STASAK Miroslav	M	0	0	0	0	0	0
10	D	STIT Peter	M	0	0	0	0	0	0
11	F	LIGDA Marian	M	0	0	0	0	0	0
18	GK	LEPACEK Eduard	M	0	0	0	0	0	0
21	GK	PASTUCHA Miroslav	M	0	0	0	0	0	0
25	F	JOPPA Martin	M	0	0	0	0	0	0
27	D	KASCAK Peter	M	0	0	0	0	0	0
30	D	FOJTIK Erik	M	0	0	0	0	0	0
44	F	TURIC Robert	M	0	0	0	0	0	0
45	F	VECEREK Milos	M	0	0	0	0	0	0
66	D	FERENCIK Slavomir	M	0	0	0	0	0	0
98	F	KORMAN David	M	0	0	0	0	0	0

**Head Coach:** BIELECKA Radoslav

#### Legend:

<b>A</b> Assists	<b>D</b> Defence	<b>F</b> Forward	<b>G</b> Goals
<b>GA</b> Goals against	<b>GAA</b> Goals against as average per 45 minutes	<b>Gen</b> Gender	<b>GK</b> Goalkeeper
<b>GP</b> Games played	<b>M</b> Male	<b>MIP</b> Minutes and seconds played	<b>No.</b> Jersey number
<b>PIM</b> Penalties in minutes	<b>Pos.</b> Position	<b>PTS</b> Points	<b>SOG</b> Shots on goal
<b>SVS</b> Saves	<b>SVS%</b> Saves in percentage	<b>+/-</b> Plus/minus net	



**SAT 19 JUN 2021**  
Start Time 21:15

**Preliminary Round - Group B, Game 4**

**Mixed**



## Line-ups

### RPC - SVK

#### Referee

LUTHCKE Owe (NOR)

#### Linesmen

HERMANSEN OSWOLD Marius (NOR) , LUNDEN Andreas (SWE)

#### Goalkeepers

**Team:** RPC

No.	Name	Gen
88	KASATKIN Andrei	M
30	PLOTNIKOV Evgenii	M

**Team:** SVK

No.	Name	Gen
18	LEPACEK Eduard	M
21	PASTUCHA Miroslav	M

#### Team Line-ups

**Team:** RPC (red)

No.	Pos.	Name	Gen
15	D	GALKIN Dmitrii	M
19	D	KUZNETSOV Ivan	M
8	F	LISOV Dmitrii +C	M
9	F	KHAMZIN Airat	M
21	F	PETROV Evgenii +A	M
4	D	EREMIN Aleksei	M
23	D	VOLKOV Ilia +A	M
13	F	SHIKHOV Konstantin	M
18	F	SOKOLOV Andrey	M
22	F	TERENTEV Nikolai	M
10	F	MALETSKIY Igor	M
14	F	POPOV Ilia	M
17	F	RYCHKOV Vladimir	M

**Team:** SVK (white)

No.	Pos.	Name	Gen
30	D	FOJTIK Erik	M
66	D	FERENCIK Slavomir +A	M
11	F	LIGDA Marian +C	M
25	F	JOPPA Martin +A	M
98	F	KORMAN David	M
10	D	STIT Peter	M
27	D	KASCAK Peter	M
7	F	STASAK Miroslav	M
44	F	TURIC Robert	M
45	F	VECEREK Milos	M

**Head Coach:** BATYRSHIN Ruslan

**Head Coach:** BIELECKA Radoslav

#### NOT DRESSED:

11	D	BARYKIN Stanislav	M
96	D	MIACHIN Mikhail	M

#### Legend:

<b>D</b>	Defence	<b>F</b>	Forward	<b>Gen</b>	Gender	<b>M</b>	Male
<b>No.</b>	Jersey number	<b>Pos.</b>	Position	<b>+A</b>	Assistant captain	<b>+C</b>	Captain



**SAT 19 JUN 2021**  
Start Time 21:15

**Preliminary Round - Group B, Game 4**

**Mixed**



## Graphical Line-ups

### RPC - SVK

**Referee**

LUTHCKE Owe (NOR)

**Linesmen**

HERMANSEN OSWOLD Marius (NOR) , LUNDEN Andreas (SWE)

**Team:** RPC - RPC (red)

**Head Coach:** BATYRSHIN Ruslan



**Team:** SVK - Slovakia (white)

**Head Coach:** BIELECKA Radoslav



**Legend:**

**Sn** Starting position      **+A** Assistant captain      **+C** Captain



SAT 19 JUN 2021

Start Time 21:15

End Time 22:58

Preliminary Round - Group B, Game 4

Mixed



## Game Summary

RPC - SVK 7 - 0 (3 - 0, 3 - 0, 1 - 0)

Spectators	Referee	Linesmen
196	LUTHCKE Owe (NOR)	HERMANSEN OSWOLD Marius (NOR) , LUNDEN Andreas (SWE)

## Team Statistics

Period	Score	SVS	SOG	PIM	TPP	PPG	SHG
1	3 : 0	0 : 9	12 : 0	0 : 2	00:29 : 00:00	1 : 0	0 : 0
2	3 : 0	0 : 12	15 : 0	0 : 6	04:07 : 00:00	2 : 0	0 : 0
3	1 : 0	0 : 9	10 : 0	0 : 0	00:00 : 00:00	0 : 0	0 : 0
<b>Total</b>	<b>7 : 0</b>	<b>0 : 30</b>	<b>37 : 0</b>	<b>0 : 8</b>	<b>04:36 : 00:00</b>	<b>3 : 0</b>	<b>0 : 0</b>

## 1st Period

Action	Time	ET/Res	Team	Type	No.	Name	(G)	Name of Assistant(s) / Action Description
GK	00:00		RPC		88	KASATKIN A		- Goalkeeper in
GK	00:00		SVK		18	LEPACEK E		- Goalkeeper in
Penalty	01:27	01:56	SVK	2 min.	30	FOJTIK E		- Holding an opponent
<b>Goal</b>	<b>01:56</b>	<b>1 : 0</b>	<b>RPC</b>	<b>PP1</b>	<b>21</b>	<b>PETROV E</b>	(1)	On Ice RPC 88 8 9 15 19 21 SVK 18 7 10 45 66 *
<b>Goal</b>	<b>08:14</b>	<b>2 : 0</b>	<b>RPC</b>	<b>EQ</b>	<b>22</b>	<b>TERENTEV N</b>	(1)	13 SHIKHOV K 18 SOKOLOV A On Ice RPC 88 4 13 18 22 23 SVK 18 7 11 44 45 66
<b>Goal</b>	<b>13:14</b>	<b>3 : 0</b>	<b>RPC</b>	<b>EQ</b>	<b>9</b>	<b>KHAMZIN A</b>	(1)	22 TERENTEV N 23 VOLKOV I On Ice RPC 88 4 8 9 21 23 SVK 21 18 7 30 44 45

## 2nd Period

Action	Time	ET/Res	Team	Type	No.	Name	(G)	Name of Assistant(s) / Action Description
Penalty	18:12	18:36	SVK	2 min.	30	FOJTIK E		- Holding an opponent
<b>Goal</b>	<b>18:36</b>	<b>4 : 0</b>	<b>RPC</b>	<b>PP1</b>	<b>9</b>	<b>KHAMZIN A</b>	(2)	21 PETROV E 15 GALKIN D On Ice RPC 88 8 9 15 19 21 SVK 18 11 25 27 98 *
Penalty	19:05	21:05	SVK	2 min.	30	FOJTIK E		- Interference
GK	24:55		RPC		30	PLOTNIKOV E		88 KASATKIN A - Goalkeeper out
<b>Goal</b>	<b>26:21</b>	<b>5 : 0</b>	<b>RPC</b>	<b>EQ</b>	<b>19</b>	<b>KUZNETSOV I</b>	(1)	8 LISOV D On Ice RPC 30 8 9 15 19 21 SVK 18 11 25 27 30 98
Penalty	27:36	29:19	SVK	2 min.	7	STASAK M		- Interference
<b>Goal</b>	<b>29:19</b>	<b>6 : 0</b>	<b>RPC</b>	<b>PP1</b>	<b>21</b>	<b>PETROV E</b>	(2)	9 KHAMZIN A 8 LISOV D On Ice RPC 30 8 9 15 19 21 SVK 18 11 25 30 98 *

## 3rd Period

Action	Time	ET/Res	Team	Type	No.	Name	(G)	Name of Assistant(s) / Action Description
<b>Goal</b>	<b>39:59</b>	<b>7 : 0</b>	<b>RPC</b>	<b>EQ</b>	<b>14</b>	<b>POPOV I</b>	(1)	17 RYCHKOV V On Ice RPC 30 10 14 15 17 19 SVK 18 7 27 44 45 66
GK	45:00		RPC					30 PLOTNIKOV E - Goalkeeper out
GK	45:00		SVK					18 LEPACEK E - Goalkeeper out

## Goalkeeper Records

Team : RPC - RPC

No.	Name	SOG	SVS	MIP
88	KASATKIN Andrei	0	0	24:55
30	PLOTNIKOV Evgenii	0	0	20:05

Team : SVK - Slovakia

No.	Name	SOG	SVS	MIP
18	LEPACEK Eduard	37	30	45:00
21	PASTUCHA Miroslav			

## Game Statistics

Team : RPC (red)

Head Coach : BATYRSHIN Ruslan

No.	Pos.	Name	Gen	G	A	P	PIM	FO+	FO-	FO+/-	FO%	Shots on Goal					+/-
												1	2	3	OT	TS	
8	F	LISOV Dmitrii +C	M	0	2	2	0	1	0	1	100.00	0	1	0		1	+2
9	F	KHAMZIN Airat (BP)	M	2	1	3	0	9	8	1	52.94	3	3	1		7	+2
15	D	GALKIN Dmitrii	M	0	1	1	0	0	0	0	0.00	1	1	0		2	+2
19	D	KUZNETSOV Ivan	M	1	0	1	0	0	0	0	0.00	0	1	0		1	+2
21	F	PETROV Evgenii +A	M	2	1	3	0	0	0	0	0.00	1	3	0		4	+2



SAT 19 JUN 2021

Start Time 21:15

End Time 22:58

Preliminary Round - Group B, Game 4

Mixed



Head Coach : BATYRSHIN Ruslan

No.	Pos.	Name	Gen	G	A	P	PIM	FO+	FO-	FO+/-	FO%	Shots on Goal					+/-
												1	2	3	OT	TS	
4	D	EREMIN Aleksei	M	0	0	0	0	0	0	0	0.00	0	0	1		1	+2
13	F	SHIKHOV Konstantin	M	0	1	1	0	0	0	0	0.00	1	1	1		3	+1
18	F	SOKOLOV Andrey	M	0	1	1	0	16	6	10	72.73	1	1	1		3	+1
22	F	TERENTEV Nikolai	M	1	1	2	0	0	0	0	0.00	3	2	2		7	+1
23	D	VOLKOV Ilia +A	M	0	1	1	0	0	0	0	0.00	0	1	0		1	+2
10	F	MALETSKIY Igor	M	0	0	0	0	0	0	0	0.00	1	1	0		2	+1
14	F	POPOV Ilia	M	1	0	1	0	5	2	3	71.43	0	0	3		3	+1
17	F	RYCHKOV Vladimir	M	0	1	1	0	0	0	0	0.00	1	0	1		2	+1
30	GK	PLOTNIKOV Evgenii	M	0	0	0	0					0	0	0		0	
88	GK	KASATKIN Andrei	M	0	0	0	0					0	0	0		0	
<b>Total</b>				<b>7</b>	<b>10</b>	<b>17</b>	<b>0</b>	<b>31</b>	<b>16</b>	<b>15</b>	<b>65.96</b>	<b>12</b>	<b>15</b>	<b>10</b>		<b>37</b>	

Team : SVK (white)

Head Coach : BIELECKA Radoslav

No.	Pos.	Name	Gen	G	A	P	PIM	FO+	FO-	FO+/-	FO%	Shots on Goal					+/-
												1	2	3	OT	TS	
11	F	LIGDA Marian +C	M	0	0	0	0	9	16	-7	36.00	0	0	0		0	-2
25	F	JOPPA Martin +A (BP)	M	0	0	0	0	0	0	0	0.00	0	0	0		0	-1
30	D	FOJTIK Erik	M	0	0	0	6	0	0	0	0.00	0	0	0		0	-2
66	D	FERENCIK Slavomir +A	M	0	0	0	0	0	0	0	0.00	0	0	0		0	-2
98	F	KORMAN David	M	0	0	0	0	0	0	0	0.00	0	0	0		0	-1
7	F	STASAK Miroslav	M	0	0	0	2	7	13	-6	35.00	0	0	0		0	-3
10	D	STIT Peter	M	0	0	0	0	0	0	0	0.00	0	0	0		0	0
27	D	KASCAK Peter	M	0	0	0	0	0	0	0	0.00	0	0	0		0	-2
44	F	TURIC Robert	M	0	0	0	0	0	0	0	0.00	0	0	0		0	-3
45	F	VECEREK Milos	M	0	0	0	0	0	2	-2	0.00	0	0	0		0	-3
18	GK	LEPACEK Eduard	M	0	0	0	0					0	0	0		0	
21	GK	PASTUCHA Miroslav	M	0	0	0	0					0	0	0		0	
<b>Total</b>				<b>0</b>	<b>0</b>	<b>0</b>	<b>8</b>	<b>16</b>	<b>31</b>	<b>-15</b>	<b>34.04</b>	<b>0</b>	<b>0</b>	<b>0</b>		<b>0</b>	

## Group B

R	Team	GP	W	OTW	OTL	L	GDF	GF : GA	PTS
1	RPC	2	2	0	0	0	+16	16 : 0	6
2	NOR	1	0	1	0	0	+1	4 : 3	2
3	ITA	2	0	0	1	1	-10	3 : 13	1
4	SVK	1	0	0	0	1	-7	0 : 7	0

	ITA	NOR	RPC	SVK
ITA	*****	3:4	SUN 20 JUN 17:30	TUE 22 JUN 17:30
NOR	4:3	*****	TUE 22 JUN 10:30	SUN 20 JUN 21:00
RPC	SUN 20 JUN 17:30	TUE 22 JUN 10:30	*****	7:0
SVK	TUE 22 JUN 17:30	SUN 20 JUN 21:00	0:7	*****

## Legend:

<b>(G)</b> Goals in tournament	<b>*</b> does not count for Plus/minus	<b>+/-</b> Plus/minus net	<b>+A</b> Assistant captain
<b>+C</b> Captain	<b>A</b> Assists	<b>D</b> Defence	<b>EQ</b> Equal strength
<b>ET/Res</b> Penalty end time/Result of game	<b>F</b> Forward	<b>FO-</b> Face-offs lost	<b>FO%</b> Face-offs won as percentage
<b>FO+</b> Face-offs won	<b>FO+/-</b> Face-offs net	<b>G</b> Goals	<b>GA</b> Goals against
<b>GDF</b> Goal difference	<b>Gen</b> Gender	<b>GF</b> Goals for	<b>GK</b> Goalkeeper
<b>GP</b> Games played	<b>L</b> Losses	<b>M</b> Male	<b>MIP</b> Minutes in play (GK)
<b>No.</b> Jersey number	<b>OT</b> Overtime	<b>OTL</b> Overtime losses	<b>OTW</b> Overtime wins
<b>P</b> Points	<b>PIM</b> Penalties in minutes	<b>Pos.</b> Position	<b>PP1</b> Power play - 1 player
<b>PPG</b> Power play goals	<b>PTS</b> Points	<b>R</b> Rank	<b>SHG</b> Shorthanded goals
<b>SOG</b> Shots on goal	<b>SVS</b> Saves	<b>TPP</b> Time on power play	<b>TS</b> Total shots
<b>W</b> Wins			



SAT 19 JUN 2021  
Start Time 21:15

Preliminary Round - Group B, Game 4

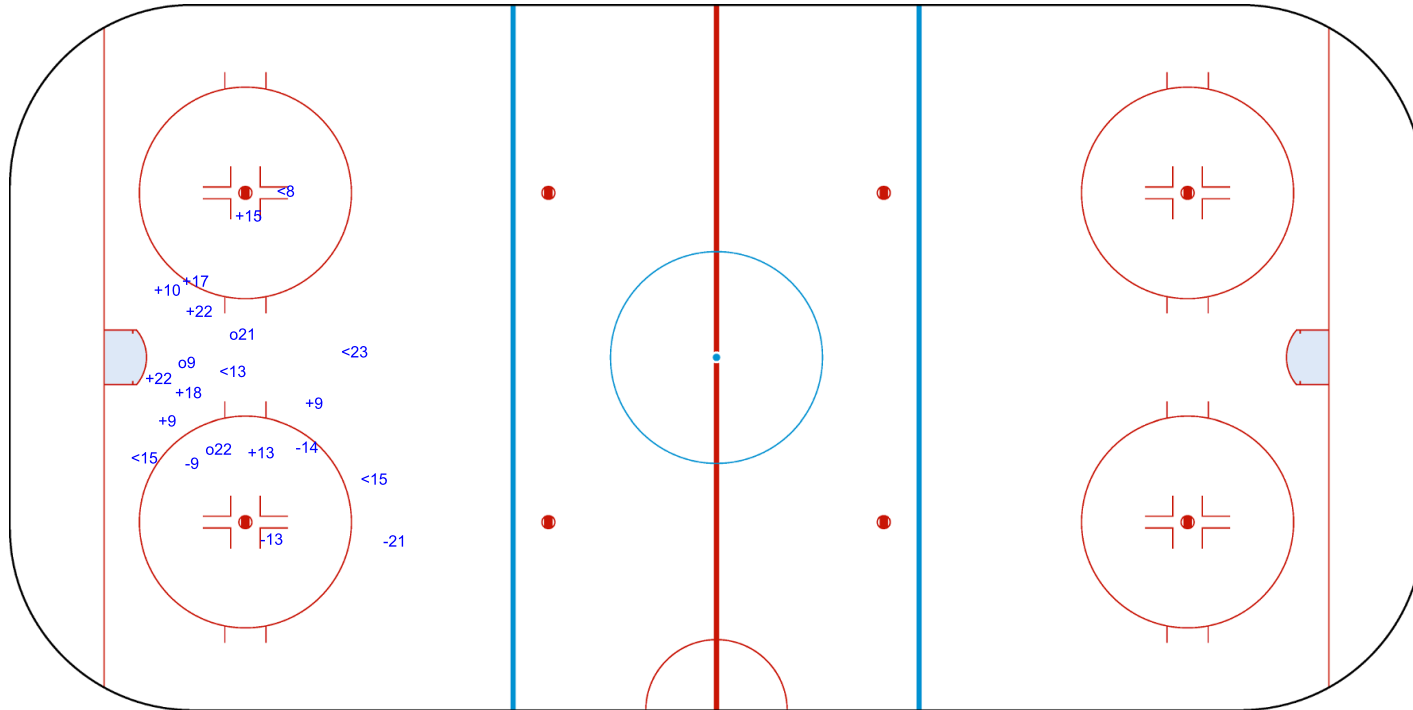
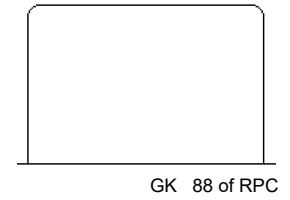
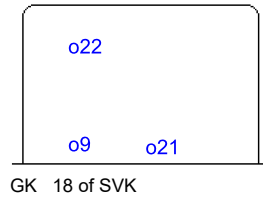


Shot Chart  
RPC - SVK

Shots by RPC  
Goals (o): 3    SSG (+): 9  
SSP (-): 5    SPG (-): 4

SVK    Period: 1    RPC

Shots by SVK  
Goals (o): 0    SSG (+): 0  
SSP (>): 0    SPG (-): 0



<b>Legend:</b>	
<b>GK</b> Goalkeeper	<b>SSP</b> Shots saved by player
<b>SPG</b> Shots past goal	<b>SSG</b> Shots saved by goalkeeper



SAT 19 JUN 2021  
Start Time 21:15

Preliminary Round - Group B, Game 4



Shot Chart  
RPC - SVK



Period: 2



Shots by SVK  
Goals (o): 0    SSG (+): 0  
SSP (<): 0    SPG (-): 0

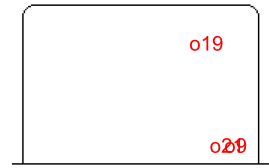
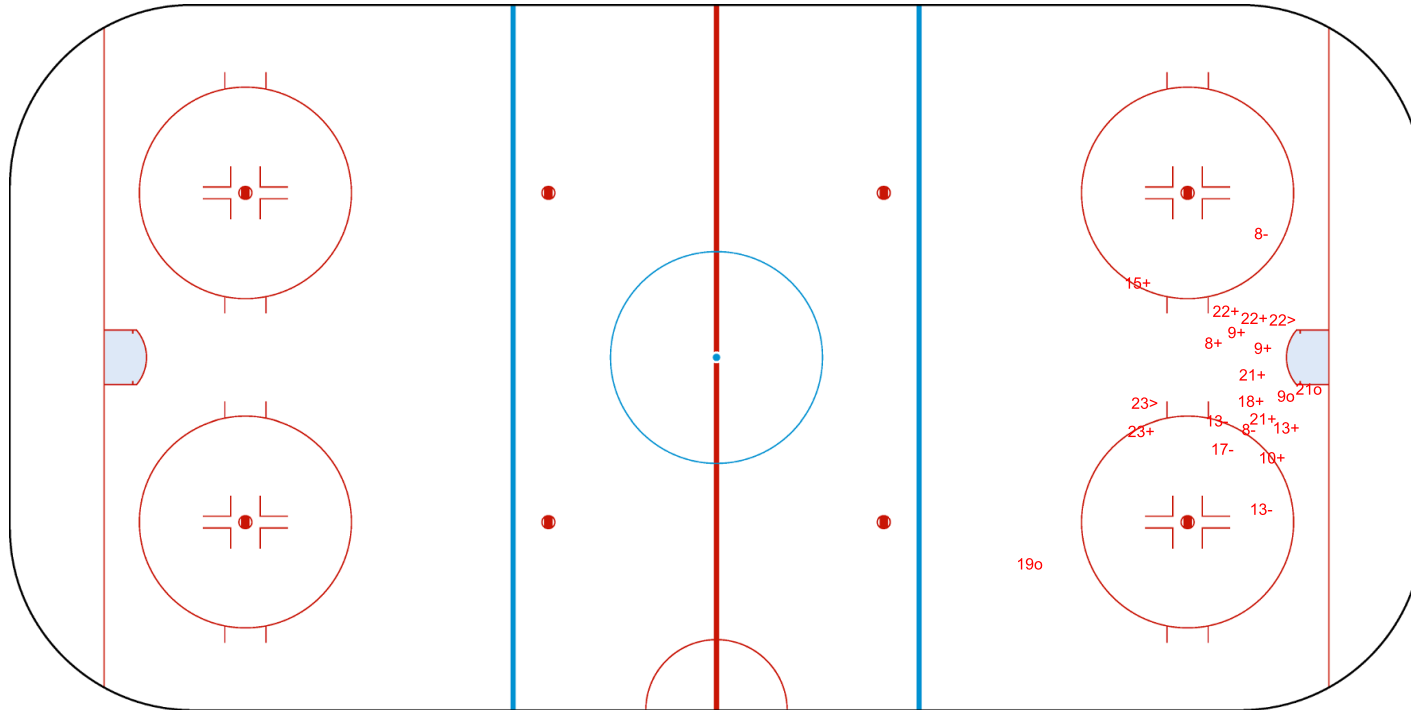
Shots by RPC  
Goals (o): 3    SSG (+): 12  
SSP (>): 2    SPG (-): 5



GK 30 of RPC



GK 88 of RPC



GK 18 of SVK

<b>Legend:</b>	
<b>GK</b> Goalkeeper	<b>SSP</b> Shots saved by player
<b>SPG</b> Shots past goal	<b>SSG</b> Shots saved by goalkeeper



SAT 19 JUN 2021  
Start Time 21:15

Preliminary Round - Group B, Game 4

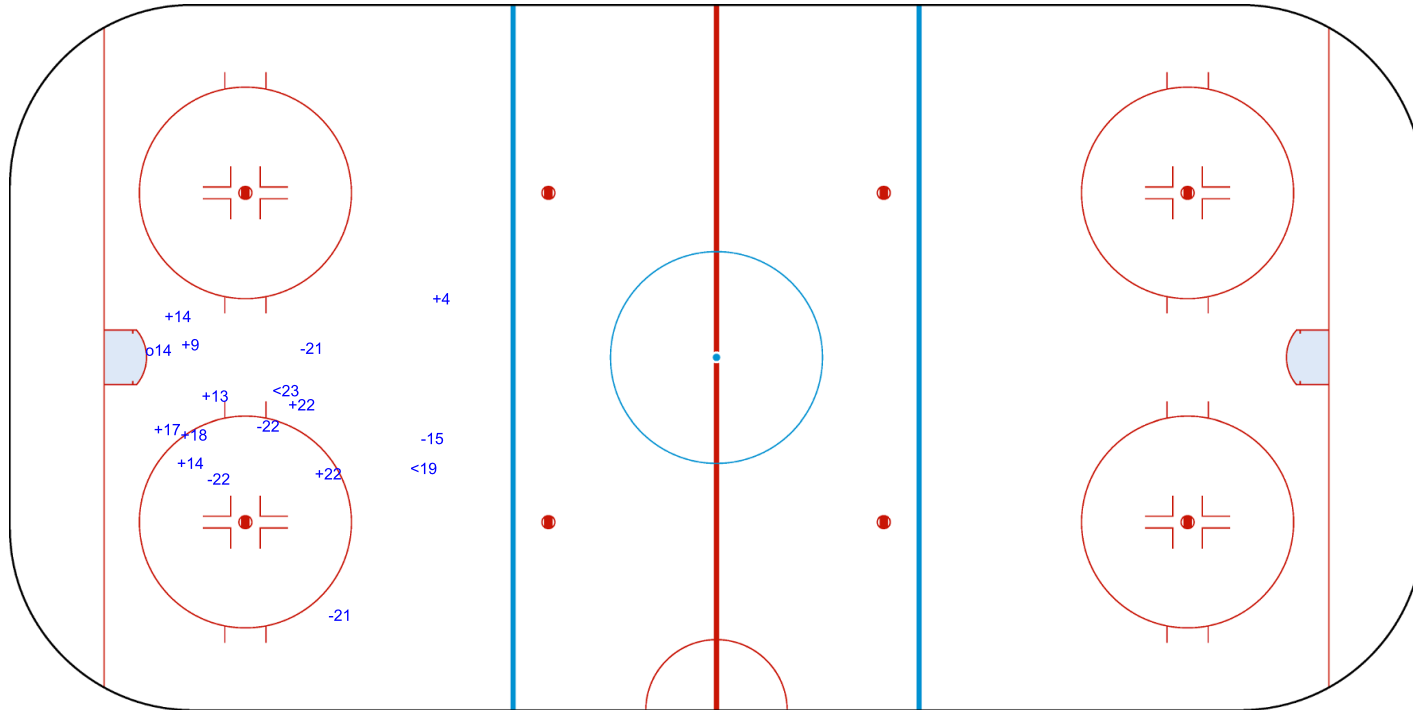
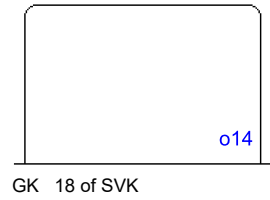


Shot Chart  
RPC - SVK

SVK → Period: 3 ← RPC

Shots by RPC  
Goals (o): 1    SSG (+): 9  
SSP (<): 2    SPG (-): 5

Shots by SVK  
Goals (o): 0    SSG (+): 0  
SSP (>): 0    SPG (-): 0



Legend:	
<b>GK</b> Goalkeeper	<b>SSP</b> Shots saved by player
<b>SPG</b> Shots past goal	<b>SSG</b> Shots saved by goalkeeper





SAT 19 JUN 2021  
Start Time 21:15

Preliminary Round - Group B, Game 4

Mixed



### Face-off Chart

#### RPC - SVK

#### PERIOD 1

RPC Def. zone	SVK Att. zone	RPC Neutral zone	SVK Neutral zone	RPC Att. zone	SVK Def. zone
		+9	-11	-9	+11
		+18	-11	-18	+11
		+9	-11	+9	-7
		+14	-7	+18	-7
				+9	-11
				+18	-7
				+18	-7
				+18	-7
				+18	-11
				+18	-11
Total wins / period		4 / 100%	0 / 0%	8 / 80%	2 / 20%

Total wins  
all zones

RPC	SVK
12 / 86%	2 / 14%

#### PERIOD 2

RPC Def. zone	SVK Att. zone	RPC Neutral zone	SVK Neutral zone	RPC Att. zone	SVK Def. zone
-9	+11	+9	-11	+18	-7
-18	+7	-18	+11	-9	+7
		+18	-11	+9	-11
		+18	-7	+18	-45
				-9	+11
				+9	-7
				-18	+11
				-9	+7
				-9	+11
				-14	+7
				+14	-45
				+9	-11
Total wins / period		0 / 0%	2 / 100%	3 / 75%	1 / 25%

Total wins  
all zones

RPC	SVK
9 / 50%	9 / 50%

#### PERIOD 3

RPC Def. zone	SVK Att. zone	RPC Neutral zone	SVK Neutral zone	RPC Att. zone	SVK Def. zone
		-9	+11	-18	+11
		+18	-11	+18	-11
		-14	+7	+14	-11
				-9	+7
				+18	-7
				+14	-11
				+14	-7
				+9	-7
				-18	+7
				+8	-11
				+18	-11
				+18	-7
Total wins / period		1 / 33%	2 / 67%	9 / 75%	3 / 25%

Total wins  
all zones

RPC	SVK
10 / 67%	5 / 33%



**SAT 19 JUN 2021**  
Start Time 21:15

**Preliminary Round - Group B, Game 4**

Mixed



**TOTAL**

Total wins / game	RPC	SVK	RPC	SVK	RPC	SVK	Total wins all zones	
	Def. zone	Att. zone	Neutral zone		Att. zone	Def. zone	RPC	SVK
	0 / 0%	2 / 100%	8 / 73%	3 / 27%	23 / 68%	11 / 32%	31 / 66%	16 / 34%

**HEAD TO HEAD**

	SVK				Tot	wins RPC	Dz	Nz	Az
	No.	7	11	45					
RPC	8		1 - 0		1	1 100%			1 100%
	9	3 - 3	6 - 5		17	9 53%	0 0%	3 75%	6 50%
	14	2 - 2	2 - 0	1 - 0	7	5 71%		1 50%	4 80%
	18	8 - 2	7 - 4	1 - 0	22	16 73%	0 0%	4 80%	12 75%
	<b>Tot</b>	20	25	2	47	31 66%	0 0%	8 73%	23 68%
<b>wins SVK</b>	7 35%	9 36%	0 0%	16 34%					
<b>Dz</b>	5 31%	6 38%	0 0%	11 32%					
<b>Nz</b>	1 33%	2 25%		3 27%					
<b>Az</b>	1 100%	1 100%		2 100%					

**Legend:**

**Az** Attacking zone    **Dz** Defending zone    **No.** Jersey number    **Nz** Neutral zone    **Tot** Total face-offs played



SUN 20 JUN 2021

Start Time 11:15

Preliminary Round - Group A, Game 5

Mixed



## Game Roster

## CAN - KOR

## Referee

GRUMSEN Jacob (DEN)

## Goalkeepers

Team: CAN

No.	Name	Gen	GP	MIP	GA	SVS	SOG	SVS%	GAA
31	LAROCQUE Dominic	M	1	45:00	1	15	16	93.75	1.00
54	KINGSMILL Adam	M	1	00:00	0	0	0	0.00	0.00

## Team Roster

Team: CAN (white)

No.	Pos.	Name	Gen	GP	G	A	PTS	PIM	+/-
2	D	CRANE Rod	M	0	0	0	0	0	0
4	F	DUNN James	M	1	1	0	1	0	0
5	D	HENRY Tyrone	M	1	0	0	0	0	-1
6	F	ARMSTRONG Rob	M	1	0	0	0	0	0
7	F	LAVIN Zach	M	1	0	0	0	0	-1
8	F	McGREGOR Tyler	M	1	1	0	1	0	-1
9	F	SMITH Corbyn	M	1	0	0	0	0	0
12	D	WESTLAKE Greg	M	1	0	0	0	0	-1
15	D	SISON Branden	M	1	0	0	0	2	0
18	F	BRIDGES Billy	M	1	0	0	0	0	-1
19	F	COZZOLINO Dominic	M	1	0	0	0	0	0
23	D	HICKEY Liam	M	1	0	1	1	0	0
24	F	HALBERT Auren	M	0	0	0	0	0	0
26	F	JACOBS-WEBB Anton	M	1	0	1	1	2	0
28	F	LEHOUX Antoine	M	1	0	0	0	0	0
31	GK	LAROCQUE Dominic	M	1	0	0	0	0	0
54	GK	KINGSMILL Adam	M	1	0	0	0	0	0

Head Coach: BABEY Ken

## Linesmen

NOTHEGGER David (AUT) , VANEK Jan (CZE)

Team: KOR

No.	Name	Gen	GP	MIP	GA	SVS	SOG	SVS%	GAA
31	YU Man Gyun	M	1	00:00	0	0	0	0.00	0.00
32	LEE Jae Woong	M	1	45:00	0	18	18	100.00	0.00

Team: KOR (blue)

No.	Pos.	Name	Gen	GP	G	A	PTS	PIM	+/-
1	F	LEE Jun Yong	M	0	0	0	0	0	0
3	F	RYU Jee Hyun	M	1	1	0	1	0	+1
7	D	CHOI Kwang Hyouk	M	1	0	0	0	0	+1
9	F	CHOI Si Woo	M	1	0	0	0	2	0
10	D	CHO Young Jae	M	1	0	0	0	0	+1
11	F	CHOI Bae Suk	M	1	0	0	0	0	0
12	D	KIM Young Sung	M	1	0	0	0	2	+1
14	F	JUNG Seung Hwan	M	1	1	0	1	0	+1
20	D	JANG Dong Shin	M	1	0	1	1	0	+1
27	F	CHO Byeong Seok	M	1	0	0	0	0	+1
28	F	LEE Jong Kyung	M	1	0	0	0	2	+1
31	GK	YU Man Gyun	M	1	0	0	0	0	0
32	GK	LEE Jae Woong	M	1	0	0	0	0	0
39	D	CHOI Hyuk Jun	M	0	0	0	0	0	0
51	F	KIM Sang Lak	M	1	0	0	0	0	0
55	F	JANG Jong Ho	M	1	0	0	0	2	+1
88	F	PARK Sang Hyeon	M	1	0	0	0	0	0

Head Coach: HAN Min Su

## Legend:

<b>A</b> Assists	<b>D</b> Defence	<b>F</b> Forward	<b>G</b> Goals
<b>GA</b> Goals against	<b>GAA</b> Goals against as average per 45 minutes	<b>Gen</b> Gender	<b>GK</b> Goalkeeper
<b>GP</b> Games played	<b>M</b> Male	<b>MIP</b> Minutes and seconds played	<b>No.</b> Jersey number
<b>PIM</b> Penalties in minutes	<b>Pos.</b> Position	<b>PTS</b> Points	<b>SOG</b> Shots on goal
<b>SVS</b> Saves	<b>SVS%</b> Saves in percentage	<b>+/-</b> Plus/minus net	



SUN 20 JUN 2021

Start Time 11:15

Preliminary Round - Group A, Game 5

Mixed



## Line-ups

## CAN - KOR

## Referee

GRUMSEN Jacob (DEN)

## Linesmen

NOTHEGGER David (AUT) , VANEK Jan (CZE)

## Goalkeepers

Team: CAN

No.	Name	Gen
31	LAROCQUE Dominic	M
54	KINGSMILL Adam	M

Team: KOR

No.	Name	Gen
31	YU Man Gyun	M
32	LEE Jae Woong	M

## Team Line-ups

Team: CAN (white)

No.	Pos.	Name	Gen
5	D	HENRY Tyrone +A	M
12	D	WESTLAKE Greg	M
7	F	LAVIN Zach	M
8	F	McGREGOR Tyler +C	M
18	F	BRIDGES Billy	M
15	D	SISON Branden	M
23	D	HICKEY Liam +A	M
9	F	SMITH Corbyn	M
19	F	COZZOLINO Dominic	M
24	F	HALBERT Auren	M
2	D	CRANE Rod	M
26	F	JACOBS-WEBB Anton	M
28	F	LEHOUX Antoine	M

Head Coach: BABEY Ken

## NOT DRESSED:

4	F	DUNN James	M
6	F	ARMSTRONG Rob	M

Team: KOR (blue)

No.	Pos.	Name	Gen
7	D	CHOI Kwang Hyouk	M
20	D	JANG Dong Shin	M
14	F	JUNG Seung Hwan	M
27	F	CHO Byeong Seok +A	M
28	F	LEE Jong Kyung	M
10	D	CHO Young Jae +A	M
12	D	KIM Young Sung	M
3	F	RYU Jee Hyun	M
9	F	CHOI Si Woo	M
55	F	JANG Jong Ho +C	M
1	F	LEE Jun Yong	M
11	F	CHOI Bae Suk	M
88	F	PARK Sang Hyeon	M

Head Coach: HAN Min Su

## NOT DRESSED:

39	D	CHOI Hyuk Jun	M
51	F	KIM Sang Lak	M

## Legend:

<b>D</b>	Defence	<b>F</b>	Forward	<b>Gen</b>	Gender	<b>M</b>	Male
<b>No.</b>	Jersey number	<b>Pos.</b>	Position	<b>+A</b>	Assistant captain	<b>+C</b>	Captain



SUN 20 JUN 2021

Start Time 11:15

Preliminary Round - Group A, Game 5

Mixed



## Graphical Line-ups

## CAN - KOR

## Referee

GRUMSEN Jacob (DEN)

## Linesmen

NOTHEGGER David (AUT) , VANEK Jan (CZE)

Team: CAN - Canada (white)

Head Coach: BABEY Ken

S1 31 LAROCQUE Dominic		
54 KINGSMILL Adam		
S2 12 WESTLAKE Greg	5 HENRY Tyrone +A	
S4 7 LAVIN Zach	S6 18 BRIDGES Billy	S5 8 MCGREGOR Tyler +C
S3 23 HICKEY Liam +A	15 SISON Branden	
24 HALBERT Auren	9 SMITH Corbyn	19 COZZOLINO Dominic
	2 CRANE Rod	
28 LEHOUX Antoine	26 JACOBS-WEBB Anton	

Team: KOR - Korea (blue)

Head Coach: HAN Min Su

S1 31 YU Man Gyun		
32 LEE Jae Woong		
S3 20 JANG Dong Shin	S2 7 CHOI Kwang Hyouk	
S6 28 LEE Jong Kyung	S5 27 CHO Byeong Seok +A	S4 14 JUNG Seung Hwan
12 KIM Young Sung		10 CHO Young Jae +A
3 RYU Jee Hyun	55 JANG Jong Ho +C	9 CHOI Si Woo
11 CHOI Bae Suk	88 PARK Sang Hyeon	1 LEE Jun Yong

## Legend:

Sn Starting position

+A Assistant captain

+C Captain



SUN 20 JUN 2021

Start Time 11:15

End Time 13:06

Preliminary Round - Group A, Game 5

Mixed



## Game Summary

CAN - KOR 8 - 0 (3 - 0, 3 - 0, 2 - 0)

Spectators	Referee	Linesmen
187	GRUMSEN Jacob (DEN)	NOTHEGGER David (AUT) , VANEK Jan (CZE)

## Team Statistics

Period	Score	SVS	SOG	PIM	TPP	PPG	SHG
1	3 : 0	1 : 6	9 : 1	0 : 4	02:36 : 00:00	1 : 0	0 : 0
2	3 : 0	1 : 8	11 : 1	4 : 0	00:00 : 03:28	0 : 0	0 : 0
3	2 : 0	1 : 6	8 : 1	0 : 6	06:00 : 00:32	0 : 0	0 : 0
<b>Total</b>	<b>8 : 0</b>	<b>3 : 20</b>	<b>28 : 3</b>	<b>4 : 10</b>	<b>08:36 : 04:00</b>	<b>1 : 0</b>	<b>0 : 0</b>

## 1st Period

Action	Time	ET/Res	Team	Type	No.	Name	(G)	Name of Assistant(s) / Action Description
GK	00:00		CAN		31	LAROCQUE D		- Goalkeeper in
GK	00:00		KOR		31	YU MG		- Goalkeeper in
<b>Goal</b>	<b>00:21</b>	<b>1 : 0</b>	<b>CAN</b>	<b>EQ</b>	<b>23</b>	<b>HICKEY L</b>	(1)	12 WESTLAKE G On Ice CAN 31 7 8 12 18 23 KOR 31 7 14 20 27 28
<b>Goal</b>	<b>02:56</b>	<b>2 : 0</b>	<b>CAN</b>	<b>EQ</b>	<b>8</b>	<b>McGREGOR T</b>	(2)	12 WESTLAKE G On Ice CAN 31 7 8 12 18 23 KOR 31 7 14 20 27 28
Penalty	03:25	05:25	KOR	2 min.	14	JUNG SH		- Hooking
Penalty	10:08	10:44	KOR	2 min.	9	CHOI SW		- Teeing
<b>Goal</b>	<b>10:44</b>	<b>3 : 0</b>	<b>CAN</b>	<b>PP1</b>	<b>8</b>	<b>McGREGOR T</b>	(3)	23 HICKEY L On Ice CAN 31 7 8 12 18 23 18 BRIDGES B KOR 31 7 14 20 27 *

## 2nd Period

Action	Time	ET/Res	Team	Type	No.	Name	(G)	Name of Assistant(s) / Action Description
<b>Goal</b>	<b>17:05</b>	<b>4 : 0</b>	<b>CAN</b>	<b>EQ</b>	<b>9</b>	<b>SMITH C</b>	(1)	23 HICKEY L On Ice CAN 31 9 12 19 23 24 24 HALBERT A KOR 31 1 10 11 12 88
<b>Goal</b>	<b>20:39</b>	<b>5 : 0</b>	<b>CAN</b>	<b>EQ</b>	<b>23</b>	<b>HICKEY L</b>	(2)	18 BRIDGES B On Ice CAN 31 5 7 8 18 23 KOR 31 1 7 11 20 88
GK	22:56		CAN		54	KINGSMILL A		- Goalkeeper in 31 LAROCQUE D - Goalkeeper out
<b>Goal</b>	<b>25:03</b>	<b>6 : 0</b>	<b>CAN</b>	<b>EQ</b>	<b>24</b>	<b>HALBERT A</b>	(1)	19 COZZOLINO D On Ice CAN 54 2 9 12 19 24 9 SMITH C KOR 31 1 10 11 12 88
Penalty	26:29	28:29	CAN	2 min.	24	HALBERT A		- Tripping
Penalty	28:32	30:32	CAN	2 min.	7	LAVIN Z		- Teeing

## 3rd Period

Action	Time	ET/Res	Team	Type	No.	Name	(G)	Name of Assistant(s) / Action Description
<b>Goal</b>	<b>31:56</b>	<b>7 : 0</b>	<b>CAN</b>	<b>EQ</b>	<b>24</b>	<b>HALBERT A</b>	(2)	23 HICKEY L On Ice CAN 54 9 15 19 23 24 9 SMITH C KOR 31 1 7 11 20 55
Penalty	33:16	35:16	KOR	2 min.	11	CHOI BS		- Teeing
Penalty	33:16	37:16	KOR	2 min.	11	CHOI BS		- Teeing / start serving at 35:16
<b>Goal</b>	<b>38:29</b>	<b>8 : 0</b>	<b>CAN</b>	<b>EQ</b>	<b>8</b>	<b>McGREGOR T</b>	(4)	7 LAVIN Z On Ice CAN 54 2 7 8 15 18 KOR 31 3 9 10 20 55
Penalty	41:17	43:17	KOR	2 min.	10	CHO YJ		- Holding an opponent
GK	45:00		CAN					54 KINGSMILL A - Goalkeeper out
GK	45:00		KOR					31 YU MG - Goalkeeper out

## Goalkeeper Records

Team : CAN - Canada

No.	Name	SOG	SVS	MIP
31	LAROCQUE Dominic	1	1	22:56
54	KINGSMILL Adam	2	2	22:04

Team : KOR - Korea

No.	Name	SOG	SVS	MIP
31	YU Man Gyun	28	20	45:00
32	LEE Jae Woong			

## Game Statistics

Team : CAN (white)



SUN 20 JUN 2021

Start Time 11:15  
End Time 13:06

Preliminary Round - Group A, Game 5

Mixed



Head Coach : BABEY Ken

No.	Pos.	Name	Gen	G	A	P	PIM	FO+	FO-	FO+/-	FO%	Shots on Goal					+/-
												1	2	3	OT	TS	
5	D	HENRY Tyrone +A	M	0	0	0	0	0	0	0	0.00	0	0	0		0	+1
7	F	LAVIN Zach	M	0	1	1	2	0	0	0	0.00	1	0	2		3	+4
8	F	McGREGOR Tyler +C (BP)	M	3	0	3	0	0	0	0	0.00	4	2	2		8	+4
12	D	WESTLAKE Greg	M	0	2	2	0	0	0	0	0.00	1	0	1		2	+4
18	F	BRIDGES Billy	M	0	2	2	0	14	8	6	63.64	2	0	1		3	+4
9	F	SMITH Corbyn	M	1	2	3	0	6	10	-4	37.50	0	2	0		2	+3
15	D	SISON Branden	M	0	0	0	0	0	0	0	0.00	0	0	0		0	+2
19	F	COZZOLINO Dominic	M	0	1	1	0	0	0	0	0.00	0	0	0		0	+3
23	D	HICKEY Liam +A	M	2	3	5	0	0	0	0	0.00	1	2	0		3	+5
24	F	HALBERT Auren	M	2	1	3	2	0	0	0	0.00	0	4	1		5	+3
2	D	CRANE Rod	M	0	0	0	0	0	0	0	0.00	0	1	0		1	+2
26	F	JACOBS-WEBB Anton	M	0	0	0	0	3	4	-1	42.86	0	0	0		0	0
28	F	LEHOUX Antoine	M	0	0	0	0	2	2	0	50.00	0	0	1		1	0
31	GK	LAROCQUE Dominic	M	0	0	0	0					0	0	0		0	
54	GK	KINGSMILL Adam	M	0	0	0	0					0	0	0		0	
<b>Total</b>				<b>8</b>	<b>12</b>	<b>20</b>	<b>4</b>	<b>25</b>	<b>24</b>	<b>1</b>	<b>51.02</b>	<b>9</b>	<b>11</b>	<b>8</b>		<b>28</b>	

Team : KOR (blue)

Head Coach : HAN Min Su

No.	Pos.	Name	Gen	G	A	P	PIM	FO+	FO-	FO+/-	FO%	Shots on Goal					+/-
												1	2	3	OT	TS	
7	D	CHOI Kwang Hyouk	M	0	0	0	0	0	0	0	0.00	0	0	0		0	-4
14	F	JUNG Seung Hwan	M	0	0	0	2	0	0	0	0.00	0	1	1		2	-2
20	D	JANG Dong Shin	M	0	0	0	0	0	0	0	0.00	1	0	0		1	-5
27	F	CHO Byeong Seok +A	M	0	0	0	0	0	1	-1	0.00	0	0	0		0	-2
28	F	LEE Jong Kyung	M	0	0	0	0	7	12	-5	36.84	0	0	0		0	-2
3	F	RYU Jee Hyun	M	0	0	0	0	0	0	0	0.00	0	0	0		0	-1
9	F	CHOI Si Woo	M	0	0	0	2	1	0	1	100.00	0	0	0		0	-1
10	D	CHO Young Jae +A	M	0	0	0	2	0	0	0	0.00	0	0	0		0	-3
12	D	KIM Young Sung	M	0	0	0	0	0	0	0	0.00	0	0	0		0	-2
55	F	JANG Jong Ho +C	M	0	0	0	0	12	7	5	63.16	0	0	0		0	-2
1	F	LEE Jun Yong	M	0	0	0	0	0	0	0	0.00	0	0	0		0	-4
11	F	CHOI Bae Suk	M	0	0	0	4	0	0	0	0.00	0	0	0		0	-4
88	F	PARK Sang Hyeon	M	0	0	0	0	4	5	-1	44.44	0	0	0		0	-3
31	GK	YU Man Gyun (BP)	M	0	0	0	0					0	0	0		0	
32	GK	LEE Jae Woong	M	0	0	0	0					0	0	0		0	
<b>Total</b>				<b>0</b>	<b>0</b>	<b>0</b>	<b>10</b>	<b>24</b>	<b>25</b>	<b>-1</b>	<b>48.98</b>	<b>1</b>	<b>1</b>	<b>1</b>		<b>3</b>	

## Group A

R	Team	GP	W	OTW	OTL	L	GDF	GF : GA	PTS
1	CAN	2	2	0	0	0	+9	10 : 1	6
2	USA	2	1	0	0	1	+3	5 : 2	3
3	KOR	2	1	0	0	1	-6	2 : 8	3
4	CZE	2	0	0	0	2	-6	0 : 6	0

	CAN	CZE	KOR	USA
CAN	*****	TUE 22 JUN 14:15	8:0	2:1
CZE	TUE 22 JUN 14:15	*****	0:2	SUN 20 JUN 14:30
KOR	0:8	2:0	*****	TUE 22 JUN 20:45
USA	1:2	SUN 20 JUN 14:30	TUE 22 JUN 20:45	*****

## Legend:

<b>(G)</b>	Goals in tournament	*	does not count for Plus/minus	<b>+/-</b>	Plus/minus net	<b>+A</b>	Assistant captain
<b>+C</b>	Captain	<b>A</b>	Assists	<b>D</b>	Defence	<b>EQ</b>	Equal strength
<b>ET/Res</b>	Penalty end time/Result of game	<b>F</b>	Forward	<b>FO-</b>	Face-offs lost	<b>FO%</b>	Face-offs won as percentage
<b>FO+</b>	Face-offs won	<b>FO+/-</b>	Face-offs net	<b>G</b>	Goals	<b>GA</b>	Goals against
<b>GDF</b>	Goal difference	<b>Gen</b>	Gender	<b>GF</b>	Goals for	<b>GK</b>	Goalkeeper
<b>GP</b>	Games played	<b>L</b>	Losses	<b>M</b>	Male	<b>MIP</b>	Minutes in play (GK)
<b>No.</b>	Jersey number	<b>OT</b>	Overtime	<b>OTL</b>	Overtime losses	<b>OTW</b>	Overtime wins
<b>P</b>	Points	<b>PIM</b>	Penalties in minutes	<b>Pos.</b>	Position	<b>PP1</b>	Power play - 1 player
<b>PPG</b>	Power play goals	<b>PTS</b>	Points	<b>R</b>	Rank	<b>SHG</b>	Shorthanded goals
<b>SOG</b>	Shots on goal	<b>SVS</b>	Saves	<b>TPP</b>	Time on power play	<b>TS</b>	Total shots
<b>W</b>	Wins						



SUN 20 JUN 2021  
Start Time 11:15

Preliminary Round - Group A, Game 5



Shot Chart  
CAN - KOR

Shots by KOR  
Goals (o): 0  
SSP (<): 0  
SSG (+): 1  
SPG (-): 0



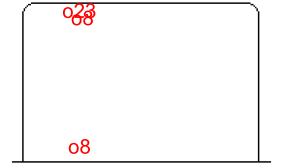
GK 31 of CAN



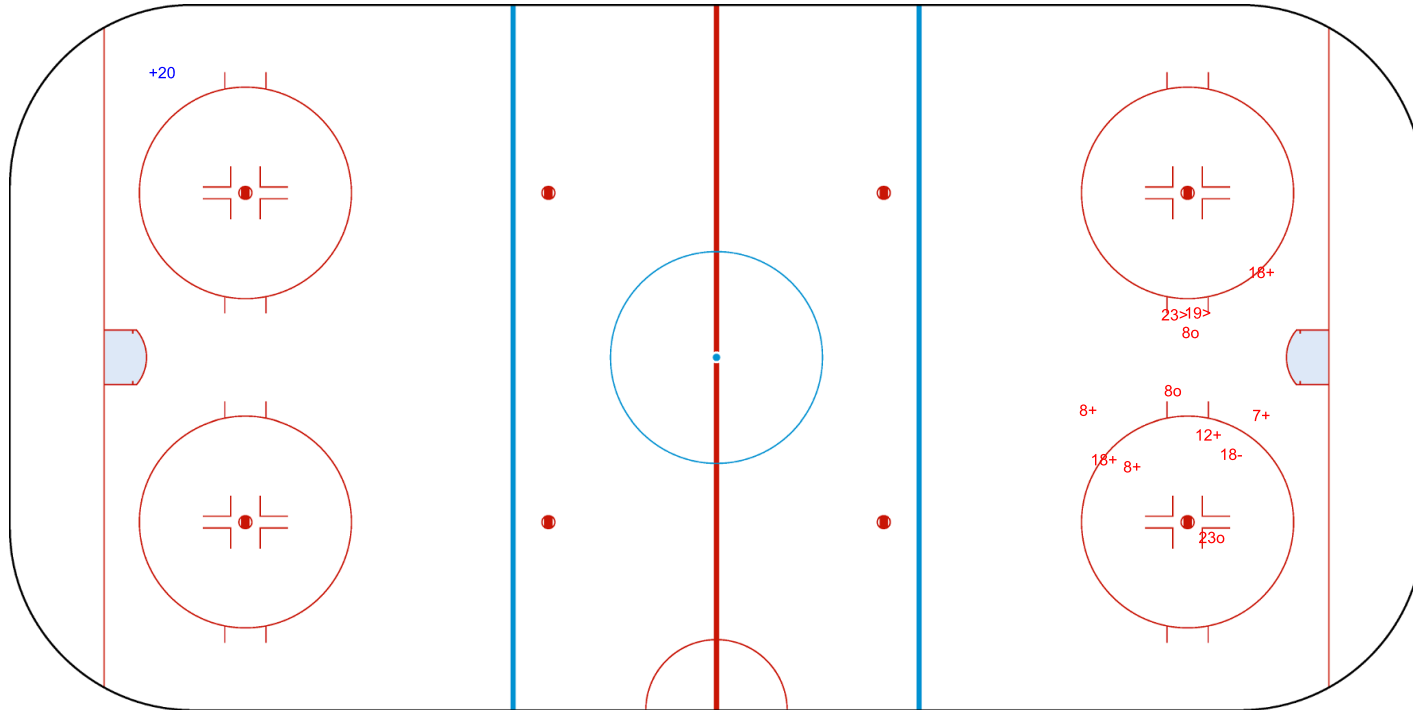
Period: 1



Shots by CAN  
Goals (o): 3  
SSP (>): 2  
SSG (+): 6  
SPG (-): 1



GK 31 of KOR



<b>Legend:</b>	
<b>GK</b> Goalkeeper	<b>SSP</b> Shots saved by player
<b>SPG</b> Shots past goal	<b>SSG</b> Shots saved by goalkeeper





SUN 20 JUN 2021  
Start Time 11:15

Preliminary Round - Group A, Game 5

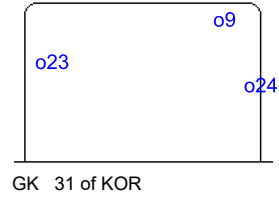


### Shot Chart CAN - KOR

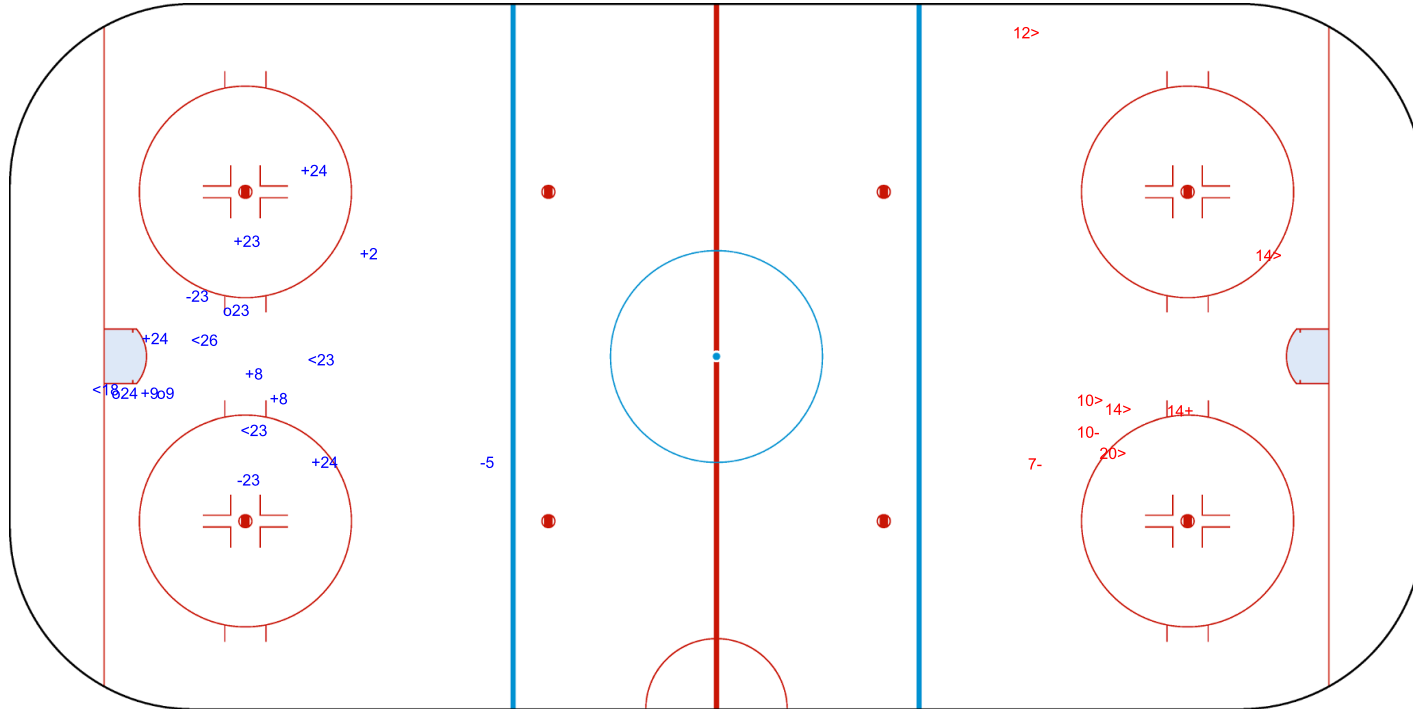
Shots by CAN  
Goals (o): 3      SSG (+): 8  
SSP (-): 4      SPG (-): 3

**KOR** →      **Period: 2**      ← **CAN**

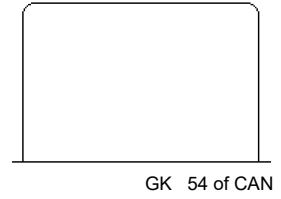
Shots by KOR  
Goals (o): 0      SSG (+): 1  
SSP (>): 5      SPG (-): 2



GK 31 of KOR



GK 31 of CAN



GK 54 of CAN

Legend:	
<b>GK</b>	Goalkeeper
<b>SPG</b>	Shots past goal
<b>SSG</b>	Shots saved by goalkeeper
<b>SSP</b>	Shots saved by player



SUN 20 JUN 2021  
Start Time 11:15

Preliminary Round - Group A, Game 5



Mixed

Shot Chart  
CAN - KOR

Shots by KOR  
Goals (o): 0  
SSP (<): 0  
SSG (+): 1  
SPG (-): 0



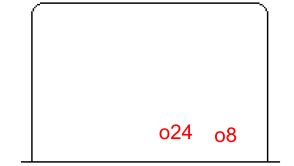
GK 54 of CAN



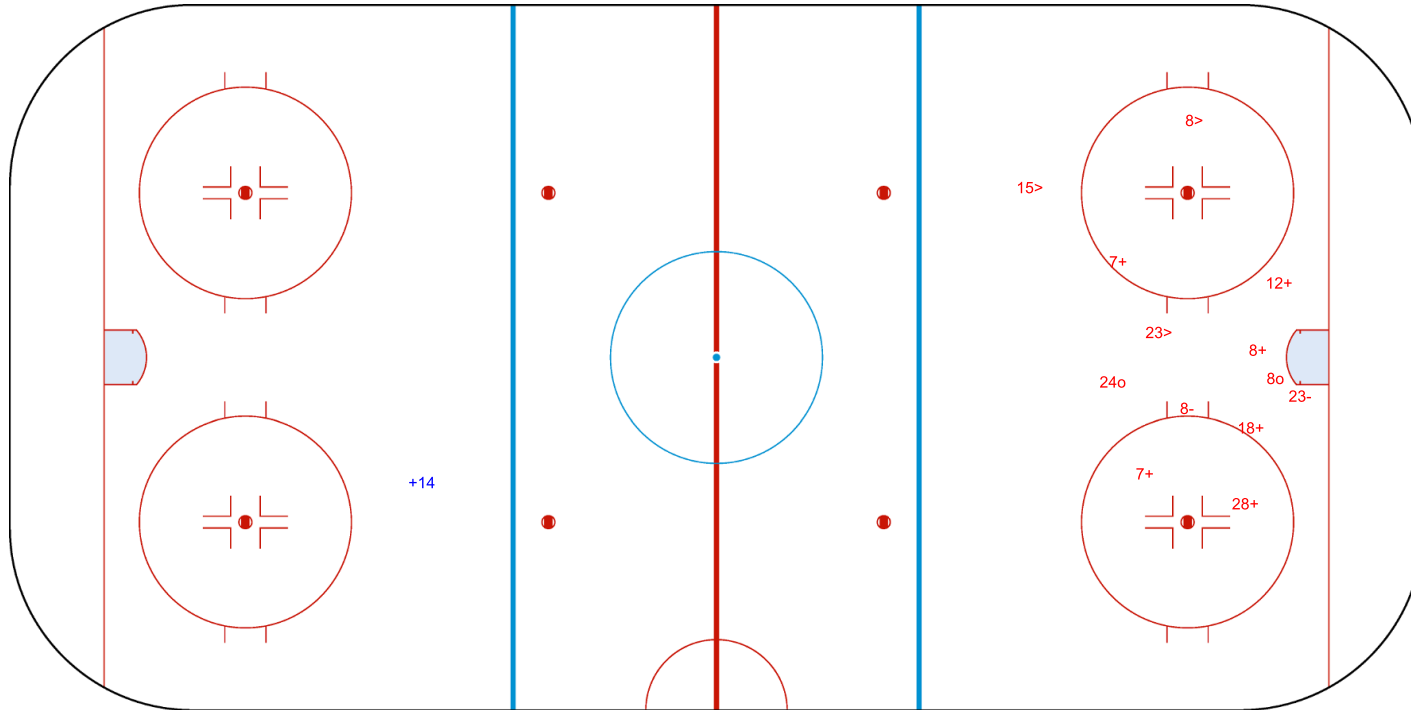
Period: 3



Shots by CAN  
Goals (o): 2  
SSP (>): 3  
SSG (+): 6  
SPG (-): 2



GK 31 of KOR



Legend:	
<b>GK</b>	Goalkeeper
<b>SPG</b>	Shots past goal
<b>SSG</b>	Shots saved by goalkeeper
<b>SSP</b>	Shots saved by player



SUN 20 JUN 2021  
Start Time 11:15

Preliminary Round - Group A, Game 5



Mixed

## Face-off Chart

### CAN - KOR

#### PERIOD 1

	CAN		KOR		CAN		KOR		Total wins all zones				
	Def. zone	Att. zone	Neutral zone	Neutral zone	Att. zone	Def. zone	Def. zone						
	- 18	+ 55	+ 18	- 28	+ 18	- 28	+ 18	- 28	<table border="1"> <thead> <tr> <th>CAN</th> <th>KOR</th> </tr> </thead> <tbody> <tr> <td>11 / 58%</td> <td>8 / 42%</td> </tr> </tbody> </table>	CAN	KOR	11 / 58%	8 / 42%
CAN	KOR												
11 / 58%	8 / 42%												
			- 9	+ 55	+ 18	- 28	+ 18	- 28					
			+ 9	- 28	- 9	+ 55	- 9	+ 55					
			+ 9	- 55	- 26	+ 28	- 26	+ 28					
			- 18	+ 28	+ 18	- 55	+ 18	- 55					
			- 9	+ 55	+ 18	- 28	+ 18	- 28					
			- 9	+ 55	+ 26	- 28	+ 26	- 28					
			- 26	+ 28	+ 26	- 28	+ 18	- 27					
					+ 18	- 55	+ 18	- 55					
Total wins / period	0 / 0%	1 / 100%	3 / 38%	5 / 62%	8 / 80%	2 / 20%							

#### PERIOD 2

	CAN		KOR		CAN		KOR		Total wins all zones				
	Def. zone	Att. zone	Neutral zone	Neutral zone	Att. zone	Def. zone	Def. zone						
	- 9	+ 55	+ 18	- 28	+ 9	- 55	+ 18	- 88	<table border="1"> <thead> <tr> <th>CAN</th> <th>KOR</th> </tr> </thead> <tbody> <tr> <td>8 / 44%</td> <td>10 / 56%</td> </tr> </tbody> </table>	CAN	KOR	8 / 44%	10 / 56%
CAN	KOR												
8 / 44%	10 / 56%												
	- 28	+ 55	+ 28	- 88	+ 18	- 88	- 26	+ 55					
	+ 18	- 55	- 9	+ 28	- 26	+ 55	- 18	+ 55					
	- 18	+ 55	- 9	+ 28	- 18	+ 55	- 18	+ 88					
	+ 18	- 28	+ 28	- 28	- 18	+ 88	- 9	+ 88					
	- 18	+ 55			+ 9	- 88							
Total wins / period	2 / 33%	4 / 67%	3 / 60%	2 / 40%	3 / 43%	4 / 57%							

#### PERIOD 3

	CAN		KOR		CAN		KOR		Total wins all zones				
	Def. zone	Att. zone	Neutral zone	Neutral zone	Att. zone	Def. zone	Def. zone						
	+ 18	- 55	+ 18	- 28	- 18	+ 28	- 18	+ 28	<table border="1"> <thead> <tr> <th>CAN</th> <th>KOR</th> </tr> </thead> <tbody> <tr> <td>6 / 50%</td> <td>6 / 50%</td> </tr> </tbody> </table>	CAN	KOR	6 / 50%	6 / 50%
CAN	KOR												
6 / 50%	6 / 50%												
	+ 18	- 55	+ 9	- 88	- 9	+ 9	- 9	+ 9					
			- 9	+ 28	- 18	+ 55	- 18	+ 55					
			+ 26	- 88	+ 9	- 28	+ 9	- 28					
			- 28	+ 88	- 26	+ 88	- 26	+ 88					
Total wins / period	2 / 100%	0 / 0%	3 / 60%	2 / 40%	1 / 20%	4 / 80%							

#### TOTAL

	CAN		KOR		CAN		KOR		Total wins all zones				
	Def. zone	Att. zone	Neutral zone	Neutral zone	Att. zone	Def. zone	Def. zone						
Total wins / game	4 / 44%	5 / 56%	9 / 50%	9 / 50%	12 / 55%	10 / 45%			<table border="1"> <thead> <tr> <th>CAN</th> <th>KOR</th> </tr> </thead> <tbody> <tr> <td>25 / 51%</td> <td>24 / 49%</td> </tr> </tbody> </table>	CAN	KOR	25 / 51%	24 / 49%
CAN	KOR												
25 / 51%	24 / 49%												



SUN 20 JUN 2021

Start Time 11:15

Mixed

Preliminary Round - Group A, Game 5



## HEAD TO HEAD

		KOR					Tot	wins CAN	Dz	Nz	Az
No.		9	27	28	55	88					
CAN	9	0 - 1		2 - 3	2 - 5	2 - 1	16	6 38%	0 0%	3 33%	3 50%
	18		1 - 0	7 - 2	5 - 5	1 - 1	22	14 64%	4 57%	3 75%	7 64%
	26			2 - 2	0 - 1	1 - 1	7	3 43%		1 50%	2 40%
	28			1 - 0	0 - 1	1 - 1	4	2 50%	0 0%	2 67%	
	<b>Tot</b>		1	1	19	19	9	49	25 51%	4 44%	9 50%
	<b>wins KOR</b>	1 100%	0 0%	7 37%	12 63%	4 44%	24 49%				
	<b>Dz</b>	1 100%	0 0%	2 25%	4 57%	3 60%	10 45%				
	<b>Nz</b>			5 50%	3 75%	1 25%	9 50%				
	<b>Az</b>			0 0%	5 63%		5 56%				

## Legend:

**Az** Attacking zone    **Dz** Defending zone    **No.** Jersey number    **Nz** Neutral zone    **Tot** Total face-offs played



SUN 20 JUN 2021

Start Time 14:30

Preliminary Round - Group A, Game 6

Mixed



## Game Roster

## CZE - USA

## Referee

LUTHCKE Owe (NOR)

## Linesmen

FAZEKAS Tibor (SRB) , NEDELJKOVIC Ivan (SRB)

## Goalkeepers

Team: CZE

No.	Name	Gen	GP	MIP	GA	SVS	SOG	SVS%	GAA
1	KUDELA Martin	M	1	00:00	0	0	0	0.00	0.00
6	VAPENKA Michal	M	1	44:19	2	8	10	80.00	2.03

## Team Roster

Team: CZE (white)

No.	Pos.	Name	Gen	GP	G	A	PTS	PIM	+/-
1	GK	KUDELA Martin	M	1	0	0	0	0	
6	GK	VAPENKA Michal	M	1	0	0	0	0	
7	D	MOTYCKA David	M	1	0	0	0	0	-1
11	D	WAGNER Karel	M	1	0	0	0	0	-1
15	D	ZELINKA Radek	M	1	0	0	0	2	0
18	F	NOVOTNY Miroslav	M	1	0	0	0	2	0
19	F	OHAR Alex	M	1	0	0	0	0	-1
23	D	FROLIK Jan	M	0	0	0	0	0	0
29	D	KUBES Pavel	M	1	0	0	0	0	-1
33	F	HECKO Vaclav	M	1	0	0	0	12	-2
67	D	DOLEZAL Pavel	M	1	0	0	0	0	-1
74	F	GEIER Michal	M	1	0	0	0	0	0
75	F	RAUL Jiri	M	1	0	0	0	0	0
77	F	PALAT David	M	1	0	0	0	0	-2
82	F	HABL Zdenek	M	1	0	0	0	0	0
92	F	SEDLACEK Patrik	M	0	0	0	0	0	0
96	F	KRUPICKA Zdenek	M	1	0	0	0	0	0

Head Coach: BRIZA Jiri

Team: USA

No.	Name	Gen	GP	MIP	GA	SVS	SOG	SVS%	GAA
32	LEE Jen	M	1	00:00	0	0	0	0.00	0.00
34	CASH Steve	M	1	44:13	2	7	9	77.78	2.04

Team: USA (blue)

No.	Pos.	Name	Gen	GP	G	A	PTS	PIM	+/-
3	D	DEQUEBEC Ralph	M	1	0	0	0	2	0
4	F	ROYBAL Brody	M	1	1	0	1	0	+1
8	D	WALLACE Jack	M	1	0	0	0	2	+1
9	F	DODSON Travis	M	1	0	0	0	0	0
11	F	WOODKE Joseph	M	1	0	0	0	0	0
15	F	ZYCH Kyle	M	0	0	0	0	0	0
16	F	FARMER Declan	M	1	0	0	0	0	0
17	D	DOUGLAS Christopher	M	1	0	0	0	0	0
22	F	GROVE Noah	M	0	0	0	0	0	0
23	F	ROMAN Rico	M	1	0	0	0	2	0
24	F	MISIEWICZ Joshua	M	1	0	0	0	0	0
27	D	PAULS Josh	M	1	0	1	1	0	+1
32	GK	LEE Jen	M	1	0	0	0	0	0
34	GK	CASH Steve	M	1	0	0	0	0	0
37	D	EUSTACE David	M	1	0	0	0	0	+1
40	F	HARGIS Josh	M	1	0	0	0	0	0
88	F	McKEE Kevin	M	1	0	0	0	0	+1

Head Coach: HOFF David

## Legend:

<b>A</b> Assists	<b>D</b> Defence	<b>F</b> Forward	<b>G</b> Goals
<b>GA</b> Goals against	<b>GAA</b> Goals against as average per 45 minutes	<b>Gen</b> Gender	<b>GK</b> Goalkeeper
<b>GP</b> Games played	<b>M</b> Male	<b>MIP</b> Minutes and seconds played	<b>No.</b> Jersey number
<b>PIM</b> Penalties in minutes	<b>Pos.</b> Position	<b>PTS</b> Points	<b>SOG</b> Shots on goal
<b>SVS</b> Saves	<b>SVS%</b> Saves in percentage	<b>+/-</b> Plus/minus net	



SUN 20 JUN 2021

Start Time 14:30

Preliminary Round - Group A, Game 6

Mixed



## Line-ups

## CZE - USA

## Referee

LUTHCKE Owe (NOR)

## Linesmen

FAZEKAS Tibor (SRB) , NEDELJKOVIC Ivan (SRB)

## Goalkeepers

Team: CZE

No.	Name	Gen
1	KUDELA Martin	M
6	VAPENKA Michal	M

Team: USA

No.	Name	Gen
32	LEE Jen	M
34	CASH Steve	M

## Team Line-ups

Team: CZE (white)

No.	Pos.	Name	Gen
15	D	ZELINKA Radek +A	M
67	D	DOLEZAL Pavel	M
19	F	OHAR Alex	M
33	F	HECKO Vaclav	M
77	F	PALAT David	M
7	D	MOTYCKA David +A	M
11	D	WAGNER Karel	M
75	F	RAUL Jiri	M
82	F	HABL Zdenek +C	M
96	F	KRUPICKA Zdenek	M
23	D	FROLIK Jan	M
18	F	NOVOTNY Miroslav	M
92	F	SEDLACEK Patrik	M

Head Coach: BRIZA Jiri

## NOT DRESSED:

29	D	KUBES Pavel	M
74	F	GEIER Michal	M

Team: USA (blue)

No.	Pos.	Name	Gen
8	D	WALLACE Jack	M
4	F	ROYBAL Brody	M
9	F	DODSON Travis	M
11	F	WOODKE Joseph	M
24	F	MISIEWICZ Joshua	M
15	F	ZYCH Kyle	M
16	F	FARMER Declan +A	M
22	F	GROVE Noah	M
23	F	ROMAN Rico +A	M
40	F	HARGIS Josh	M
17	D	DOUGLAS Christopher	M
27	D	PAULS Josh +C	M
37	D	EUSTACE David	M

Head Coach: HOFF David

## NOT DRESSED:

3	D	DEQUEBEC Ralph	M
88	F	McKEE Kevin	M

## Legend:

<b>D</b>	Defence	<b>F</b>	Forward	<b>Gen</b>	Gender	<b>M</b>	Male
<b>No.</b>	Jersey number	<b>Pos.</b>	Position	<b>+A</b>	Assistant captain	<b>+C</b>	Captain



SUN 20 JUN 2021

Start Time 14:30

Preliminary Round - Group A, Game 6

Mixed



## Graphical Line-ups

## CZE - USA

## Referee

LUTHCKE Owe (NOR)

## Linesmen

FAZEKAS Tibor (SRB) , NEDELJKOVIC Ivan (SRB)

Team: CZE - Czech Republic (white)

Head Coach: BRIZA Jiri

S1 1 KUDELA Martin		
6 VAPENKA Michal		
S2 15 ZELINKA Radek +A	S3 67 DOLEZAL Pavel	
S6 77 PALAT David	S4 19 OHAR Alex	S5 33 HECKO Vaclav
82 HABL Zdenek +C		7 MOTYCKA David +A
96 KRUPICKA Zdenek	75 RAUL Jiri	11 WAGNER Karel
23 FROLIK Jan	92 SEDLACEK Patrik	18 NOVOTNY Miroslav

Team: USA - USA (blue)

Head Coach: HOFF David

S1 32 LEE Jen		
34 CASH Steve		
S2 8 WALLACE Jack	S3 11 WOODKE Joseph	
S4 4 ROYBAL Brody	S5 9 DODSON Travis	S6 24 MISIEWICZ Joshua
22 GROVE Noah		16 FARMER Declan +A
15 ZYCH Kyle	40 HARGIS Josh	23 ROMAN Rico +A
27 PAULS Josh +C		17 DOUGLAS Christopher
37 EUSTACE David		

## Legend:

Sn Starting position

+A Assistant captain

+C Captain



SUN 20 JUN 2021

Start Time 14:30

End Time 16:32

Preliminary Round - Group A, Game 6

Mixed



## Game Summary

CZE - USA 0 - 4 (0 - 0 , 0 - 2 , 0 - 2)

Spectators	Referee	Linesmen
2077	LUTHCKE Owe (NOR)	FAZEKAS Tibor (SRB) , NEDELJKOVIC Ivan (SRB)

## Team Statistics

Period	Score	SVS	SOG	PIM	TPP	PPG	SHG
1	0 : 0	17 : 0	0 : 17	6 : 2	00:37 : 04:50	0 : 0	0 : 0
2	0 : 2	15 : 0	0 : 17	2 : 2	02:13 : 02:00	0 : 0	0 : 0
3	0 : 2	15 : 1	1 : 17	0 : 0	00:00 : 00:00	0 : 0	0 : 0
<b>Total</b>	<b>0 : 4</b>	<b>47 : 1</b>	<b>1 : 51</b>	<b>8 : 4</b>	<b>02:50 : 06:50</b>	<b>0 : 0</b>	<b>0 : 0</b>

## 1st Period

Action	Time	ET/Res	Team	Type	No.	Name	(G) Name of Assistant(s) / Action Description
GK	00:00		USA		32	LEE J	- Goalkeeper in
GK	00:00		CZE		1	KUDELA M	- Goalkeeper in
Penalty	01:07		CZE	PS	7	MOTYCKA D	- Teeing
PS.miss	01:07		USA	PS	40	HARGIS J	(0)
Penalty	04:16	06:16	CZE	2 min.	75	RAUL J	- Hooking
Penalty	08:16	10:16	CZE	2 min.	82	HABL Z	- Holding an opponent
Penalty	12:23	14:23	CZE	2 min.	-	Team penalty	- Too Many Men / Served by: 96 KRUPICKA Z
Penalty	13:13	15:13	USA	2 min.	8	WALLACE J	- Interference

## 2nd Period

Action	Time	ET/Res	Team	Type	No.	Name	(G) Name of Assistant(s) / Action Description
Penalty	15:17	17:17	USA	2 min.	24	MISIEWICZ J	- Interference
<b>Goal</b>	<b>19:15</b>	<b>0 : 1</b>	<b>USA</b>	<b>EQ</b>	<b>8</b>	<b>WALLACE J</b>	(1) 22 GROVE N On Ice CZE 1 11 15 23 67 92 USA 32 8 11 15 16 22
<b>Goal</b>	<b>20:34</b>	<b>0 : 2</b>	<b>USA</b>	<b>EQ</b>	<b>4</b>	<b>ROYBAL B</b>	(2) 27 PAULS J 9 DODSON T On Ice CZE 1 15 67 75 77 96 USA 32 4 9 11 24 27
Penalty	25:19	27:19	CZE	2 min.	11	WAGNER K	- Holding an opponent

## 3rd Period

Action	Time	ET/Res	Team	Type	No.	Name	(G) Name of Assistant(s) / Action Description
<b>Goal</b>	<b>33:40</b>	<b>0 : 3</b>	<b>USA</b>	<b>EQ</b>	<b>8</b>	<b>WALLACE J</b>	(2) On Ice CZE 1 7 18 19 33 82 USA 32 4 8 9 24 27
<b>Goal</b>	<b>43:40</b>	<b>0 : 4</b>	<b>USA</b>	<b>EQ</b>	<b>17</b>	<b>DOUGLAS C</b>	(1) 23 ROMAN R On Ice CZE 1 7 18 19 33 82 USA 32 17 23 27 37 40
GK	45:00		CZE				1 KUDELA M - Goalkeeper out
GK	45:00		USA				32 LEE J - Goalkeeper out

## Goalkeeper Records

Team : CZE - Czech Republic

No.	Name	SOG	SVS	MIP
1	KUDELA Martin	51	47	45:00
6	VAPENKA Michal			

Team : USA - USA

No.	Name	SOG	SVS	MIP
32	LEE Jen	1	1	45:00
34	CASH Steve			

## Game Statistics

Team : CZE (white)

Head Coach : BRIZA Jiri

No.	Pos.	Name	Gen	G	A	P	PIM	FO+	FO-	FO+/-	FO%	Shots on Goal					+/-
												1	2	3	OT	TS	
15	D	ZELINKA Radek +A	M	0	0	0	0	0	1	-1	0.00	0	0	0	0	0	-2
19	F	OHAR Alex	M	0	0	0	0	3	19	-16	13.64	0	0	0	0	0	-2
33	F	HECKO Vaclav	M	0	0	0	0	0	1	-1	0.00	0	0	0	0	0	-2
67	D	DOLEZAL Pavel	M	0	0	0	0	1	6	-5	14.29	0	0	0	0	0	-2
77	F	PALAT David	M	0	0	0	0	1	2	-1	33.33	0	0	0	0	0	-1
7	D	MOTYCKA David +A	M	0	0	0	0	0	1	-1	0.00	0	0	0	0	0	-2
11	D	WAGNER Karel	M	0	0	0	2	3	1	2	75.00	0	0	1	1	1	-1
75	F	RAUL Jiri	M	0	0	0	2	4	11	-7	26.67	0	0	0	0	0	-1





SUN 20 JUN 2021

Start Time 14:30

End Time 16:32

Preliminary Round - Group A, Game 6

Mixed



Head Coach : BRIZA Jiri											Shots on Goal						
No.	Pos.	Name	Gen	G	A	P	PIM	FO+	FO-	FO+/-	FO%	1	2	3	OT	TS	+/-
82	F	HABL Zdenek +C	M	0	0	0	2	1	1	0	50.00	0	0	0		0	-2
96	F	KRUPICKA Zdenek	M	0	0	0	0	0	0	0	0.00	0	0	0		0	-1
18	F	NOVOTNY Miroslav	M	0	0	0	0	0	0	0	0.00	0	0	0		0	-2
23	D	FROLIK Jan	M	0	0	0	0	0	0	0	0.00	0	0	0		0	-1
92	F	SEDLACEK Patrik	M	0	0	0	0	1	8	-7	11.11	0	0	0		0	-1
1	GK	KUDELA Martin (BP)	M	0	0	0	0					0	0	0		0	
6	GK	VAPENKA Michal	M	0	0	0	0					0	0	0		0	
<b>Total</b>				<b>0</b>	<b>0</b>	<b>0</b>	<b>6</b>	<b>14</b>	<b>51</b>	<b>-37</b>	<b>21.54</b>	<b>0</b>	<b>0</b>	<b>1</b>		<b>1</b>	

Team : USA (blue)

Head Coach : HOFF David											Shots on Goal						
No.	Pos.	Name	Gen	G	A	P	PIM	FO+	FO-	FO+/-	FO%	1	2	3	OT	TS	+/-
4	F	ROYBAL Brody	M	1	0	1	0	0	0	0	0.00	1	3	1		5	+2
8	D	WALLACE Jack (BP)	M	2	0	2	2	0	0	0	0.00	5	4	4		13	+2
9	F	DODSON Travis	M	0	1	1	0	2	1	1	66.67	2	0	1		3	+2
11	F	WOODKE Joseph	M	0	0	0	0	0	0	0	0.00	0	0	0		0	+2
24	F	MISIEWICZ Joshua	M	0	0	0	2	11	3	8	78.57	0	0	0		0	+2
15	F	ZYCH Kyle	M	0	0	0	0	0	0	0	0.00	0	1	1		2	+1
16	F	FARMER Declan +A	M	0	0	0	0	23	8	15	74.19	2	3	3		8	+1
22	F	GROVE Noah	M	0	1	1	0	2	0	2	100.00	0	1	0		1	+1
23	F	ROMAN Rico +A	M	0	1	1	0	13	2	11	86.67	0	0	1		1	+1
40	F	HARGIS Josh	M	0	0	0	0	0	0	0	0.00	1	1	1		3	+1
17	D	DOUGLAS Christopher	M	1	0	1	0	0	0	0	0.00	2	2	3		7	+1
27	D	PAULS Josh +C	M	0	1	1	0	0	0	0	0.00	2	1	2		5	+3
37	D	EUSTACE David	M	0	0	0	0	0	0	0	0.00	2	1	0		3	+1
32	GK	LEE Jen	M	0	0	0	0					0	0	0		0	
34	GK	CASH Steve	M	0	0	0	0					0	0	0		0	
<b>Total</b>				<b>4</b>	<b>4</b>	<b>8</b>	<b>4</b>	<b>51</b>	<b>14</b>	<b>37</b>	<b>78.46</b>	<b>17</b>	<b>17</b>	<b>17</b>		<b>51</b>	

## Group A

R	Team	GP	W	OTW	OTL	L	GDF	GF : GA	PTS
1	CAN	2	2	0	0	0	+9	10 : 1	6
2	USA	2	1	0	0	1	+3	5 : 2	3
3	KOR	2	1	0	0	1	-6	2 : 8	3
4	CZE	2	0	0	0	2	-6	0 : 6	0

	CAN	CZE	KOR	USA
CAN	*****	TUE 22 JUN 14:15	8:0	2:1
CZE	TUE 22 JUN 14:15	*****	0:2	0:4
KOR	0:8	2:0	*****	TUE 22 JUN 20:45
USA	1:2	4:0	TUE 22 JUN 20:45	*****

## Legend:

<b>(G)</b> Goals in tournament	<b>+/-</b> Plus/minus net	<b>+A</b> Assistant captain	<b>+C</b> Captain
<b>A</b> Assists	<b>D</b> Defence	<b>EQ</b> Equal strength	<b>ET/Res</b> Penalty end time/Result of game
<b>F</b> Forward	<b>FO-</b> Face-offs lost	<b>FO%</b> Face-offs won as percentage	<b>FO+</b> Face-offs won
<b>FO+/-</b> Face-offs net	<b>G</b> Goals	<b>GA</b> Goals against	<b>GDF</b> Goal difference
<b>Gen</b> Gender	<b>GF</b> Goals for	<b>GK</b> Goalkeeper	<b>GP</b> Games played
<b>L</b> Losses	<b>M</b> Male	<b>MIP</b> Minutes in play (GK)	<b>No.</b> Jersey number
<b>OT</b> Overtime	<b>OTL</b> Overtime losses	<b>OTW</b> Overtime wins	<b>P</b> Points
<b>PIM</b> Penalties in minutes	<b>Pos.</b> Position	<b>PPG</b> Power play goals	<b>PS</b> Penalty shot
<b>PTS</b> Points	<b>R</b> Rank	<b>SHG</b> Shorthanded goals	<b>SOG</b> Shots on goal
<b>SVS</b> Saves	<b>TPP</b> Time on power play	<b>TS</b> Total shots	<b>W</b> Wins



SUN 20 JUN 2021  
Start Time 14:30

Preliminary Round - Group A, Game 6



Mixed

### Shot Chart CZE - USA



Period: 1



Shots by CZE

Goals (o): 0      SSG (+): 0  
SSP (-): 0      SPG (-): 0

Shots by USA

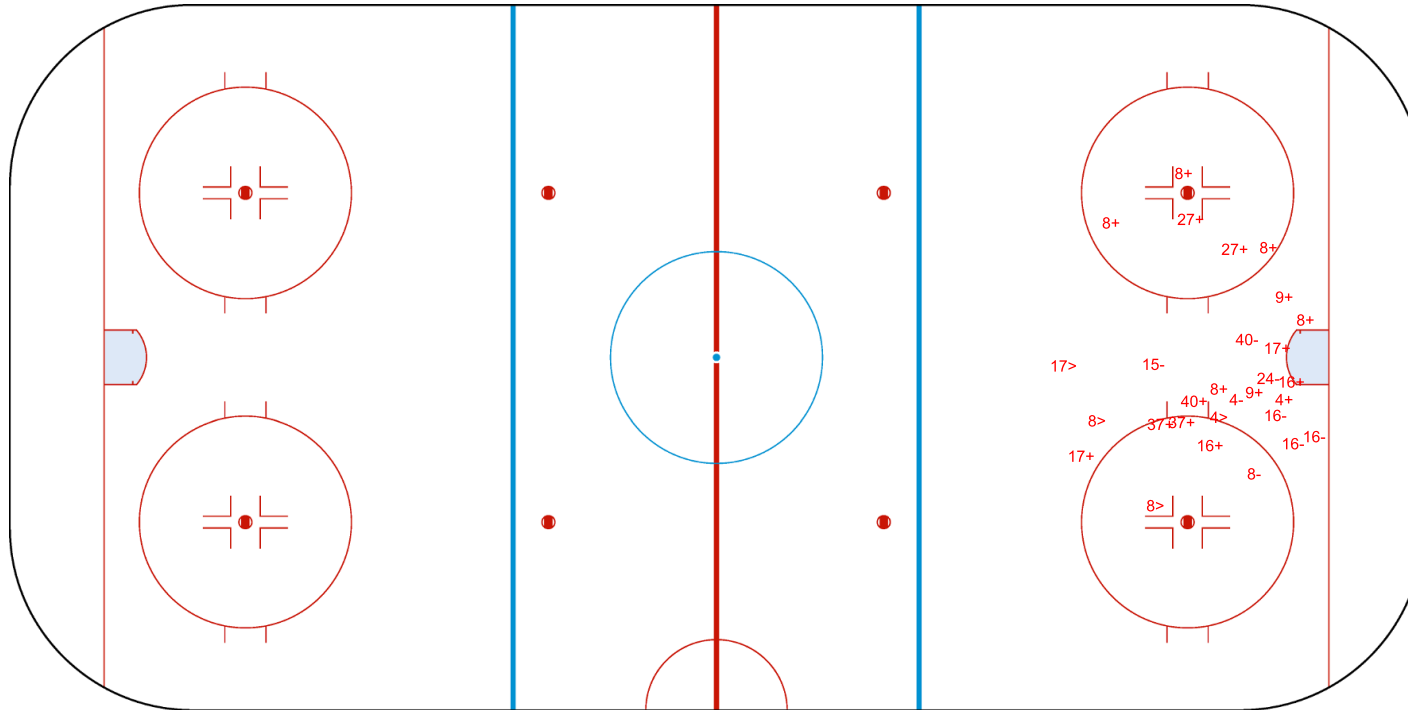
Goals (o): 0      SSG (+): 17  
SSP (>): 4      SPG (-): 8



GK 32 of USA



GK 1 of CZE



Legend:		
<b>GK</b>	Goalkeeper	
<b>SPG</b>	Shots past goal	
<b>SSG</b>	Shots saved by goalkeeper	
<b>SSP</b>	Shots saved by player	



SUN 20 JUN 2021  
Start Time 14:30

Mixed  
Preliminary Round - Group A, Game 6



Shot Chart  
CZE - USA

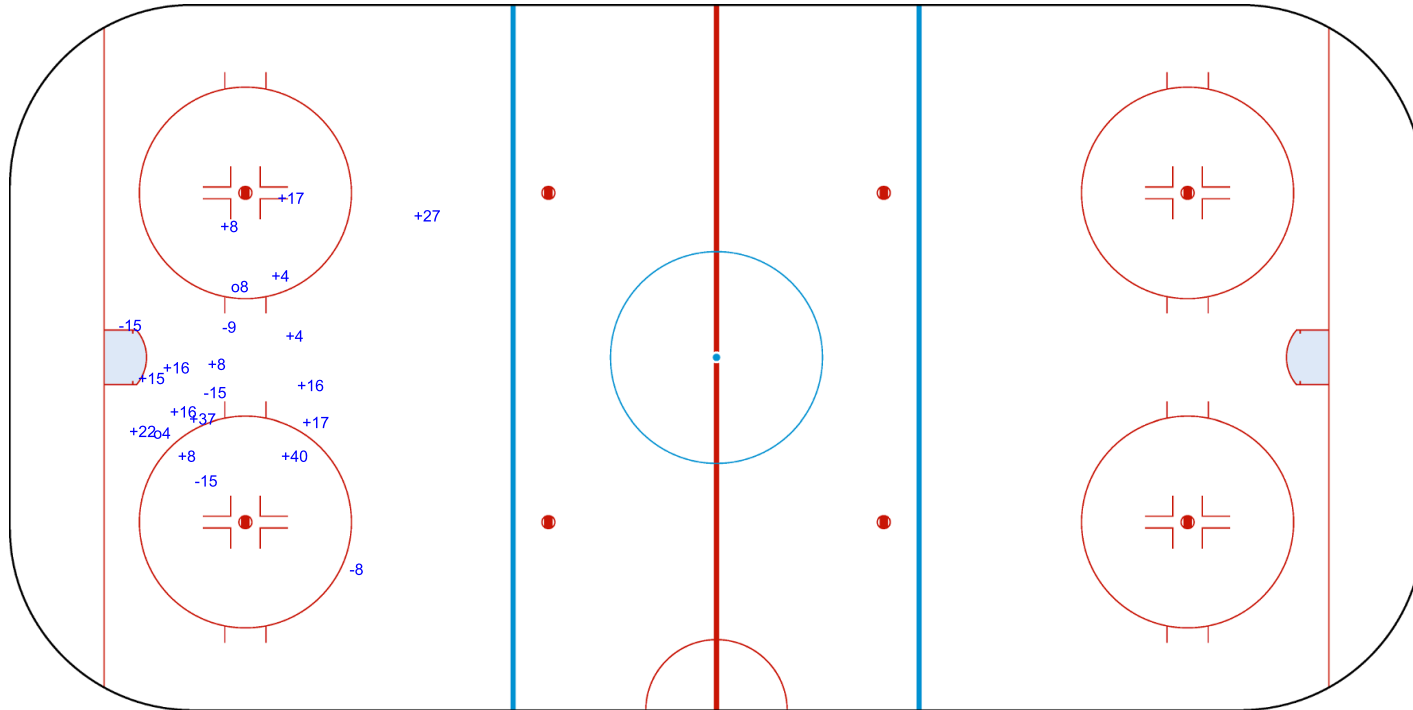
Shots by USA  
Goals (o): 2    SSG (+): 15  
SSP (<): 0    SPG (-): 5

CZE →    Period: 2    ← USA

Shots by CZE  
Goals (o): 0    SSG (+): 0  
SSP (>): 0    SPG (-): 0

o8    o4

GK 1 of CZE



GK 32 of USA

<b>Legend:</b>	<b>GK</b> Goalkeeper	<b>SPG</b> Shots past goal	<b>SSG</b> Shots saved by goalkeeper	<b>SSP</b> Shots saved by player
----------------	----------------------	----------------------------	--------------------------------------	----------------------------------



SUN 20 JUN 2021  
Start Time 14:30

Preliminary Round - Group A, Game 6



Shot Chart  
CZE - USA

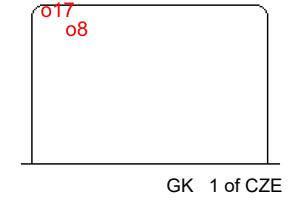
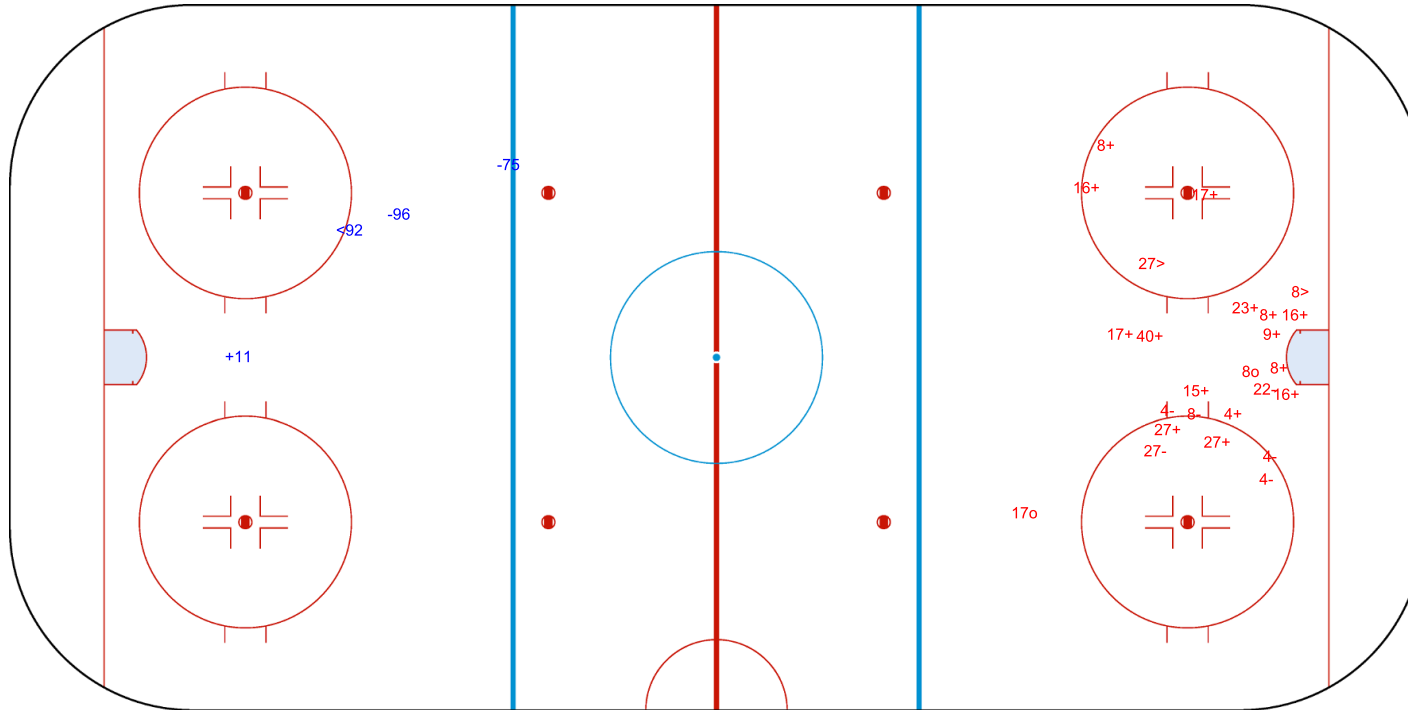
Shots by CZE  
Goals (o): 0  
SSP (-): 1  
SSG (+): 1  
SPG (-): 2



Period: 3



Shots by USA  
Goals (o): 2  
SSP (+): 15  
SSP (-): 2  
SPG (-): 6



Legend:	
<b>GK</b>	Goalkeeper
<b>SPG</b>	Shots past goal
<b>SSG</b>	Shots saved by goalkeeper
<b>SSP</b>	Shots saved by player



Face-off Chart  
CZE - USA

PERIOD 1

CZE	USA	CZE	USA	CZE	USA	
Def. zone	Att. zone	Neutral zone		Att. zone	Def. zone	
- 92	+ 16	- 19	+ 24	+ 19	- 16	
- 19	+ 16	- 75	+ 23			
- 92	+ 23	- 75	+ 24			
- 19	+ 24	+ 11	- 9			
- 67	+ 16	- 19	+ 23			
- 77	+ 16					
- 77	+ 16					
- 19	+ 9					
- 92	+ 23					
- 92	+ 23					
- 67	+ 16					
- 67	+ 16					
- 19	+ 22					
- 75	+ 24					
- 33	+ 16					
+ 77	- 16					
- 67	+ 16					
<b>Total wins / period</b>	1 / 6%	16 / 94%	1 / 20%	4 / 80%	1 / 100%	0 / 0%

Total wins  
all zones

CZE	USA
3 / 13%	20 / 87%

PERIOD 2

CZE	USA	CZE	USA	CZE	USA	
Def. zone	Att. zone	Neutral zone		Att. zone	Def. zone	
- 19	+ 9	- 19	+ 24	- 19	+ 16	
+ 92	- 16	+ 11	- 16	- 75	+ 23	
- 75	+ 24	- 19	+ 23			
- 19	+ 16	- 19	+ 24			
- 75	+ 16	- 92	+ 23			
- 19	+ 24	- 92	+ 22			
+ 75	- 23	- 82	+ 16			
- 92	+ 16					
- 67	+ 16					
- 7	+ 16					
- 15	+ 16					
+ 67	- 16					
+ 82	- 16					
- 19	+ 23					
<b>Total wins / period</b>	4 / 29%	10 / 71%	1 / 14%	6 / 86%	0 / 0%	2 / 100%

Total wins  
all zones

CZE	USA
5 / 22%	18 / 78%

PERIOD 3

CZE	USA	CZE	USA	CZE	USA
Def. zone	Att. zone	Neutral zone		Att. zone	Def. zone
- 75	+ 24	+ 19	- 24	+ 19	- 16
- 19	+ 23	- 19	+ 24	+ 11	- 24
- 19	+ 23	+ 75	- 23	- 75	+ 16
- 75	+ 16	- 67	+ 23		
- 11	+ 16				
- 92	+ 16				
<b>Total wins / period</b>					

Total wins  
all zones

CZE	USA
6 / 32%	13 / 68%



**SUN 20 JUN 2021**  
Start Time 14:30

**Preliminary Round - Group A, Game 6**

**Mixed**



- 75	+ 24				
+ 75	- 24				
- 19	+ 16				
- 19	+ 23				
- 75	+ 16				
+ 75	- 16				
2 / 17%	10 / 83%	2 / 50%	2 / 50%	2 / 67%	1 / 33%

### TOTAL

Total wins / game	CZE	USA	Neutral zone		CZE	USA	Total wins all zones	
	Def. zone	Att. zone			Att. zone	Def. zone	CZE	USA
	7 / 16%	36 / 84%	4 / 25%	12 / 75%	3 / 50%	3 / 50%	14 / 22%	51 / 78%

### HEAD TO HEAD

	No.	USA				Tot	wins CZE	Dz	Nz	Az
		9	16	22	23					
CZE	7		0 - 1			1	0 0%	0 0%		
	11	1 - 0	1 - 1			4	3 75%	0 0%	2 100%	1 100%
	15		0 - 1			1	0 0%	0 0%		
	19	0 - 2	2 - 4	0 - 1	0 - 6	1 - 6	3 14%	0 0%	1 14%	2 67%
	33		0 - 1			1	0 0%	0 0%		
	67		1 - 5		0 - 1		1 14%	1 17%	0 0%	
	75		1 - 4		2 - 2	1 - 5	4 27%	3 30%	1 33%	0 0%
	77		1 - 2				1 33%	1 33%		
	82		1 - 1				1 50%	1 100%	0 0%	
	92		1 - 3	0 - 1	0 - 4		1 11%	1 14%	0 0%	
<b>Tot</b>	<b>3</b>	<b>31</b>	<b>2</b>	<b>15</b>	<b>14</b>	<b>14</b> 22%	<b>7</b> 16%	<b>4</b> 25%	<b>3</b> 50%	
<b>wins USA</b>	<b>2</b> 67%	<b>23</b> 74%	<b>2</b> 100%	<b>13</b> 87%	<b>11</b> 79%	<b>51</b> 78%				
<b>Dz</b>		<b>2</b> 50%		<b>1</b> 100%	<b>0</b> 0%	<b>3</b> 50%				
<b>Nz</b>	<b>0</b> 0%	<b>1</b> 50%	<b>1</b> 100%	<b>5</b> 83%	<b>5</b> 83%	<b>12</b> 75%				
<b>Az</b>	<b>2</b> 100%	<b>20</b> 80%	<b>1</b> 100%	<b>7</b> 88%	<b>6</b> 86%	<b>36</b> 84%				

#### Legend:

**Az** Attacking zone    **Dz** Defending zone    **No.** Jersey number    **Nz** Neutral zone    **Tot** Total face-offs played



SUN 20 JUN 2021

Start Time 17:30

Preliminary Round - Group B, Game 7

Mixed



## Game Roster

## ITA - RPC

## Referee

RAPAK Martin (CZE)

## Linesmen

HERMANSEN OSWOLD Marius (NOR) , LUNDEN Andreas (SWE)

## Goalkeepers

Team: ITA

No.	Name	Gen	GP	MIP	GA	SVS	SOG	SVS%	GAA
15	ARAUDO Gabriele	M	1	00:00	0	0	0	0.00	0.00
82	KASSLATTER Julian	M	0	00:00	0	0	0	0.00	0.00

## Team Roster

Team: ITA (blue)

No.	Pos.	Name	Gen	GP	G	A	PTS	PIM	+/-
2	D	ENDERLE Alex	M	1	0	0	0	0	-1
3	D	ROSA Gianluigi	M	1	0	1	1	0	0
4	F	REMOTTI MARNINI Matteo	M	1	0	0	0	0	0
5	F	PLANKER Florian	M	1	0	1	1	0	+2
6	D	CAVALIERE Gian Luca	M	1	1	0	1	0	+1
8	D	RADICE Roberto	M	1	0	0	0	0	0
9	F	KALEGARIS Sandro	M	1	0	0	0	2	-1
11	F	LARCH Nils	M	1	0	0	0	2	+1
15	GK	ARAUDO Gabriele	M	1	0	0	0	0	0
18	D	MACRI Andrea	M	1	0	1	1	0	+2
20	F	STELLA Igor	M	1	0	0	0	0	0
25	F	TORELLA Francesco	M	1	0	0	0	0	0
27	F	ANDREONI Alessandro	M	1	0	0	0	2	-1
62	F	DEPAOLI Christoph	M	1	2	0	2	0	+2
82	GK	KASSLATTER Julian	M	0	0	0	0	0	0
84	D	KERSCHBAUMER Stefan	M	0	0	0	0	0	0

Head Coach: da RIN de LORENZO Massimo

Team: RPC

No.	Name	Gen	GP	MIP	GA	SVS	SOG	SVS%	GAA
30	PLOTNIKOV Evgenii	M	1	20:05	0	0	0	0.00	0.00
88	KASATKIN Andrei	M	1	24:55	0	0	0	0.00	0.00

Team: RPC (white)

No.	Pos.	Name	Gen	GP	G	A	PTS	PIM	+/-
4	D	EREMIN Aleksei	M	1	0	0	0	0	+2
8	F	LISOV Dmitrii	M	1	0	2	2	0	+2
9	F	KHAMZIN Airat	M	1	2	1	3	0	+2
10	F	MALETSKIY Igor	M	1	0	0	0	0	+1
11	D	BARYKIN Stanislav	M	0	0	0	0	0	0
13	F	SHIKHOV Konstantin	M	1	0	1	1	0	+1
14	F	POPOV Ilia	M	1	1	0	1	0	+1
15	D	GALKIN Dmitrii	M	1	0	1	1	0	+2
17	F	RYCHKOV Vladimir	M	1	0	1	1	0	+1
18	F	SOKOLOV Andrey	M	1	0	1	1	0	+1
19	D	KUZNETSOV Ivan	M	1	1	0	1	0	+2
21	F	PETROV Evgenii	M	1	2	1	3	0	+2
22	F	TERENTEV Nikolai	M	1	1	1	2	0	+1
23	D	VOLKOV Ilia	M	1	0	1	1	0	+2
30	GK	PLOTNIKOV Evgenii	M	1	0	0	0	0	0
88	GK	KASATKIN Andrei	M	1	0	0	0	0	0
96	D	MIACHIN Mikhail	M	0	0	0	0	0	0

Head Coach: BATYRSHIN Ruslan

## Legend:

<b>A</b> Assists	<b>D</b> Defence	<b>F</b> Forward	<b>G</b> Goals
<b>GA</b> Goals against	<b>GAA</b> Goals against as average per 45 minutes	<b>Gen</b> Gender	<b>GK</b> Goalkeeper
<b>GP</b> Games played	<b>M</b> Male	<b>MIP</b> Minutes and seconds played	<b>No.</b> Jersey number
<b>PIM</b> Penalties in minutes	<b>Pos.</b> Position	<b>PTS</b> Points	<b>SOG</b> Shots on goal
<b>SVS</b> Saves	<b>SVS%</b> Saves in percentage	<b>+/-</b> Plus/minus net	



SUN 20 JUN 2021

Start Time 17:30

Preliminary Round - Group B, Game 7

Mixed



## Line-ups

## ITA - RPC

## Referee

RAPAK Martin (CZE)

## Linesmen

HERMANSEN OSWOLD Marius (NOR) , LUNDEN Andreas (SWE)

## Goalkeepers

Team: ITA

No.	Name	Gen
82	KASSLATTER Julian	M
15	ARAUDO Gabriele	M

Team: RPC

No.	Name	Gen
88	KASATKIN Andrei	M
30	PLOTNIKOV Evgenii	M

## Team Line-ups

Team: ITA (blue)

No.	Pos.	Name	Gen
6	D	CAVALIERE Gian Luca +C	M
18	D	MACRI Andrea +A	M
5	F	PLANKER Florian +A	M
11	F	LARCH Nils	M
62	F	DEPAOLI Christoph	M
2	D	ENDERLE Alex	M
3	D	ROSA Gianluigi	M
8	D	RADICE Roberto	M
25	F	TORELLA Francesco	M
27	F	ANDREONI Alessandro	M
84	D	KERSCHBAUMER Stefan	M
4	F	REMOTTI MARNINI Matteo	M
20	F	STELLA Igor	M

Team: RPC (white)

No.	Pos.	Name	Gen
23	D	VOLKOV Ilia +A	M
96	D	MIACHIN Mikhail	M
13	F	SHIKHOV Konstantin	M
18	F	SOKOLOV Andrey	M
22	F	TERENTEV Nikolai	M
15	D	GALKIN Dmitrii	M
19	D	KUZNETSOV Ivan	M
8	F	LISOV Dmitrii +C	M
9	F	KHAMZIN Airat	M
21	F	PETROV Evgenii +A	M
11	D	BARYKIN Stanislav	M
10	F	MALETSKIY Igor	M
17	F	RYCHKOV Vladimir	M

Head Coach: da RIN de LORENZO Massimo

Head Coach: BATYRSHIN Ruslan

## NOT DRESSED:

9 F KALEGARIS Sandro M

## NOT DRESSED:

4 D EREMIN Aleksei M  
14 F POPOV Ilia M

## Legend:

<b>D</b>	Defence	<b>F</b>	Forward	<b>Gen</b>	Gender	<b>M</b>	Male
<b>No.</b>	Jersey number	<b>Pos.</b>	Position	<b>+A</b>	Assistant captain	<b>+C</b>	Captain





SUN 20 JUN 2021

Start Time 17:30

Preliminary Round - Group B, Game 7

Mixed



## Graphical Line-ups

## ITA - RPC

## Referee

RAPAK Martin (CZE)

## Linesmen

HERMANSEN OSWOLD Marius (NOR) , LUNDEN Andreas (SWE)

Team: ITA - Italy (blue)

Head Coach: da RIN de LORENZO Massimo

S1 82 KASSLATTER Julian		
15 ARAUDO Gabriele		
6 CAVALIERE Gian Luca +C	18 MACRI Andrea +A	
S5 11 LARCH Nils	S4 5 PLANKER Florian +A	S6 62 DEPAOLI Christoph
S2 2 ENDERLE Alex	S3 3 ROSA Gianluigi	
25 TORELLA Francesco	27 ANDREONI Alessandro	8 RADICE Roberto
84 KERSCHBAUMER Stefan		
4 REMOTTI MARNINI Matteo	20 STELLA Igor	

Team: RPC - RPC (white)

Head Coach: BATYRSHIN Ruslan

S1 88 KASATKIN Andrei		
30 PLOTNIKOV Evgenii		
S3 96 MIACHIN Mikhail	S2 23 VOLKOV Ilia +A	
S6 22 TERENCEV Nikolai	S5 18 SOKOLOV Andrey	S4 13 SHIKHOV Konstantin
15 GALKIN Dmitrii		19 KUZNETSOV Ivan
8 LISOV Dmitrii +C	9 KHAMZIN Airat	21 PETROV Evgenii +A
17 RYCHKOV Vladimir	11 BARYKIN Stanislav	10 MALETSKIY Igor

## Legend:

Sn Starting position

+A Assistant captain

+C Captain



SUN 20 JUN 2021

Start Time 17:30

End Time 19:23

Preliminary Round - Group B, Game 7

Mixed



## Game Summary

ITA - RPC 0 - 9 (0 - 5, 0 - 1, 0 - 3)

Spectators	Referee	Linesmen
164	RAPAK Martin (CZE)	HERMANSEN OSWOLD Marius (NOR) , LUNDEN Andreas (SWE)

## Team Statistics

Period	Score	SVS	SOG	PIM	TPP	PPG	SHG
1	0 : 5	11 : 2	2 : 16	4 : 0	00:00 : 02:12	0 : 1	0 : 0
2	0 : 1	7 : 2	2 : 8	2 : 8	07:19 : 01:26	0 : 0	0 : 0
3	0 : 3	4 : 2	2 : 7	2 : 0	00:00 : 02:00	0 : 0	0 : 0
<b>Total</b>	<b>0 : 9</b>	<b>22 : 6</b>	<b>6 : 31</b>	<b>8 : 8</b>	<b>07:19 : 05:38</b>	<b>0 : 1</b>	<b>0 : 0</b>

## 1st Period

Action	Time	ET/Res	Team	Type	No.	Name	(G)	Name of Assistant(s) / Action Description
GK	00:00		ITA		82	KASSLATTER J		- Goalkeeper in
GK	00:00		RPC		88	KASATKIN A		- Goalkeeper in
<b>Goal</b>	<b>02:22</b>	<b>0 : 1</b>	<b>RPC</b>	<b>EQ</b>	<b>96</b>	<b>MIACHIN M</b>	(1)	13 SHIKHOV K On Ice ITA 82 6 8 18 25 27 RPC 88 13 18 22 23 96
<b>Goal</b>	<b>03:13</b>	<b>0 : 2</b>	<b>RPC</b>	<b>EQ</b>	<b>8</b>	<b>LISOV D</b>	(1)	21 PETROV E 15 GALKIN D On Ice ITA 82 3 4 20 62 84 RPC 88 8 9 15 21 23
Penalty	07:00	09:00	ITA	2 min.	4	REMOTTI MARNINI M		- Slashing
Penalty	08:27	09:12	ITA	2 min.	3	ROSA G		- Teeing
<b>Goal</b>	<b>09:12</b>	<b>0 : 3</b>	<b>RPC</b>	<b>PP1</b>	<b>22</b>	<b>TERENTEV N</b>	(2)	23 VOLKOV I On Ice ITA 82 5 6 11 18 RPC 88 13 18 22 23 96 *
<b>Goal</b>	<b>09:42</b>	<b>0 : 4</b>	<b>RPC</b>	<b>EQ</b>	<b>9</b>	<b>KHAMZIN A</b>	(3)	21 PETROV E 15 GALKIN D On Ice ITA 82 2 3 8 25 27 RPC 88 8 9 15 19 21
<b>Goal</b>	<b>13:27</b>	<b>0 : 5</b>	<b>RPC</b>	<b>EQ</b>	<b>17</b>	<b>RYCHKOV V</b>	(1)	15 GALKIN D On Ice ITA 82 4 5 6 18 62 RPC 88 10 11 15 17 19

## 2nd Period

Action	Time	ET/Res	Team	Type	No.	Name	(G)	Name of Assistant(s) / Action Description
GK	15:00		ITA		15	ARAUDO G		- Goalkeeper in 82 KASSLATTER J - Goalkeeper out
Penalty	16:59	18:59	RPC	2 min.	19	KUZNETSOV I		- Holding an opponent
Penalty	18:52	20:52	RPC	2 min.	96	MIACHIN M		- Delaying the Game
Penalty	20:35	22:35	ITA	2 min.	18	MACRI A		- Closing hand on puck
Penalty	22:18	24:18	RPC	2 min.	13	SHIKHOV K		- Interference
Penalty	25:06	27:06	RPC	2 min.	21	PETROV E		- Charging
<b>Goal</b>	<b>28:22</b>	<b>0 : 6</b>	<b>RPC</b>	<b>EQ</b>	<b>21</b>	<b>PETROV E</b>	(3)	9 KHAMZIN A 15 GALKIN D On Ice ITA 15 2 3 5 11 62 RPC 88 8 9 15 19 21

## 3rd Period

Action	Time	ET/Res	Team	Type	No.	Name	(G)	Name of Assistant(s) / Action Description
GK	30:00		RPC		30	PLOTNIKOV E		- Goalkeeper in 88 KASATKIN A - Goalkeeper out
<b>Goal</b>	<b>32:25</b>	<b>0 : 7</b>	<b>RPC</b>	<b>EQ</b>	<b>22</b>	<b>TERENTEV N</b>	(3)	13 SHIKHOV K 18 SOKOLOV A On Ice ITA 15 6 8 18 25 27 RPC 30 13 18 22 23 96
<b>Goal</b>	<b>32:55</b>	<b>0 : 8</b>	<b>RPC</b>	<b>EQ</b>	<b>21</b>	<b>PETROV E</b>	(4)	8 LISOV D 9 KHAMZIN A On Ice ITA 15 3 4 20 62 84 RPC 30 8 9 15 19 21
<b>Goal</b>	<b>34:26</b>	<b>0 : 9</b>	<b>RPC</b>	<b>EQ</b>	<b>22</b>	<b>TERENTEV N</b>	(4)	13 SHIKHOV K 18 SOKOLOV A On Ice ITA 15 3 5 11 62 84 RPC 30 13 18 22 23 96
Penalty	42:05	44:05	ITA	2 min.	4	REMOTTI MARNINI M		- Teeing
GK	45:00		ITA					15 ARAUDO G - Goalkeeper out
GK	45:00		RPC					30 PLOTNIKOV E - Goalkeeper out

## Goalkeeper Records

Team : ITA - Italy

No.	Name	SOG	SVS	MIP
15	ARAUDO Gabriele	15	11	30:00
82	KASSLATTER Julian	16	11	15:00

Team : RPC - RPC

No.	Name	SOG	SVS	MIP
88	KASATKIN Andrei	4	4	30:00
30	PLOTNIKOV Evgenii	2	2	15:00



SUN 20 JUN 2021

Start Time 17:30

End Time 19:23

Preliminary Round - Group B, Game 7

Mixed



## Game Statistics

Team : ITA (blue)

Head Coach : da RIN de LORENZO Massimo

No. Pos.	Name	Gen	G	A	P	PIM	FO+	FO-	FO+/-	FO%	Shots on Goal					+/-
											1	2	3	OT	TS	
5	F PLANKER Florian +A	M	0	0	0	0	7	13	-6	35.00	1	1	0	0	2	-3
6	D CAVALIERE Gian Luca +C (BP)	M	0	0	0	0	0	0	0	0.00	0	0	0	0	0	-3
11	F LARCH Nils	M	0	0	0	0	5	2	3	71.43	0	0	0	0	0	-2
18	D MACRI Andrea +A	M	0	0	0	2	0	0	0	0.00	1	0	0	0	1	-3
62	F DEPAOLI Christoph	M	0	0	0	0	3	3	0	50.00	0	1	0	0	1	-5
2	D ENDERLE Alex	M	0	0	0	0	0	0	0	0.00	0	0	0	0	0	-2
3	D ROSA Gianluigi	M	0	0	0	2	0	0	0	0.00	0	0	2	2	-5	
8	D RADICE Roberto	M	0	0	0	0	0	0	0	0.00	0	0	0	0	-3	
25	F TORELLA Francesco	M	0	0	0	0	0	0	0	0.00	0	0	0	0	-3	
27	F ANDREONI Alessandro	M	0	0	0	0	8	7	1	53.33	0	0	0	0	-3	
4	F REMOTTI MARNINI Matteo	M	0	0	0	4	0	0	0	0.00	0	0	0	0	-3	
20	F STELLA Igor	M	0	0	0	0	0	1	-1	0.00	0	0	0	0	-2	
84	D KERSCHBAUMER Stefan	M	0	0	0	0	0	0	0	0.00	0	0	0	0	-3	
15	GK ARAUDO Gabriele	M	0	0	0	0					0	0	0	0		
82	GK KASSLATTER Julian	M	0	0	0	0					0	0	0	0		
<b>Total</b>			<b>0</b>	<b>0</b>	<b>0</b>	<b>8</b>	<b>23</b>	<b>26</b>	<b>-3</b>	<b>46.94</b>	<b>2</b>	<b>2</b>	<b>2</b>	<b>6</b>		

Team : RPC (white)

Head Coach : BATYRSHIN Ruslan

No. Pos.	Name	Gen	G	A	P	PIM	FO+	FO-	FO+/-	FO%	Shots on Goal					+/-
											1	2	3	OT	TS	
13	F SHIKHOV Konstantin	M	0	3	3	2	0	1	-1	0.00	0	1	1	2	+3	
18	F SOKOLOV Andrey	M	0	2	2	0	10	8	2	55.56	0	0	0	0	+3	
22	F TERENCEV Nikolai (BP)	M	3	0	3	0	0	0	0	0.00	5	0	3	8	+3	
23	D VOLKOV Ilia +A	M	0	1	1	0	1	1	0	50.00	0	1	0	1	+4	
96	D MIACHIN Mikhail	M	1	0	1	2	0	0	0	0.00	1	0	0	1	+3	
8	F LISOV Dmitrii +C	M	1	1	2	0	1	1	0	50.00	2	0	0	2	+4	
9	F KHAMZIN Airat	M	1	2	3	0	6	7	-1	46.15	2	0	0	2	+4	
15	D GALKIN Dmitrii	M	0	4	4	0	0	0	0	0.00	2	1	2	5	+5	
19	D KUZNETSOV Ivan	M	0	0	0	2	0	0	0	0.00	2	0	0	2	+4	
21	F PETROV Evgenii +A	M	2	2	4	2	1	0	1	100.00	0	4	1	5	+4	
10	F MALETSKIY Igor	M	0	0	0	0	1	0	1	100.00	0	1	0	1	+1	
11	D BARYKIN Stanislav	M	0	0	0	0	6	5	1	54.55	0	0	0	0	+1	
17	F RYCHKOV Vladimir	M	1	0	1	0	0	0	0	0.00	2	0	0	2	+1	
30	GK PLOTNIKOV Evgenii	M	0	0	0	0					0	0	0	0		
88	GK KASATKIN Andrei	M	0	0	0	0					0	0	0	0		
<b>Total</b>			<b>9</b>	<b>15</b>	<b>24</b>	<b>8</b>	<b>26</b>	<b>23</b>	<b>3</b>	<b>53.06</b>	<b>16</b>	<b>8</b>	<b>7</b>	<b>31</b>		

## Group B

R	Team	GP	W	OTW	OTL	L	GDF	GF : GA	PTS
1	RPC	2	2	0	0	0	+16	16 : 0	6
2	NOR	1	0	1	0	0	+1	4 : 3	2
3	ITA	2	0	0	1	1	-10	3 : 13	1
4	SVK	1	0	0	0	1	-7	0 : 7	0

	ITA	NOR	RPC	SVK
ITA	*****	3:4	0:9	TUE 22 JUN 17:30
NOR	4:3	*****	TUE 22 JUN 10:30	SUN 20 JUN 21:00
RPC	9:0	TUE 22 JUN 10:30	*****	7:0
SVK	TUE 22 JUN 17:30	SUN 20 JUN 21:00	0:7	*****

**SUN 20 JUN 2021**

Start Time 17:30

End Time 19:23

**Preliminary Round - Group B, Game 7****Mixed****Legend:**

<b>(G)</b>	Goals in tournament	*	does not count for Plus/minus	<b>+/-</b>	Plus/minus net	<b>+A</b>	Assistant captain
<b>+C</b>	Captain	<b>A</b>	Assists	<b>D</b>	Defence	<b>EQ</b>	Equal strength
<b>ET/Res</b>	Penalty end time/Result of game	<b>F</b>	Forward	<b>FO-</b>	Face-offs lost	<b>FO%</b>	Face-offs won as percentage
<b>FO+</b>	Face-offs won	<b>FO+/-</b>	Face-offs net	<b>G</b>	Goals	<b>GA</b>	Goals against
<b>GDF</b>	Goal difference	<b>Gen</b>	Gender	<b>GF</b>	Goals for	<b>GK</b>	Goalkeeper
<b>GP</b>	Games played	<b>L</b>	Losses	<b>M</b>	Male	<b>MIP</b>	Minutes in play (GK)
<b>No.</b>	Jersey number	<b>OT</b>	Overtime	<b>OTL</b>	Overtime losses	<b>OTW</b>	Overtime wins
<b>P</b>	Points	<b>PIM</b>	Penalties in minutes	<b>Pos.</b>	Position	<b>PP1</b>	Power play - 1 player
<b>PPG</b>	Power play goals	<b>PTS</b>	Points	<b>R</b>	Rank	<b>SHG</b>	Shorthanded goals
<b>SOG</b>	Shots on goal	<b>SVS</b>	Saves	<b>TPP</b>	Time on power play	<b>TS</b>	Total shots
<b>W</b>	Wins						



SUN 20 JUN 2021  
Start Time 17:30

Preliminary Round - Group B, Game 7



Shot Chart  
ITA - RPC

Shots by ITA  
Goals (o): 0  
SSP (-): 0  
SSG (+): 2  
SPG (-): 0



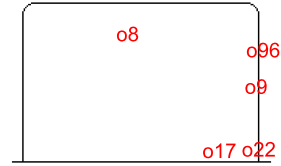
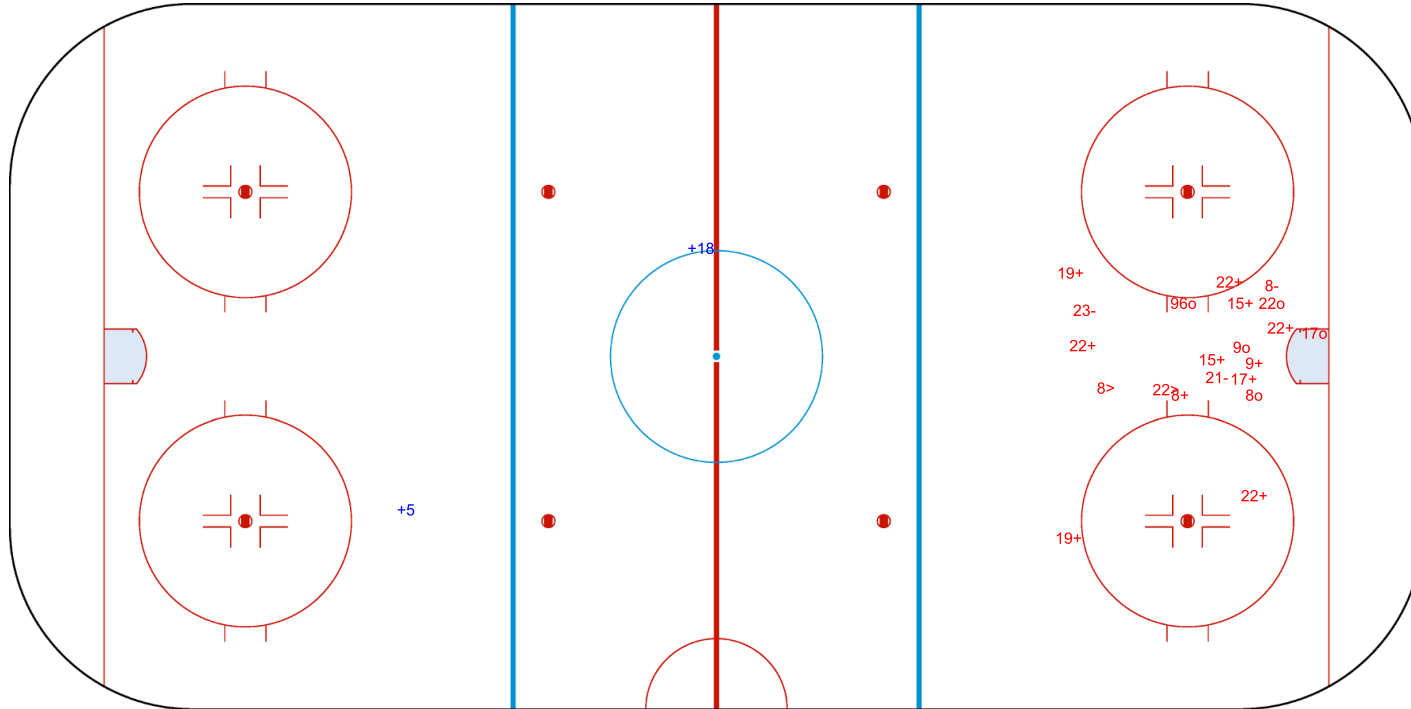
Period: 1



Shots by RPC  
Goals (o): 5  
SSP (>): 2  
SSG (+): 11  
SPG (-): 3



GK 88 of RPC



GK 82 of ITA

Legend:	
<b>GK</b>	Goalkeeper
<b>SPG</b>	Shots past goal
<b>SSG</b>	Shots saved by goalkeeper
<b>SSP</b>	Shots saved by player



SUN 20 JUN 2021  
Start Time 17:30

Preliminary Round - Group B, Game 7



Mixed

Shot Chart  
ITA - RPC



Period: 2



Shots by RPC  
Goals (o): 1  
SSP (<): 3

SOG (+): 7  
SPG (-): 6

Shots by ITA  
Goals (o): 0  
SSP (>): 1

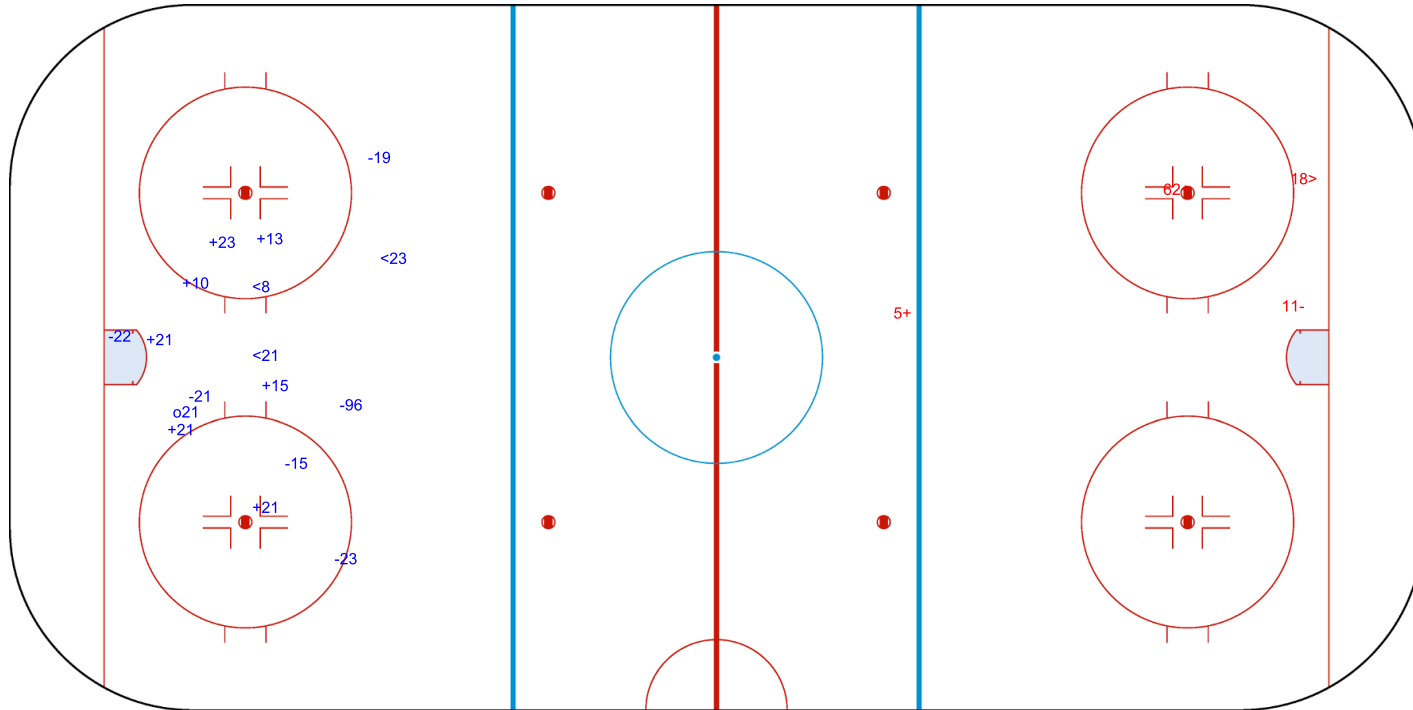
SOG (+): 2  
SPG (-): 1



GK 15 of ITA



GK 82 of ITA



Legend:	
<b>GK</b>	Goalkeeper
<b>SPG</b>	Shots past goal
<b>SSG</b>	Shots saved by goalkeeper
<b>SSP</b>	Shots saved by player



SUN 20 JUN 2021  
Start Time 17:30

Preliminary Round - Group B, Game 7



Shot Chart  
ITA - RPC

Shots by ITA  
Goals (o): 0  
SSP (-): 1  
SSG (+): 2  
SPG (-): 0



Period: 3



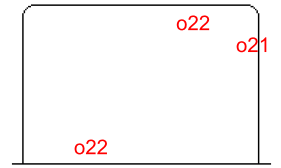
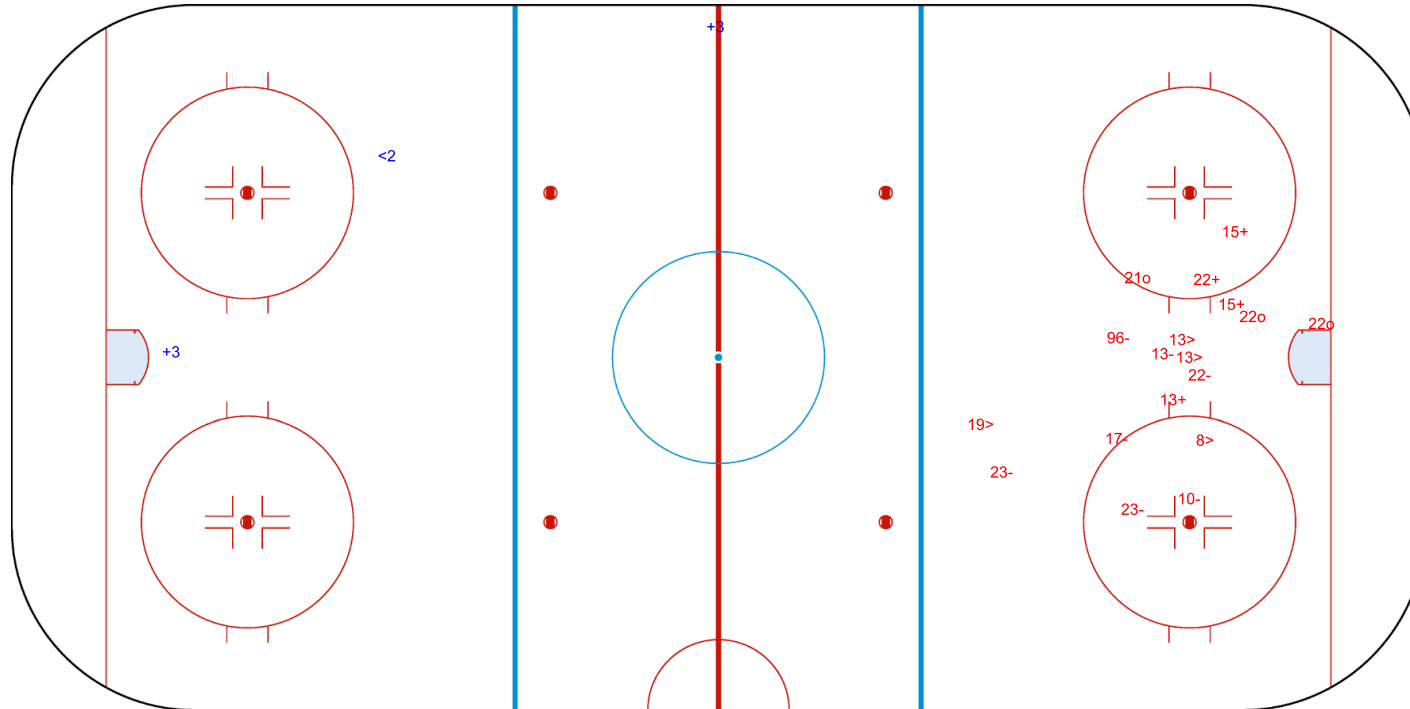
Shots by RPC  
Goals (o): 3  
SSP (>): 4  
SSG (+): 4  
SPG (-): 7



GK 30 of RPC



GK 88 of RPC



GK 15 of ITA

<b>Legend:</b>	
<b>GK</b> Goalkeeper	<b>SSP</b> Shots saved by player
<b>SPG</b> Shots past goal	<b>SSG</b> Shots saved by goalkeeper



SUN 20 JUN 2021  
Start Time 17:30

Preliminary Round - Group B, Game 7

Mixed



## Face-off Chart

### ITA - RPC

#### PERIOD 1

	ITA		RPC		ITA		RPC		Total wins all zones
	Def. zone	Att. zone	Neutral zone	Neutral zone	Att. zone	Def. zone	Neutral zone	Neutral zone	
	-27	+18	-5	+18	-5	+9			
	+62	-9	-62	+21	-5	+18			
	-27	+9	-62	+18					
	+11	-18	+27	-9					
	-5	+9	-20	+11					
	-5	+18	+5	-9					
	+62	-11	+11	-11					
	+5	-18							
Total wins / period	4 / 50%	4 / 50%	3 / 43%	4 / 57%	0 / 0%	2 / 100%			ITA 7 / 41% RPC 10 / 59%

#### PERIOD 2

	ITA		RPC		ITA		RPC		Total wins all zones
	Def. zone	Att. zone	Neutral zone	Neutral zone	Att. zone	Def. zone	Neutral zone	Neutral zone	
	+5	-13	-5	+18	+27	-9			
	-27	+8	+27	-11	+5	-23			
	+27	-8			+11	-11			
	+11	-18			+5	-11			
	-27	+10			-27	+23			
	-5	+11							
	+5	-9							
	-5	+18							
	-5	+18							
Total wins / period	4 / 44%	5 / 56%	1 / 50%	1 / 50%	4 / 80%	1 / 20%			ITA 9 / 56% RPC 7 / 44%

#### PERIOD 3

	ITA		RPC		ITA		RPC		Total wins all zones
	Def. zone	Att. zone	Neutral zone	Neutral zone	Att. zone	Def. zone	Neutral zone	Neutral zone	
	-5	+9	-5	+18	+27	-18			
	-27	+11	+62	-9					
	-27	+18	-5	+11					
	+27	-9	+27	-18					
	+27	-18							
	-11	+11							
	+11	-18							
	-11	+9							
	-62	+9							
	-5	+11							
	+5	-18							
Total wins / period	4 / 36%	7 / 64%	2 / 50%	2 / 50%	1 / 100%	0 / 0%			ITA 7 / 44% RPC 9 / 56%

#### TOTAL





SUN 20 JUN 2021  
Start Time 17:30

Preliminary Round - Group B, Game 7

Mixed



Total wins / game	ITA	RPC	ITA	RPC	ITA	RPC	Total wins all zones	
	Def. zone	Att. zone	Neutral zone		Att. zone	Def. zone	ITA	RPC
	12 / 43%	16 / 57%	6 / 46%	7 / 54%	5 / 63%	3 / 37%	23 / 47%	26 / 53%

HEAD TO HEAD

	No.	RPC								Tot	wins ITA	Dz	Nz	Az
		8	9	10	11	13	18	21	23					
ITA	5		2 - 3		1 - 3	1 - 0	2 - 7		1 - 0	20	7 35%	4 36%	1 20%	2 50%
	11		0 - 1		2 - 1		3 - 0			7	5 71%	3 60%	1 100%	1 100%
	20				0 - 1					1	0 0%		0 0%	
	27	1 - 1	3 - 1	0 - 1	1 - 1		3 - 2		0 - 1	15	8 53%	3 33%	3 100%	2 67%
	62		2 - 1		1 - 0		0 - 1	0 - 1		6	3 50%	2 67%	1 33%	
<b>Tot</b>		2	13	1	11	1	18	1	2	49	23 47%	12 43%	6 46%	5 63%
<b>wins RPC</b>		1 50%	6 46%	1 100%	6 55%	0 0%	10 56%	1 100%	1 50%	26 53%				
<b>Dz</b>			1 50%		0 0%		1 50%		1 50%	3 37%				
<b>Nz</b>			0 0%		2 50%		4 80%	1 100%		7 54%				
<b>Az</b>		1 50%	5 63%	1 100%	4 80%	0 0%	5 45%			16 57%				

**Legend:**  
**Az** Attacking zone    **Dz** Defending zone    **No.** Jersey number    **Nz** Neutral zone    **Tot** Total face-offs played



SUN 20 JUN 2021

Start Time 21:00

Preliminary Round - Group B, Game 8

Mixed



## Game Roster

## SVK - NOR

## Referee

NIKOLIC Kristijan (AUT)

## Linesmen

RUNDSTROM Tony (SWE) , VANEK Jan (CZE)

## Goalkeepers

Team: SVK

No.	Name	Gen	GP	MIP	GA	SVS	SOG	SVS%	GAA
18	LEPACEK Eduard	M	1	45:00	7	30	37	81.08	7.00
21	PASTUCHA Miroslav	M	1	00:00	0	0	0	0.00	0.00

## Team Roster

Team: SVK (blue)

No.	Pos.	Name	Gen	GP	G	A	PTS	PIM	+/-
7	F	STASAK Miroslav	M	1	0	0	0	2	-3
10	D	STIT Peter	M	1	0	0	0	0	0
11	F	LIGDA Marian	M	1	0	0	0	0	-2
18	GK	LEPACEK Eduard	M	1	0	0	0	0	
21	GK	PASTUCHA Miroslav	M	1	0	0	0	0	
25	F	JOPPA Martin	M	1	0	0	0	0	-1
27	D	KASCAK Peter	M	1	0	0	0	0	-2
30	D	FOJTIK Erik	M	1	0	0	0	6	-2
44	F	TURIC Robert	M	1	0	0	0	0	-3
45	F	VECEREK Milos	M	1	0	0	0	0	-3
66	D	FERENCIK Slavomir	M	1	0	0	0	0	-2
98	F	KORMAN David	M	1	0	0	0	0	-1

Head Coach: BIELECKA Radoslav

Team: NOR

No.	Name	Gen	GP	MIP	GA	SVS	SOG	SVS%	GAA
1	LUNDE Emanuel	M	1	00:00	0	0	0	0.00	0.00
39	GROENLIE Johan	M	1	50:00	3	12	15	80.00	2.70

Team: NOR (white)

No.	Pos.	Name	Gen	GP	G	A	PTS	PIM	+/-
1	GK	LUNDE Emanuel	M	1	0	0	0	0	
6	F	KIRSTISTUEN Emil	M	1	0	0	0	0	0
9	F	VAERNES Morten	M	1	0	0	0	0	0
10	F	RIVERA Tor Joakim	M	1	0	0	0	0	0
12	F	BOGLE Magnus	M	1	0	1	1	0	+2
16	D	NORDSTOGA Knut Andre	M	1	0	0	0	0	-1
17	F	SOLBERG Loyd Remi	M	1	0	0	0	0	-1
20	D	HAMRE Martin	M	1	0	0	0	0	-2
22	D	BAKKE Audun	M	1	3	0	3	0	-1
25	D	SUNDT Andreas	M	1	0	0	0	0	0
27	F	VATNE Emil	M	1	0	0	0	0	0
29	F	SCHROEDER Lena	F	1	0	0	0	0	0
33	F	SKOLBEKKEN Martin Bakkejord	M	0	0	0	0	0	0
39	GK	GROENLIE Johan	M	1	0	0	0	0	
69	F	OEVERLI Fabian Cruickshank	M	0	0	0	0	0	0
71	F	OISETH Ola	M	1	0	0	0	0	+1
77	F	AANEKRE Torstein	M	1	0	0	0	0	0
91	F	LYNGROTH Alexander	M	1	0	0	0	0	-3

Head Coach: LYSENSTOEN Andre

## Legend:

<b>A</b> Assists	<b>D</b> Defence	<b>F</b> Female / Forward	<b>G</b> Goals
<b>GA</b> Goals against	<b>GAA</b> Goals against as average per 45 minutes	<b>Gen</b> Gender	<b>GK</b> Goalkeeper
<b>GP</b> Games played	<b>M</b> Male	<b>MIP</b> Minutes and seconds played	<b>No.</b> Jersey number
<b>PIM</b> Penalties in minutes	<b>Pos.</b> Position	<b>PTS</b> Points	<b>SOG</b> Shots on goal
<b>SVS</b> Saves	<b>SVS%</b> Saves in percentage	<b>+/-</b> Plus/minus net	



SUN 20 JUN 2021

Start Time 21:00

Preliminary Round - Group B, Game 8

Mixed



## Line-ups

## SVK - NOR

## Referee

NIKOLIC Kristijan (AUT)

## Linesmen

RUNDSTROM Tony (SWE) , VANEK Jan (CZE)

## Goalkeepers

Team: SVK

No.	Name	Gen
18	LEPACEK Eduard	M
21	PASTUCHA Miroslav	M

## Team Line-ups

Team: SVK (blue)

No.	Pos.	Name	Gen
30	D	FOJTIK Erik	M
66	D	FERENCIK Slavomir +A	M
11	F	LIGDA Marian +C	M
25	F	JOPPA Martin +A	M
98	F	KORMAN David	M
10	D	STIT Peter	M
27	D	KASCAK Peter	M
7	F	STASAK Miroslav	M
44	F	TURIC Robert	M
45	F	VECEREK Milos	M

Head Coach: BIELECKA Radoslav

Team: NOR

No.	Name	Gen
39	GROENLIE Johan	M
1	LUNDE Emanuel	M

Team: NOR (white)

No.	Pos.	Name	Gen
20	D	HAMRE Martin	M
22	D	BAKKE Audun	M
25	D	SUNDT Andreas	M
12	F	BOGLE Magnus	M
17	F	SOLBERG Loyd Remi +A	M
16	D	NORDSTOGA Knut Andre +C	M
9	F	VAERNES Morten	M
10	F	RIVERA Tor Joakim	M
71	F	OISETH Ola +A	M
77	F	AANEKRE Torstein	M
6	F	KIRSTISTUEN Emil	M
27	F	VATNE Emil	M
29	F	SCHROEDER Lena	F
33	F	SKOLBEKKEN Martin Bakkejord	M

Head Coach: LYSENSTOEN Andre

## NOT DRESSED:

69	F	OEVERLI Fabian Cruickshank	M
91	F	LYNGROTH Alexander	M

## Legend:

<b>D</b>	Defence	<b>F</b>	Female / Forward	<b>Gen</b>	Gender	<b>M</b>	Male
<b>No.</b>	Jersey number	<b>Pos.</b>	Position	<b>+A</b>	Assistant captain	<b>+C</b>	Captain



SUN 20 JUN 2021

Start Time 21:00

Preliminary Round - Group B, Game 8

Mixed



## Graphical Line-ups

## SVK - NOR

## Referee

NIKOLIC Kristijan (AUT)

## Linesmen

RUNDSTROM Tony (SWE) , VANEK Jan (CZE)

Team: SVK - Slovakia (blue)

Head Coach: BIELECKA Radoslav

S1 18 LEPACEK Eduard		
21 PASTUCHA Miroslav		
S3 66 FERENCIK Slavomir +A	S2 30 FOJTIK Erik	
S6 98 KORMAN David	S4 11 LIGDA Marian +C	S5 25 JOPPA Martin +A
10 STIT Peter		27 KASCAK Peter
45 VECEREK Milos	7 STASAK Miroslav	44 TURIC Robert

Team: NOR - Norway (white)

Head Coach: LYSENSTOEN Andre

S1 39 GROENLIE Johan		
1 LUNDE Emanuel		
S2 22 BAKKE Audun	S3 25 SUNDT Andreas	
S5 17 SOLBERG Loyd Remi +A	S4 12 BOGLE Magnus	S6 20 HAMRE Martin
16 NORDSTOGA Knut Andre +C		10 RIVERA Tor Joakim
77 AANEKRE Torstein	71 OISETH Ola +A	9 VAERNES Morten
33 SKOLBEKKEN Martin Bakkejord		
6 KIRSTISTUEN Emil	29 SCHROEDER Lena	27 VATNE Emil

## Legend:

Sn Starting position

+A Assistant captain

+C Captain



SUN 20 JUN 2021

Start Time 21:00

End Time 22:56

Preliminary Round - Group B, Game 8

Mixed



## Game Summary

SVK - NOR 2 - 3 (1 - 2, 1 - 0, 0 - 1)

Spectators	Referee	Linesmen
158	NIKOLIC Kristijan (AUT)	RUNDSTROM Tony (SWE) , VANEK Jan (CZE)

## Team Statistics

Period	Score	SVS	SOG	PIM	TPP	PPG	SHG
1	1 : 2	0 : 2	3 : 2	4 : 2	02:00 : 02:20	0 : 1	0 : 0
2	1 : 0	5 : 1	2 : 5	2 : 2	02:00 : 02:00	0 : 0	0 : 0
3	0 : 1	9 : 3	3 : 10	0 : 0	00:00 : 00:00	0 : 0	0 : 0
<b>Total</b>	<b>2 : 3</b>	<b>14 : 6</b>	<b>8 : 17</b>	<b>6 : 4</b>	<b>04:00 : 04:20</b>	<b>0 : 1</b>	<b>0 : 0</b>

## 1st Period

Action	Time	ET/Res	Team	Type	No.	Name	(G)	Name of Assistant(s) / Action Description
GK	00:00		NOR		39	GROENLIE J		- Goalkeeper in
GK	00:00		SVK		18	LEPACEK E		- Goalkeeper in
Penalty	01:49	02:09	SVK	2 min.	45	VECEREK M		- Interference
<b>Goal</b>	<b>02:09</b>	<b>0 : 1</b>	<b>NOR</b>	<b>PP1</b>	<b>9</b>	<b>VAERNES M</b>	(1)	71 OISETH O On Ice SVK 18 7 10 30 98 NOR 39 9 12 16 22 71 *
Penalty	04:37	06:37	SVK	2 min.	25	JOPPA M		- Delaying the Game
Penalty	06:39	08:39	NOR	2 min.	20	HAMRE M		- Interference
<b>Goal</b>	<b>09:23</b>	<b>1 : 1</b>	<b>SVK</b>	<b>EQ</b>	<b>25</b>	<b>JOPPA M</b>	(1)	On Ice SVK 18 10 11 25 30 45 NOR 39 9 20 22 25 71
<b>Goal</b>	<b>12:06</b>	<b>1 : 2</b>	<b>NOR</b>	<b>EQ</b>	<b>33</b>	<b>SKOLBEKKEN MB</b>	(1)	71 OISETH O On Ice SVK 18 7 10 30 45 66 NOR 39 9 16 22 33 71

## 2nd Period

Action	Time	ET/Res	Team	Type	No.	Name	(G)	Name of Assistant(s) / Action Description
<b>Goal</b>	<b>18:36</b>	<b>2 : 2</b>	<b>SVK</b>	<b>EQ</b>	<b>25</b>	<b>JOPPA M</b>	(2)	On Ice SVK 18 11 25 27 30 98 NOR 39 17 22 25 27 29
Penalty	20:39	22:39	NOR	2 min.	17	SOLBERG LR		- Tripping
Penalty	23:32	25:32	SVK	2 min.	10	STIT P		- Tripping

## 3rd Period

Action	Time	ET/Res	Team	Type	No.	Name	(G)	Name of Assistant(s) / Action Description
<b>Goal</b>	<b>38:34</b>	<b>2 : 3</b>	<b>NOR</b>	<b>EQ</b>	<b>71</b>	<b>OISETH O</b>	(1)	On Ice SVK 18 7 10 25 30 45 NOR 39 9 12 16 22 71
Time-out	41:10		NOR					
Time-out	43:46		SVK					
GK	44:07		SVK					18 LEPACEK E - Goalkeeper out
GK	45:00		NOR					39 GROENLIE J - Goalkeeper out

## Goalkeeper Records

Team : SVK - Slovakia

No.	Name	SOG	SVS	MIP
18	LEPACEK Eduard	17	14	44:07
21	PASTUCHA Miroslav			

Team : NOR - Norway

No.	Name	SOG	SVS	MIP
39	GROENLIE Johan	8	6	45:00
1	LUNDE Emanuel			

## Game Statistics

Team : SVK (blue)

Head Coach : BIELECKA Radoslav

No.	Pos.	Name	Gen	G	A	P	PIM	FO+	FO-	FO+/-	FO%	Shots on Goal				TS	+/-
												1	2	3	OT		
11	F	LIGDA Marian +C	M	0	0	0	0	13	17	-4	43.33	0	0	0	0	+2	
25	F	JOPPA Martin +A	M	2	0	2	2	1	1	0	50.00	2	1	0	3	+1	
30	D	FOJTIK Erik	M	0	0	0	0	0	0	0	0.00	1	1	1	3	0	
66	D	FERENCIK Slavomir +A	M	0	0	0	0	0	0	0	0.00	0	0	1	1	-1	
98	F	KORMAN David (BP)	M	0	0	0	0	0	0	0	0.00	0	0	1	1	+1	
7	F	STASAK Miroslav	M	0	0	0	0	3	12	-9	20.00	0	0	0	0	-2	
10	D	STIT Peter	M	0	0	0	2	1	0	1	100.00	0	0	0	0	-1	



SUN 20 JUN 2021

Start Time 21:00

End Time 22:56

Preliminary Round - Group B, Game 8

Mixed



Head Coach : BIELECKA Radoslav

No.	Pos.	Name	Gen	G	A	P	PIM	FO+	FO-	FO+/-	FO%	Shots on Goal					+/-
												1	2	3	OT	TS	
27	D	KASCAK Peter	M	0	0	0	0	0	0	0	0.00	0	0	0	0	0	+1
44	F	TURIC Robert	M	0	0	0	0	0	0	0	0.00	0	0	0	0	0	
45	F	VECEREK Milos	M	0	0	0	2	0	0	0	0.00	0	0	0	0	-1	
18	GK	LEPACEK Eduard	M	0	0	0	0					0	0	0	0		
21	GK	PASTUCHA Miroslav	M	0	0	0	0					0	0	0	0		
<b>Total</b>				<b>2</b>	<b>0</b>	<b>2</b>	<b>6</b>	<b>18</b>	<b>30</b>	<b>-12</b>	<b>37.50</b>	<b>3</b>	<b>2</b>	<b>3</b>	<b>8</b>		

Team : NOR (white)

Head Coach : LYSENSTOEN Andre

No.	Pos.	Name	Gen	G	A	P	PIM	FO+	FO-	FO+/-	FO%	Shots on Goal					+/-
												1	2	3	OT	TS	
12	F	BOGLE Magnus	M	0	0	0	0	13	8	5	61.90	0	0	1	1	+1	
17	F	SOLBERG Loyd Remi +A	M	0	0	0	2	0	0	0	0.00	0	0	2	2	-1	
20	D	HAMRE Martin	M	0	0	0	2	2	2	0	50.00	0	0	0	0	-1	
22	D	BAKKE Audun	M	0	0	0	0	0	0	0	0.00	0	1	2	3	0	
25	D	SUNDT Andreas	M	0	0	0	0	0	0	0	0.00	0	0	0	0	-2	
9	F	VAERNES Morten	M	1	0	1	0	0	0	0	0.00	1	1	1	3	+1	
10	F	RIVERA Tor Joakim	M	0	0	0	0	0	0	0	0.00	0	0	0	0	0	
16	D	NORDSTOGA Knut Andre +C	M	0	0	0	0	0	0	0	0.00	0	1	1	2	+2	
71	F	OISETH Ola +A (BP)	M	1	2	3	0	14	7	7	66.67	0	2	1	3	+1	
77	F	AANEKRE Torstein	M	0	0	0	0	0	0	0	0.00	0	0	0	0	0	
6	F	KIRSTISTUEN Emil	M	0	0	0	0	0	0	0	0.00	0	0	0	0	0	
27	F	VATNE Emil	M	0	0	0	0	0	0	0	0.00	0	0	2	2	-1	
29	F	SCHROEDER Lena	F	0	0	0	0	1	1	0	50.00	0	0	0	0	-1	
33	F	SKOLBEKKEN Martin Bakkejord	M	1	0	1	0	0	0	0	0.00	1	0	0	1	+1	
1	GK	LUNDE Emanuel	M	0	0	0	0					0	0	0	0		
39	GK	GROENLIE Johan	M	0	0	0	0					0	0	0	0		
<b>Total</b>				<b>3</b>	<b>2</b>	<b>5</b>	<b>4</b>	<b>30</b>	<b>18</b>	<b>12</b>	<b>62.50</b>	<b>2</b>	<b>5</b>	<b>10</b>	<b>17</b>		

## Group B

R	Team	GP	W	OTW	OTL	L	GDF	GF : GA	PTS
1	RPC	2	2	0	0	0	+16	16 : 0	6
2	NOR	2	1	1	0	0	+2	7 : 5	5
3	ITA	2	0	0	1	1	-10	3 : 13	1
4	SVK	2	0	0	0	2	-8	2 : 10	0

	ITA	NOR	RPC	SVK
ITA	*****	3:4	0:9	TUE 22 JUN 17:30
NOR	4:3	*****	TUE 22 JUN 10:30	3:2
RPC	9:0	TUE 22 JUN 10:30	*****	7:0
SVK	TUE 22 JUN 17:30	2:3	0:7	*****

## Legend:

<b>(G)</b> Goals in tournament	<b>*</b> does not count for Plus/minus	<b>+/-</b> Plus/minus net	<b>+A</b> Assistant captain
<b>+C</b> Captain	<b>A</b> Assists	<b>D</b> Defence	<b>EQ</b> Equal strength
<b>ET/Res</b> Penalty end time/Result of game	<b>F</b> Female / Forward	<b>FO-</b> Face-offs lost	<b>FO%</b> Face-offs won as percentage
<b>FO+</b> Face-offs won	<b>FO+/-</b> Face-offs net	<b>G</b> Goals	<b>GA</b> Goals against
<b>GDF</b> Goal difference	<b>Gen</b> Gender	<b>GF</b> Goals for	<b>GK</b> Goalkeeper
<b>GP</b> Games played	<b>L</b> Losses	<b>M</b> Male	<b>MIP</b> Minutes in play (GK)
<b>No.</b> Jersey number	<b>OT</b> Overtime	<b>OTL</b> Overtime losses	<b>OTW</b> Overtime wins
<b>P</b> Points	<b>PIM</b> Penalties in minutes	<b>Pos.</b> Position	<b>PP1</b> Power play - 1 player
<b>PPG</b> Power play goals	<b>PTS</b> Points	<b>R</b> Rank	<b>SHG</b> Shorthanded goals
<b>SOG</b> Shots on goal	<b>SVS</b> Saves	<b>TPP</b> Time on power play	<b>TS</b> Total shots
<b>W</b> Wins			



SUN 20 JUN 2021  
Start Time 21:00

Preliminary Round - Group B, Game 8



Shot Chart  
SVK - NOR

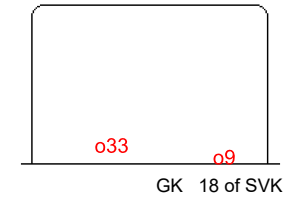
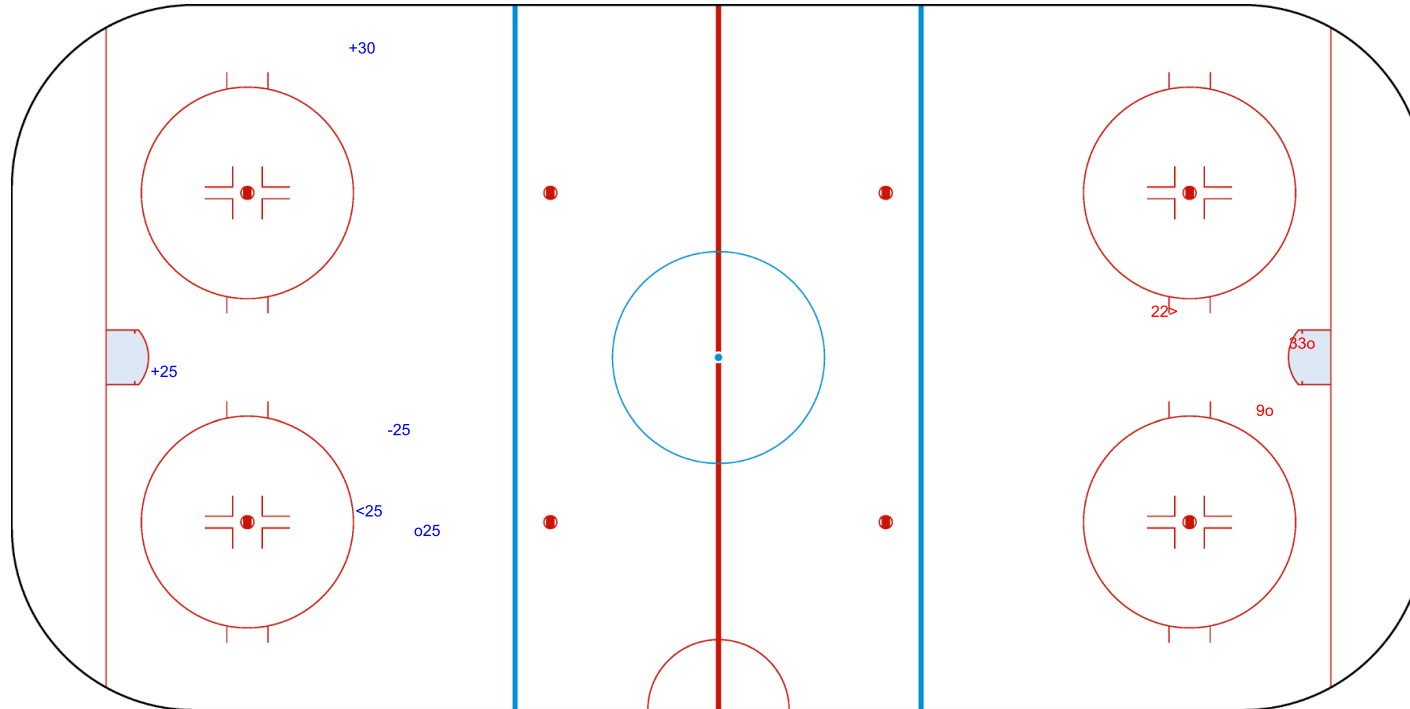
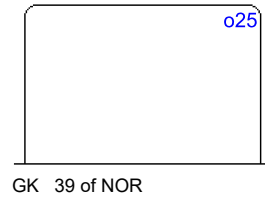
Shots by SVK  
Goals (o): 1    SSG (+): 2  
SSP (<): 1    SPG (-): 1



Period: 1



Shots by NOR  
Goals (o): 2    SSG (+): 0  
SSP (>): 1    SPG (-): 0



<b>Legend:</b>	<b>GK</b> Goalkeeper	<b>SPG</b> Shots past goal	<b>SSG</b> Shots saved by goalkeeper	<b>SSP</b> Shots saved by player
----------------	----------------------	----------------------------	--------------------------------------	----------------------------------



SUN 20 JUN 2021  
Start Time 21:00

Preliminary Round - Group B, Game 8



Mixed

Shot Chart  
SVK - NOR

Shots by NOR  
Goals (o): 0  
SSP (<): 2  
SSG (+): 5  
SPG (-): 3



GK 18 of SVK



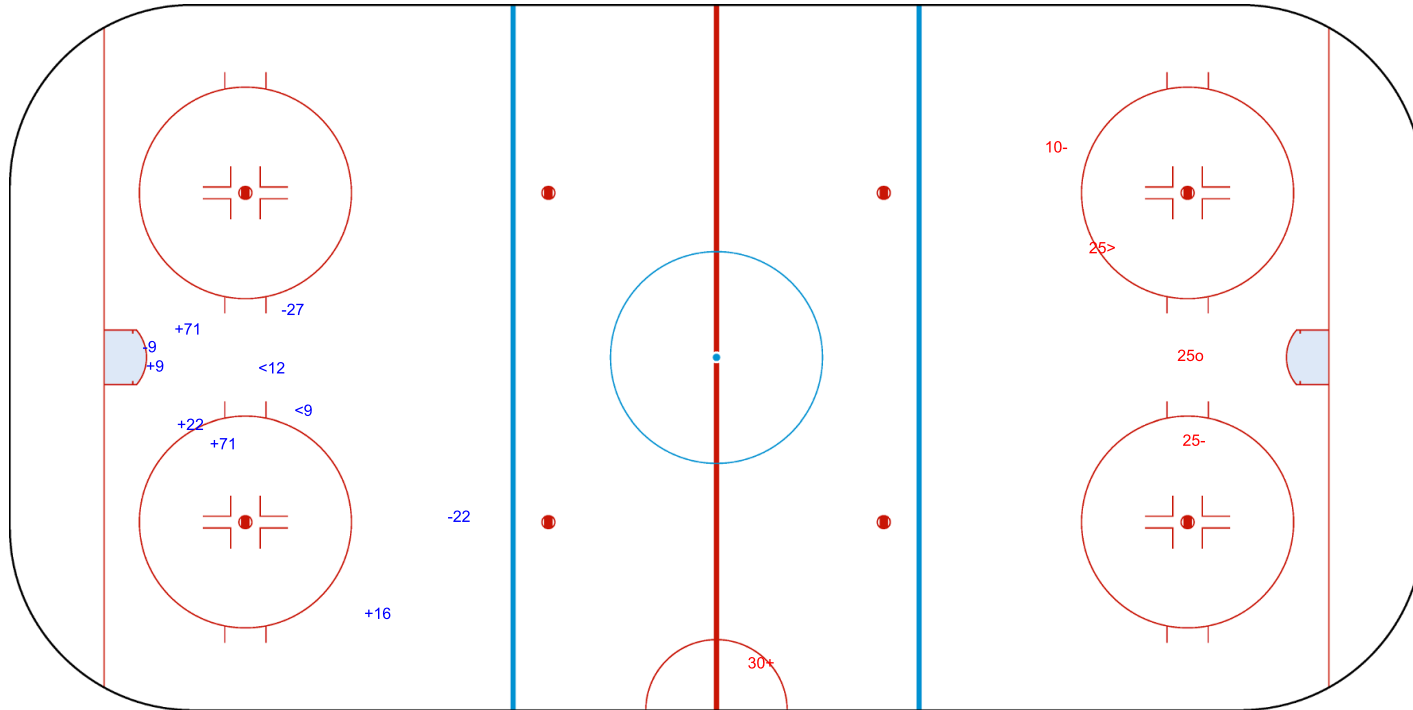
Period: 2



Shots by SVK  
Goals (o): 1  
SSP (>): 1  
SSG (+): 1  
SPG (-): 2



GK 39 of NOR



Legend:	
<b>GK</b>	Goalkeeper
<b>SPG</b>	Shots past goal
<b>SSG</b>	Shots saved by goalkeeper
<b>SSP</b>	Shots saved by player





SUN 20 JUN 2021  
Start Time 21:00

Preliminary Round - Group B, Game 8



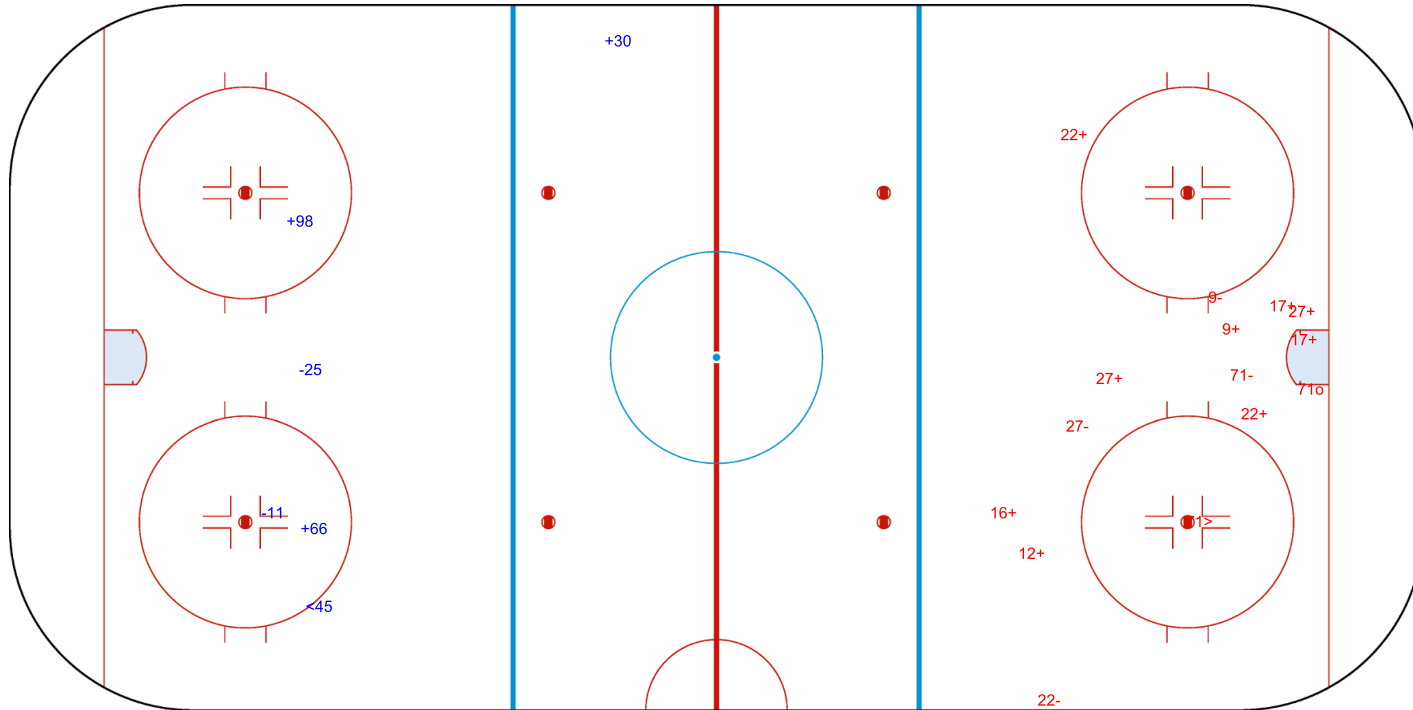
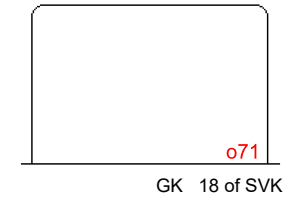
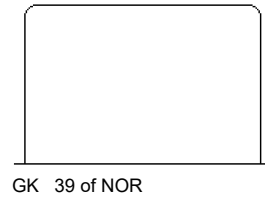
Mixed

Shot Chart  
SVK - NOR

Shots by SVK  
Goals (o): 0  
SSP (-): 1  
SSG (+): 3  
SPG (-): 2

NOR → Period: 3 ← SVK

Shots by NOR  
Goals (o): 1  
SSP (>): 1  
SSG (+): 9  
SPG (-): 4



Legend:	
<b>GK</b>	Goalkeeper
<b>SPG</b>	Shots past goal
<b>SSG</b>	Shots saved by goalkeeper
<b>SSP</b>	Shots saved by player



**SUN 20 JUN 2021**  
Start Time 21:00

**Preliminary Round - Group B, Game 8**

Mixed



## Face-off Chart SVK - NOR

### PERIOD 1

	SVK	NOR	SVK	NOR	SVK	NOR	Total wins all zones	
	Def. zone	Att. zone	Neutral zone		Att. zone	Def. zone		
	- 7	+ 12	- 11	+ 12	- 7	+ 12	Total wins all zones	SVK NOR
	+ 11	- 12	+ 7	- 71	- 11	+ 71		
	- 7	+ 12	+ 11	- 29	+ 11	- 71		
	- 7	+ 71	+ 11	- 71	+ 11	- 71		
			+ 10	- 12	+ 11	- 71		
			- 11	+ 71	- 7	+ 12		
Total wins / period	1 / 25%	3 / 75%	4 / 40%	6 / 60%	3 / 50%	3 / 50%	8 / 40%	12 / 60%

### PERIOD 2

	SVK	NOR	SVK	NOR	SVK	NOR	Total wins all zones	
	Def. zone	Att. zone	Neutral zone		Att. zone	Def. zone		
	- 7	+ 12	- 11	+ 71	- 7	+ 12	Total wins all zones	SVK NOR
	- 11	+ 71	- 7	+ 71	- 11	+ 29		
	+ 25	- 12	+ 11	- 12	+ 11	- 71		
	- 7	+ 71	+ 11	- 12				
			- 11	+ 20				
			- 11	+ 20				
Total wins / period	1 / 25%	3 / 75%	2 / 33%	4 / 67%	1 / 33%	2 / 67%	4 / 31%	9 / 69%

### PERIOD 3

	SVK	NOR	SVK	NOR	SVK	NOR	Total wins all zones	
	Def. zone	Att. zone	Neutral zone		Att. zone	Def. zone		
	+ 7	- 12	+ 11	- 71	- 11	+ 71	Total wins all zones	SVK NOR
	- 11	+ 71	+ 11	- 20	- 7	+ 12		
	+ 7	- 20	- 25	+ 12	+ 11	- 12		
	- 7	+ 71	- 11	+ 12	- 11	+ 12		
	+ 11	- 12			- 11	+ 12		
	- 11	+ 71						
Total wins / period	3 / 50%	3 / 50%	2 / 50%	2 / 50%	1 / 20%	4 / 80%	6 / 40%	9 / 60%

### TOTAL

	SVK	NOR	SVK	NOR	SVK	NOR	Total wins all zones	
	Def. zone	Att. zone	Neutral zone		Att. zone	Def. zone	SVK	NOR
Total wins / game	5 / 36%	9 / 64%	8 / 40%	12 / 60%	5 / 36%	9 / 64%	18 / 38%	30 / 62%



HEAD TO HEAD

		NOR								
	No.	12	20	29	71	Tot	wins SVK	Dz	Nz	Az
SVK	7	1 - 8	1 - 0		1 - 4	15	3 20%	2 25%	1 33%	0 0%
	10	1 - 0				1	1 100%		1 100%	
	11	5 - 4	1 - 2	1 - 1	6 - 10	30	13 43%	2 40%	6 40%	5 50%
	25	1 - 1				2	1 50%	1 100%	0 0%	
	<b>Tot</b>	<b>21</b>	<b>4</b>	<b>2</b>	<b>21</b>	<b>48</b>	<b>18 38%</b>	<b>5 36%</b>	<b>8 40%</b>	<b>5 36%</b>
	<b>wins NOR</b>	13 62%	2 50%	1 50%	14 67%	30 62%				
	<b>Dz</b>	6 86%		1 100%	2 33%	9 64%				
	<b>Nz</b>	4 57%	2 67%	0 0%	6 67%	12 60%				
	<b>Az</b>	3 43%	0 0%		6 100%	9 64%				

<b>Legend:</b>									
<b>Az</b>	Attacking zone	<b>Dz</b>	Defending zone	<b>No.</b>	Jersey number	<b>Nz</b>	Neutral zone	<b>Tot</b>	Total face-offs played



TUE 22 JUN 2021

Start Time 10:30

Preliminary Round - Group B, Game 9

Mixed



## Game Roster

## NOR - RPC

## Referee

GRUMSEN Jacob (DEN)

## Linesmen

FAZEKAS Tibor (SRB) , RUNDSTROM Tony (SWE)

## Goalkeepers

Team: NOR

No.	Name	Gen	GP	MIP	GA	SVS	SOG	SVS%	GAA
1	LUNDE Emanuel	M	2	00:00	0	0	0	0.00	0.00
39	GROENLIE Johan	M	2	95:00	5	18	23	78.26	2.37

## Team Roster

Team: NOR (red)

No.	Pos.	Name	Gen	GP	G	A	PTS	PIM	+/-
1	GK	LUNDE Emanuel	M	2	0	0	0	0	
6	F	KIRSTISTUEN Emil	M	2	0	0	0	0	0
9	F	VAERNES Morten	M	2	1	0	1	0	+1
10	F	RIVERA Tor Joakim	M	2	0	0	0	0	0
12	F	BOGLE Magnus	M	2	0	1	1	0	+3
16	D	NORDSTOGA Knut Andre	M	2	0	0	0	0	+1
17	F	SOLBERG Loyd Remi	M	2	0	0	0	2	-2
20	D	HAMRE Martin	M	2	0	0	0	2	-3
22	D	BAKKE Audun	M	2	3	0	3	0	-1
25	D	SUNDT Andreas	M	2	0	0	0	0	-2
27	F	VATNE Emil	M	2	0	0	0	0	-1
29	F	SCHROEDER Lena	F	2	0	0	0	0	-1
33	F	SKOLBEKKEN Martin Bakkejord	M	1	1	0	1	0	+1
39	GK	GROENLIE Johan	M	2	0	0	0	0	
69	F	OEVERLI Fabian Cruickshank	M	0	0	0	0	0	0
71	F	OISETH Ola	M	2	1	2	3	0	+2
77	F	AANEKRE Torstein	M	2	0	0	0	0	0
91	F	LYNGROTH Alexander	M	1	0	0	0	0	-3

Head Coach: LYSENSTOEN Andre

Team: RPC

No.	Name	Gen	GP	MIP	GA	SVS	SOG	SVS%	GAA
30	PLOTNIKOV Evgenii	M	2	35:05	0	2	2	100.00	0.00
88	KASATKIN Andrei	M	2	54:55	0	4	4	100.00	0.00

Team: RPC (white)

No.	Pos.	Name	Gen	GP	G	A	PTS	PIM	+/-
4	D	EREMIN Aleksei	M	1	0	0	0	0	+2
8	F	LISOV Dmitrii	M	2	1	3	4	0	+6
9	F	KHAMZIN Airat	M	2	3	3	6	0	+6
10	F	MALETSKIY Igor	M	2	0	0	0	0	+2
11	D	BARYKIN Stanislav	M	1	0	0	0	0	+1
13	F	SHIKHOV Konstantin	M	2	0	4	4	2	+4
14	F	POPOV Ilia	M	1	1	0	1	0	+1
15	D	GALKIN Dmitrii	M	2	0	5	5	0	+7
17	F	RYCHKOV Vladimir	M	2	1	1	2	0	+2
18	F	SOKOLOV Andrey	M	2	0	3	3	0	+4
19	D	KUZNETSOV Ivan	M	2	1	0	1	2	+6
21	F	PETROV Evgenii	M	2	4	3	7	2	+6
22	F	TERENTEV Nikolai	M	2	4	1	5	0	+4
23	D	VOLKOV Ilia	M	2	0	2	2	0	+6
30	GK	PLOTNIKOV Evgenii	M	2	0	0	0	0	
88	GK	KASATKIN Andrei	M	2	0	0	0	0	
96	D	MIACHIN Mikhail	M	1	1	0	1	2	+3

Head Coach: BATYRSHIN Ruslan

## Legend:

<b>A</b> Assists	<b>D</b> Defence	<b>F</b> Female / Forward	<b>G</b> Goals
<b>GA</b> Goals against	<b>GAA</b> Goals against as average per 45 minutes	<b>Gen</b> Gender	<b>GK</b> Goalkeeper
<b>GP</b> Games played	<b>M</b> Male	<b>MIP</b> Minutes and seconds played	<b>No.</b> Jersey number
<b>PIM</b> Penalties in minutes	<b>Pos.</b> Position	<b>PTS</b> Points	<b>SOG</b> Shots on goal
<b>SVS</b> Saves	<b>SVS%</b> Saves in percentage	<b>+/-</b> Plus/minus net	



TUE 22 JUN 2021

Start Time 10:30

Preliminary Round - Group B, Game 9



Mixed

## Line-ups

## NOR - RPC

## Referee

GRUMSEN Jacob (DEN)

## Linesmen

FAZEKAS Tibor (SRB) , RUNDSTROM Tony (SWE)

## Goalkeepers

Team: NOR

No.	Name	Gen
1	LUNDE Emanuel	M
39	GROENLIE Johan	M

Team: RPC

No.	Name	Gen
88	KASATKIN Andrei	M
30	PLOTNIKOV Evgenii	M

## Team Line-ups

Team: NOR (red)

No.	Pos.	Name	Gen
22	D	BAKKE Audun	M
25	D	SUNDT Andreas	M
9	F	VAERNES Morten	M
33	F	SKOLBEKKEN Martin Bakkejord	M
71	F	OISETH Ola +A	M
16	D	NORDSTOGA Knut Andre +C	M
20	D	HAMRE Martin	M
10	F	RIVERA Tor Joakim	M
17	F	SOLBERG Loyd Remi +A	M
91	F	LYNGROTH Alexander	M
6	F	KIRSTISTUEN Emil	M
27	F	VATNE Emil	M
29	F	SCHROEDER Lena	F
69	F	OEVERLI Fabian Cruickshank	M

Head Coach: LYSENSTOEN Andre

## NOT DRESSED:

12	F	BOGLE Magnus	M
77	F	AANEKRE Torstein	M

Team: RPC (white)

No.	Pos.	Name	Gen
15	D	GALKIN Dmitrii	M
19	D	KUZNETSOV Ivan	M
8	F	LISOV Dmitrii +C	M
9	F	KHAMZIN Airat	M
21	F	PETROV Evgenii +A	M
23	D	VOLKOV Ilia +A	M
96	D	MIACHIN Mikhail	M
13	F	SHIKHOV Konstantin	M
18	F	SOKOLOV Andrey	M
22	F	TERENTEV Nikolai	M
11	D	BARYKIN Stanislav	M
14	F	POPOV Ilia	M
17	F	RYCHKOV Vladimir	M

Head Coach: BATYRSHIN Ruslan

## NOT DRESSED:

4	D	EREMIN Aleksei	M
10	F	MALETSKIY Igor	M

## Legend:

<b>D</b>	Defence	<b>F</b>	Female / Forward	<b>Gen</b>	Gender	<b>M</b>	Male
<b>No.</b>	Jersey number	<b>Pos.</b>	Position	<b>+A</b>	Assistant captain	<b>+C</b>	Captain



**TUE 22 JUN 2021**  
Start Time 10:30

**Preliminary Round - Group B, Game 9**

**Mixed**



## Graphical Line-ups

### NOR - RPC

#### Referee

GRUMSEN Jacob (DEN)

#### Linesmen

FAZEKAS Tibor (SRB) , RUNDSTROM Tony (SWE)

**Team:** NOR - Norway (red)

**Head Coach:** LYSENSTOEN Andre

<b>S1</b> 1 LUNDE Emanuel		
39 GROENLIE Johan		
<b>S2</b> 22 BAKKE Audun	<b>S3</b> 25 SUNDT Andreas	
<b>S5</b> 33 SKOLBEKKEN Martin Bakkejord	<b>S6</b> 71 OISETH Ola +A	<b>S4</b> 9 VAERNES Morten
16 NORDSTOGA Knut Andre +C		10 RIVERA Tor Joakim
17 SOLBERG Loyd Remi +A	20 HAMRE Martin	91 LYNGROTH Alexander
		69 OEVERLI Fabian Cruickshank
6 KIRSTISTUEN Emil	29 SCHROEDER Lena	27 VATNE Emil

**Team:** RPC - RPC (white)

**Head Coach:** BATYRSHIN Ruslan

<b>S1</b> 88 KASATKIN Andrei		
30 PLOTNIKOV Evgenii		
<b>S2</b> 15 GALKIN Dmitrii	<b>S3</b> 19 KUZNETSOV Ivan	
<b>S4</b> 8 LISOV Dmitrii +C	<b>S5</b> 9 KHAMZIN Airat	<b>S6</b> 21 PETROV Evgenii +A
23 VOLKOV Iliia +A		96 MIACHIN Mikhail
13 SHIKHOV Konstantin	18 SOKOLOV Andrey	22 TERENCEV Nikolai
14 POPOV Iliia	17 RYCHKOV Vladimir	11 BARYKIN Stanislav

#### Legend:

**Sn** Starting position

**+A** Assistant captain

**+C** Captain



TUE 22 JUN 2021

Start Time 10:30

End Time 12:25

Mixed

Preliminary Round - Group B, Game 9



## Game Summary

NOR - RPC 1 - 18 (1 - 8, 0 - 0, 0 - 10)

Spectators	Referee	Linesmen
387	GRUMSEN Jacob (DEN)	FAZEKAS Tibor (SRB) , RUNDSTROM Tony (SWE)

## Team Statistics

Period	Score	SVS	SOG	PIM	TPP	PPG	SHG
1	1 : 8	9 : 0	1 : 17	2 : 0	00:00 : 00:19	0 : 1	0 : 0
2	0 : 0	9 : 0	0 : 9	6 : 0	00:00 : 06:00	0 : 0	0 : 0
3	0 : 10	2 : 1	1 : 12	0 : 0	00:00 : 00:00	0 : 0	0 : 0
<b>Total</b>	<b>1 : 18</b>	<b>20 : 1</b>	<b>2 : 38</b>	<b>8 : 0</b>	<b>00:00 : 06:19</b>	<b>0 : 1</b>	<b>0 : 0</b>

## 1st Period

Action	Time	ET/Res	Team	Type	No.	Name	(G)	Name of Assistant(s) / Action Description
GK	00:00		NOR		1	LUNDE E		- Goalkeeper in
GK	00:00		RPC		88	KASATKIN A		- Goalkeeper in
Goal	01:06	0 : 1	RPC	EQ	13	SHIKHOV K	(1)	22 TERENCEV N 18 SOKOLOV A On Ice NOR 1 10 16 17 20 91 RPC 88 13 18 22 23 96
Penalty	02:11	02:30	NOR	2 min.	20	HAMRE M		- Interference
Goal	02:30	0 : 2	RPC	PP1	13	SHIKHOV K	(2)	96 MIACHIN M 22 TERENCEV N On Ice NOR 1 9 16 22 71 *
Goal	03:05	0 : 3	RPC	EQ	8	LISOV D	(2)	21 PETROV E On Ice NOR 1 6 10 16 27 29 RPC 88 8 18 21 22 23
Goal	05:34	0 : 4	RPC	EQ	15	GALKIN D	(1)	8 LISOV D On Ice NOR 1 9 22 25 33 71 RPC 88 8 9 15 19 21
Goal	09:10	0 : 5	RPC	EQ	9	KHAMZIN A	(4)	19 KUZNETSOV I On Ice NOR 1 6 16 22 29 69 RPC 88 8 9 15 19 21
Goal	09:57	0 : 6	RPC	EQ	22	TERENCEV N	(5)	23 VOLKOV I 13 SHIKHOV K On Ice NOR 1 9 22 25 33 71 RPC 88 13 18 22 23 96
Goal	10:29	1 : 6	NOR	EQ	16	NORDSTOGA KA	(1)	On Ice NOR 1 10 16 17 20 91 RPC 88 11 17 19 23 96
Goal	11:16	1 : 7	RPC	EQ	96	MIACHIN M	(2)	17 RYCHKOV V 11 BARYKIN S On Ice NOR 1 10 16 17 20 91 RPC 88 8 14 17 19 96
Goal	12:16	1 : 8	RPC	EQ	8	LISOV D	(3)	9 KHAMZIN A On Ice NOR 1 9 16 22 29 69 RPC 88 8 9 15 19 21

## 2nd Period

Action	Time	ET/Res	Team	Type	No.	Name	(G)	Name of Assistant(s) / Action Description
Penalty	16:33	18:33	NOR	2 min.	17	SOLBERG LR		- Holding an opponent
Penalty	23:49	25:49	NOR	2 min.	20	HAMRE M		- Teeing
Penalty	26:40	28:40	NOR	2 min.	27	VATNE E		- Teeing

## 3rd Period

Action	Time	ET/Res	Team	Type	No.	Name	(G)	Name of Assistant(s) / Action Description
GK	30:00		RPC		30	PLOTNIKOV E		- Goalkeeper in
Goal	31:42	1 : 9	RPC	EQ	13	SHIKHOV K	(3)	88 KASATKIN A - Goalkeeper out 22 TERENCEV N On Ice NOR 1 10 16 20 69 91 RPC 30 13 18 22 23 96
Goal	32:27	1 : 10	RPC	EQ	17	RYCHKOV V	(2)	19 KUZNETSOV I 11 BARYKIN S On Ice NOR 1 10 16 20 69 91 RPC 30 11 14 17 23 96
Goal	33:06	1 : 11	RPC	EQ	17	RYCHKOV V	(3)	11 BARYKIN S 15 GALKIN D On Ice NOR 1 6 22 25 27 29 RPC 30 11 14 15 17 19
Goal	34:18	1 : 12	RPC	EQ	21	PETROV E	(5)	15 GALKIN D 19 KUZNETSOV I On Ice NOR 1 9 10 16 33 71 RPC 30 8 9 15 19 21
Goal	34:57	1 : 13	RPC	EQ	22	TERENCEV N	(6)	96 MIACHIN M 18 SOKOLOV A On Ice NOR 1 20 22 25 69 91 RPC 30 13 18 22 23 96
Goal	36:56	1 : 14	RPC	EQ	21	PETROV E	(6)	8 LISOV D 9 KHAMZIN A On Ice NOR 1 9 20 25 33 71 RPC 30 8 9 15 19 21
Goal	37:45	1 : 15	RPC	EQ	96	MIACHIN M	(3)	13 SHIKHOV K 18 SOKOLOV A On Ice NOR 1 6 10 22 69 91 RPC 30 13 18 22 23 96
Goal	38:15	1 : 16	RPC	EQ	17	RYCHKOV V	(4)	14 POPOV I On Ice NOR 1 20 25 27 29 33 RPC 30 11 14 17 23 96



TUE 22 JUN 2021

Start Time 10:30

End Time 12:25

Mixed

Preliminary Round - Group B, Game 9



Action	Time	ET/Res	Team	Type	No.	Name	(G)	Name of Assistant(s)	Action Description
Goal	40:07	1 : 17	RPC	EQ	21	PETROV E	(7)	13 SHIKHOV K 15 GALKIN D	On Ice NOR 1 9 22 25 69 71 RPC 30 13 15 21 23 96
Goal	41:49	1 : 18	RPC	EQ	22	TERENTEV N	(7)	14 POPOV I 96 MIACHIN M	On Ice NOR 1 20 22 27 29 33 RPC 30 14 17 18 22 23
GK	45:00		NOR						1 LUNDE E - Goalkeeper out
GK	45:00		RPC						30 PLOTNIKOV E - Goalkeeper out

## Goalkeeper Records

Team : NOR - Norway

Team : RPC - RPC

No.	Name	SOG	SVS	MIP	No.	Name	SOG	SVS	MIP
1	LUNDE Emanuel	38	20	45:00	88	KASATKIN Andrei	1	0	30:00
39	GROENLIE Johan				30	PLOTNIKOV Evgenii	1	1	15:00

## Game Statistics

Team : NOR (red)

Head Coach : LYSENSTOEN Andre

No.	Pos.	Name	Gen	G	A	P	PIM	FO+	FO-	FO+/-	FO%	Shots on Goal					+/-
												1	2	3	OT	TS	
9	F	VAERNES Morten	M	0	0	0	0	0	0	0	0.00	0	0	0	0	0	-6
22	D	BAKKE Audun	M	0	0	0	0	1	1	0	50.00	0	0	1	1	-9	
25	D	SUNDT Andreas	M	0	0	0	0	0	0	0	0.00	0	0	0	0	-7	
33	F	SKOLBEKKEN Martin Bakkejord	M	0	0	0	0	4	1	3	80.00	0	0	0	0	-6	
71	F	OISETH Ola +A	M	0	0	0	0	4	9	-5	30.77	0	0	0	0	-5	
10	F	RIVERA Tor Joakim	M	0	0	0	0	0	0	0	0.00	0	0	0	0	-6	
16	D	NORDSTOGA Knut Andre +C	M	1	0	1	0	0	0	0	0.00	1	0	0	1	-7	
17	F	SOLBERG Loyd Remi +A	M	0	0	0	2	1	0	1	100.00	0	0	0	0	-1	
20	D	HAMRE Martin	M	0	0	0	4	3	13	-10	18.75	0	0	0	0	-7	
91	F	LYNGROTH Alexander (BP)	M	0	0	0	0	2	2	0	50.00	0	0	0	0	-5	
6	F	KIRSTISTUEN Emil	M	0	0	0	0	0	0	0	0.00	0	0	0	0	-4	
27	F	VATNE Emil	M	0	0	0	2	0	0	0	0.00	0	0	0	0	-4	
29	F	SCHROEDER Lena	F	0	0	0	0	3	12	-9	20.00	0	0	0	0	-6	
69	F	OEVERLI Fabian Cruickshank	M	0	0	0	0	0	0	0	0.00	0	0	0	0	-7	
1	GK	LUNDE Emanuel	M	0	0	0	0					0	0	0	0		
39	GK	GROENLIE Johan	M	0	0	0	0					0	0	0	0		
<b>Total</b>				<b>1</b>	<b>0</b>	<b>1</b>	<b>8</b>	<b>18</b>	<b>38</b>	<b>-20</b>	<b>32.14</b>	<b>1</b>	<b>0</b>	<b>1</b>	<b>2</b>		

Team : RPC (white)

Head Coach : BATYRSHIN Ruslan

No.	Pos.	Name	Gen	G	A	P	PIM	FO+	FO-	FO+/-	FO%	Shots on Goal					+/-
												1	2	3	OT	TS	
8	F	LISOV Dmitrii +C	M	2	2	4	0	0	0	0	0.00	4	2	1	7	+7	
9	F	KHAMZIN Airat	M	1	2	3	0	11	8	3	57.89	2	1	0	3	+5	
15	D	GALKIN Dmitrii	M	1	3	4	0	0	0	0	0.00	1	2	0	3	+7	
19	D	KUZNETSOV Ivan	M	0	3	3	0	0	0	0	0.00	1	0	0	1	+6	
21	F	PETROV Evgenii +A	M	3	1	4	0	0	0	0	0.00	2	0	3	5	+7	
13	F	SHIKHOV Konstantin (BP)	M	3	3	6	0	0	0	0	0.00	3	1	2	6	+6	
18	F	SOKOLOV Andrey	M	0	3	3	0	16	5	11	76.19	0	0	0	0	+7	
22	F	TERENTEV Nikolai	M	3	3	6	0	1	0	1	100.00	2	3	2	7	+7	
23	D	VOLKOV Iliia +A	M	0	1	1	0	0	0	0	0.00	1	0	0	1	+9	
96	D	MIACHIN Mikhail	M	2	3	5	0	0	0	0	0.00	1	0	1	2	+8	
11	D	BARYKIN Stanislav	M	0	3	3	0	10	5	5	66.67	0	0	0	0	+2	
14	F	POPOV Iliia	M	0	2	2	0	0	0	0	0.00	0	0	0	0	+5	
17	F	RYCHKOV Vladimir	M	3	1	4	0	0	0	0	0.00	0	0	3	3	+4	
30	GK	PLOTNIKOV Evgenii	M	0	0	0	0					0	0	0	0		
88	GK	KASATKIN Andrei	M	0	0	0	0					0	0	0	0		
<b>Total</b>				<b>18</b>	<b>30</b>	<b>48</b>	<b>0</b>	<b>38</b>	<b>18</b>	<b>20</b>	<b>67.86</b>	<b>17</b>	<b>9</b>	<b>12</b>	<b>38</b>		





TUE 22 JUN 2021

Start Time 10:30

End Time 12:25

Preliminary Round - Group B, Game 9

Mixed



## Group B

R	Team	GP	W	OTW	OTL	L	GDF	GF : GA	PTS
1	RPC	3	3	0	0	0	+33	34 : 1	9
2	NOR	3	1	1	0	1	-15	8 : 23	5
3	ITA	2	0	0	1	1	-10	3 : 13	1
4	SVK	2	0	0	0	2	-8	2 : 10	0

	ITA	NOR	RPC	SVK
ITA	*****	3:4	0:9	TUE 22 JUN 17:30
NOR	4:3	*****	1:18	3:2
RPC	9:0	18:1	*****	7:0
SVK	TUE 22 JUN 17:30	2:3	0:7	*****

## Legend:

<b>(G)</b> Goals in tournament	<b>*</b> does not count for Plus/minus	<b>+/-</b> Plus/minus net	<b>+A</b> Assistant captain
<b>+C</b> Captain	<b>A</b> Assists	<b>D</b> Defence	<b>EQ</b> Equal strength
<b>ET/Res</b> Penalty end time/Result of game	<b>F</b> Female / Forward	<b>FO-</b> Face-offs lost	<b>FO%</b> Face-offs won as percentage
<b>FO+</b> Face-offs won	<b>FO+/-</b> Face-offs net	<b>G</b> Goals	<b>GA</b> Goals against
<b>GDF</b> Goal difference	<b>Gen</b> Gender	<b>GF</b> Goals for	<b>GK</b> Goalkeeper
<b>GP</b> Games played	<b>L</b> Losses	<b>M</b> Male	<b>MIP</b> Minutes in play (GK)
<b>No.</b> Jersey number	<b>OT</b> Overtime	<b>OTL</b> Overtime losses	<b>OTW</b> Overtime wins
<b>P</b> Points	<b>PIM</b> Penalties in minutes	<b>Pos.</b> Position	<b>PP1</b> Power play - 1 player
<b>PPG</b> Power play goals	<b>PTS</b> Points	<b>R</b> Rank	<b>SHG</b> Shorthanded goals
<b>SOG</b> Shots on goal	<b>SVS</b> Saves	<b>TPP</b> Time on power play	<b>TS</b> Total shots
<b>W</b> Wins			



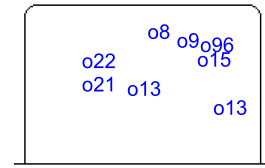
TUE 22 JUN 2021  
Start Time 10:30

Preliminary Round - Group B, Game 9



Shot Chart  
NOR - RPC

Shots by RPC  
Goals (o): 8    SSG (+): 9  
SSP (<): 1    SPG (-): 0



GK 1 of NOR



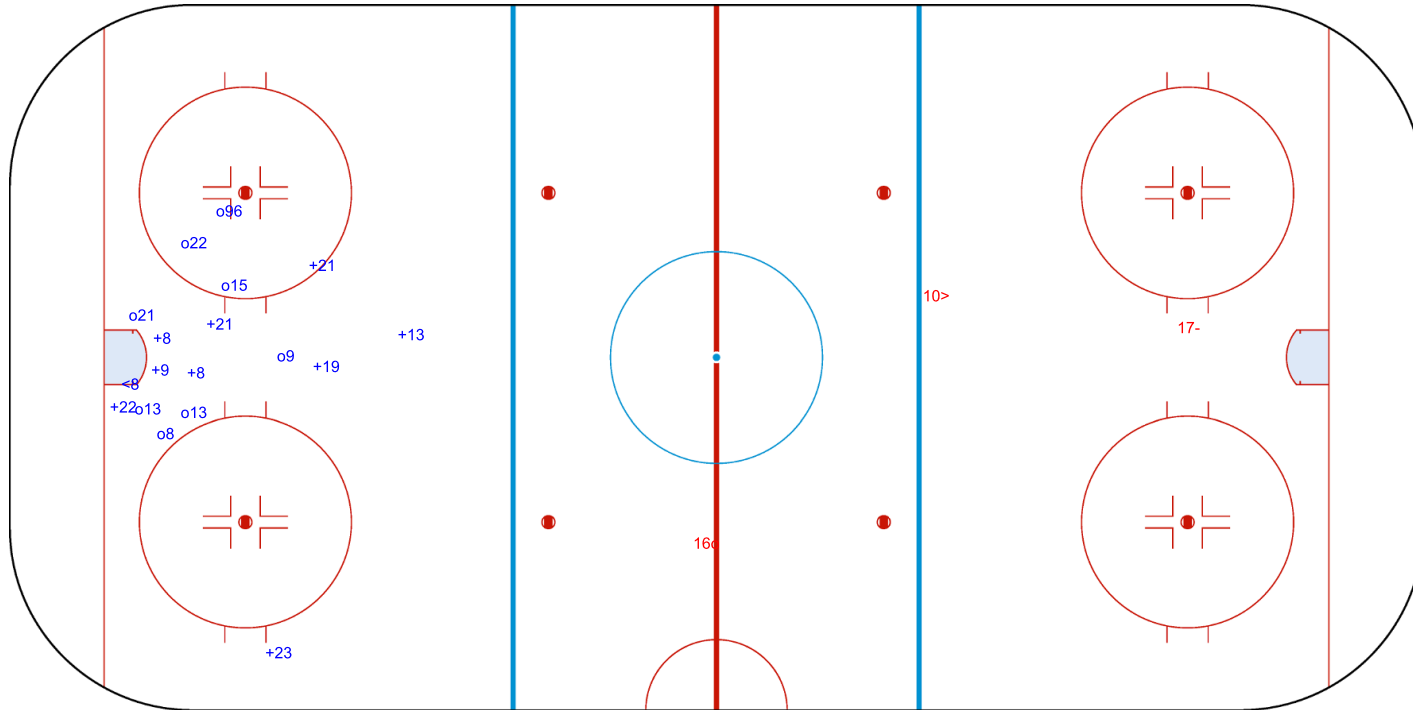
Period: 1



Shots by NOR  
Goals (o): 1    SSG (+): 0  
SSP (>): 1    SPG (-): 1



GK 88 of RPC



<b>Legend:</b>	
<b>GK</b> Goalkeeper	<b>SSP</b> Shots saved by player
<b>SPG</b> Shots past goal	<b>SSG</b> Shots saved by goalkeeper



TUE 22 JUN 2021  
Start Time 10:30

Preliminary Round - Group B, Game 9



Mixed

### Shot Chart NOR - RPC

Shots by NOR  
Goals (o): 0  
SSP (<): 0  
SSG (+): 0  
SPG (-): 0



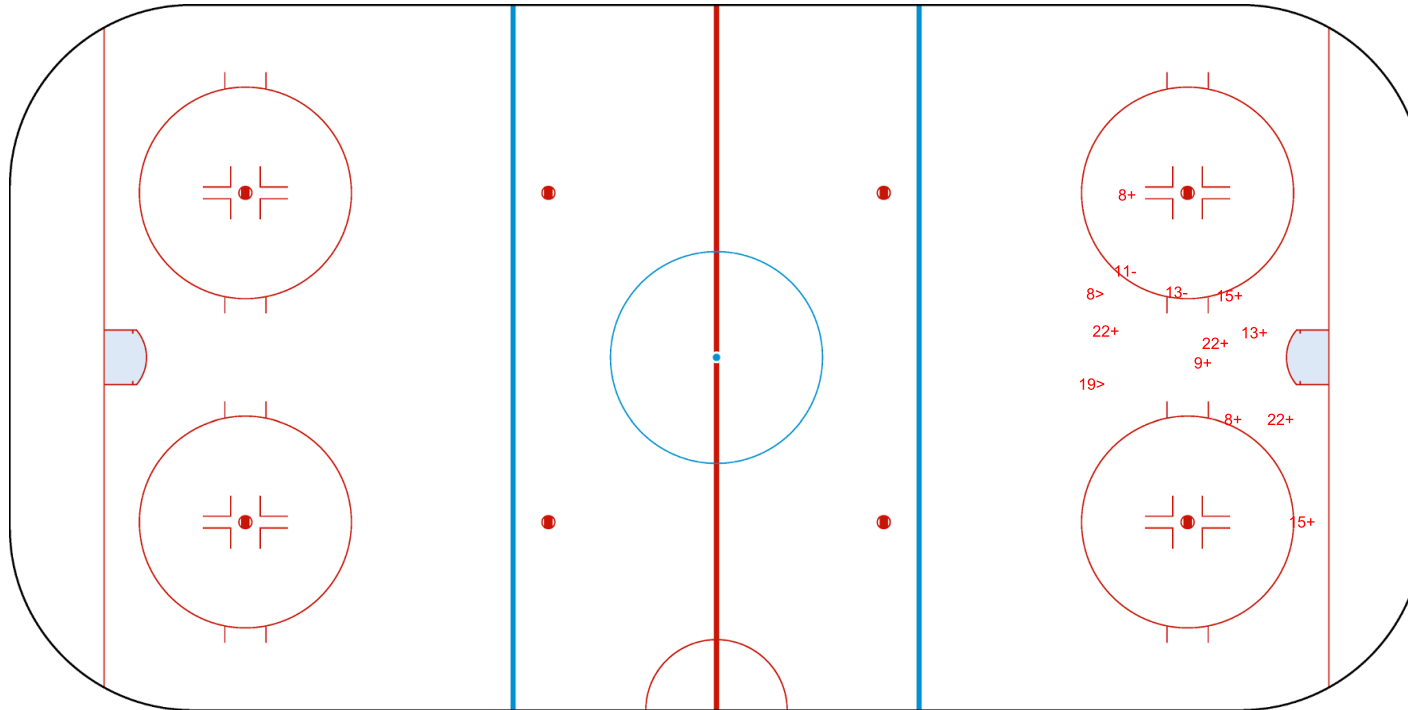
Period: 2



Shots by RPC  
Goals (o): 0  
SSP (>): 2  
SSG (+): 9  
SPG (-): 2



GK 88 of RPC



GK 1 of NOR

<b>Legend:</b>			
<b>GK</b>	Goalkeeper	<b>SPG</b>	Shots past goal
<b>SSG</b>	Shots saved by goalkeeper	<b>SSP</b>	Shots saved by player



TUE 22 JUN 2021  
Start Time 10:30

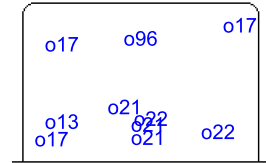
Preliminary Round - Group B, Game 9



Mixed

Shot Chart  
NOR - RPC

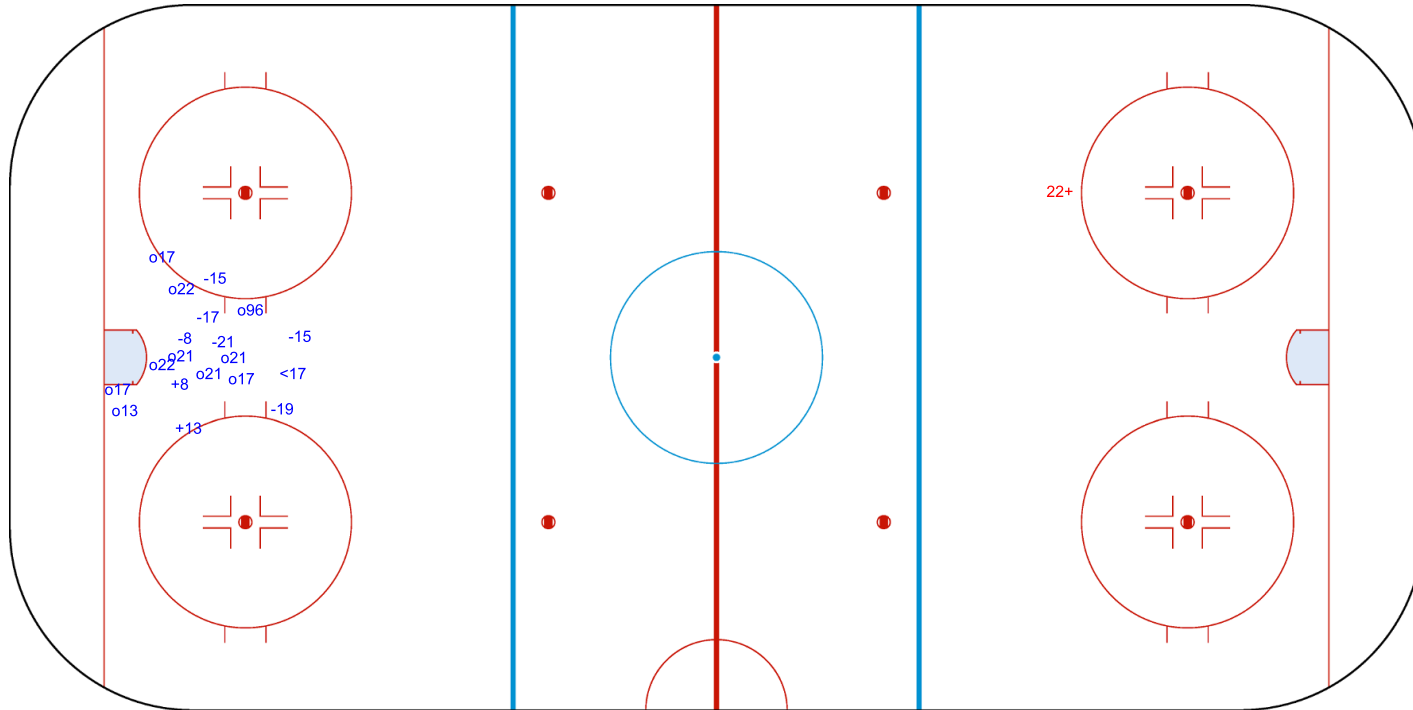
Shots by RPC  
Goals (o): 10    SSG (+): 2  
SSP (-): 1    SPG (-): 6



GK 1 of NOR




Period: 3



Shots by NOR  
Goals (o): 0    SSG (+): 1  
SSP (>): 0    SPG (-): 0



GK 30 of RPC



GK 88 of RPC

<b>Legend:</b>	<b>GK</b> Goalkeeper	<b>SPG</b> Shots past goal	<b>SSG</b> Shots saved by goalkeeper	<b>SSP</b> Shots saved by player
----------------	----------------------	----------------------------	--------------------------------------	----------------------------------



TUE 22 JUN 2021  
Start Time 10:30

Preliminary Round - Group B, Game 9

Mixed



## Face-off Chart NOR - RPC

### PERIOD 1

NOR Def. zone	RPC Att. zone	NOR Neutral zone	RPC Neutral zone	NOR Att. zone	RPC Def. zone	Total wins all zones	
						NOR	RPC
+ 17	- 18	+ 33	- 9	- 20	+ 18	6 / 27%	16 / 73%
- 71	+ 18	+ 20	- 9	+ 20	- 11		
- 71	+ 18	- 29	+ 9	- 71	+ 18		
- 29	+ 9	- 20	+ 18	- 29	+ 9		
- 71	+ 18	+ 71	- 9				
- 20	+ 11	- 29	+ 18				
		- 71	+ 18				
		- 20	+ 11				
		+ 20	- 11				
		- 29	+ 9				
		- 71	+ 18				
		- 29	+ 9				
<b>Total wins / period</b>	1 / 17%	5 / 83%	4 / 33%	8 / 67%	1 / 25%	3 / 75%	

### PERIOD 2

NOR Def. zone	RPC Att. zone	NOR Neutral zone	RPC Neutral zone	NOR Att. zone	RPC Def. zone	Total wins all zones	
						NOR	RPC
- 71	+ 9	- 71	+ 9			3 / 23%	10 / 77%
- 20	+ 18	+ 22	- 9				
- 20	+ 18						
- 20	+ 9						
+ 71	- 18						
+ 71	- 18						
- 22	+ 9						
- 20	+ 11						
- 29	+ 11						
- 29	+ 11						
- 71	+ 9						
<b>Total wins / period</b>	2 / 18%	9 / 82%	1 / 50%	1 / 50%			

### PERIOD 3

NOR Def. zone	RPC Att. zone	NOR Neutral zone	RPC Neutral zone	NOR Att. zone	RPC Def. zone	Total wins all zones	
						NOR	RPC
- 20	+ 11	- 33	+ 9	+ 33	- 9	9 / 43%	12 / 57%
+ 33	- 9	- 20	+ 18	- 20	+ 22		
+ 91	- 9	+ 29	- 11	- 20	+ 18		
+ 29	- 18	+ 33	- 9	- 29	+ 11		
		- 20	+ 18	- 91	+ 18		
		- 29	+ 11	+ 71	- 11		
		- 91	+ 18				
		+ 29	- 11				
		- 29	+ 11				
		+ 91	- 18				
		- 29	+ 11				
<b>Total wins / period</b>	3 / 75%	1 / 25%	4 / 36%	7 / 64%	2 / 33%	4 / 67%	



TUE 22 JUN 2021  
Start Time 10:30

Preliminary Round - Group B, Game 9

Mixed



**TOTAL**

Total wins / game	NOR	RPC	Neutral zone		NOR	RPC	Total wins all zones	
	Def. zone	Att. zone			Att. zone	Def. zone	NOR	RPC
	6 / 29%	15 / 71%	9 / 36%	16 / 64%	3 / 30%	7 / 70%	18 / 32%	38 / 68%

**HEAD TO HEAD**

	No.	RPC				Tot	wins NOR	Dz	Nz	Az
		9	11	18	22					
NOR	17			1 - 0		1	100%	100%		
	20	1 - 1	2 - 4	0 - 7	0 - 1	16	19%	0%	33%	25%
	22	1 - 1				2	50%	0%	100%	
	29	0 - 5	2 - 6	1 - 1		15	20%	25%	22%	0%
	33	4 - 1				5	80%	100%	67%	100%
	71	1 - 3	1 - 0	2 - 6		13	31%	29%	25%	50%
	91	1 - 0		1 - 2		4	50%	100%	50%	0%
<b>Tot</b>		19	15	21	1	56	18 32%	6 29%	9 36%	3 30%
<b>wins RPC</b>		11 58%	10 67%	16 76%	1 100%	38 68%				
<b>Dz</b>		1 50%	1 33%	4 100%	1 100%	7 70%				
<b>Nz</b>		5 50%	4 57%	7 88%		16 64%				
<b>Az</b>		5 71%	5 100%	5 56%		15 71%				

**Legend:**  
**Az** Attacking zone    **Dz** Defending zone    **No.** Jersey number    **Nz** Neutral zone    **Tot** Total face-offs played



TUE 22 JUN 2021

Start Time 14:15

Preliminary Round - Group A, Game 10

Mixed



## Game Roster

## CAN - CZE

## Referee

ESPOSITO Bobby (USA)

## Linesmen

HERMANSEN OSWOLD Marius (NOR) , LUNDEN Andreas (SWE)

## Goalkeepers

Team: CAN

No.	Name	Gen	GP	MIP	GA	SVS	SOG	SVS%	GAA
31	LAROCQUE Dominic	M	2	67:56	1	16	17	94.12	0.66
54	KINGSMILL Adam	M	2	22:04	0	2	2	100.00	0.00

## Team Roster

Team: CAN (red)

No.	Pos.	Name	Gen	GP	G	A	PTS	PIM	+/-
2	D	CRANE Rod	M	1	0	0	0	0	+2
4	F	DUNN James	M	1	1	0	1	0	0
5	D	HENRY Tyrone	M	2	0	0	0	0	0
6	F	ARMSTRONG Rob	M	1	0	0	0	0	0
7	F	LAVIN Zach	M	2	0	1	1	2	+3
8	F	McGREGOR Tyler	M	2	4	0	4	0	+3
9	F	SMITH Corbyn	M	2	1	2	3	0	+3
12	D	WESTLAKE Greg	M	2	0	2	2	0	+3
15	D	SISON Branden	M	2	0	0	0	2	+2
18	F	BRIDGES Billy	M	2	0	2	2	0	+3
19	F	COZZOLINO Dominic	M	2	0	1	1	0	+3
23	D	HICKEY Liam	M	2	2	4	6	0	+5
24	F	HALBERT Auren	M	1	2	1	3	2	+3
26	F	JACOBS-WEBB Anton	M	2	0	1	1	2	0
28	F	LEHOUX Antoine	M	2	0	0	0	0	0
31	GK	LAROCQUE Dominic	M	2	0	0	0	0	0
54	GK	KINGSMILL Adam	M	2	0	0	0	0	0

Head Coach: BABEY Ken

Team: CZE

No.	Name	Gen	GP	MIP	GA	SVS	SOG	SVS%	GAA
1	KUDELA Martin	M	2	45:00	4	47	51	92.16	4.00
6	VAPENKA Michal	M	2	44:19	2	8	10	80.00	2.03

Team: CZE (white)

No.	Pos.	Name	Gen	GP	G	A	PTS	PIM	+/-
1	GK	KUDELA Martin	M	2	0	0	0	0	0
6	GK	VAPENKA Michal	M	2	0	0	0	0	0
7	D	MOTYCKA David	M	2	0	0	0	0	-3
11	D	WAGNER Karel	M	2	0	0	0	2	-2
15	D	ZELINKA Radek	M	2	0	0	0	2	-2
18	F	NOVOTNY Miroslav	M	2	0	0	0	2	-2
19	F	OHAR Alex	M	2	0	0	0	0	-3
23	D	FROLIK Jan	M	1	0	0	0	0	-1
29	D	KUBES Pavel	M	1	0	0	0	0	-1
33	F	HECKO Vaclav	M	2	0	0	0	12	-4
67	D	DOLEZAL Pavel	M	2	0	0	0	0	-3
74	F	GEIER Michal	M	1	0	0	0	0	0
75	F	RAUL Jiri	M	2	0	0	0	2	-1
77	F	PALAT David	M	2	0	0	0	0	-3
82	F	HABL Zdenek	M	2	0	0	0	2	-2
92	F	SEDLACEK Patrik	M	1	0	0	0	0	-1
96	F	KRUPICKA Zdenek	M	2	0	0	0	0	-1

Head Coach: BRIZA Jiri

## Legend:

<b>A</b> Assists	<b>D</b> Defence	<b>F</b> Forward	<b>G</b> Goals
<b>GA</b> Goals against	<b>GAA</b> Goals against as average per 45 minutes	<b>Gen</b> Gender	<b>GK</b> Goalkeeper
<b>GP</b> Games played	<b>M</b> Male	<b>MIP</b> Minutes and seconds played	<b>No.</b> Jersey number
<b>PIM</b> Penalties in minutes	<b>Pos.</b> Position	<b>PTS</b> Points	<b>SOG</b> Shots on goal
<b>SVS</b> Saves	<b>SVS%</b> Saves in percentage	<b>+/-</b> Plus/minus net	



TUE 22 JUN 2021

Start Time 14:15

Mixed

Preliminary Round - Group A, Game 10



## Line-ups

## CAN - CZE

## Referee

ESPOSITO Bobby (USA)

## Linesmen

HERMANSEN OSWOLD Marius (NOR) , LUNDEN Andreas (SWE)

## Goalkeepers

Team: CAN

No.	Name	Gen
54	KINGSMILL Adam	M
31	LAROCQUE Dominic	M

Team: CZE

No.	Name	Gen
6	VAPENKA Michal	M
1	KUDELA Martin	M

## Team Line-ups

Team: CAN (red)

No.	Pos.	Name	Gen
15	D	SISON Branden	M
23	D	HICKEY Liam	M
7	F	LAVIN Zach	M
8	F	McGREGOR Tyler +C	M
18	F	BRIDGES Billy	M
5	D	HENRY Tyrone	M
12	D	WESTLAKE Greg +A	M
9	F	SMITH Corbyn	M
19	F	COZZOLINO Dominic	M
24	F	HALBERT Auren	M
2	D	CRANE Rod	M
26	F	JACOBS-WEBB Anton	M
28	F	LEHOUX Antoine +A	M

Head Coach: BABEY Ken

## NOT DRESSED:

4	F	DUNN James	M
6	F	ARMSTRONG Rob	M

Team: CZE (white)

No.	Pos.	Name	Gen
15	D	ZELINKA Radek +A	M
67	D	DOLEZAL Pavel	M
18	F	NOVOTNY Miroslav	M
19	F	OHAR Alex	M
33	F	HECKO Vaclav	M
7	D	MOTYCKA David +A	M
23	D	FROLIK Jan	M
29	D	KUBES Pavel +C	M
77	F	PALAT David	M
82	F	HABL Zdenek	M
11	D	WAGNER Karel	M
75	F	RAUL Jiri	M
92	F	SEDLACEK Patrik	M

Head Coach: BRIZA Jiri

## NOT DRESSED:

74	F	GEIER Michal	M
96	F	KRUPICKA Zdenek	M

## Legend:

<b>D</b>	Defence	<b>F</b>	Forward	<b>Gen</b>	Gender	<b>M</b>	Male
<b>No.</b>	Jersey number	<b>Pos.</b>	Position	<b>+A</b>	Assistant captain	<b>+C</b>	Captain





**TUE 22 JUN 2021**  
Start Time 14:15

**Preliminary Round - Group A, Game 10**

**Mixed**



## Graphical Line-ups

### CAN - CZE

**Referee**

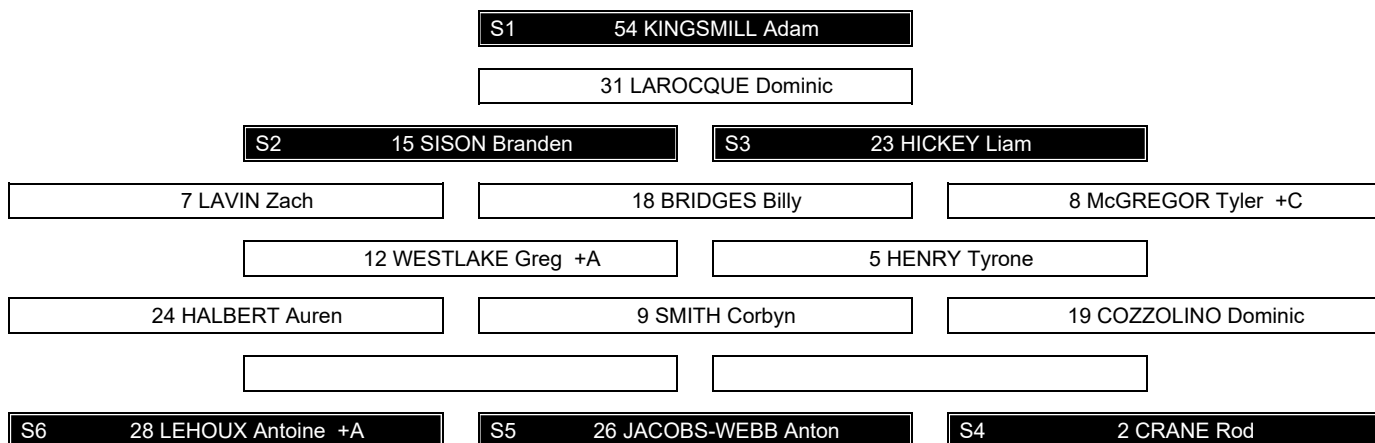
ESPOSITO Bobby (USA)

**Linesmen**

HERMANSEN OSWOLD Marius (NOR) , LUNDEN Andreas (SWE)

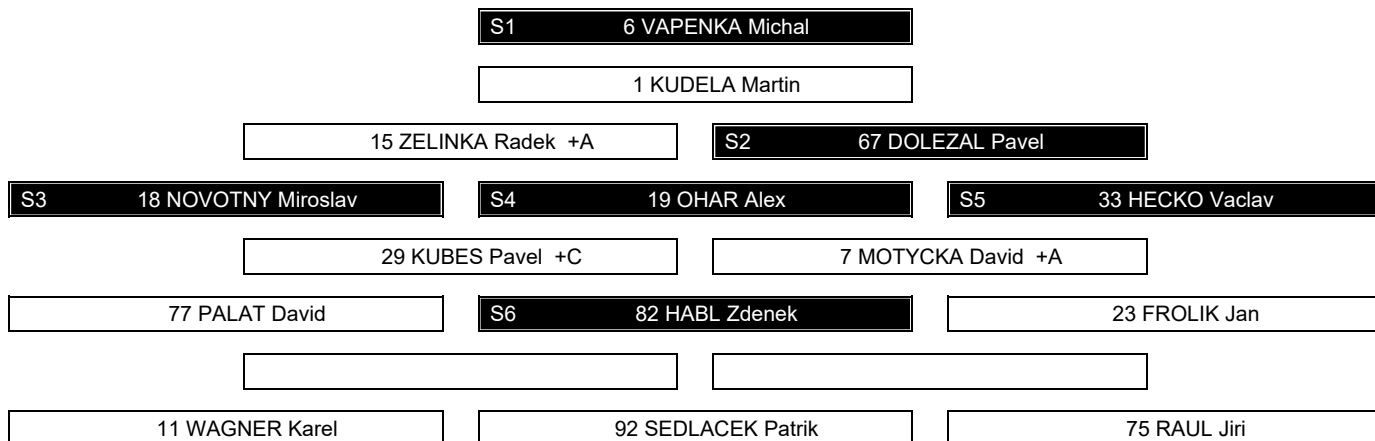
**Team:** CAN - Canada (red)

**Head Coach:** BABEY Ken



**Team:** CZE - Czech Republic (white)

**Head Coach:** BRIZA Jiri



**Legend:**

**Sn** Starting position

**+A** Assistant captain

**+C** Captain



TUE 22 JUN 2021

Start Time 14:15

End Time 15:53

Mixed

Preliminary Round - Group A, Game 10



## Game Summary

CAN - CZE 10 - 0 (4 - 0 , 5 - 0 , 1 - 0)

Spectators	Referee	Linesmen
1675	ESPOSITO Bobby (USA)	HERMANSEN OSWOLD Marius (NOR) , LUNDEN Andreas (SWE)

## Team Statistics

Period	Score	SVS	SOG	PIM	TPP	PPG	SHG
1	4 : 0	0 : 7	11 : 0	2 : 2	00:24 : 00:24	0 : 0	0 : 0
2	5 : 0	3 : 5	10 : 3	2 : 2	00:23 : 02:00	1 : 0	0 : 0
3	1 : 0	1 : 5	6 : 1	2 : 0	00:00 : 02:00	0 : 0	0 : 0
<b>Total</b>	<b>10 : 0</b>	<b>4 : 17</b>	<b>27 : 4</b>	<b>6 : 4</b>	<b>00:47 : 04:24</b>	<b>1 : 0</b>	<b>0 : 0</b>

## 1st Period

Action	Time	ET/Res	Team	Type	No.	Name	(G)	Name of Assistant(s) / Action Description
GK	00:00		CAN		54	KINGSMILL A		- Goalkeeper in
GK	00:00		CZE		6	VAPENKA M		- Goalkeeper in
<b>Goal</b>	<b>01:47</b>	<b>1 : 0</b>	<b>CAN</b>	<b>EQ</b>	<b>8</b>	<b>McGREGOR T</b>	(5)	18 BRIDGES B 7 LAVIN Z On Ice CAN 54 5 7 8 12 18 CZE 6 11 23 67 75 92
<b>Goal</b>	<b>05:56</b>	<b>2 : 0</b>	<b>CAN</b>	<b>EQ</b>	<b>2</b>	<b>CRANE R</b>	(1)	23 HICKEY L On Ice CAN 54 2 15 23 26 28 CZE 6 11 23 67 75 92
Penalty	09:51	11:51	CAN	2 min.	2	CRANE R		- Roughing
Penalty	10:15	12:15	CZE	2 min.	77	PALAT D		- Interference
<b>Goal</b>	<b>11:11</b>	<b>3 : 0</b>	<b>CAN</b>	<b>EQ</b>	<b>8</b>	<b>McGREGOR T</b>	(6)	18 BRIDGES B On Ice CAN 54 8 12 18 23 CZE 6 7 18 19 67
<b>Goal</b>	<b>13:11</b>	<b>4 : 0</b>	<b>CAN</b>	<b>EQ</b>	<b>7</b>	<b>LAVIN Z</b>	(1)	23 HICKEY L On Ice CAN 54 7 8 15 18 23 CZE 6 18 19 33 67 92

## 2nd Period

Action	Time	ET/Res	Team	Type	No.	Name	(G)	Name of Assistant(s) / Action Description
<b>Goal</b>	<b>15:32</b>	<b>5 : 0</b>	<b>CAN</b>	<b>EQ</b>	<b>2</b>	<b>CRANE R</b>	(2)	28 LEHOUX A 26 JACOBS-WEBB A On Ice CAN 54 2 15 23 26 28 CZE 6 18 19 33 67 92
Penalty	15:45	16:08	CZE	2 min.	23	FROLIK J		- Interference
<b>Goal</b>	<b>16:08</b>	<b>6 : 0</b>	<b>CAN</b>	<b>PP1</b>	<b>7</b>	<b>LAVIN Z</b>	(2)	8 McGREGOR T On Ice CAN 54 7 8 12 18 23 CZE 6 7 11 15 29 *
Penalty	19:24	21:24	CAN	2 min.	2	CRANE R		- High Sticking
<b>Goal</b>	<b>22:36</b>	<b>7 : 0</b>	<b>CAN</b>	<b>EQ</b>	<b>26</b>	<b>JACOBS-WEBB A</b>	(1)	15 SISON B On Ice CAN 54 2 15 23 26 28 CZE 6 7 18 33 67 92
<b>Goal</b>	<b>24:02</b>	<b>8 : 0</b>	<b>CAN</b>	<b>EQ</b>	<b>8</b>	<b>McGREGOR T</b>	(7)	18 BRIDGES B On Ice CAN 54 7 8 15 18 23 CZE 6 23 67 75 77 92
<b>Goal</b>	<b>24:20</b>	<b>9 : 0</b>	<b>CAN</b>	<b>EQ</b>	<b>7</b>	<b>LAVIN Z</b>	(3)	8 McGREGOR T 18 BRIDGES B On Ice CAN 54 7 8 15 18 23 CZE 6 7 11 15 29 92

## 3rd Period

Action	Time	ET/Res	Team	Type	No.	Name	(G)	Name of Assistant(s) / Action Description
Penalty	38:51	40:51	CAN	2 min.	8	McGREGOR T		- Tripping
<b>Goal</b>	<b>43:44</b>	<b>10 : 0</b>	<b>CAN</b>	<b>EQ</b>	<b>9</b>	<b>SMITH C</b>	(2)	On Ice CAN 54 9 12 19 23 24 CZE 6 7 11 19 23 29
GK	45:00		CAN					54 KINGSMILL A - Goalkeeper out
GK	45:00		CZE					6 VAPENKA M - Goalkeeper out

## Goalkeeper Records

Team : CAN - Canada

No.	Name	SOG	SVS	MIP
54	KINGSMILL Adam	4	4	45:00
31	LAROCQUE Dominic			

Team : CZE - Czech Republic

No.	Name	SOG	SVS	MIP
6	VAPENKA Michal	27	17	45:00
1	KUDELA Martin			

## Game Statistics

Team : CAN (red)



TUE 22 JUN 2021

Start Time 14:15

End Time 15:53

Head Coach : BABEY Ken

No.	Pos.	Name	Gen	G	A	P	PIM	FO+	FO-	FO+/-	FO%	Shots on Goal					+/-
												1	2	3	OT	TS	
7	F	LAVIN Zach	M	3	1	4	0	0	0	0	0.00	1	2	1		4	+4
8	F	McGREGOR Tyler +C	M	3	2	5	2	0	0	0	0.00	2	1	0		3	+5
15	D	SISON Branden	M	0	1	1	0	0	0	0	0.00	0	0	0		0	+6
18	F	BRIDGES Billy (BP)	M	0	4	4	0	9	2	7	81.82	0	0	0		0	+5
23	D	HICKEY Liam	M	0	2	2	0	0	0	0	0.00	1	0	2		3	+8
5	D	HENRY Tyrone	M	0	0	0	0	0	0	0	0.00	0	0	0		0	+1
9	F	SMITH Corbyn	M	1	0	1	0	8	1	7	88.89	2	0	2		4	+1
12	D	WESTLAKE Greg +A	M	0	0	0	0	0	0	0	0.00	1	0	0		1	+3
19	F	COZZOLINO Dominic	M	0	0	0	0	0	0	0	0.00	0	1	0		1	+1
24	F	HALBERT Auren	M	0	0	0	0	0	0	0	0.00	1	1	0		2	+1
2	D	CRANE Rod	M	2	0	2	4	0	0	0	0.00	2	2	0		4	+3
26	F	JACOBS-WEBB Anton	M	1	1	2	0	7	4	3	63.64	0	1	0		1	+3
28	F	LEHOUX Antoine +A	M	0	1	1	0	0	0	0	0.00	1	2	1		4	+3
31	GK	LAROCQUE Dominic	M	0	0	0	0					0	0	0		0	
54	GK	KINGSMILL Adam	M	0	0	0	0					0	0	0		0	
<b>Total</b>				<b>10</b>	<b>12</b>	<b>22</b>	<b>6</b>	<b>24</b>	<b>7</b>	<b>17</b>	<b>77.42</b>	<b>11</b>	<b>10</b>	<b>6</b>		<b>27</b>	

Team : CZE (white)

Head Coach : BRIZA Jiri

No.	Pos.	Name	Gen	G	A	P	PIM	FO+	FO-	FO+/-	FO%	Shots on Goal					+/-
												1	2	3	OT	TS	
15	D	ZELINKA Radek +A	M	0	0	0	0	0	0	0	0.00	0	0	0		0	-1
18	F	NOVOTNY Miroslav	M	0	0	0	0	0	0	0	0.00	0	0	0		0	-4
19	F	OHAR Alex	M	0	0	0	0	1	9	-8	10.00	0	0	0		0	-4
33	F	HECKO Vaclav	M	0	0	0	0	0	0	0	0.00	0	0	0		0	-3
67	D	DOLEZAL Pavel	M	0	0	0	0	0	1	-1	0.00	0	0	0		0	-7
7	D	MOTYCKA David +A	M	0	0	0	0	0	0	0	0.00	0	0	0		0	-4
23	D	FROLIK Jan	M	0	0	0	2	0	0	0	0.00	0	1	0		1	-4
29	D	KUBES Pavel +C	M	0	0	0	0	0	0	0	0.00	0	1	1		2	-2
77	F	PALAT David	M	0	0	0	2	0	0	0	0.00	0	0	0		0	-1
82	F	HABL Zdenek	M	0	0	0	0	1	3	-2	25.00	0	0	0		0	-4
11	D	WAGNER Karel	M	0	0	0	0	2	3	-1	40.00	0	0	0		0	-4
75	F	RAUL Jiri	M	0	0	0	0	2	6	-4	25.00	0	1	0		1	-3
92	F	SEDLACEK Patrik	M	0	0	0	0	1	2	-1	33.33	0	0	0		0	-3
1	GK	KUDELA Martin	M	0	0	0	0					0	0	0		0	
6	GK	VAPENKA Michal (BP)	M	0	0	0	0					0	0	0		0	
<b>Total</b>				<b>0</b>	<b>0</b>	<b>0</b>	<b>4</b>	<b>7</b>	<b>24</b>	<b>-17</b>	<b>22.58</b>	<b>0</b>	<b>3</b>	<b>1</b>		<b>4</b>	

Group A

R	Team	GP	W	OTW	OTL	L	GDF	GF : GA	PTS
1	CAN	3	3	0	0	0	+19	20 : 1	9
2	USA	2	1	0	0	1	+3	5 : 2	3
3	KOR	2	1	0	0	1	-6	2 : 8	3
4	CZE	3	0	0	0	3	-16	0 : 16	0

	CAN	CZE	KOR	USA
CAN	*****	10:0	8:0	2:1
CZE	0:10	*****	0:2	0:4
KOR	0:8	2:0	*****	TUE 22 JUN 20:45
USA	1:2	4:0	TUE 22 JUN 20:45	*****

Legend:			
<b>(G)</b>	Goals in tournament	*	does not count for Plus/minus
<b>+C</b>	Captain	<b>A</b>	Assists
<b>ET/Res</b>	Penalty end time/Result of game	<b>F</b>	Forward
<b>FO+</b>	Face-offs won	<b>FO+/-</b>	Face-offs net
<b>GDF</b>	Goal difference	<b>Gen</b>	Gender
<b>GP</b>	Games played	<b>L</b>	Losses
<b>No.</b>	Jersey number	<b>OT</b>	Overtime
<b>P</b>	Points	<b>PIM</b>	Penalties in minutes
<b>PPG</b>	Power play goals	<b>PTS</b>	Points
<b>SOG</b>	Shots on goal	<b>SVS</b>	Saves
<b>W</b>	Wins	<b>+/-</b>	Plus/minus net
		<b>D</b>	Defence
		<b>FO-</b>	Face-offs lost
		<b>G</b>	Goals
		<b>GF</b>	Goals for
		<b>M</b>	Male
		<b>OTL</b>	Overtime losses
		<b>Pos.</b>	Position
		<b>R</b>	Rank
		<b>TPP</b>	Time on power play
		<b>+A</b>	Assistant captain
		<b>EQ</b>	Equal strength
		<b>FO%</b>	Face-offs won as percentage
		<b>GA</b>	Goals against
		<b>GK</b>	Goalkeeper
		<b>MIP</b>	Minutes in play (GK)
		<b>OTW</b>	Overtime wins
		<b>PP1</b>	Power play - 1 player
		<b>SHG</b>	Shorthanded goals
		<b>TS</b>	Total shots



TUE 22 JUN 2021  
Start Time 14:15

Preliminary Round - Group A, Game 10



Shot Chart  
CAN - CZE

Shots by CZE  
Goals (o): 0    SSG (+): 0  
SSP (<): 0    SPG (-): 0



GK 54 of CAN



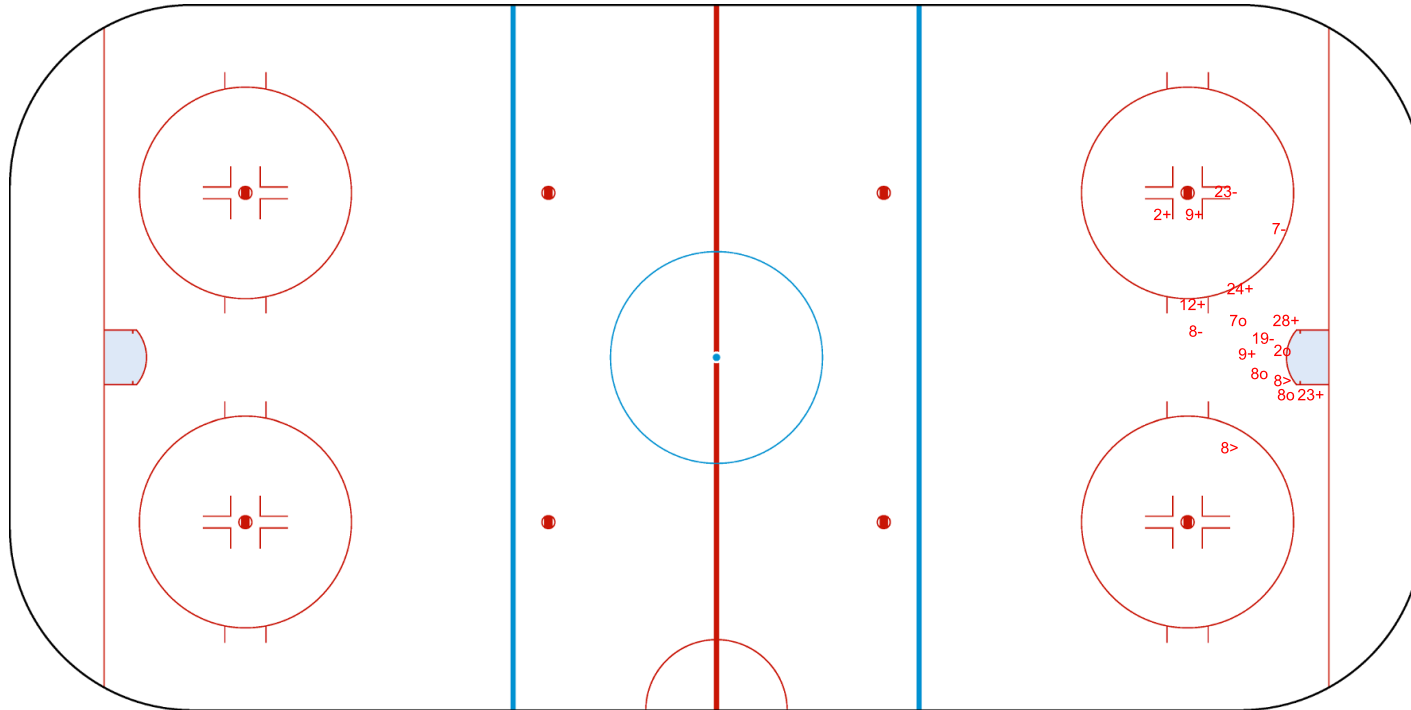
Period: 1



Shots by CAN  
Goals (o): 4    SSG (+): 7  
SSP (>): 2    SPG (-): 4



GK 6 of CZE



<b>Legend:</b>	
<b>GK</b> Goalkeeper	<b>SSP</b> Shots saved by player
<b>SPG</b> Shots past goal	<b>SSG</b> Shots saved by goalkeeper



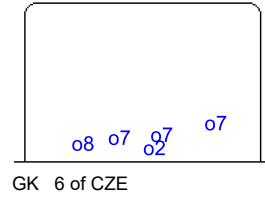
TUE 22 JUN 2021  
Start Time 14:15

Preliminary Round - Group A, Game 10



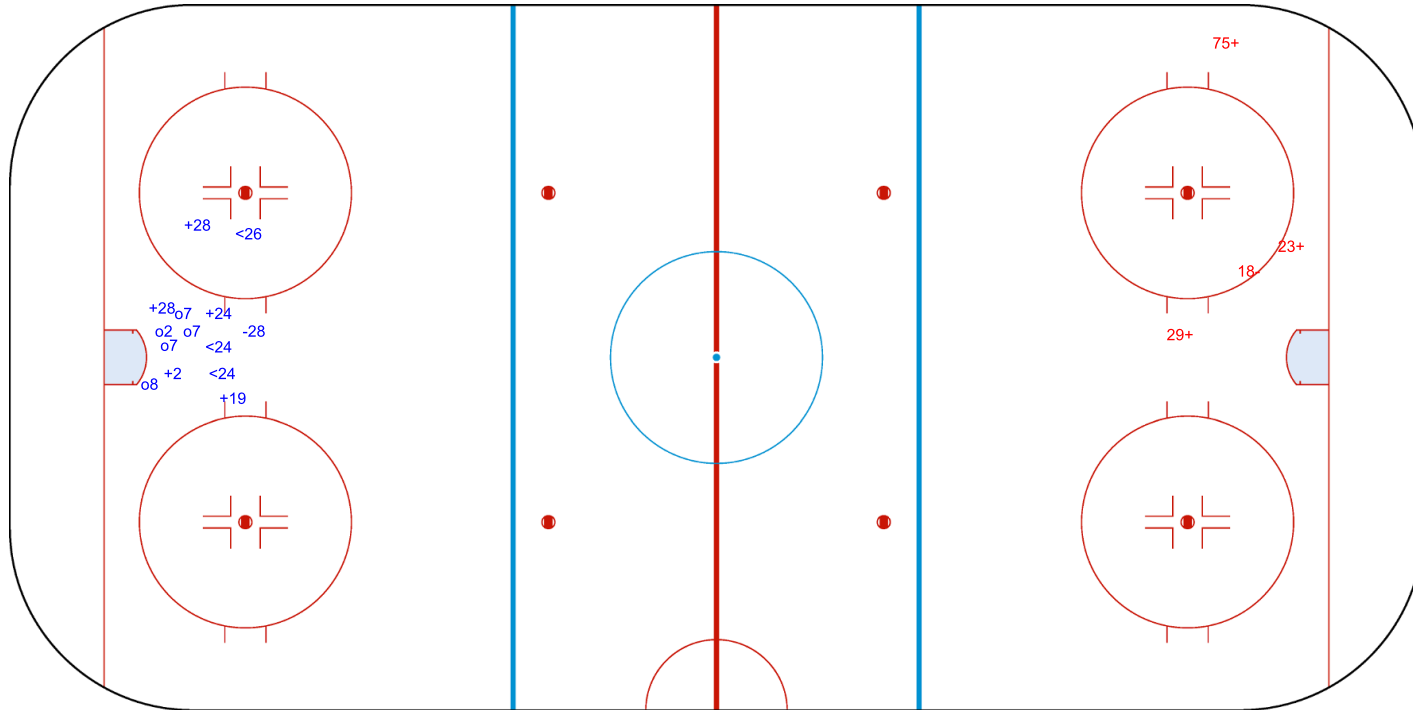
Shot Chart  
CAN - CZE

Shots by CAN  
Goals (o): 5    SSG (+): 5  
SSP (-): 3    SPG (-): 1



CZE →    Period: 2    ← CAN

Shots by CZE  
Goals (o): 0    SSG (+): 3  
SSP (>): 0    SPG (-): 1



<b>Legend:</b>	<b>GK</b> Goalkeeper	<b>SPG</b> Shots past goal	<b>SSG</b> Shots saved by goalkeeper	<b>SSP</b> Shots saved by player
----------------	----------------------	----------------------------	--------------------------------------	----------------------------------



TUE 22 JUN 2021  
Start Time 14:15

Preliminary Round - Group A, Game 10



Shot Chart  
CAN - CZE

Shots by CZE  
Goals (o): 0    SSG (+): 1  
SSP (<): 1    SPG (-): 0



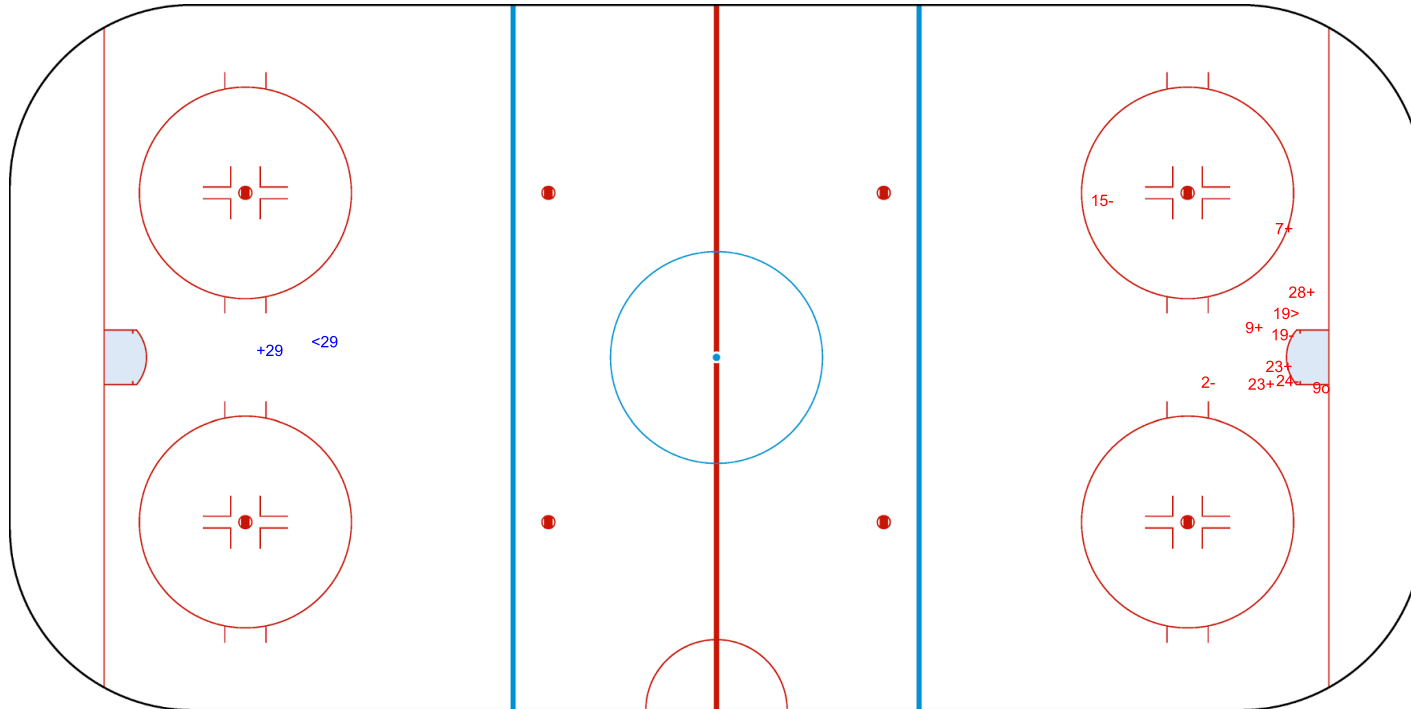
Period: 3



Shots by CAN  
Goals (o): 1    SSG (+): 5  
SSP (>): 1    SPG (-): 4



GK 54 of CAN



GK 6 of CZE

<b>Legend:</b>	
<b>GK</b> Goalkeeper	<b>SSP</b> Shots saved by player
<b>SPG</b> Shots past goal	<b>SSG</b> Shots saved by goalkeeper



TUE 22 JUN 2021  
Start Time 14:15

Preliminary Round - Group A, Game 10

Mixed



## Face-off Chart

### CAN - CZE

#### PERIOD 1

	CAN		CZE		CAN		CZE						
	Def. zone	Att. zone	Neutral zone	Neutral zone	Att. zone	Def. zone	Def. zone						
	+ 18	- 11	+ 26	- 19	+ 18	- 75			Total wins all zones				
	+ 26	- 75	+ 9	- 92	+ 18	- 19							
	+ 18	- 11	+ 9	- 19	- 26	+ 92							
			+ 9	- 75	+ 18	- 67							
			- 18	+ 75	+ 18	- 19							
Total wins / period	3 / 100%	0 / 0%	4 / 80%	1 / 20%	4 / 80%	1 / 20%			<table border="1"> <thead> <tr> <th>CAN</th> <th>CZE</th> </tr> </thead> <tbody> <tr> <td>11 / 85%</td> <td>2 / 15%</td> </tr> </tbody> </table>	CAN	CZE	11 / 85%	2 / 15%
CAN	CZE												
11 / 85%	2 / 15%												

#### PERIOD 2

	CAN		CZE		CAN		CZE						
	Def. zone	Att. zone	Neutral zone	Neutral zone	Att. zone	Def. zone	Def. zone						
	+ 18	- 19	+ 26	- 19	- 18	+ 11			Total wins all zones				
	- 26	+ 11	- 26	+ 75	+ 9	- 75							
			- 9	+ 19	+ 9	- 75							
			+ 9	- 19	+ 18	- 75							
			+ 18	- 92									
			+ 26	- 19									
			+ 26	- 19									
Total wins / period	1 / 50%	1 / 50%	5 / 71%	2 / 29%	3 / 75%	1 / 25%			<table border="1"> <thead> <tr> <th>CAN</th> <th>CZE</th> </tr> </thead> <tbody> <tr> <td>9 / 69%</td> <td>4 / 31%</td> </tr> </tbody> </table>	CAN	CZE	9 / 69%	4 / 31%
CAN	CZE												
9 / 69%	4 / 31%												

#### PERIOD 3

	CAN		CZE		CAN		CZE						
	Def. zone	Att. zone	Neutral zone	Neutral zone	Att. zone	Def. zone	Def. zone						
	+ 26	- 82	+ 26	- 82	+ 9	- 11			Total wins all zones				
			- 26	+ 82	+ 9	- 82							
Total wins / period	1 / 100%	0 / 0%	1 / 50%	1 / 50%	2 / 100%	0 / 0%				<table border="1"> <thead> <tr> <th>CAN</th> <th>CZE</th> </tr> </thead> <tbody> <tr> <td>4 / 80%</td> <td>1 / 20%</td> </tr> </tbody> </table>	CAN	CZE	4 / 80%
CAN	CZE												
4 / 80%	1 / 20%												

#### TOTAL

	CAN		CZE		CAN		CZE								
	Def. zone	Att. zone	Neutral zone	Neutral zone	Att. zone	Def. zone	Def. zone								
Total wins / game	5 / 83%	1 / 17%	10 / 71%	4 / 29%	9 / 82%	2 / 18%			<table border="1"> <thead> <tr> <th colspan="2">Total wins all zones</th> </tr> <tr> <th>CAN</th> <th>CZE</th> </tr> </thead> <tbody> <tr> <td>24 / 77%</td> <td>7 / 23%</td> </tr> </tbody> </table>	Total wins all zones		CAN	CZE	24 / 77%	7 / 23%
Total wins all zones															
CAN	CZE														
24 / 77%	7 / 23%														



**TUE 22 JUN 2021**  
Start Time 14:15

**Preliminary Round - Group A, Game 10**

Mixed



### HEAD TO HEAD

		CZE										
No.		11	19	67	75	82	92	Tot	wins CAN	Dz	Nz	Az
CAN	9	1 - 0	2 - 1		3 - 0	1 - 0	1 - 0	9	8 89%		4 80%	4 100%
	18	2 - 1	3 - 0	1 - 0	2 - 1		1 - 0	11	9 82%	3 100%	1 50%	5 83%
	26	0 - 1	4 - 0		1 - 1	2 - 1	0 - 1	11	7 64%	2 67%	5 71%	0 0%
<b>Tot</b>		5	10	1	8	4	3	31	24 77%	5 83%	10 71%	9 82%
<b>wins CZE</b>		2 40%	1 10%	0 0%	2 25%	1 25%	1 33%	7 23%				
<b>Dz</b>		1 50%	0 0%	0 0%	0 0%	0 0%	1 100%	2 18%				
<b>Nz</b>			1 14%		2 67%	1 50%	0 0%	4 29%				
<b>Az</b>		1 33%	0 0%		0 0%	0 0%		1 17%				

**Legend:**

**Az** Attacking zone    **Dz** Defending zone    **No.** Jersey number    **Nz** Neutral zone    **Tot** Total face-offs played





TUE 22 JUN 2021

Start Time 17:30

Preliminary Round - Group B, Game 11

Mixed



## Game Roster

## ITA - SVK

## Referee

LUTHCKE Owe (NOR)

## Goalkeepers

Team: ITA

No.	Name	Gen	GP	MIP	GA	SVS	SOG	SVS%	GAA
15	ARAUDO Gabriele	M	2	30:00	4	11	15	73.33	6.00
82	KASSLATTER Julian	M	1	15:00	5	11	16	68.75	15.00

## Team Roster

Team: ITA (blue)

No.	Pos.	Name	Gen	GP	G	A	PTS	PIM	+/-
2	D	ENDERLE Alex	M	2	0	0	0	0	-3
3	D	ROSA Gianluigi	M	2	0	1	1	2	-5
4	F	REMOTTI MARNINI Matteo	M	2	0	0	0	4	-3
5	F	PLANKER Florian	M	2	0	1	1	0	-1
6	D	CAVALIERE Gian Luca	M	2	1	0	1	0	-2
8	D	RADICE Roberto	M	2	0	0	0	0	-3
9	F	KALEGARIS Sandro	M	1	0	0	0	2	-1
11	F	LARCH Nils	M	2	0	0	0	2	-1
15	GK	ARAUDO Gabriele	M	2	0	0	0	0	
18	D	MACRI Andrea	M	2	0	1	1	2	-1
20	F	STELLA Igor	M	2	0	0	0	0	-2
25	F	TORELLA Francesco	M	2	0	0	0	0	-3
27	F	ANDREONI Alessandro	M	2	0	0	0	2	-4
62	F	DEPAOLI Christoph	M	2	2	0	2	0	-3
82	GK	KASSLATTER Julian	M	1	0	0	0	0	
84	D	KERSCHBAUMER Stefan	M	1	0	0	0	0	-3

Head Coach: da RIN de LORENZO Massimo

## Linesmen

NEDELJKOVIC Ivan (SRB) , VANEK Jan (CZE)

Team: SVK

No.	Name	Gen	GP	MIP	GA	SVS	SOG	SVS%	GAA
18	LEPACEK Eduard	M	2	89:07	10	44	54	81.48	5.05
21	PASTUCHA Miroslav	M	2	00:00	0	0	0	0.00	0.00

Team: SVK (white)

No.	Pos.	Name	Gen	GP	G	A	PTS	PIM	+/-
7	F	STASAK Miroslav	M	2	0	0	0	2	-5
10	D	STIT Peter	M	2	0	0	0	2	-1
11	F	LIGDA Marian	M	2	0	0	0	0	0
18	GK	LEPACEK Eduard	M	2	0	0	0	0	
21	GK	PASTUCHA Miroslav	M	2	0	0	0	0	
25	F	JOPPA Martin	M	2	2	0	2	2	0
27	D	KASCAK Peter	M	2	0	0	0	0	-1
30	D	FOJTIK Erik	M	2	0	0	0	6	-2
44	F	TURIC Robert	M	2	0	0	0	0	-3
45	F	VECEREK Milos	M	2	0	0	0	2	-4
66	D	FERENCIK Slavomir	M	2	0	0	0	0	-3
98	F	KORMAN David	M	2	0	0	0	0	0

Head Coach: BIELECKA Radoslav

## Legend:

<b>A</b> Assists	<b>D</b> Defence	<b>F</b> Forward	<b>G</b> Goals
<b>GA</b> Goals against	<b>GAA</b> Goals against as average per 45 minutes	<b>Gen</b> Gender	<b>GK</b> Goalkeeper
<b>GP</b> Games played	<b>M</b> Male	<b>MIP</b> Minutes and seconds played	<b>No.</b> Jersey number
<b>PIM</b> Penalties in minutes	<b>Pos.</b> Position	<b>PTS</b> Points	<b>SOG</b> Shots on goal
<b>SVS</b> Saves	<b>SVS%</b> Saves in percentage	<b>+/-</b> Plus/minus net	



TUE 22 JUN 2021

Start Time 17:30

Preliminary Round - Group B, Game 11

Mixed



## Line-ups

## ITA - SVK

## Referee

LUTHCKE Owe (NOR)

## Linesmen

NEDELJKOVIC Ivan (SRB) , VANEK Jan (CZE)

## Goalkeepers

Team: ITA

No.	Name	Gen
82	KASSLATTER Julian	M
15	ARAUDO Gabriele	M

## Team Line-ups

Team: ITA (blue)

No.	Pos.	Name	Gen
2	D	ENDERLE Alex	M
3	D	ROSA Gianluigi	M
5	F	PLANKER Florian +A	M
11	F	LARCH Nils	M
62	F	DEPAOLI Christoph	M
6	D	CAVALIERE Gian Luca +C	M
8	D	RADICE Roberto	M
18	D	MACRI Andrea +A	M
9	F	KALEGARIS Sandro	M
27	F	ANDREONI Alessandro	M
84	D	KERSCHBAUMER Stefan	M
4	F	REMOTTI MARNINI Matteo	M
25	F	TORELLA Francesco	M

Head Coach: da RIN de LORENZO Massimo

## NOT DRESSED:

20	F	STELLA Igor	M
----	---	-------------	---

Team: SVK

No.	Name	Gen
18	LEPACEK Eduard	M
21	PASTUCHA Miroslav	M

Team: SVK (white)

No.	Pos.	Name	Gen
30	D	FOJTIK Erik	M
66	D	FERENCIK Slavomir +A	M
11	F	LIGDA Marian +C	M
25	F	JOPPA Martin +A	M
98	F	KORMAN David	M
10	D	STIT Peter	M
27	D	KASCAK Peter	M
7	F	STASAK Miroslav	M
44	F	TURIC Robert	M
45	F	VECEREK Milos	M

Head Coach: BIELECKA Radoslav

## Legend:

<b>D</b>	Defence	<b>F</b>	Forward	<b>Gen</b>	Gender	<b>M</b>	Male
<b>No.</b>	Jersey number	<b>Pos.</b>	Position	<b>+A</b>	Assistant captain	<b>+C</b>	Captain



**TUE 22 JUN 2021**  
Start Time 17:30

**Preliminary Round - Group B, Game 11**

**Mixed**



## Graphical Line-ups

### ITA - SVK

**Referee**

LUTHCKE Owe (NOR)

**Linesmen**

NEDELJKOVIC Ivan (SRB) , VANEK Jan (CZE)

**Team:** ITA - Italy (blue)

**Head Coach:** da RIN de LORENZO Massimo

<b>S1</b> 82 KASSLATTER Julian		
15 ARAUDO Gabriele		
<b>S2</b> 2 ENDERLE Alex	<b>S3</b> 5 PLANKER Florian +A	
<b>S5</b> 11 LARCH Nils	<b>S4</b> 3 ROSA Gianluigi	<b>S6</b> 62 DEPAOLI Christoph
18 MACRI Andrea +A		6 CAVALIERE Gian Luca +C
8 RADICE Roberto	27 ANDREONI Alessandro	9 KALEGARIS Sandro
84 KERSCHBAUMER Stefan		
25 TORELLA Francesco	4 REMOTTI MARNINI Matteo	

**Team:** SVK - Slovakia (white)

**Head Coach:** BIELECKA Radoslav

<b>S1</b> 18 LEPAEK Eduard		
21 PASTUCHA Miroslav		
<b>S3</b> 66 FERENCIK Slavomir +A	<b>S2</b> 30 FOJTIK Erik	
<b>S6</b> 98 KORMAN David	<b>S4</b> 11 LIGDA Marian +C	<b>S5</b> 25 JOPPA Martin +A
10 STIT Peter		27 KASCAK Peter
45 VECEREK Milos	7 STASAK Miroslav	44 TURIC Robert

**Legend:**

**Sn** Starting position

**+A** Assistant captain

**+C** Captain



TUE 22 JUN 2021

Start Time 17:30

End Time 19:21

Mixed

Preliminary Round - Group B, Game 11



## Game Summary

ITA - SVK 1 - 3 (0 - 0, 0 - 1, 1 - 2)

Spectators	Referee	Linesmen
134	LUTHCKE Owe (NOR)	NEDELJKOVIC Ivan (SRB) , VANEK Jan (CZE)

## Team Statistics

Period	Score	SVS	SOG	PIM	TPP	PPG	SHG
1	0 : 0	6 : 7	7 : 6	2 : 0	00:00 : 02:00	0 : 0	0 : 0
2	0 : 1	5 : 8	8 : 6	0 : 6	04:00 : 00:00	0 : 0	0 : 0
3	1 : 2	2 : 5	6 : 4	0 : 2	03:53 : 00:00	1 : 0	0 : 0
<b>Total</b>	<b>1 : 3</b>	<b>13 : 20</b>	<b>21 : 16</b>	<b>2 : 8</b>	<b>07:53 : 02:00</b>	<b>1 : 0</b>	<b>0 : 0</b>

## 1st Period

Action	Time	ET/Res	Team	Type	No.	Name	(G) Name of Assistant(s) / Action Description
GK	00:00		ITA		82	KASSLATTER J	- Goalkeeper in
GK	00:00		SVK		18	LEPACEK E	- Goalkeeper in
Penalty	09:47	11:47	ITA	2 min.	6	CAVALIERE GL	- Interference

## 2nd Period

Action	Time	ET/Res	Team	Type	No.	Name	(G) Name of Assistant(s) / Action Description
Penalty	16:42	18:42	SVK	2 min.	7	STASAK M	- Teeing
Penalty	24:49	26:49	SVK	2 min.	10	STIT P	- Charging
<b>Goal</b>	<b>28:40</b>	<b>0 : 1</b>	<b>SVK</b>	<b>EQ</b>	<b>25</b>	<b>JOPPA M</b>	(3) 7 STASAK M On Ice ITA 82 2 6 8 11 62 SVK 18 7 25 27 66 98
Penalty	30:00	31:53	SVK	2 min.	27	KASCAK P	- Roughing

## 3rd Period

Action	Time	ET/Res	Team	Type	No.	Name	(G) Name of Assistant(s) / Action Description
<b>Goal</b>	<b>31:53</b>	<b>1 : 1</b>	<b>ITA</b>	<b>PP1</b>	<b>9</b>	<b>KALEGARIS S</b>	(1) 18 MACRI A On Ice ITA 82 3 5 9 11 18 SVK 18 7 10 30 45 *
<b>Goal</b>	<b>32:51</b>	<b>1 : 2</b>	<b>SVK</b>	<b>EQ</b>	<b>45</b>	<b>VECEREK M</b>	(1) 25 JOPPA M On Ice ITA 82 6 8 18 27 62 SVK 18 11 25 27 30 45
Penalty	40:16	42:16	SVK	2 min.	11	LIGDA M	- Teeing
<b>Goal</b>	<b>42:17</b>	<b>1 : 3</b>	<b>SVK</b>	<b>EQ</b>	<b>45</b>	<b>VECEREK M</b>	(2) 98 KORMAN D On Ice ITA 82 3 5 9 11 18 SVK 18 11 25 30 45 98
GK	45:00		ITA				82 KASSLATTER J - Goalkeeper out
GK	45:00		SVK				18 LEPACEK E - Goalkeeper out

## Goalkeeper Records

Team : ITA - Italy

No.	Name	SOG	SVS	MIP
82	KASSLATTER Julian	16	13	45:00
15	ARAUDO Gabriele			

Team : SVK - Slovakia

No.	Name	SOG	SVS	MIP
18	LEPACEK Eduard	21	20	45:00
21	PASTUCHA Miroslav			

## Game Statistics

Team : ITA (blue)

Head Coach : da RIN de LORENZO Massimo

No.	Pos.	Name	Gen	G	A	P	PIM	FO+	FO-	FO+/-	FO%	Shots on Goal					+/-
												1	2	3	OT	TS	
2	D	ENDERLE Alex	M	0	0	0	0	0	0	0	0.00	0	0	1	1	-1	
3	D	ROSA Gianluigi	M	0	0	0	0	4	4	0	50.00	1	0	1	2	-1	
5	F	PLANKER Florian +A	M	0	0	0	0	11	6	5	64.71	1	2	0	3	-1	
11	F	LARCH Nils	M	0	0	0	0	5	3	2	62.50	1	0	0	1	-2	
62	F	DEPAOLI Christoph	M	0	0	0	0	2	0	2	100.00	0	1	0	1	-2	
6	D	CAVALIERE Gian Luca +C	M	0	0	0	2	0	0	0	0.00	0	1	0	1	-2	
8	D	RADICE Roberto	M	0	0	0	0	1	1	0	50.00	2	0	0	2	-2	
9	F	KALEGARIS Sandro (BP)	M	1	0	1	0	0	0	0	0.00	0	3	2	5	-1	
18	D	MACRI Andrea +A	M	0	1	1	0	0	1	-1	0.00	0	1	1	2	-2	
27	F	ANDREONI Alessandro	M	0	0	0	0	3	8	-5	27.27	0	0	0	0	-1	



TUE 22 JUN 2021

Start Time 17:30

End Time 19:21

Preliminary Round - Group B, Game 11



Mixed

Head Coach : da RIN de LORENZO Massimo

No.	Pos.	Name	Gen	G	A	P	PIM	FO+	FO-	FO+/-	FO%	Shots on Goal					+/-
												1	2	3	OT	TS	
4	F	REMOTTI MARNINI Matteo	M	0	0	0	0	0	0	0	0.00	2	0	0		2	0
25	F	TORELLA Francesco	M	0	0	0	0	0	0	0	0.00	0	0	1		1	0
84	D	KERSCHBAUMER Stefan	M	0	0	0	0	0	0	0	0.00	0	0	0		0	0
15	GK	ARAUDO Gabriele	M	0	0	0	0					0	0	0		0	
82	GK	KASSLATTER Julian	M	0	0	0	0					0	0	0		0	
<b>Total</b>				<b>1</b>	<b>1</b>	<b>2</b>	<b>2</b>	<b>26</b>	<b>23</b>	<b>3</b>	<b>53.06</b>	<b>7</b>	<b>8</b>	<b>6</b>		<b>21</b>	

Team : SVK (white)

Head Coach : BIELECKA Radoslav

No.	Pos.	Name	Gen	G	A	P	PIM	FO+	FO-	FO+/-	FO%	Shots on Goal					+/-
												1	2	3	OT	TS	
11	F	LIGDA Marian +C	M	0	0	0	2	13	11	2	54.17	1	0	0		1	+2
25	F	JOPPA Martin +A	M	1	1	2	0	4	4	0	50.00	0	5	0		5	+3
30	D	FOJTIK Erik	M	0	0	0	0	0	0	0	0.00	2	0	1		3	+2
66	D	FERENCIK Slavomir +A	M	0	0	0	0	0	1	-1	0.00	0	0	0		0	+1
98	F	KORMAN David	M	0	1	1	0	0	1	-1	0.00	0	0	0		0	+2
7	F	STASAK Miroslav	M	0	1	1	2	5	6	-1	45.45	1	0	0		1	+1
10	D	STIT Peter	M	0	0	0	2	0	0	0	0.00	0	0	0		0	0
27	D	KASCAK Peter	M	0	0	0	2	0	0	0	0.00	0	0	0		0	+2
44	F	TURIC Robert	M	0	0	0	0	0	0	0	0.00	0	0	0		0	0
45	F	VECEREK Milos	M	2	0	2	0	1	3	-2	25.00	2	1	3		6	+2
18	GK	LEPACEK Eduard (BP)	M	0	0	0	0					0	0	0		0	
21	GK	PASTUCHA Miroslav	M	0	0	0	0					0	0	0		0	
<b>Total</b>				<b>3</b>	<b>3</b>	<b>6</b>	<b>8</b>	<b>23</b>	<b>26</b>	<b>-3</b>	<b>46.94</b>	<b>6</b>	<b>6</b>	<b>4</b>		<b>16</b>	

## Group B

R	Team	GP	W	OTW	OTL	L	GDF	GF : GA	PTS
1	RPC	3	3	0	0	0	+33	34 : 1	9
2	NOR	3	1	1	0	1	-15	8 : 23	5
3	SVK	3	1	0	0	2	-6	5 : 11	3
4	ITA	3	0	0	1	2	-12	4 : 16	1

	ITA	NOR	RPC	SVK
ITA	*****	3:4	0:9	1:3
NOR	4:3	*****	1:18	3:2
RPC	9:0	18:1	*****	7:0
SVK	3:1	2:3	0:7	*****

## Legend:

<b>(G)</b> Goals in tournament	<b>*</b> does not count for Plus/minus	<b>+/-</b> Plus/minus net	<b>+A</b> Assistant captain
<b>+C</b> Captain	<b>A</b> Assists	<b>D</b> Defence	<b>EQ</b> Equal strength
<b>ET/Res</b> Penalty end time/Result of game	<b>F</b> Forward	<b>FO-</b> Face-offs lost	<b>FO%</b> Face-offs won as percentage
<b>FO+</b> Face-offs won	<b>FO+/-</b> Face-offs net	<b>G</b> Goals	<b>GA</b> Goals against
<b>GDF</b> Goal difference	<b>Gen</b> Gender	<b>GF</b> Goals for	<b>GK</b> Goalkeeper
<b>GP</b> Games played	<b>L</b> Losses	<b>M</b> Male	<b>MIP</b> Minutes in play (GK)
<b>No.</b> Jersey number	<b>OT</b> Overtime	<b>OTL</b> Overtime losses	<b>OTW</b> Overtime wins
<b>P</b> Points	<b>PIM</b> Penalties in minutes	<b>Pos.</b> Position	<b>PP1</b> Power play - 1 player
<b>PPG</b> Power play goals	<b>PTS</b> Points	<b>R</b> Rank	<b>SHG</b> Shorthanded goals
<b>SOG</b> Shots on goal	<b>SVS</b> Saves	<b>TPP</b> Time on power play	<b>TS</b> Total shots
<b>W</b> Wins			



TUE 22 JUN 2021  
Start Time 17:30

Preliminary Round - Group B, Game 11



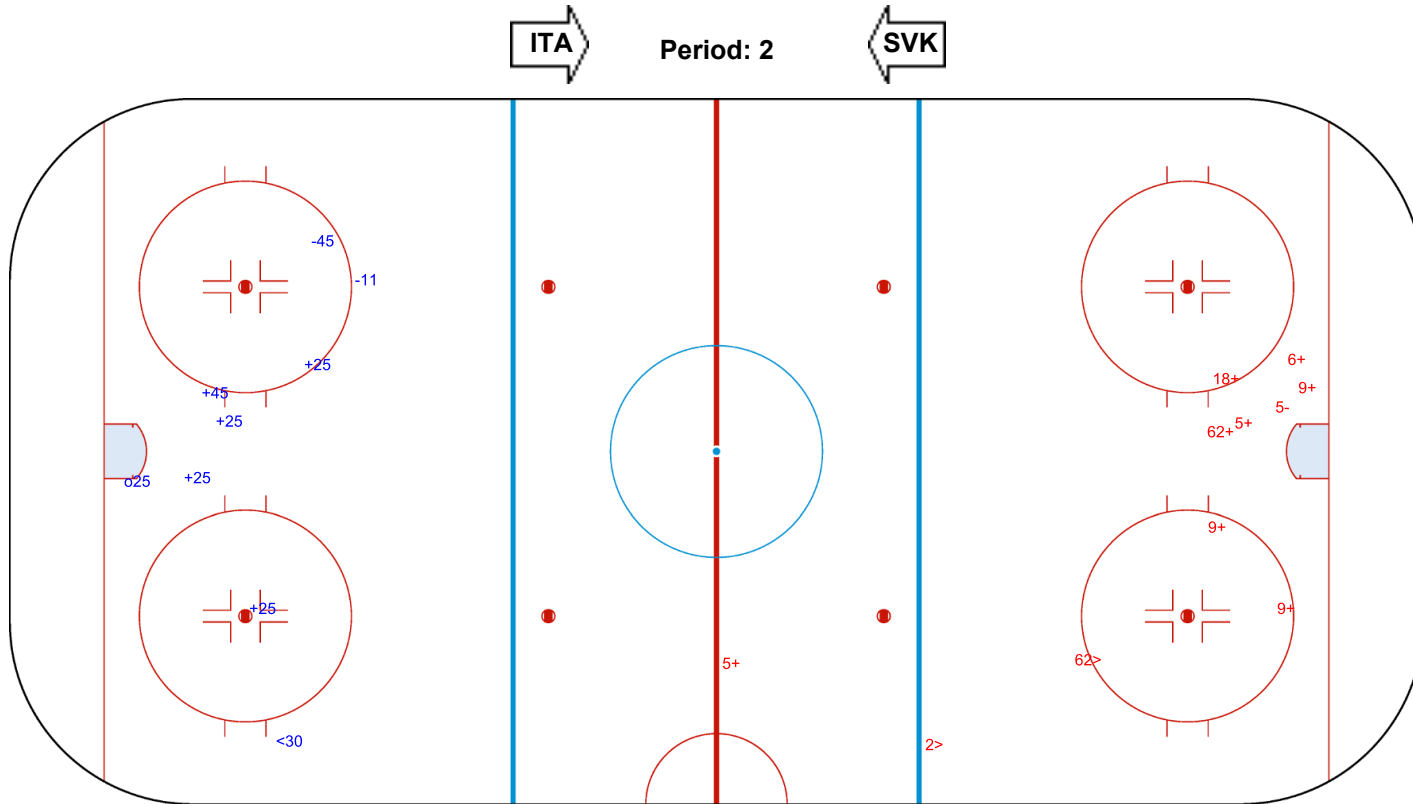
Shot Chart  
ITA - SVK

Shots by SVK  
Goals (o): 1    SSG (+): 5  
SSP (<): 1    SPG (-): 2

Shots by ITA  
Goals (o): 0    SSG (+): 8  
SSP (>): 2    SPG (-): 1

GK 82 of ITA

GK 18 of SVK



Legend:	
<b>GK</b>	Goalkeeper
<b>SPG</b>	Shots past goal
<b>SSG</b>	Shots saved by goalkeeper
<b>SSP</b>	Shots saved by player



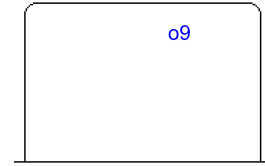
TUE 22 JUN 2021  
Start Time 17:30

Preliminary Round - Group B, Game 11



Shot Chart  
ITA - SVK

Shots by ITA  
Goals (o): 1      SSG (+): 5  
SSP (-): 5      SPG (-): 3



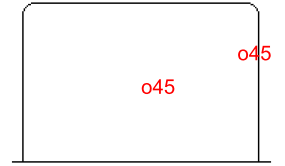
GK 18 of SVK



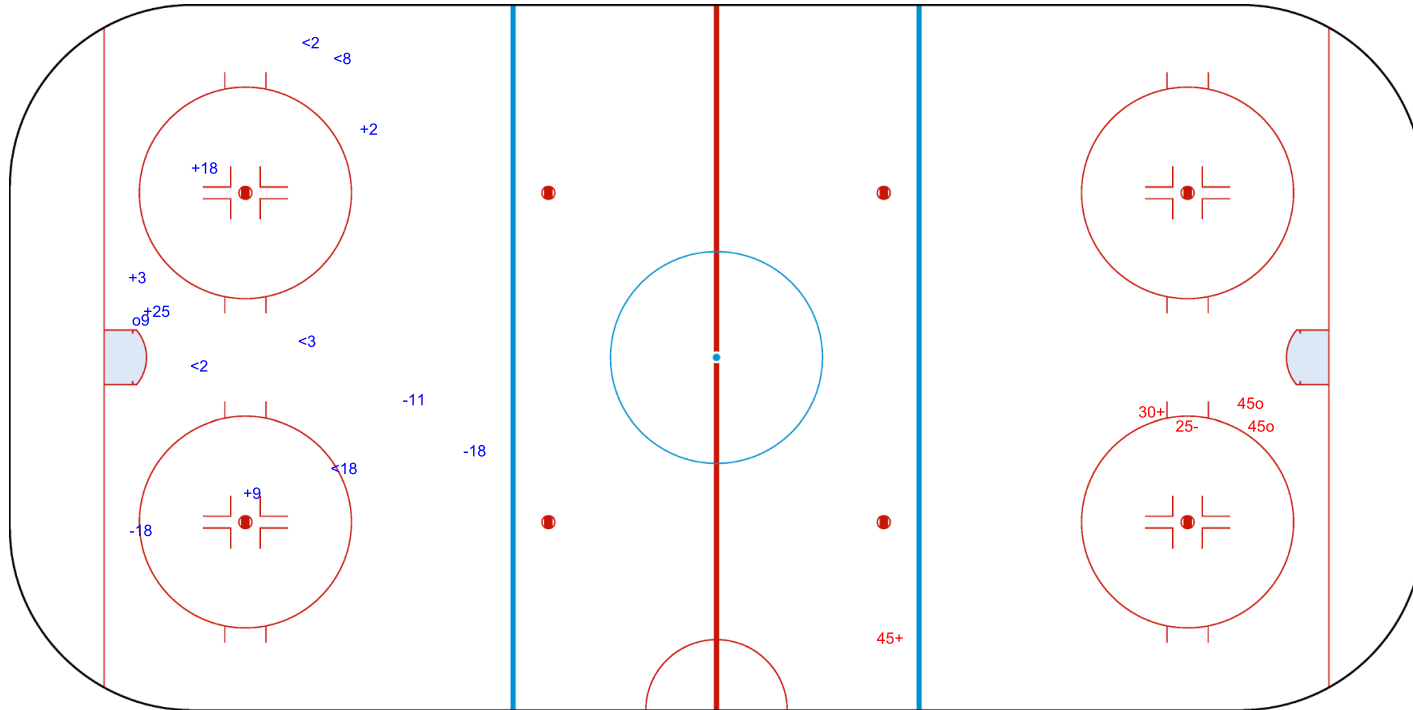
Period: 3



Shots by SVK  
Goals (o): 2      SSG (+): 2  
SSP (>): 0      SPG (-): 1



GK 82 of ITA



Legend:	
<b>GK</b>	Goalkeeper
<b>SPG</b>	Shots past goal
<b>SSG</b>	Shots saved by goalkeeper
<b>SSP</b>	Shots saved by player



TUE 22 JUN 2021  
Start Time 17:30

Preliminary Round - Group B, Game 11

Mixed



## Face-off Chart

### ITA - SVK

#### PERIOD 1

	ITA		SVK		ITA		SVK		Total wins all zones				
	Def. zone	Att. zone	Neutral zone	Neutral zone	Att. zone	Def. zone	Att. zone	Def. zone					
	-27	+11	-3	+11	-27	+11	-27	+11	<table border="1"> <thead> <tr> <th>ITA</th> <th>SVK</th> </tr> </thead> <tbody> <tr> <td>8 / 47%</td> <td>9 / 53%</td> </tr> </tbody> </table>	ITA	SVK	8 / 47%	9 / 53%
ITA	SVK												
8 / 47%	9 / 53%												
	-27	+11	+11	-11	-27	+11	-27	+11					
	-18	+11	-8	+7	+62	-45	+3	-11					
	-27	+11			+3	-11	+3	-11					
	-11	+7			+62	-45	+3	-11					
	+27	-11			+3	-11	+3	-7					
Total wins / period	1 / 17%	5 / 83%	1 / 33%	2 / 67%	6 / 75%	2 / 25%							

#### PERIOD 2

	ITA		SVK		ITA		SVK		Total wins all zones				
	Def. zone	Att. zone	Neutral zone	Neutral zone	Att. zone	Def. zone	Att. zone	Def. zone					
	+5	-11	-3	+11	+27	-7	+5	-11	<table border="1"> <thead> <tr> <th>ITA</th> <th>SVK</th> </tr> </thead> <tbody> <tr> <td>6 / 43%</td> <td>8 / 57%</td> </tr> </tbody> </table>	ITA	SVK	6 / 43%	8 / 57%
ITA	SVK												
6 / 43%	8 / 57%												
	-5	+11	-5	+45	+5	-11	-5	+25					
	+5	-25	-27	+25	-5	+25	-3	+11					
	-27	+25	-3	+11	-3	+11	+11	-25					
	+5	-25			+11	-25							
Total wins / period	3 / 60%	2 / 40%	0 / 0%	4 / 100%	3 / 60%	2 / 40%							

#### PERIOD 3

	ITA		SVK		ITA		SVK		Total wins all zones				
	Def. zone	Att. zone	Neutral zone	Neutral zone	Att. zone	Def. zone	Att. zone	Def. zone					
	+11	-66	+5	-11	-5	+7	+5	-11	<table border="1"> <thead> <tr> <th>ITA</th> <th>SVK</th> </tr> </thead> <tbody> <tr> <td>12 / 67%</td> <td>6 / 33%</td> </tr> </tbody> </table>	ITA	SVK	12 / 67%	6 / 33%
ITA	SVK												
12 / 67%	6 / 33%												
	-11	+7	+5	-7	+8	-11	-5	+25					
	-11	+11	+27	-11	-5	+25	+5	-7					
			+11	-7	+5	-7	+5	-7					
			-5	+11	+5	-7	+5	-98					
			+5	-25	+5	-7	+5	-98					
			+5	-45	+11	-11	+11	-11					
			-27	+7									
Total wins / period	1 / 33%	2 / 67%	6 / 75%	2 / 25%	5 / 71%	2 / 29%							

#### TOTAL

	ITA		SVK		ITA		SVK		Total wins all zones				
	Def. zone	Att. zone	Neutral zone	Neutral zone	Att. zone	Def. zone	Att. zone	Def. zone					
Total wins / game	5 / 36%	9 / 64%	7 / 47%	8 / 53%	14 / 70%	6 / 30%			<table border="1"> <thead> <tr> <th>ITA</th> <th>SVK</th> </tr> </thead> <tbody> <tr> <td>26 / 53%</td> <td>23 / 47%</td> </tr> </tbody> </table>	ITA	SVK	26 / 53%	23 / 47%
ITA	SVK												
26 / 53%	23 / 47%												





**TUE 22 JUN 2021**  
Start Time 17:30

**Preliminary Round - Group B, Game 11**

**Mixed**



### HEAD TO HEAD

		SVK										
	No.	7	11	25	45	66	98	Tot	wins ITA	Dz	Nz	Az
ITA	3	1 - 0	3 - 4					8	4 50%		0 0%	4 80%
	5	3 - 1	3 - 2	3 - 2	1 - 1		1 - 0	17	11 65%	3 75%	4 67%	4 57%
	8	0 - 1	1 - 0					2	1 50%		0 0%	1 100%
	11	1 - 2	2 - 1	1 - 0			1 - 0	8	5 63%	1 25%	2 100%	2 100%
	18		0 - 1					1	0 0%	0 0%		
	27	1 - 1	2 - 5	0 - 2				11	3 27%	1 20%	1 33%	1 33%
	62					2 - 0		2	2 100%			
	<b>Tot</b>	11	24	8	4	1	1	49	26 53%	5 36%	7 47%	14 70%
	<b>wins SVK</b>	5 45%	13 54%	4 50%	1 25%	0 0%	0 0%	23 47%				
	<b>Dz</b>	1 20%	3 33%	2 67%	0 0%		0 0%	6 30%				
	<b>Nz</b>	2 50%	4 57%	1 50%	1 50%			8 53%				
	<b>Az</b>	2 100%	6 75%	1 33%			0 0%	9 64%				

**Legend:**

**Az** Attacking zone    **Dz** Defending zone    **No.** Jersey number    **Nz** Neutral zone    **Tot** Total face-offs played



TUE 22 JUN 2021

Start Time 20:45

Preliminary Round - Group A, Game 12

Mixed



## Game Roster

## USA - KOR

## Referee

RAPAK Martin (CZE)

## Goalkeepers

Team: USA

No.	Name	Gen	GP	MIP	GA	SVS	SOG	SVS%	GAA
32	LEE Jen	M	2	45:00	0	1	1	100.00	0.00
34	CASH Steve	M	2	44:13	2	7	9	77.78	2.04

## Team Roster

Team: USA (blue)

No.	Pos.	Name	Gen	GP	G	A	PTS	PIM	+/-
3	D	DEQUEBEC Ralph	M	1	0	0	0	2	0
4	F	ROYBAL Brody	M	2	2	0	2	0	+3
8	D	WALLACE Jack	M	2	2	0	2	4	+3
9	F	DODSON Travis	M	2	0	1	1	0	+2
11	F	WOODKE Joseph	M	2	0	0	0	0	+2
15	F	ZYCH Kyle	M	1	0	0	0	0	+1
16	F	FARMER Declan	M	2	0	0	0	0	+1
17	D	DOUGLAS Christopher	M	2	1	0	1	0	+1
22	F	GROVE Noah	M	1	0	1	1	0	+1
23	F	ROMAN Rico	M	2	0	1	1	2	+1
24	F	MISIEWICZ Joshua	M	2	0	0	0	2	+2
27	D	PAULS Josh	M	2	0	2	2	0	+4
32	GK	LEE Jen	M	2	0	0	0	0	
34	GK	CASH Steve	M	2	0	0	0	0	
37	D	EUSTACE David	M	2	0	0	0	0	+2
40	F	HARGIS Josh	M	2	0	0	0	0	+1
88	F	McKEE Kevin	M	1	0	0	0	0	+1

Head Coach: HOFF David

## Linesmen

FAZEKAS Tibor (SRB) , RUNDSTROM Tony (SWE)

Team: KOR

No.	Name	Gen	GP	MIP	GA	SVS	SOG	SVS%	GAA
31	YU Man Gyun	M	2	45:00	8	20	28	71.43	8.00
32	LEE Jae Woong	M	2	45:00	0	18	18	100.00	0.00

Team: KOR (white)

No.	Pos.	Name	Gen	GP	G	A	PTS	PIM	+/-
1	F	LEE Jun Yong	M	1	0	0	0	0	-4
3	F	RYU Jee Hyun	M	2	1	0	1	0	0
7	D	CHOI Kwang Hyouk	M	2	0	0	0	0	-3
9	F	CHOI Si Woo	M	2	0	0	0	4	-1
10	D	CHO Young Jae	M	2	0	0	0	2	-2
12	D	KIM Young Sung	M	2	0	0	0	2	-1
14	F	JUNG Seung Hwan	M	2	1	0	1	2	-1
20	D	JANG Dong Shin	M	2	0	1	1	0	-4
27	F	CHO Byeong Seok	M	2	0	0	0	0	-1
28	F	LEE Jong Kyung	M	2	0	0	0	2	-1
31	GK	YU Man Gyun	M	2	0	0	0	0	
32	GK	LEE Jae Woong	M	2	0	0	0	0	
39	D	CHOI Hyuk Jun	M	0	0	0	0	0	0
51	F	KIM Sang Lak	M	1	0	0	0	0	0
55	F	JANG Jong Ho	M	2	0	0	0	2	-1
88	F	PARK Sang Hyeon	M	2	0	0	0	0	-3

Head Coach: HAN Min Su

## Legend:

<b>A</b> Assists	<b>D</b> Defence	<b>F</b> Forward	<b>G</b> Goals
<b>GA</b> Goals against	<b>GAA</b> Goals against as average per 45 minutes	<b>Gen</b> Gender	<b>GK</b> Goalkeeper
<b>GP</b> Games played	<b>M</b> Male	<b>MIP</b> Minutes and seconds played	<b>No.</b> Jersey number
<b>PIM</b> Penalties in minutes	<b>Pos.</b> Position	<b>PTS</b> Points	<b>SOG</b> Shots on goal
<b>SVS</b> Saves	<b>SVS%</b> Saves in percentage	<b>+/-</b> Plus/minus net	



**TUE 22 JUN 2021**  
Start Time 20:45

**Preliminary Round - Group A, Game 12**

**Mixed**



## Line-ups

### USA - KOR

#### Referee

RAPAK Martin (CZE)

#### Linesmen

FAZEKAS Tibor (SRB) , RUNDSTROM Tony (SWE)

#### Goalkeepers

**Team:** USA

No.	Name	Gen
34	CASH Steve	M
32	LEE Jen	M

**Team:** KOR

No.	Name	Gen
32	LEE Jae Woong	M
31	YU Man Gyun	M

#### Team Line-ups

**Team:** USA (blue)

No.	Pos.	Name	Gen
3	D	DEQUEBEC Ralph	M
27	D	PAULS Josh +C	M
16	F	FARMER Declan +A	M
22	F	GROVE Noah	M
24	F	MISIEWICZ Joshua	M
8	D	WALLACE Jack	M
4	F	ROYBAL Brody	M
9	F	DODSON Travis	M
11	F	WOODKE Joseph	M
88	F	McKEE Kevin	M
37	D	EUSTACE David	M
15	F	ZYCH Kyle	M
23	F	ROMAN Rico +A	M

**Team:** KOR (white)

No.	Pos.	Name	Gen
7	D	CHOI Kwang Hyouk	M
20	D	JANG Dong Shin	M
14	F	JUNG Seung Hwan	M
27	F	CHO Byeong Seok +A	M
28	F	LEE Jong Kyung	M
10	D	CHO Young Jae +A	M
12	D	KIM Young Sung	M
3	F	RYU Jee Hyun	M
9	F	CHOI Si Woo	M
55	F	JANG Jong Ho +C	M
1	F	LEE Jun Yong	M
51	F	KIM Sang Lak	M
88	F	PARK Sang Hyeon	M

**Head Coach:** HOFF David

**Head Coach:** HAN Min Su

#### NOT DRESSED:

17	D	DOUGLAS Christopher	M
40	F	HARGIS Josh	M

#### NOT DRESSED:

39	D	CHOI Hyuk Jun	M
----	---	---------------	---

#### Legend:

<b>D</b>	Defence	<b>F</b>	Forward	<b>Gen</b>	Gender	<b>M</b>	Male
<b>No.</b>	Jersey number	<b>Pos.</b>	Position	<b>+A</b>	Assistant captain	<b>+C</b>	Captain



**TUE 22 JUN 2021**  
Start Time 20:45

**Preliminary Round - Group A, Game 12**

**Mixed**



## Graphical Line-ups

### USA - KOR

**Referee**

RAPAK Martin (CZE)

**Linesmen**

FAZEKAS Tibor (SRB) , RUNDSTROM Tony (SWE)

**Team:** USA - USA (blue)

**Head Coach:** HOFF David

S1 34 CASH Steve		
32 LEE Jen		
S3 27 PAULS Josh +C	S2 3 DEQUEBEC Ralph	
S4 16 FARMER Declan +A	S6 24 MISIEWICZ Joshua	S5 22 GROVE Noah
11 WOODKE Joseph		8 WALLACE Jack
4 ROYBAL Brody	9 DODSON Travis	88 McKEE Kevin
15 ZYCH Kyle	23 ROMAN Rico +A	37 EUSTACE David

**Team:** KOR - Korea (white)

**Head Coach:** HAN Min Su

S1 32 LEE Jae Woong		
31 YU Man Gyun		
20 JANG Dong Shin		7 CHOI Kwang Hyouk
28 LEE Jong Kyung	27 CHO Byeong Seok +A	14 JUNG Seung Hwan
S3 12 KIM Young Sung	S2 10 CHO Young Jae +A	
S4 3 RYU Jee Hyun	S6 55 JANG Jong Ho +C	S5 9 CHOI Si Woo
51 KIM Sang Lak	88 PARK Sang Hyeon	1 LEE Jun Yong

**Legend:**

**Sn** Starting position      **+A** Assistant captain      **+C** Captain



TUE 22 JUN 2021

Start Time 20:45

End Time 22:34

Mixed

Preliminary Round - Group A, Game 12



## Game Summary

USA - KOR 8 - 0 (3 - 0 , 4 - 0 , 1 - 0)

Spectators	Referee	Linesmen
157	RAPAK Martin (CZE)	FAZEKAS Tibor (SRB) , RUNDSTROM Tony (SWE)

## Team Statistics

Period	Score	SVS	SOG	PIM	TPP	PPG	SHG
1	3 : 0	1 : 6	9 : 1	0 : 4	02:15 : 00:00	1 : 0	0 : 0
2	4 : 0	0 : 9	13 : 0	0 : 8	05:47 : 00:00	2 : 0	0 : 0
3	1 : 0	1 : 9	10 : 1	4 : 0	01:10 : 03:41	0 : 0	1 : 0
<b>Total</b>	<b>8 : 0</b>	<b>2 : 24</b>	<b>32 : 2</b>	<b>4 : 12</b>	<b>09:31 : 03:41</b>	<b>3 : 0</b>	<b>1 : 0</b>

## 1st Period

Action	Time	ET/Res	Team	Type	No.	Name	(G)	Name of Assistant(s) / Action Description
GK	00:00		USA		34	CASH S		- Goalkeeper in
GK	00:00		KOR		32	LEE JW		- Goalkeeper in
Penalty	06:00	06:54	KOR	2 min.	28	LEE JK		- Teeing
<b>Goal</b>	<b>06:54</b>	<b>1 : 0</b>	<b>USA</b>	<b>PP1</b>	<b>4</b>	<b>ROYBAL B</b>	(3)	16 FARMER D 8 WALLACE J On Ice USA 34 4 8 16 24 27 KOR 32 7 14 20 27 *
<b>Goal</b>	<b>10:05</b>	<b>2 : 0</b>	<b>USA</b>	<b>EQ</b>	<b>4</b>	<b>ROYBAL B</b>	(4)	23 ROMAN R 88 McKEE K On Ice USA 34 4 8 11 23 27 KOR 32 7 14 20 27 28
<b>Goal</b>	<b>13:01</b>	<b>3 : 0</b>	<b>USA</b>	<b>EQ</b>	<b>88</b>	<b>McKEE K</b>	(1)	9 DODSON T On Ice USA 34 4 8 9 11 88 KOR 32 3 9 10 12 55
Penalty	13:39	15:39	KOR	2 min.	3	RYU JH		- Roughing

## 2nd Period

Action	Time	ET/Res	Team	Type	No.	Name	(G)	Name of Assistant(s) / Action Description
Penalty	18:46	20:15	KOR	2 min.	12	KIM YS		- Teeing
<b>Goal</b>	<b>20:15</b>	<b>4 : 0</b>	<b>USA</b>	<b>PP1</b>	<b>23</b>	<b>ROMAN R</b>	(1)	27 PAULS J 8 WALLACE J On Ice USA 34 8 16 23 27 37 KOR 32 3 10 20 55 *
Penalty	24:30	25:56	KOR	2 min.	10	CHO YJ		- Interference
Penalty	25:38	27:38	KOR	2 min.	-	Team penalty		- Too Many Men / Served by: 7 CHOI KH
<b>Goal</b>	<b>25:56</b>	<b>5 : 0</b>	<b>USA</b>	<b>PP2</b>	<b>4</b>	<b>ROYBAL B</b>	(5)	27 PAULS J 34 CASH S On Ice USA 34 3 4 9 27 88 KOR 32 9 12 55 *
<b>Goal</b>	<b>28:02</b>	<b>6 : 0</b>	<b>USA</b>	<b>EQ</b>	<b>24</b>	<b>MISIEWICZ J</b>	(1)	16 FARMER D On Ice USA 34 8 11 16 22 24 KOR 32 1 10 12 51 88
<b>Goal</b>	<b>29:07</b>	<b>7 : 0</b>	<b>USA</b>	<b>EQ</b>	<b>4</b>	<b>ROYBAL B</b>	(6)	88 McKEE K On Ice USA 34 3 4 9 27 88 KOR 32 7 14 20 27 28
Penalty	29:29	31:29	KOR	2 min.	12	KIM YS		- Teeing

## 3rd Period

Action	Time	ET/Res	Team	Type	No.	Name	(G)	Name of Assistant(s) / Action Description
Penalty	31:10	33:10	USA	2 min.	8	WALLACE J		- Tripping
Penalty	37:01	39:01	USA	2 min.	-	Team penalty		- Too Many Men / Served by: 88 McKEE K
<b>Goal</b>	<b>37:51</b>	<b>8 : 0</b>	<b>USA</b>	<b>SH1</b>	<b>9</b>	<b>DODSON T</b>	(1)	4 ROYBAL B On Ice USA 34 4 9 11 27 KOR 32 10 12 14 27 28
GK	45:00		USA					34 CASH S - Goalkeeper out
GK	45:00		KOR					32 LEE JW - Goalkeeper out

## Goalkeeper Records

Team : USA - USA

No.	Name	SOG	SVS	MIP
34	CASH Steve	2	2	45:00
32	LEE Jen			

Team : KOR - Korea

No.	Name	SOG	SVS	MIP
32	LEE Jae Woong	32	24	45:00
31	YU Man Gyun			

## Game Statistics

Team : USA (blue)



TUE 22 JUN 2021

Start Time 20:45

End Time 22:34

Mixed

Preliminary Round - Group A, Game 12



Head Coach : HOFF David

No.	Pos.	Name	Gen	G	A	P	PIM	FO+	FO-	FO+/-	FO%	Shots on Goal					+/-
												1	2	3	OT	TS	
3	D	DEQUEBEC Ralph	M	0	0	0	0	0	0	0	0.00	0	0	1		1	+1
16	F	FARMER Declan +A	M	0	2	2	0	16	2	14	88.89	1	1	1		3	+1
22	F	GROVE Noah	M	0	0	0	0	0	0	0	0.00	0	0	0		0	+1
24	F	MISIEWICZ Joshua	M	1	0	1	0	0	0	0	0.00	2	2	1		5	+1
27	D	PAULS Josh +C	M	0	2	2	0	0	0	0	0.00	1	0	1		2	+3
4	F	ROYBAL Brody (BP)	M	4	1	5	0	0	1	-1	0.00	2	3	0		5	+4
8	D	WALLACE Jack	M	0	2	2	2	0	0	0	0.00	0	3	0		3	+3
9	F	DODSON Travis	M	1	1	2	0	3	3	0	50.00	1	0	3		4	+3
11	F	WOODKE Joseph	M	0	0	0	0	1	0	1	100.00	0	1	0		1	+4
88	F	McKEE Kevin	M	1	2	3	0	2	2	0	50.00	1	1	1		3	+2
15	F	ZYCH Kyle	M	0	0	0	0	0	2	-2	0.00	0	0	1		1	0
23	F	ROMAN Rico +A	M	1	1	2	0	8	5	3	61.54	0	2	1		3	+1
37	D	EUSTACE David	M	0	0	0	0	0	0	0	0.00	1	0	0		1	0
32	GK	LEE Jen	M	0	0	0	0					0	0	0		0	
34	GK	CASH Steve	M	0	1	1	0					0	0	0		0	
<b>Total</b>				<b>8</b>	<b>12</b>	<b>20</b>	<b>2</b>	<b>30</b>	<b>15</b>	<b>15</b>	<b>66.67</b>	<b>9</b>	<b>13</b>	<b>10</b>		<b>32</b>	

Team : KOR (white)

Head Coach : HAN Min Su

No.	Pos.	Name	Gen	G	A	P	PIM	FO+	FO-	FO+/-	FO%	Shots on Goal					+/-
												1	2	3	OT	TS	
7	D	CHOI Kwang Hyouk	M	0	0	0	0	0	0	0	0.00	0	0	0		0	-2
14	F	JUNG Seung Hwan	M	0	0	0	0	0	0	0	0.00	1	0	0		1	-3
20	D	JANG Dong Shin	M	0	0	0	0	0	0	0	0.00	0	0	0		0	-2
27	F	CHO Byeong Seok +A	M	0	0	0	0	0	2	-2	0.00	0	0	1		1	-3
28	F	LEE Jong Kyung	M	0	0	0	2	5	11	-6	31.25	0	0	0		0	-3
3	F	RYU Jee Hyun	M	0	0	0	2	0	1	-1	0.00	0	0	0		0	-1
9	F	CHOI Si Woo	M	0	0	0	0	0	0	0	0.00	0	0	0		0	-1
10	D	CHO Young Jae +A (BP)	M	0	0	0	2	0	0	0	0.00	0	0	0		0	-3
12	D	KIM Young Sung	M	0	0	0	4	0	0	0	0.00	0	0	0		0	-3
55	F	JANG Jong Ho +C	M	0	0	0	0	9	7	2	56.25	0	0	0		0	-1
1	F	LEE Jun Yong	M	0	0	0	0	0	1	-1	0.00	0	0	0		0	-1
51	F	KIM Sang Lak	M	0	0	0	0	0	0	0	0.00	0	0	0		0	-1
88	F	PARK Sang Hyeon	M	0	0	0	0	1	8	-7	11.11	0	0	0		0	-1
31	GK	YU Man Gyun	M	0	0	0	0					0	0	0		0	
32	GK	LEE Jae Woong	M	0	0	0	0					0	0	0		0	
<b>Total</b>				<b>0</b>	<b>0</b>	<b>0</b>	<b>10</b>	<b>15</b>	<b>30</b>	<b>-15</b>	<b>33.33</b>	<b>1</b>	<b>0</b>	<b>1</b>		<b>2</b>	

## Group A

R	Team	GP	W	OTW	OTL	L	GDF	GF : GA	PTS
1	CAN	3	3	0	0	0	+19	20 : 1	9
2	USA	3	2	0	0	1	+11	13 : 2	6
3	KOR	3	1	0	0	2	-14	2 : 16	3
4	CZE	3	0	0	0	3	-16	0 : 16	0

	CAN	CZE	KOR	USA
CAN	*****	10:0	8:0	2:1
CZE	0:10	*****	0:2	0:4
KOR	0:8	2:0	*****	0:8
USA	1:2	4:0	8:0	*****

## Legend:

<b>(G)</b> Goals in tournament	<b>*</b> does not count for Plus/minus	<b>+/-</b> Plus/minus net	<b>+A</b> Assistant captain
<b>+C</b> Captain	<b>A</b> Assists	<b>D</b> Defence	<b>EQ</b> Equal strength
<b>ET/Res</b> Penalty end time/Result of game	<b>F</b> Forward	<b>FO-</b> Face-offs lost	<b>FO%</b> Face-offs won as percentage
<b>FO+</b> Face-offs won	<b>FO+/-</b> Face-offs net	<b>G</b> Goals	<b>GA</b> Goals against
<b>GDF</b> Goal difference	<b>Gen</b> Gender	<b>GF</b> Goals for	<b>GK</b> Goalkeeper
<b>GP</b> Games played	<b>L</b> Losses	<b>M</b> Male	<b>MIP</b> Minutes in play (GK)
<b>No.</b> Jersey number	<b>OT</b> Overtime	<b>OTL</b> Overtime losses	<b>OTW</b> Overtime wins
<b>P</b> Points	<b>PIM</b> Penalties in minutes	<b>Pos.</b> Position	<b>PP1</b> Power play - 1 player
<b>PP2</b> Power play - 2 players	<b>PPG</b> Power play goals	<b>PTS</b> Points	<b>R</b> Rank
<b>SH1</b> Shorthanded - 1 player	<b>SHG</b> Shorthanded goals	<b>SOG</b> Shots on goal	<b>SVS</b> Saves
<b>TPP</b> Time on power play	<b>TS</b> Total shots	<b>W</b> Wins	



TUE 22 JUN 2021  
Start Time 20:45

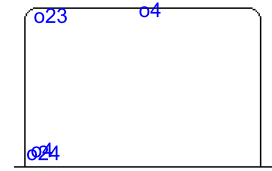
Preliminary Round - Group A, Game 12

Mixed



### Shot Chart USA - KOR

Shots by USA  
Goals (o): 4    SSG (+): 9  
SSP (<): 5    SPG (-): 10



GK 32 of KOR



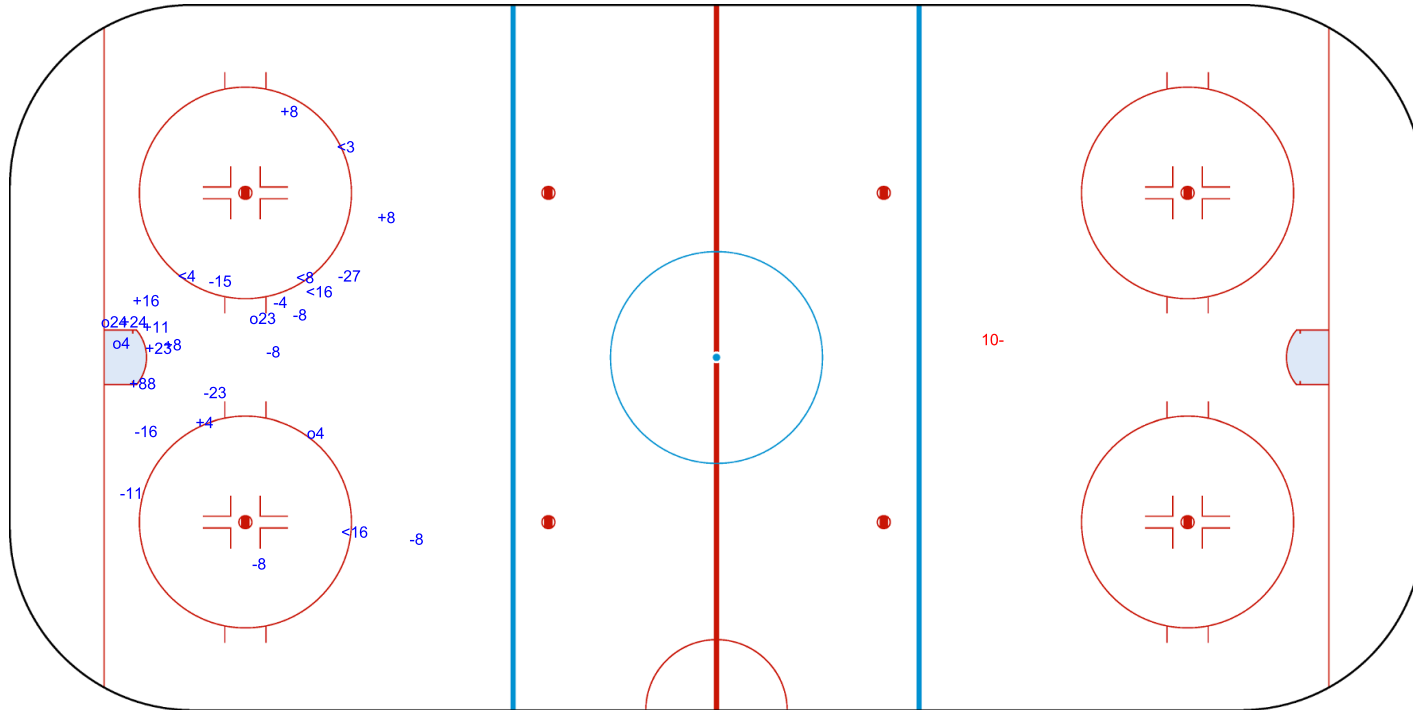
Period: 2



Shots by KOR  
Goals (o): 0    SSG (+): 0  
SSP (>): 0    SPG (-): 1



GK 34 of USA



<b>Legend:</b>	<b>GK</b> Goalkeeper	<b>SPG</b> Shots past goal	<b>SSG</b> Shots saved by goalkeeper	<b>SSP</b> Shots saved by player
----------------	----------------------	----------------------------	--------------------------------------	----------------------------------



TUE 22 JUN 2021  
Start Time 20:45

Preliminary Round - Group A, Game 12

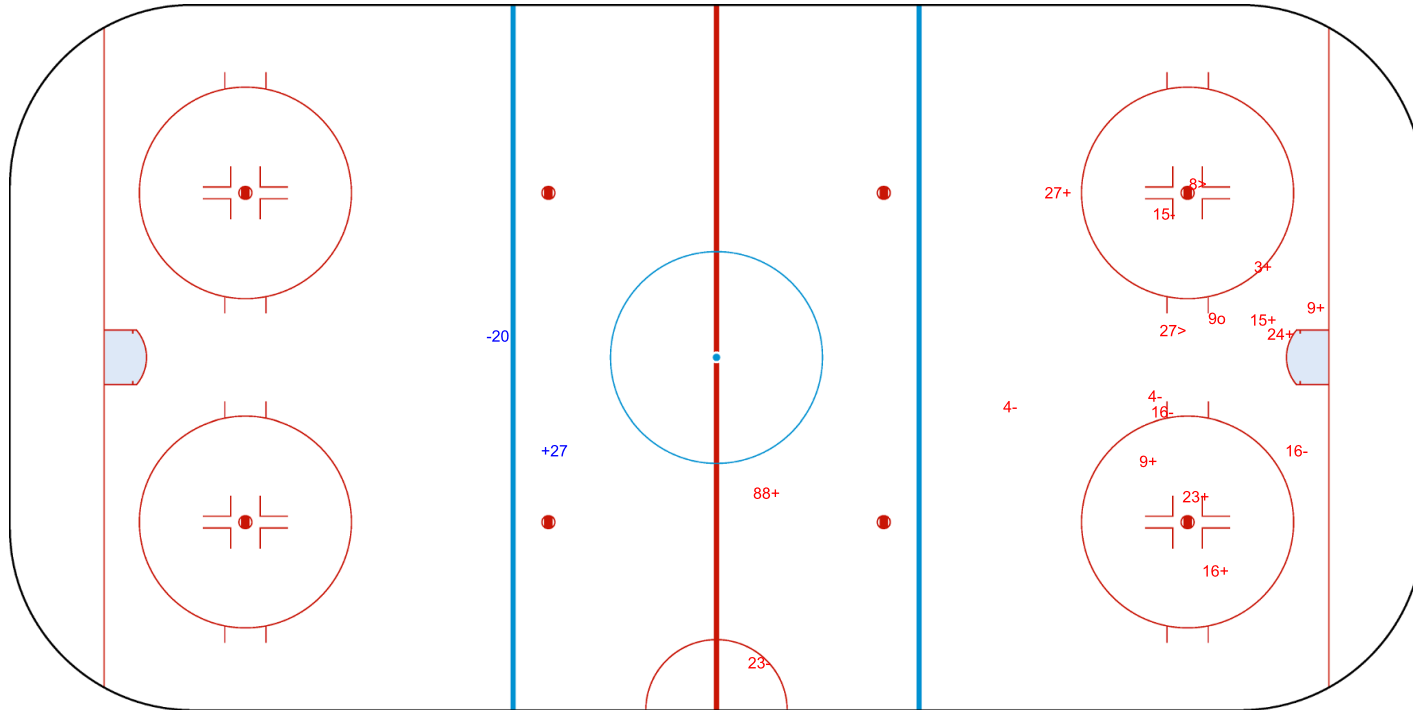
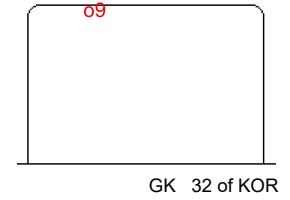


Shot Chart  
USA - KOR

Shots by KOR  
Goals (o): 0  
SSP (-): 0  
SSG (+): 1  
SPG (-): 1

USA → Period: 3 ← KOR

Shots by USA  
Goals (o): 1  
SSP (>): 2  
SSG (+): 9  
SPG (-): 6



Legend:	
<b>GK</b>	Goalkeeper
<b>SPG</b>	Shots past goal
<b>SSG</b>	Shots saved by goalkeeper
<b>SSP</b>	Shots saved by player





TUE 22 JUN 2021  
Start Time 20:45

Preliminary Round - Group A, Game 12

Mixed



## Face-off Chart USA - KOR

### PERIOD 1

	USA		KOR		USA		KOR		
	Def. zone	Att. zone	Neutral zone	Neutral zone	Att. zone	Def. zone	Def. zone	Att. zone	
	+ 16	- 28	- 16	+ 55	+ 16	- 28	+ 16	- 28	
			+ 16	- 27	+ 16	- 55	+ 16	- 55	
			+ 23	- 28					
			- 15	+ 55					
			+ 23	- 55					
			- 23	+ 55					
			+ 9	- 3					
Total wins / period	1 / 100%	0 / 0%	4 / 57%	3 / 43%	3 / 100%	0 / 0%	Total wins all zones		
							USA	KOR	
							8 / 73%	3 / 27%	

### PERIOD 2

	USA		KOR		USA		KOR		
	Def. zone	Att. zone	Neutral zone	Neutral zone	Att. zone	Def. zone	Def. zone	Att. zone	
	+ 16	- 55	- 23	+ 28	+ 16	- 55	+ 16	- 55	
			+ 16	- 88	+ 88	- 55	+ 88	- 55	
			+ 16	- 88	- 23	+ 28	- 23	+ 28	
			+ 16	- 88	+ 23	- 28	+ 23	- 28	
			- 23	+ 55	+ 16	- 27	+ 16	- 27	
			- 88	+ 55	- 88	+ 55	- 88	+ 55	
			+ 88	- 28	+ 23	- 28	+ 23	- 28	
			+ 23	- 88	+ 16	- 88	+ 16	- 88	
					+ 23	- 1	+ 23	- 1	
Total wins / period	1 / 100%	0 / 0%	5 / 63%	3 / 37%	7 / 78%	2 / 22%	Total wins all zones		
							USA	KOR	
							13 / 72%	5 / 28%	

### PERIOD 3

	USA		KOR		USA		KOR		
	Def. zone	Att. zone	Neutral zone	Neutral zone	Att. zone	Def. zone	Def. zone	Att. zone	
	- 9	+ 28	- 16	+ 55	+ 16	- 28	+ 16	- 28	
			+ 23	- 28	+ 11	- 28	+ 11	- 28	
			+ 16	- 55	- 15	+ 55	- 15	+ 55	
			+ 9	- 88	- 9	+ 28	- 9	+ 28	
			+ 16	- 28	+ 16	- 28	+ 16	- 28	
			- 9	+ 28	- 23	+ 55	- 23	+ 55	
					+ 23	- 88	+ 23	- 88	
					- 4	+ 88	- 4	+ 88	
					+ 9	- 88	+ 9	- 88	
Total wins / period	0 / 0%	1 / 100%	4 / 67%	2 / 33%	5 / 56%	4 / 44%	Total wins all zones		
							USA	KOR	
							9 / 56%	7 / 44%	

### TOTAL

	USA		KOR		USA		KOR		
	Def. zone	Att. zone	Neutral zone	Neutral zone	Att. zone	Def. zone	Def. zone	Att. zone	
Total wins / game	2 / 67%	1 / 33%	13 / 62%	8 / 38%	15 / 71%	6 / 29%	Total wins all zones		
							USA	KOR	
							30 / 67%	15 / 33%	



**TUE 22 JUN 2021**  
Start Time 20:45

**Preliminary Round - Group A, Game 12**

**Mixed**



### HEAD TO HEAD

		KOR										
No.	1	3	27	28	55	88	Tot	wins USA	Dz	Nz	Az	
USA	4					0 - 1	1	0 0%			0 0%	
	9		1 - 0		0 - 3		6	3 50%	0 0%	2 67%	1 50%	
	11				1 - 0		1	1 100%			1 100%	
	15					0 - 2	2	0 0%		0 0%	0 0%	
	16			2 - 0	5 - 0	5 - 2	4 - 0	18	16 89%	2 100%	6 75%	8 100%
	23	1 - 0			4 - 2	1 - 3	2 - 0	13	8 62%		4 57%	4 67%
	88				1 - 0	1 - 2		4	2 50%		1 50%	1 50%
<b>Tot</b>	<b>1</b>	<b>1</b>	<b>2</b>	<b>16</b>	<b>16</b>	<b>9</b>	<b>45</b>	<b>30 67%</b>	<b>2 67%</b>	<b>13 62%</b>	<b>15 71%</b>	
<b>wins KOR</b>	<b>0 0%</b>	<b>0 0%</b>	<b>0 0%</b>	<b>5 31%</b>	<b>9 56%</b>	<b>1 11%</b>	<b>15 33%</b>					
<b>Dz</b>	<b>0 0%</b>		<b>0 0%</b>	<b>2 25%</b>	<b>3 43%</b>	<b>1 25%</b>	<b>6 29%</b>					
<b>Nz</b>		<b>0 0%</b>	<b>0 0%</b>	<b>2 33%</b>	<b>6 75%</b>	<b>0 0%</b>	<b>8 38%</b>					
<b>Az</b>				<b>1 50%</b>	<b>0 0%</b>		<b>1 33%</b>					

**Legend:**

**Az** Attacking zone    **Dz** Defending zone    **No.** Jersey number    **Nz** Neutral zone    **Tot** Total face-offs played



**ICE HOCKEY**  
**WORLD PARA ICE HOCKEY CHAMPIONSHIPS**  
**PLAY-OFFS**



**TOURNAMENT PROGRESS**

As of SAT 26 JUN 2021

Quarterfinals	Semifinals	Finals	
<b>RPC</b> 7 Game #13 JUN 23 14:15 <b>CZE</b> 0	<b>CAN</b> 2 Game #17 JUN 25 17:00 <b>RPC</b> 1	<b>CAN</b> 1 Game #20 JUN 26 21:00 Gold Medal Game <b>USA</b> 5	<b>USA</b> <b>Gold Medal Winner</b>
<b>NOR</b> 1 Game #14 JUN 23 17:30 <b>KOR</b> 2	<b>USA</b> 9 Game #16 JUN 25 13:45 <b>KOR</b> 0	<b>USA</b> 5 <b>Canada</b> <b>Silver Medal Winner</b>	
		<b>RPC</b> 7 Game #19 JUN 26 17:45 Bronze Medal Game <b>KOR</b> 0	<b>RPC</b> <b>Bronze Medal Winner</b>

Final Ranking		
Gold	USA	USA
Silver	CAN	Canada
Bronze	RPC	RPC
4	KOR	Korea
5	CZE	Czech Republic
6	NOR	Norway
7	ITA	Italy
8	SVK	Slovakia

Game	Round	Date	Time	Teams	Results	1	2	3	OT	PSS	Venue
13	QF	WED 23 JUN	14:15 GMT+2	RPC - CZE	7 - 0	4 - 0	2 - 0	1 - 0			Ostravar Arena
14	QF	WED 23 JUN	17:30 GMT+2	NOR - KOR	1 - 2	0 - 1	0 - 0	1 - 0	0 - 1		Ostravar Arena
15	P7-8	WED 23 JUN	20:45 GMT+2	SVK - ITA	0 - 4	0 - 3	0 - 1	0 - 0			Ostravar Arena
16	SF	FRI 25 JUN	13:45 GMT+2	USA - KOR	9 - 0	3 - 0	2 - 0	4 - 0			Ostravar Arena
17	SF	FRI 25 JUN	17:00 GMT+2	RPC - CAN	1 - 2	0 - 1	1 - 1	0 - 0			Ostravar Arena
18	P5-6	FRI 25 JUN	20:30 GMT+2	NOR - CZE	1 - 2	0 - 0	1 - 2	0 - 0			Ostravar Arena
19	BMG	SAT 26 JUN	17:45 GMT+2	RPC - KOR	7 - 0	2 - 0	3 - 0	2 - 0			Ostravar Arena
20	GMG	SAT 26 JUN	21:00 GMT+2	CAN - USA	1 - 5	1 - 2	0 - 2	0 - 1			Ostravar Arena

<b>Legend:</b>						
<b>1</b>	1st period	<b>2</b>	2nd period	<b>3</b>	3rd period	<b>BMG</b> Bronze medal game
<b>Px-y</b>	Placement game	<b>GMG</b>	Gold medal game	<b>PSS</b>	Penalty shot shootout	<b>OT</b> Overtime
<b>QF</b>	Quarterfinals	<b>SF</b>	Semifinals			



WED 23 JUN 2021

Start Time 14:15

Mixed

Quarterfinals, Game 13



## Game Roster

## RPC - CZE

## Referee

NIKOLIC Kristijan (AUT)

## Goalkeepers

Team: RPC

No.	Name	Gen	GP	MIP	GA	SVS	SOG	SVS%	GAA
30	PLOTNIKOV Evgenii	M	3	50:05	0	3	3	100.00	0.00
88	KASATKIN Andrei	M	3	84:55	1	4	5	80.00	0.53

## Team Roster

Team: RPC (red)

No.	Pos.	Name	Gen	GP	G	A	PTS	PIM	+/-
4	D	EREMIN Aleksei	M	1	0	0	0	0	+2
8	F	LISOV Dmitrii	M	3	3	5	8	0	+13
9	F	KHAMZIN Airat	M	3	4	5	9	0	+11
10	F	MALETSKIY Igor	M	2	0	0	0	0	+2
11	D	BARYKIN Stanislav	M	2	0	3	3	0	+3
13	F	SHIKHOV Konstantin	M	3	3	7	10	2	+10
14	F	POPOV Ilia	M	2	1	2	3	0	+6
15	D	GALKIN Dmitrii	M	3	1	8	9	0	+14
17	F	RYCHKOV Vladimir	M	3	4	2	6	0	+6
18	F	SOKOLOV Andrej	M	3	0	6	6	0	+11
19	D	KUZNETSOV Ivan	M	3	1	3	4	2	+12
21	F	PETROV Evgenii	M	3	7	4	11	2	+13
22	F	TERENTEV Nikolai	M	3	7	4	11	0	+11
23	D	VOLKOV Ilia	M	3	0	3	3	0	+15
30	GK	PLOTNIKOV Evgenii	M	3	0	0	0	0	
88	GK	KASATKIN Andrei	M	3	0	0	0	0	
96	D	MIACHIN Mikhail	M	2	3	3	6	2	+11

Head Coach: BATYRSHIN Ruslan

## Linesmen

NEDELJKOVIC Ivan (SRB) , RUNDSTROM Tony (SWE)

Team: CZE

No.	Name	Gen	GP	MIP	GA	SVS	SOG	SVS%	GAA
1	KUDELA Martin	M	3	45:00	4	47	51	92.16	4.00
6	VAPENKA Michal	M	3	89:19	12	25	37	67.57	6.05

Team: CZE (white)

No.	Pos.	Name	Gen	GP	G	A	PTS	PIM	+/-
1	GK	KUDELA Martin	M	3	0	0	0	0	0
6	GK	VAPENKA Michal	M	3	0	0	0	0	0
7	D	MOTYCKA David	M	3	0	0	0	0	-7
11	D	WAGNER Karel	M	3	0	0	0	2	-6
15	D	ZELINKA Radek	M	3	0	0	0	2	-3
18	F	NOVOTNY Miroslav	M	3	0	0	0	2	-6
19	F	OHAR Alex	M	3	0	0	0	0	-7
23	D	FROLIK Jan	M	2	0	0	0	2	-5
29	D	KUBES Pavel	M	2	0	0	0	0	-3
33	F	HECKO Vaclav	M	3	0	0	0	12	-7
67	D	DOLEZAL Pavel	M	3	0	0	0	0	-10
74	F	GEIER Michal	M	1	0	0	0	0	0
75	F	RAUL Jiri	M	3	0	0	0	2	-4
77	F	PALAT David	M	3	0	0	0	2	-4
82	F	HABL Zdenek	M	3	0	0	0	2	-6
92	F	SEDLACEK Patrik	M	2	0	0	0	0	-4
96	F	KRUPICKA Zdenek	M	2	0	0	0	0	-1

Head Coach: BRIZA Jiri

## Legend:

<b>A</b> Assists	<b>D</b> Defence	<b>F</b> Forward	<b>G</b> Goals
<b>GA</b> Goals against	<b>GAA</b> Goals against as average per 45 minutes	<b>Gen</b> Gender	<b>GK</b> Goalkeeper
<b>GP</b> Games played	<b>M</b> Male	<b>MIP</b> Minutes and seconds played	<b>No.</b> Jersey number
<b>PIM</b> Penalties in minutes	<b>Pos.</b> Position	<b>PTS</b> Points	<b>SOG</b> Shots on goal
<b>SVS</b> Saves	<b>SVS%</b> Saves in percentage	<b>+/-</b> Plus/minus net	



WED 23 JUN 2021

Start Time 14:15

Mixed

Quarterfinals, Game 13



## Line-ups

## RPC - CZE

## Referee

NIKOLIC Kristijan (AUT)

## Linesmen

NEDELJKOVIC Ivan (SRB) , RUNDSTROM Tony (SWE)

## Goalkeepers

Team: RPC

No.	Name	Gen
88	KASATKIN Andrei	M
30	PLOTNIKOV Evgenii	M

## Team Line-ups

Team: RPC (red)

No.	Pos.	Name	Gen
23	D	VOLKOV Ilia +A	M
96	D	MIACHIN Mikhail	M
13	F	SHIKHOV Konstantin	M
18	F	SOKOLOV Andrey	M
22	F	TERENTEV Nikolai	M
15	D	GALKIN Dmitrii	M
19	D	KUZNETSOV Ivan	M
8	F	LISOV Dmitrii +C	M
9	F	KHAMZIN Airat	M
21	F	PETROV Evgenii +A	M
4	D	EREMIN Aleksei	M
14	F	POPOV Ilia	M
17	F	RYCHKOV Vladimir	M

Head Coach: BATYRSHIN Ruslan

## NOT DRESSED:

10	F	MALETSKIY Igor	M
11	D	BARYKIN Stanislav	M

Team: CZE

No.	Name	Gen
1	KUDELA Martin	M
6	VAPENKA Michal	M

Team: CZE (white)

No.	Pos.	Name	Gen
15	D	ZELINKA Radek +A	M
67	D	DOLEZAL Pavel	M
18	F	NOVOTNY Miroslav	M
74	F	GEIER Michal	M
82	F	HABL Zdenek	M
7	D	MOTYCKA David +A	M
29	D	KUBES Pavel +C	M
33	F	HECKO Vaclav	M
75	F	RAUL Jiri	M
77	F	PALAT David	M
11	D	WAGNER Karel	M
19	F	OHAR Alex	M
96	F	KRUPICKA Zdenek	M

Head Coach: BRIZA Jiri

## NOT DRESSED:

23	D	FROLIK Jan	M
92	F	SEDLACEK Patrik	M

## Legend:

<b>D</b>	Defence	<b>F</b>	Forward	<b>Gen</b>	Gender	<b>M</b>	Male
<b>No.</b>	Jersey number	<b>Pos.</b>	Position	<b>+A</b>	Assistant captain	<b>+C</b>	Captain



WED 23 JUN 2021

Start Time 14:15

Mixed

Quarterfinals, Game 13



## Graphical Line-ups

## RPC - CZE

## Referee

NIKOLIC Kristijan (AUT)

## Linesmen

NEDELJKOVIC Ivan (SRB) , RUNDSTROM Tony (SWE)

Team: RPC - RPC (red)

Head Coach: BATYRSHIN Ruslan

S1 88 KASATKIN Andrei		
30 PLOTNIKOV Evgenii		
S3 96 MIACHIN Mikhail	S2 23 VOLKOV Iliia +A	
S6 22 TERENCEV Nikolai	S5 18 SOKOLOV Andrey	S4 13 SHIKHOV Konstantin
15 GALKIN Dmitrii		19 KUZNETSOV Ivan
8 LISOV Dmitrii +C	9 KHAMZIN Airat	21 PETROV Evgenii +A
17 RYCHKOV Vladimir	14 POPOV Iliia	4 EREMIN Aleksei

Team: CZE - Czech Republic (white)

Head Coach: BRIZA Jiri

S1 1 KUDELA Martin		
6 VAPENKA Michal		
S2 15 ZELINKA Radek +A	S3 67 DOLEZAL Pavel	
S5 74 GEIER Michal	S6 82 HABL Zdenek	S4 18 NOVOTNY Miroslav
29 KUBES Pavel +C		7 MOTYCKA David +A
77 PALAT David	75 RAUL Jiri	33 HECKO Vaclav
11 WAGNER Karel	19 OHAR Alex	96 KRUPICKA Zdenek

## Legend:

Sn Starting position

+A Assistant captain

+C Captain



WED 23 JUN 2021

Start Time 14:15

End Time 16:04

Mixed

Quarterfinals, Game 13



## Game Summary

RPC - CZE 7 - 0 (4 - 0, 2 - 0, 1 - 0)

Spectators	Referee	Linesmen
879	NIKOLIC Kristijan (AUT)	NEDELJKOVIC Ivan (SRB) , RUNDSTROM Tony (SWE)

## Team Statistics

Period	Score	SVS	SOG	PIM	TPP	PPG	SHG
1	4 : 0	3 : 7	11 : 3	2 : 4	02:16 : 02:00	1 : 0	1 : 0
2	2 : 0	0 : 6	8 : 0	0 : 4	02:40 : 00:00	1 : 0	0 : 0
3	1 : 0	2 : 4	5 : 2	4 : 2	00:00 : 02:00	0 : 0	0 : 0
<b>Total</b>	<b>7 : 0</b>	<b>5 : 17</b>	<b>24 : 5</b>	<b>6 : 10</b>	<b>04:56 : 04:00</b>	<b>2 : 0</b>	<b>1 : 0</b>

## 1st Period

Action	Time	ET/Res	Team	Type	No.	Name	(G)	Name of Assistant(s) / Action Description
GK	00:00		CZE		1	KUDELA M		- Goalkeeper in
GK	00:00		RPC		88	KASATKIN A		- Goalkeeper in
Penalty	05:47	06:03	CZE	2 min.	18	NOVOTNY M		- Teeing
<b>Goal</b>	<b>06:03</b>	<b>1 : 0</b>	<b>RPC</b>	<b>PP1</b>	<b>13</b>	<b>SHIKHOV K</b>	(4)	22 TERENCEV N On Ice RPC 88 13 18 22 23 96 CZE 1 15 67 74 82 *
<b>Goal</b>	<b>07:34</b>	<b>2 : 0</b>	<b>RPC</b>	<b>EQ</b>	<b>18</b>	<b>SOKOLOV A</b>	(1)	13 SHIKHOV K 22 TERENCEV N On Ice RPC 88 13 18 22 23 96 CZE 1 15 18 67 74 82
Penalty	07:46	09:46	RPC	2 min.	18	SOKOLOV A		- Interference
<b>Goal</b>	<b>09:40</b>	<b>3 : 0</b>	<b>RPC</b>	<b>SH1</b>	<b>22</b>	<b>TERENCEV N</b>	(8)	13 SHIKHOV K On Ice RPC 88 13 22 23 96 CZE 1 7 29 33 75 77
<b>Goal</b>	<b>10:42</b>	<b>4 : 0</b>	<b>RPC</b>	<b>EQ</b>	<b>8</b>	<b>LISOV D</b>	(4)	9 KHAMZIN A On Ice RPC 88 8 9 15 19 21 CZE 1 7 29 33 75 77
Penalty	12:56	14:56	CZE	2 min.	82	HABL Z		- Teeing

## 2nd Period

Action	Time	ET/Res	Team	Type	No.	Name	(G)	Name of Assistant(s) / Action Description
Penalty	19:46	21:46	CZE	2 min.	67	DOLEZAL P		- Teeing
Penalty	26:10	26:50	CZE	2 min.	74	GEIER M		- Slashing
<b>Goal</b>	<b>26:50</b>	<b>5 : 0</b>	<b>RPC</b>	<b>PP1</b>	<b>15</b>	<b>GALKIN D</b>	(2)	21 PETROV E On Ice RPC 88 8 9 15 19 21 CZE 1 15 67 77 82 *
<b>Goal</b>	<b>29:45</b>	<b>6 : 0</b>	<b>RPC</b>	<b>EQ</b>	<b>9</b>	<b>KHAMZIN A</b>	(5)	8 LISOV D 21 PETROV E On Ice RPC 88 8 9 15 19 21 CZE 1 7 18 29 74 82

## 3rd Period

Action	Time	ET/Res	Team	Type	No.	Name	(G)	Name of Assistant(s) / Action Description
Penalty	36:56	38:56	CZE	2 min.	29	KUBES P		- Slashing
Penalty	36:56	38:56	RPC	2 min.	21	PETROV E		- Slashing / Served by: 4 EREMIN A
Penalty	36:56	40:56	RPC	2 min.	21	PETROV E		- Roughing / start serving at 38:56
<b>Goal</b>	<b>44:38</b>	<b>7 : 0</b>	<b>RPC</b>	<b>EQ</b>	<b>13</b>	<b>SHIKHOV K</b>	(5)	On Ice RPC 88 9 13 19 21 23 CZE 1 11 33 67 82 96
GK	45:00		RPC					88 KASATKIN A - Goalkeeper out
GK	45:00		CZE					1 KUDELA M - Goalkeeper out

## Goalkeeper Records

Team : RPC - RPC

No.	Name	SOG	SVS	MIP
88	KASATKIN Andrei	5	5	45:00
30	PLOTNIKOV Evgenii			

Team : CZE - Czech Republic

No.	Name	SOG	SVS	MIP
1	KUDELA Martin	24	17	45:00
6	VAPENKA Michal			

## Game Statistics

Team : RPC (red)											Shots on Goal						
No.	Pos.	Name	Gen	G	A	P	PIM	FO+	FO-	FO+/-	FO%	1	2	3	OT	TS	+/-
13	F	SHIKHOV Konstantin (BP)	M	2	2	4	0	1	2	-1	33.33	3	0	1		4	+3
18	F	SOKOLOV Andrey	M	1	0	1	2	15	5	10	75.00	2	0	1		3	+1



WED 23 JUN 2021

Start Time 14:15

End Time 16:04

Mixed

Quarterfinals, Game 13



Head Coach : BATYRSHIN Ruslan

No.	Pos.	Name	Gen	G	A	P	PIM	FO+	FO-	FO+/-	FO%	Shots on Goal					+/-
												1	2	3	OT	TS	
22	F	TERENTEV Nikolai	M	1	2	3	0	0	0	0	0.00	2	1	1		4	+2
23	D	VOLKOV Ilia +A	M	0	0	0	0	0	0	0	0.00	1	0	0		1	+3
96	D	MIACHIN Mikhail	M	0	0	0	0	0	0	0	0.00	0	1	0		1	+2
8	F	LISOV Dmitrii +C	M	1	1	2	0	1	0	1	100.00	1	0	1		2	+2
9	F	KHAMZIN Airat	M	1	1	2	0	10	5	5	66.67	0	3	0		3	+3
15	D	GALKIN Dmitrii	M	1	0	1	0	0	0	0	0.00	0	1	0		1	+2
19	D	KUZNETSOV Ivan	M	0	0	0	0	0	0	0	0.00	2	1	0		3	+3
21	F	PETROV Evgenii +A	M	0	2	2	4	0	0	0	0.00	0	1	0		1	+3
4	D	EREMIN Aleksei	M	0	0	0	0	0	0	0	0.00	0	0	0		0	0
14	F	POPOV Ilia	M	0	0	0	0	3	2	1	60.00	0	0	1		1	0
17	F	RYCHKOV Vladimir	M	0	0	0	0	0	0	0	0.00	0	0	0		0	0
30	GK	PLOTNIKOV Evgenii	M	0	0	0	0	0	0	0	0.00	0	0	0		0	0
88	GK	KASATKIN Andrei	M	0	0	0	0	0	0	0	0.00	0	0	0		0	0
<b>Total</b>				<b>7</b>	<b>8</b>	<b>15</b>	<b>6</b>	<b>30</b>	<b>14</b>	<b>16</b>	<b>68.18</b>	<b>11</b>	<b>8</b>	<b>5</b>		<b>24</b>	

Team : CZE (white)

Head Coach : BRIZA Jiri

No.	Pos.	Name	Gen	G	A	P	PIM	FO+	FO-	FO+/-	FO%	Shots on Goal					+/-
												1	2	3	OT	TS	
15	D	ZELINKA Radek +A	M	0	0	0	0	1	1	0	50.00	0	0	0		0	-1
18	F	NOVOTNY Miroslav	M	0	0	0	2	0	0	0	0.00	0	0	0		0	-2
67	D	DOLEZAL Pavel	M	0	0	0	2	0	1	-1	0.00	0	0	0		0	-2
74	F	GEIER Michal	M	0	0	0	2	0	0	0	0.00	0	0	0		0	-2
82	F	HABL Zdenek	M	0	0	0	2	8	10	-2	44.44	0	0	0		0	-3
7	D	MOTYCKA David +A	M	0	0	0	0	0	0	0	0.00	0	0	1		1	-3
29	D	KUBES Pavel +C	M	0	0	0	2	0	1	-1	0.00	2	0	0		2	-3
33	F	HECKO Vaclav (BP)	M	0	0	0	0	0	2	-2	0.00	0	0	1		1	-3
75	F	RAUL Jiri	M	0	0	0	0	5	14	-9	26.32	0	0	0		0	-2
77	F	PALAT David	M	0	0	0	0	0	1	-1	0.00	1	0	0		1	-2
11	D	WAGNER Karel	M	0	0	0	0	0	0	0	0.00	0	0	0		0	-1
19	F	OHAR Alex	M	0	0	0	0	0	0	0	0.00	0	0	0		0	0
96	F	KRUPICKA Zdenek	M	0	0	0	0	0	0	0	0.00	0	0	0		0	-1
1	GK	KUDELA Martin	M	0	0	0	0	0	0	0	0.00	0	0	0		0	0
6	GK	VAPENKA Michal	M	0	0	0	0	0	0	0	0.00	0	0	0		0	0
<b>Total</b>				<b>0</b>	<b>0</b>	<b>0</b>	<b>10</b>	<b>14</b>	<b>30</b>	<b>-16</b>	<b>31.82</b>	<b>3</b>	<b>0</b>	<b>2</b>		<b>5</b>	

## Legend:

<b>(G)</b> Goals in tournament	<b>*</b> does not count for Plus/minus	<b>+/-</b> Plus/minus net	<b>+A</b> Assistant captain
<b>+C</b> Captain	<b>A</b> Assists	<b>D</b> Defence	<b>EQ</b> Equal strength
<b>ET/Res</b> Penalty end time/Result of game	<b>F</b> Forward	<b>FO-</b> Face-offs lost	<b>FO%</b> Face-offs won as percentage
<b>FO+</b> Face-offs won	<b>FO+/-</b> Face-offs net	<b>G</b> Goals	<b>Gen</b> Gender
<b>GK</b> Goalkeeper	<b>M</b> Male	<b>MIP</b> Minutes in play (GK)	<b>No.</b> Jersey number
<b>OT</b> Overtime	<b>P</b> Points	<b>PIM</b> Penalties in minutes	<b>Pos.</b> Position
<b>PP1</b> Power play - 1 player	<b>PPG</b> Power play goals	<b>SH1</b> Shorthanded - 1 player	<b>SHG</b> Shorthanded goals
<b>SOG</b> Shots on goal	<b>SVS</b> Saves	<b>TPP</b> Time on power play	<b>TS</b> Total shots





WED 23 JUN 2021  
Start Time 14:15

Mixed  
Play-offs, Game 13



Shot Chart  
RPC - CZE

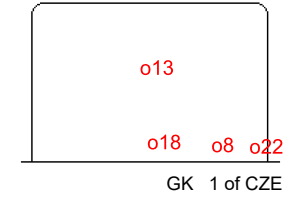
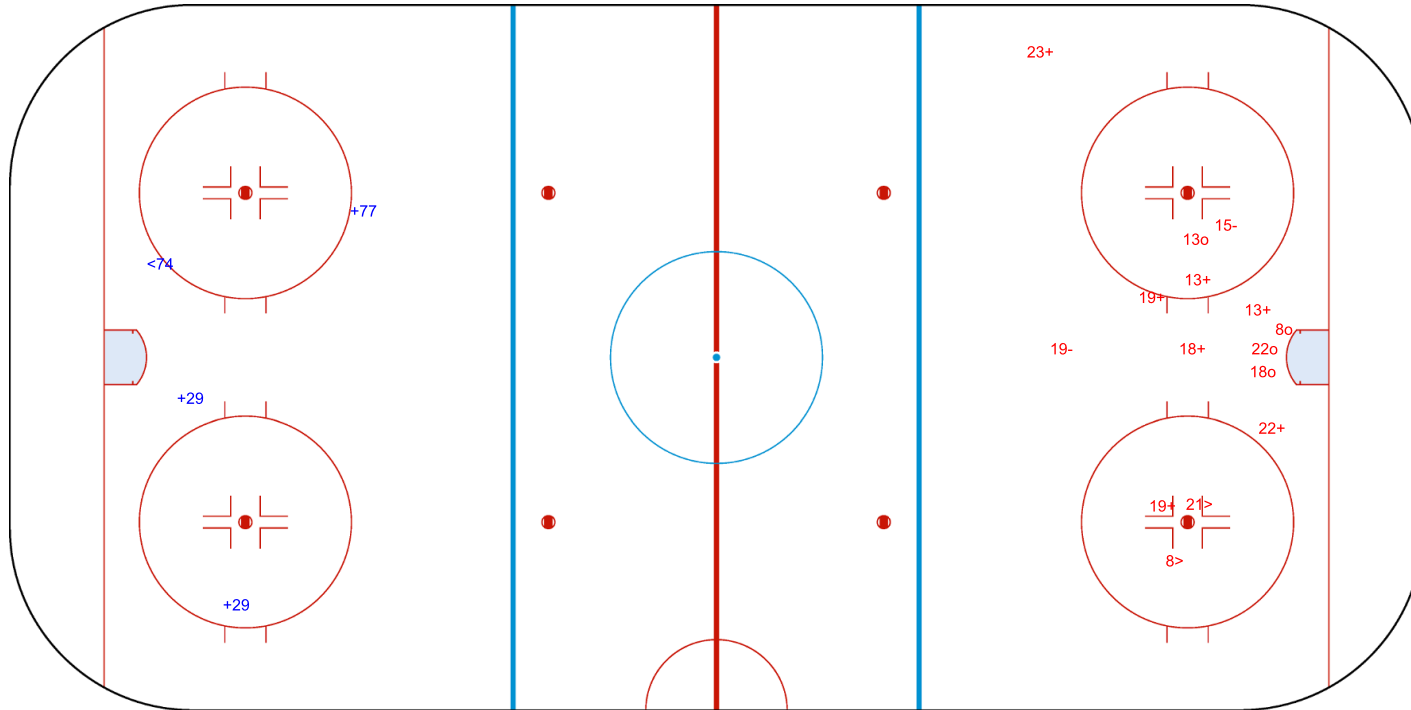

Shots by CZE  
Goals (o): 0    SSG (+): 3  
SSP (-): 1    SPG (-): 0



Period: 1



Shots by RPC  
Goals (o): 4    SSG (+): 7  
SSP (>): 2    SPG (-): 2



Legend:	
<b>GK</b>	Goalkeeper
<b>SPG</b>	Shots past goal
<b>SSG</b>	Shots saved by goalkeeper
<b>SSP</b>	Shots saved by player



WED 23 JUN 2021  
Start Time 14:15

Mixed  
Quarterfinals, Game 13



Shot Chart  
RPC - CZE

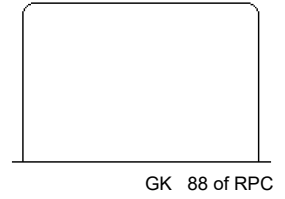
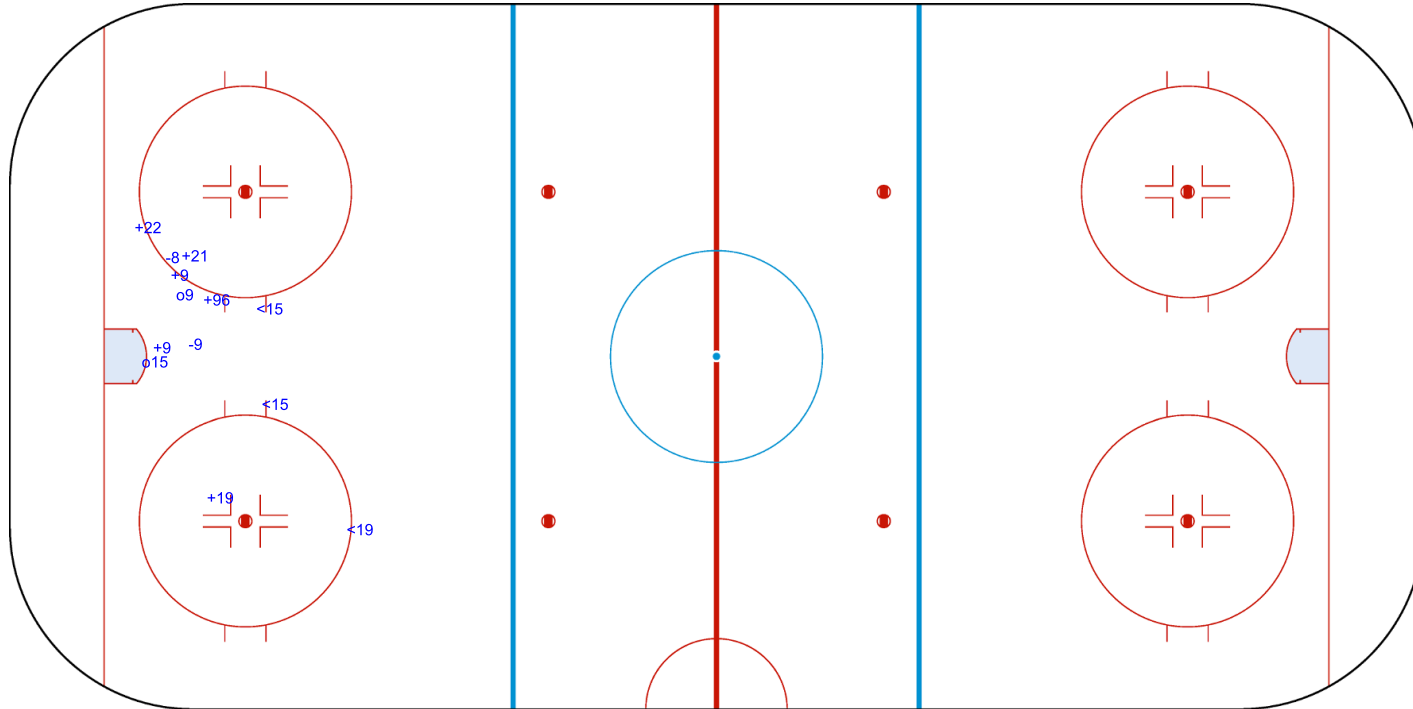
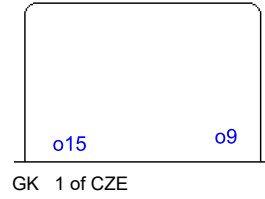
Shots by RPC  
Goals (o): 2    SSG (+): 6  
SSP (-): 3    SPG (-): 2



Period: 2



Shots by CZE  
Goals (o): 0    SSG (+): 0  
SSP (>): 0    SPG (-): 0



<b>Legend:</b>	
<b>GK</b> Goalkeeper	<b>SSP</b> Shots saved by player
<b>SPG</b> Shots past goal	<b>SSG</b> Shots saved by goalkeeper



WED 23 JUN 2021  
Start Time 14:15

Mixed  
Quarterfinals, Game 13



Shot Chart  
RPC - CZE

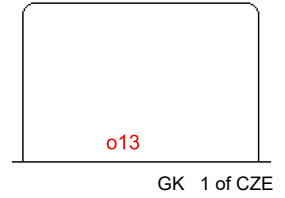
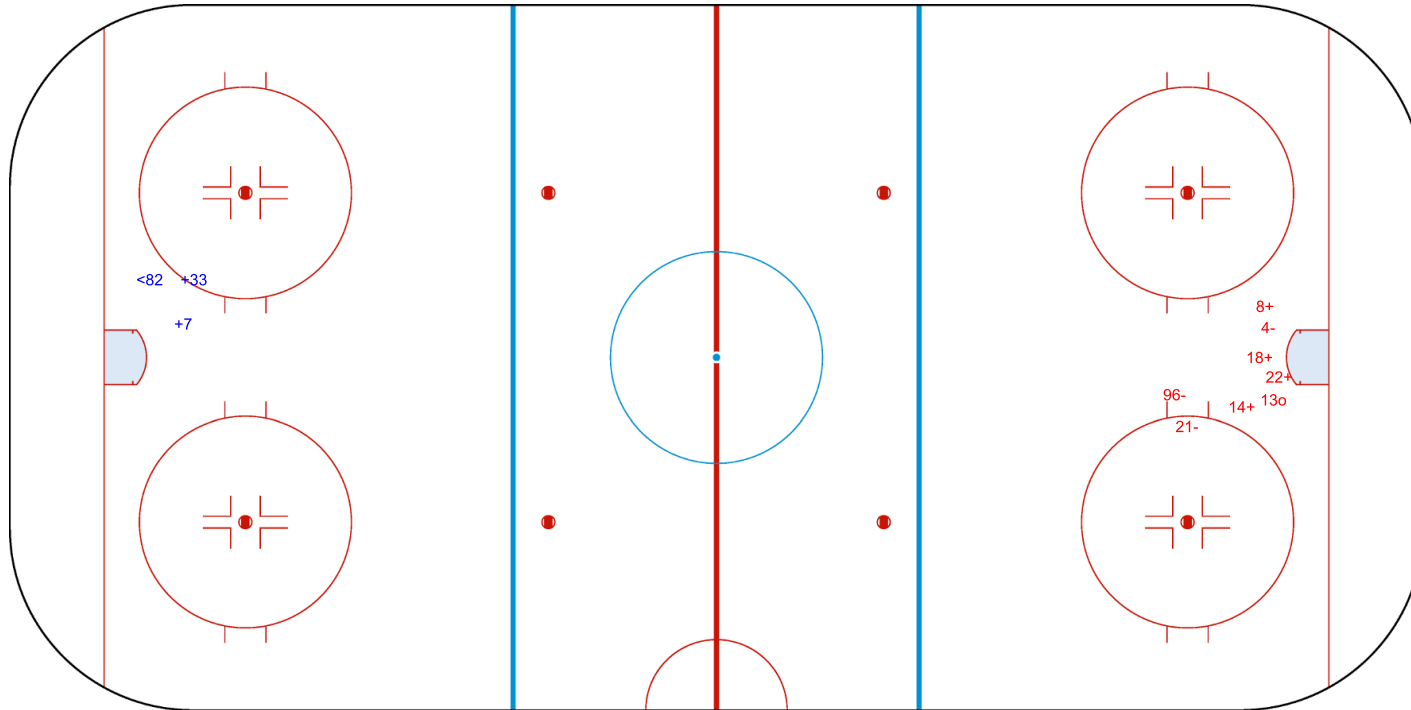

Shots by CZE  
Goals (o): 0    SSG (+): 2  
SSP (-): 1    SPG (-): 0



Period: 3



Shots by RPC  
Goals (o): 1    SSG (+): 4  
SSP (>): 0    SPG (-): 3



Legend:	
<b>GK</b>	Goalkeeper
<b>SPG</b>	Shots past goal
<b>SSG</b>	Shots saved by goalkeeper
<b>SSP</b>	Shots saved by player



WED 23 JUN 2021  
Start Time 14:15

Mixed  
Quarterfinals, Game 13



## Face-off Chart RPC - CZE

### PERIOD 1

	RPC		CZE		RPC		CZE		
	Def. zone	Att. zone	Neutral zone	Neutral zone	Att. zone	Def. zone	Def. zone	Att. zone	
	- 9	+ 82	- 18	+ 82	+ 9	- 75	+ 18	- 15	Total wins all zones
			+ 18	- 82	+ 18	- 15	+ 9	- 75	
			+ 9	- 75	+ 9	- 75	- 18	+ 82	
			+ 18	- 75	- 18	+ 82	+ 18	- 77	
			- 13	+ 82	+ 18	- 77	+ 9	- 67	
			- 14	+ 82					
Total wins / period	0 / 0%	1 / 100%	3 / 50%	3 / 50%	5 / 83%	1 / 17%	8 / 62%	5 / 38%	

### PERIOD 2

	RPC		CZE		RPC		CZE		
	Def. zone	Att. zone	Neutral zone	Neutral zone	Att. zone	Def. zone	Def. zone	Att. zone	
	+ 18	- 82	+ 18	- 82	+ 9	- 75	+ 18	- 82	Total wins all zones
	+ 18	- 82	+ 18	- 33	- 9	+ 82	- 18	+ 75	
			+ 18	- 82	- 18	+ 75	+ 9	- 33	
			+ 18	- 75	+ 18	- 82	+ 13	- 75	
					- 9	+ 75	- 9	+ 15	
					+ 14	- 75	+ 8	- 82	
Total wins / period	2 / 100%	0 / 0%	4 / 100%	0 / 0%	7 / 64%	4 / 36%	13 / 76%	4 / 24%	

### PERIOD 3

	RPC		CZE		RPC		CZE		
	Def. zone	Att. zone	Neutral zone	Neutral zone	Att. zone	Def. zone	Def. zone	Att. zone	
	+ 18	- 75	- 18	+ 82	+ 9	- 29	+ 9	- 75	Total wins all zones
	- 9	+ 82	- 14	+ 75	+ 9	- 75	+ 9	- 82	
	+ 14	- 75	+ 18	- 75	+ 9	- 82	+ 9	- 75	
	- 13	+ 75							
	- 18	+ 75							
	+ 14	- 82							
	+ 18	- 75							
Total wins / period	4 / 57%	3 / 43%	1 / 33%	2 / 67%	4 / 100%	0 / 0%	9 / 64%	5 / 36%	

### TOTAL

	RPC		CZE		RPC		CZE		
	Def. zone	Att. zone	Neutral zone	Neutral zone	Att. zone	Def. zone	Def. zone	Att. zone	
Total wins / game	6 / 60%	4 / 40%	8 / 62%	5 / 38%	16 / 76%	5 / 24%	30 / 68%	14 / 32%	



WED 23 JUN 2021  
Start Time 14:15

Mixed  
Quarterfinals, Game 13



## HEAD TO HEAD

		CZE											
	No.	15	29	33	67	75	77	82	Tot	wins RPC	Dz	Nz	Az
RPC	8							1 - 0	1	1 100%			1 100%
	9	0 - 1	1 - 0	1 - 0	1 - 0	6 - 1		1 - 3	15	10 67%	0 0%	1 100%	9 75%
	13					1 - 1		0 - 1	3	1 33%	0 0%	0 0%	1 100%
	14					2 - 1		1 - 1	5	3 60%	2 100%	0 0%	1 100%
	18	1 - 0		1 - 0		5 - 2	1 - 0	7 - 3	20	15 75%	4 80%	7 78%	4 67%
	<b>Tot</b>	2	1	2	1	19	1	18	44	30 68%	6 60%	8 62%	16 76%
	<b>wins CZE</b>	1 50%	0 0%	0 0%	0 0%	5 26%	0 0%	8 44%	14 32%				
	<b>Dz</b>	1 50%	0 0%	0 0%	0 0%	2 22%	0 0%	2 33%	5 24%				
	<b>Nz</b>			0 0%		1 20%		4 57%	5 38%				
	<b>Az</b>					2 40%		2 40%	4 40%				

## Legend:

**Az** Attacking zone    **Dz** Defending zone    **No.** Jersey number    **Nz** Neutral zone    **Tot** Total face-offs played



WED 23 JUN 2021

Start Time 17:30

Mixed

Quarterfinals, Game 14



## Game Roster

## NOR - KOR

## Referee

ESPOSITO Bobby (USA)

## Linesmen

FAZEKAS Tibor (SRB) , LUNDEN Andreas (SWE)

## Goalkeepers

Team: NOR

No.	Name	Gen	GP	MIP	GA	SVS	SOG	SVS%	GAA
1	LUNDE Emanuel	M	3	45:00	18	20	38	52.63	18.00
39	GROENLIE Johan	M	3	95:00	5	18	23	78.26	2.37

## Team Roster

Team: NOR (red)

No.	Pos.	Name	Gen	GP	G	A	PTS	PIM	+/-
1	GK	LUNDE Emanuel	M	3	0	0	0	0	
6	F	KIRSTISTUEN Emil	M	3	0	0	0	0	-4
9	F	VAERNES Morten	M	3	1	0	1	0	-5
10	F	RIVERA Tor Joakim	M	3	0	0	0	0	-6
12	F	BOGLE Magnus	M	2	0	1	1	0	+3
16	D	NORDSTOGA Knut Andre	M	3	1	0	1	0	-6
17	F	SOLBERG Loyd Remi	M	3	0	0	0	4	-3
20	D	HAMRE Martin	M	3	0	0	0	6	-10
22	D	BAKKE Audun	M	3	3	0	3	0	-10
25	D	SUNDT Andreas	M	3	0	0	0	0	-9
27	F	VATNE Emil	M	3	0	0	0	2	-5
29	F	SCHROEDER Lena	F	3	0	0	0	0	-7
33	F	SKOLBEKKEN Martin Bakkejord	M	2	1	0	1	0	-5
39	GK	GROENLIE Johan	M	3	0	0	0	0	
69	F	OEVERLI Fabian Cruickshank	M	1	0	0	0	0	-7
71	F	OISETH Ola	M	3	1	2	3	0	-3
77	F	AANEKRE Torstein	M	2	0	0	0	0	0
91	F	LYNGROTH Alexander	M	2	0	0	0	0	-8

Head Coach: LYSENSTOEN Andre

Team: KOR

No.	Name	Gen	GP	MIP	GA	SVS	SOG	SVS%	GAA
31	YU Man Gyun	M	3	45:00	8	20	28	71.43	8.00
32	LEE Jae Woong	M	3	90:00	8	42	50	84.00	4.00

Team: KOR (white)

No.	Pos.	Name	Gen	GP	G	A	PTS	PIM	+/-
1	F	LEE Jun Yong	M	2	0	0	0	0	-5
3	F	RYU Jee Hyun	M	3	1	0	1	2	-1
7	D	CHOI Kwang Hyouk	M	3	0	0	0	0	-5
9	F	CHOI Si Woo	M	3	0	0	0	4	-2
10	D	CHO Young Jae	M	3	0	0	0	4	-5
12	D	KIM Young Sung	M	3	0	0	0	6	-4
14	F	JUNG Seung Hwan	M	3	1	0	1	2	-4
20	D	JANG Dong Shin	M	3	0	1	1	0	-6
27	F	CHO Byeong Seok	M	3	0	0	0	0	-4
28	F	LEE Jong Kyung	M	3	0	0	0	4	-4
31	GK	YU Man Gyun	M	3	0	0	0	0	
32	GK	LEE Jae Woong	M	3	0	0	0	0	
39	D	CHOI Hyuk Jun	M	0	0	0	0	0	0
51	F	KIM Sang Lak	M	2	0	0	0	0	-1
55	F	JANG Jong Ho	M	3	0	0	0	2	-2
88	F	PARK Sang Hyeon	M	3	0	0	0	0	-4

Head Coach: HAN Min Su

## Legend:

<b>A</b> Assists	<b>D</b> Defence	<b>F</b> Female / Forward	<b>G</b> Goals
<b>GA</b> Goals against	<b>GAA</b> Goals against as average per 45 minutes	<b>Gen</b> Gender	<b>GK</b> Goalkeeper
<b>GP</b> Games played	<b>M</b> Male	<b>MIP</b> Minutes and seconds played	<b>No.</b> Jersey number
<b>PIM</b> Penalties in minutes	<b>Pos.</b> Position	<b>PTS</b> Points	<b>SOG</b> Shots on goal
<b>SVS</b> Saves	<b>SVS%</b> Saves in percentage	<b>+/-</b> Plus/minus net	



WED 23 JUN 2021

Start Time 17:30

Mixed

Quarterfinals, Game 14



## Line-ups

## NOR - KOR

## Referee

ESPOSITO Bobby (USA)

## Linesmen

FAZEKAS Tibor (SRB) , LUNDEN Andreas (SWE)

## Goalkeepers

Team: NOR

No.	Name	Gen
39	GROENLIE Johan	M
1	LUNDE Emanuel	M

Team: KOR

No.	Name	Gen
32	LEE Jae Woong	M
31	YU Man Gyun	M

## Team Line-ups

Team: NOR (red)

No.	Pos.	Name	Gen
16	D	NORDSTOGA Knut Andre +C	M
20	D	HAMRE Martin	M
9	F	VAERNES Morten	M
12	F	BOGLE Magnus	M
71	F	OISETH Ola +A	M
22	D	BAKKE Audun	M
25	D	SUNDT Andreas	M
17	F	SOLBERG Loyd Remi +A	M
27	F	VATNE Emil	M
91	F	LYNGROTH Alexander	M
6	F	KIRSTISTUEN Emil	M
29	F	SCHROEDER Lena	F
77	F	AANEKRE Torstein	M
33	F	SKOLBEKKEN Martin Bakkejord	M

Head Coach: LYSENSTOEN Andre

## NOT DRESSED:

10	F	RIVERA Tor Joakim	M
69	F	OEVERLI Fabian Cruickshank	M

Team: KOR (white)

No.	Pos.	Name	Gen
7	D	CHOI Kwang Hyouk	M
20	D	JANG Dong Shin	M
14	F	JUNG Seung Hwan	M
27	F	CHO Byeong Seok +A	M
28	F	LEE Jong Kyung	M
10	D	CHO Young Jae +A	M
12	D	KIM Young Sung	M
3	F	RYU Jee Hyun	M
9	F	CHOI Si Woo	M
55	F	JANG Jong Ho +C	M
1	F	LEE Jun Yong	M
51	F	KIM Sang Lak	M
88	F	PARK Sang Hyeon	M

Head Coach: HAN Min Su

## NOT DRESSED:

39	D	CHOI Hyuk Jun	M
----	---	---------------	---

## Legend:

<b>D</b>	Defence	<b>F</b>	Female / Forward	<b>Gen</b>	Gender	<b>M</b>	Male
<b>No.</b>	Jersey number	<b>Pos.</b>	Position	<b>+A</b>	Assistant captain	<b>+C</b>	Captain



WED 23 JUN 2021  
Start Time 17:30

Mixed  
Quarterfinals, Game 14



## Graphical Line-ups

### NOR - KOR

**Referee**  
ESPOSITO Bobby (USA)

**Linesmen**  
FAZEKAS Tibor (SRB) , LUNDEN Andreas (SWE)

**Team:** NOR - Norway (red)

**Head Coach:** LYSENSTOEN Andre

S1 39 GROENLIE Johan		
1 LUNDE Emanuel		
S2 16 NORDSTOGA Knut Andre +C	S3 20 HAMRE Martin	
S4 9 VAERNES Morten	S6 71 OISETH Ola +A	S5 12 BOGLE Magnus
22 BAKKE Audun		25 SUNDT Andreas
17 SOLBERG Loyd Remi +A	91 LYNGROTH Alexander	27 VATNE Emil
		33 SKOLBEKKEN Martin Bakkejord
6 KIRSTISTUEN Emil	29 SCHROEDER Lena	77 AANEKRE Torstein

**Team:** KOR - Korea (white)

**Head Coach:** HAN Min Su

S1 32 LEE Jae Woong		
31 YU Man Gyun		
S3 20 JANG Dong Shin	S2 7 CHOI Kwang Hyouk	
S6 28 LEE Jong Kyung	S5 27 CHO Byeong Seok +A	S4 14 JUNG Seung Hwan
12 KIM Young Sung		10 CHO Young Jae +A
3 RYU Jee Hyun	55 JANG Jong Ho +C	9 CHOI Si Woo
51 KIM Sang Lak	88 PARK Sang Hyeon	1 LEE Jun Yong

**Legend:**

**Sn** Starting position

**+A** Assistant captain

**+C** Captain





WED 23 JUN 2021

Start Time 17:30

End Time 19:20

Mixed

Quarterfinals, Game 14



## Game Summary

NOR - KOR 1 - 2 (0 - 1, 0 - 0, 1 - 0, 0 - 1)

Spectators	Referee	Linesmen
139	ESPOSITO Bobby (USA)	FAZEKAS Tibor (SRB) , LUNDEN Andreas (SWE)

## Team Statistics

Period	Score	SVS	SOG	PIM	TPP	PPG	SHG
1	0 : 1	3 : 3	3 : 4	0 : 2	02:00 : 00:00	0 : 0	0 : 0
2	0 : 0	4 : 1	1 : 4	2 : 2	02:00 : 00:10	0 : 0	0 : 0
3	1 : 0	2 : 3	4 : 2	2 : 2	00:14 : 02:04	0 : 0	0 : 0
OT	0 : 1	1 : 1	1 : 2	0 : 0	00:00 : 00:00	0 : 0	0 : 0
<b>Total</b>	<b>1 : 2</b>	<b>10 : 8</b>	<b>9 : 12</b>	<b>4 : 6</b>	<b>04:14 : 02:14</b>	<b>0 : 0</b>	<b>0 : 0</b>

## 1st Period

Action	Time	ET/Res	Team	Type	No.	Name	(G) Name of Assistant(s) / Action Description
GK	00:00		KOR		32	LEE JW	- Goalkeeper in
GK	00:00		NOR		39	GROENLIE J	- Goalkeeper in
<b>Goal</b>	<b>04:39</b>	<b>0 : 1</b>	<b>KOR</b>	<b>EQ</b>	<b>27</b>	<b>CHO BS</b>	(1) 14 JUNG SH On Ice NOR 39 12 16 17 20 22 KOR 32 7 14 20 27 28
Penalty	10:25	12:25	KOR	2 min.	12	KIM YS	- Teeing

## 2nd Period

Action	Time	ET/Res	Team	Type	No.	Name	(G) Name of Assistant(s) / Action Description
Penalty	25:51	27:51	KOR	2 min.	9	CHOI SW	- Interference
Penalty	29:50	31:50	NOR	2 min.	22	BAKKE A	- Interference

## 3rd Period

Action	Time	ET/Res	Team	Type	No.	Name	(G) Name of Assistant(s) / Action Description
Penalty	38:07	40:07	NOR	2 min.	17	SOLBERG LR	- Throwing a Stick or any Object
Penalty	38:21	40:21	KOR	2 min.	10	CHO YJ	- Tripping
<b>Goal</b>	<b>41:39</b>	<b>1 : 1</b>	<b>NOR</b>	<b>EQ</b>	<b>20</b>	<b>HAMRE M</b>	(1) On Ice NOR 39 16 17 20 22 91 KOR 32 3 9 10 12 55

## Overtime

Action	Time	ET/Res	Team	Type	No.	Name	(G) Name of Assistant(s) / Action Description
<b>Goal</b>	<b>49:31</b>	<b>1 : 2</b>	<b>KOR</b>	<b>EQ</b>	<b>14</b>	<b>JUNG SH</b>	(2) 28 LEE JK On Ice NOR 39 17 22 25 71 KOR 32 14 20 27 28
GK	49:31		NOR				39 GROENLIE J - Goalkeeper out
GK	49:31		KOR				32 LEE JW - Goalkeeper out

## Goalkeeper Records

Team : NOR - Norway

No.	Name	SOG	SVS	MIP
39	GROENLIE Johan	12	10	49:31
1	LUNDE Emanuel			

Team : KOR - Korea

No.	Name	SOG	SVS	MIP
32	LEE Jae Woong	9	8	49:31
31	YU Man Gyun			

## Game Statistics

Team : NOR (red)											Shots on Goal						
No.	Pos.	Name	Gen	G	A	P	PIM	FO+	FO-	FO+/-	FO%	1	2	3	OT	TS	+/-
9	F	VAERNES Morten	M	0	0	0	0	0	0	0	0.00	0	0	0	1	1	0
12	F	BOGLE Magnus	M	0	0	0	0	9	7	2	56.25	1	0	0	0	1	-1
16	D	NORDSTOGA Knut Andre +C (BP)	M	0	0	0	0	0	0	0	0.00	0	0	0	0	0	0
20	D	HAMRE Martin	M	1	0	1	0	3	10	-7	23.08	0	1	1	0	2	0
71	F	OISETH Ola +A	M	0	0	0	0	7	6	1	53.85	2	0	1	0	3	-1
17	F	SOLBERG Loyd Remi +A	M	0	0	0	2	0	0	0	0.00	0	0	1	0	1	-1
22	D	BAKKE Audun	M	0	0	0	2	0	0	0	0.00	0	0	1	0	1	-1
25	D	SUNDT Andreas	M	0	0	0	0	0	0	0	0.00	0	0	0	0	0	-1
27	F	VATNE Emil	M	0	0	0	0	0	0	0	0.00	0	0	0	0	0	0



WED 23 JUN 2021

Start Time 17:30

End Time 19:20

Mixed

Quarterfinals, Game 14



Head Coach : LYSENSTOEN Andre

No.	Pos.	Name	Gen	G	A	P	PIM	FO+	FO-	FO+/-	FO%	Shots on Goal					+/-
												1	2	3	OT	TS	
91	F	LYNGROTH Alexander	M	0	0	0	0	0	0	0	0.00	0	0	0	0	0	+1
6	F	KIRSTISTUEN Emil	M	0	0	0	0	0	0	0	0.00	0	0	0	0	0	0
29	F	SCHROEDER Lena	F	0	0	0	0	0	0	0	0.00	0	0	0	0	0	0
33	F	SKOLBEKKEN Martin Bakkejord	M	0	0	0	0	0	0	0	0.00	0	0	0	0	0	0
77	F	AANEKRE Torstein	M	0	0	0	0	0	0	0	0.00	0	0	0	0	0	0
1	GK	LUNDE Emanuel	M	0	0	0	0					0	0	0	0	0	
39	GK	GROENLIE Johan	M	0	0	0	0					0	0	0	0	0	
<b>Total</b>				<b>1</b>	<b>0</b>	<b>1</b>	<b>4</b>	<b>19</b>	<b>23</b>	<b>-4</b>	<b>45.24</b>	<b>3</b>	<b>1</b>	<b>4</b>	<b>1</b>	<b>9</b>	

Team : KOR (white)

Head Coach : HAN Min Su

No.	Pos.	Name	Gen	G	A	P	PIM	FO+	FO-	FO+/-	FO%	Shots on Goal					+/-
												1	2	3	OT	TS	
7	D	CHOI Kwang Hyouk	M	0	0	0	0	0	0	0	0.00	2	0	0	0	2	+1
14	F	JUNG Seung Hwan	M	1	1	2	0	0	0	0	0.00	0	2	2	2	6	+2
20	D	JANG Dong Shin	M	0	0	0	0	0	0	0	0.00	0	0	0	0	0	+2
27	F	CHO Byeong Seok +A (BP)	M	1	0	1	0	0	1	-1	0.00	1	1	0	0	2	+2
28	F	LEE Jong Kyung	M	0	1	1	0	11	9	2	55.00	1	0	0	0	1	+2
3	F	RYU Jee Hyun	M	0	0	0	0	0	0	0	0.00	0	0	0	0	0	-1
9	F	CHOI Si Woo	M	0	0	0	2	0	0	0	0.00	0	0	0	0	0	-1
10	D	CHO Young Jae +A	M	0	0	0	2	0	0	0	0.00	0	0	0	0	0	-1
12	D	KIM Young Sung	M	0	0	0	2	0	0	0	0.00	0	1	0	0	1	-1
55	F	JANG Jong Ho +C	M	0	0	0	0	12	9	3	57.14	0	0	0	0	0	-1
1	F	LEE Jun Yong	M	0	0	0	0	0	0	0	0.00	0	0	0	0	0	0
51	F	KIM Sang Lak	M	0	0	0	0	0	0	0	0.00	0	0	0	0	0	0
88	F	PARK Sang Hyeon	M	0	0	0	0	0	0	0	0.00	0	0	0	0	0	0
31	GK	YU Man Gyun	M	0	0	0	0					0	0	0	0	0	
32	GK	LEE Jae Woong	M	0	0	0	0					0	0	0	0	0	
<b>Total</b>				<b>2</b>	<b>2</b>	<b>4</b>	<b>6</b>	<b>23</b>	<b>19</b>	<b>4</b>	<b>54.76</b>	<b>4</b>	<b>4</b>	<b>2</b>	<b>2</b>	<b>12</b>	

## Legend:

<b>(G)</b>	Goals in tournament	<b>+/-</b>	Plus/minus net	<b>+A</b>	Assistant captain	<b>+C</b>	Captain
<b>A</b>	Assists	<b>D</b>	Defence	<b>EQ</b>	Equal strength	<b>ET/Res</b>	Penalty end time/Result of game
<b>F</b>	Female / Forward	<b>FO-</b>	Face-offs lost	<b>FO%</b>	Face-offs won as percentage	<b>FO+</b>	Face-offs won
<b>FO+/-</b>	Face-offs net	<b>G</b>	Goals	<b>Gen</b>	Gender	<b>GK</b>	Goalkeeper
<b>M</b>	Male	<b>MIP</b>	Minutes in play (GK)	<b>No.</b>	Jersey number	<b>OT</b>	Overtime
<b>P</b>	Points	<b>PIM</b>	Penalties in minutes	<b>Pos.</b>	Position	<b>PPG</b>	Power play goals
<b>SHG</b>	Shorthanded goals	<b>SOG</b>	Shots on goal	<b>SVS</b>	Saves	<b>TPP</b>	Time on power play
<b>TS</b>	Total shots						



WED 23 JUN 2021  
Start Time 17:30

Mixed  
Quarterfinals, Game 14



### Shot Chart NOR - KOR

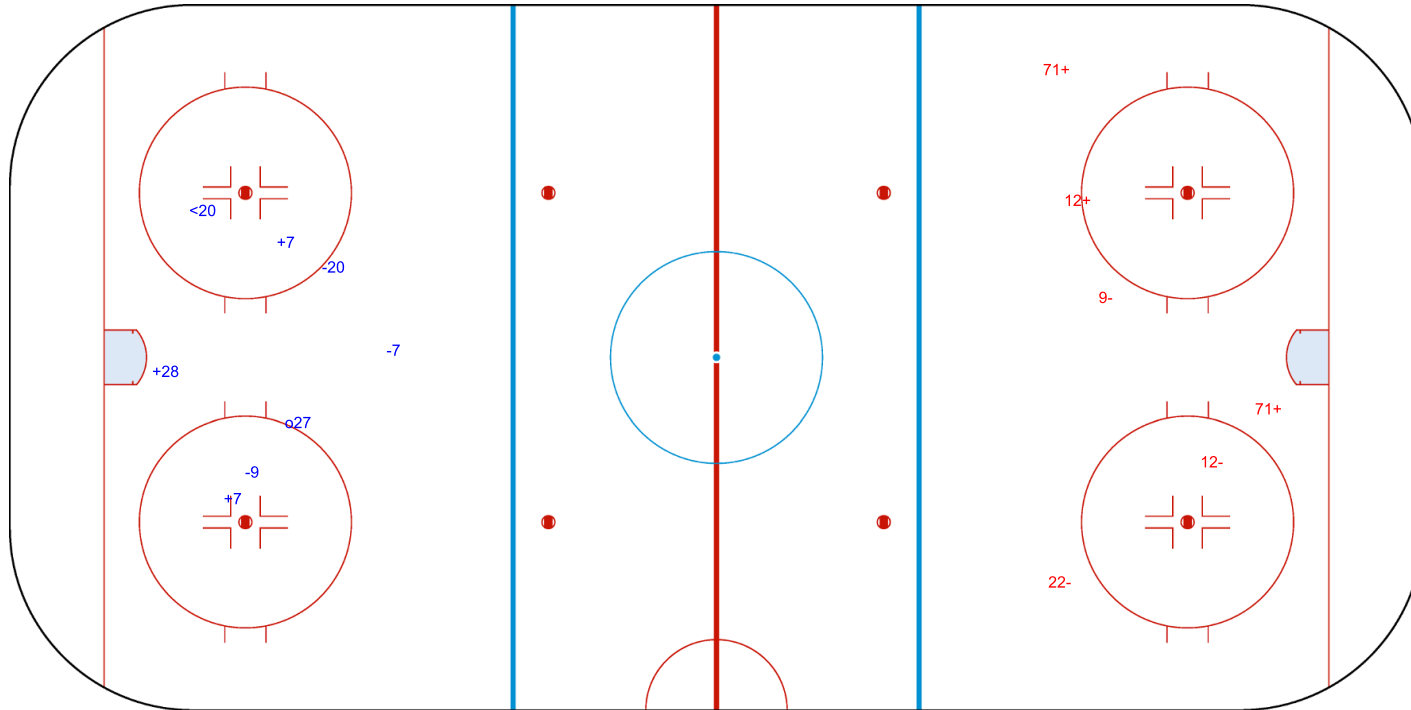
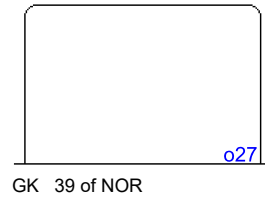
Shots by KOR  
Goals (o): 1    SSG (+): 3  
SSP (-): 1    SPG (-): 3



Period: 1



Shots by NOR  
Goals (o): 0    SSG (+): 3  
SSP (>): 0    SPG (-): 3



<b>Legend:</b>	<b>GK</b> Goalkeeper	<b>SPG</b> Shots past goal	<b>SSG</b> Shots saved by goalkeeper	<b>SSP</b> Shots saved by player
----------------	----------------------	----------------------------	--------------------------------------	----------------------------------



WED 23 JUN 2021  
Start Time 17:30

Mixed  
Quarterfinals, Game 14



### Shot Chart NOR - KOR

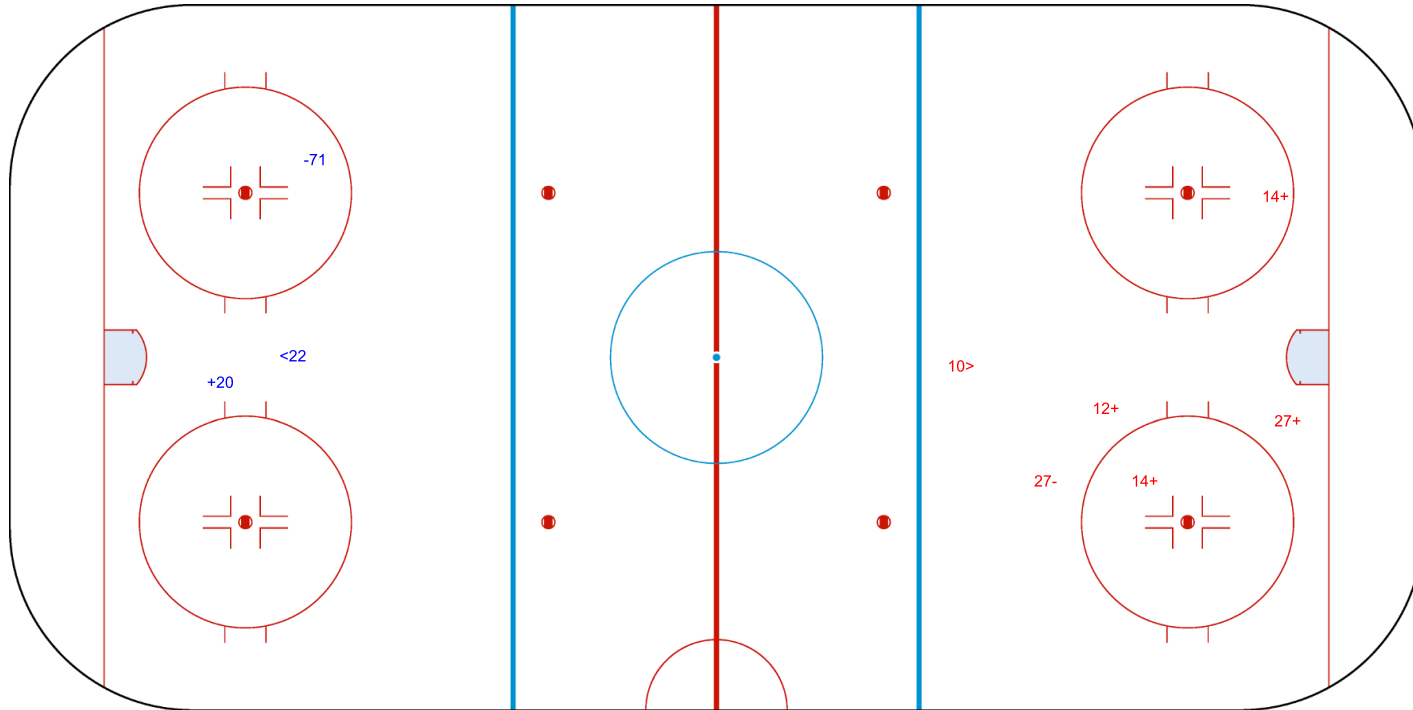
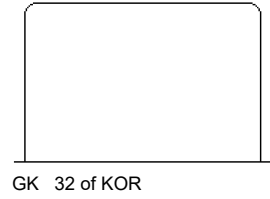
Shots by NOR  
Goals (o): 0  
SSP (<): 1  
SSG (+): 1  
SPG (-): 1



Period: 2



Shots by KOR  
Goals (o): 0  
SSP (>): 1  
SSG (+): 4  
SPG (-): 1



<b>Legend:</b>	<b>GK</b> Goalkeeper	<b>SPG</b> Shots past goal	<b>SSG</b> Shots saved by goalkeeper	<b>SSP</b> Shots saved by player
----------------	----------------------	----------------------------	--------------------------------------	----------------------------------



WED 23 JUN 2021  
Start Time 17:30

Mixed  
Quarterfinals, Game 14



Shot Chart  
NOR - KOR

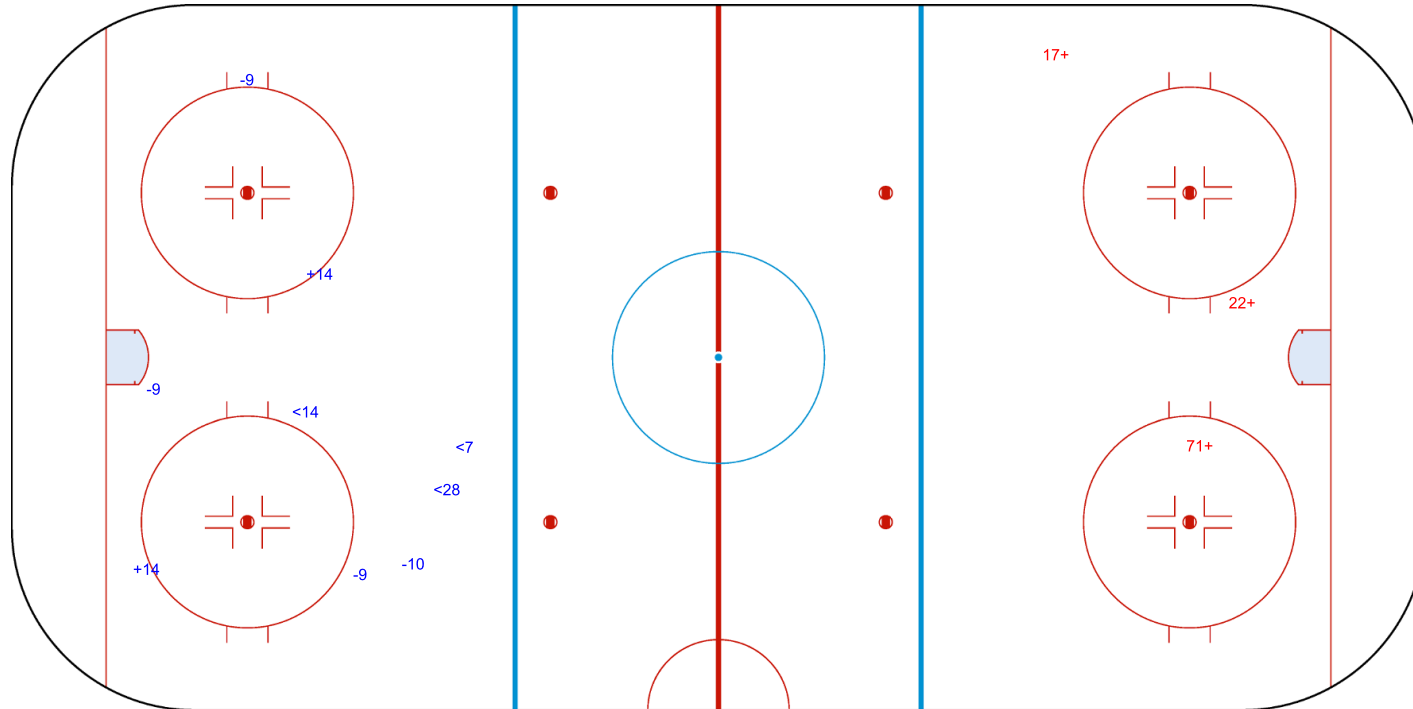
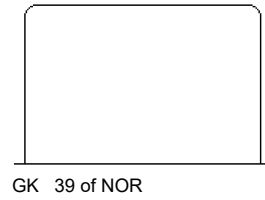
Shots by KOR  
Goals (o): 0    SSG (+): 2  
SSP (-): 3    SPG (-): 4



Period: 3



Shots by NOR  
Goals (o): 1    SSG (+): 3  
SSP (>): 0    SPG (-): 0



Legend:	
<b>GK</b>	Goalkeeper
<b>SPG</b>	Shots past goal
<b>SSG</b>	Shots saved by goalkeeper
<b>SSP</b>	Shots saved by player



WED 23 JUN 2021  
Start Time 17:30


Mixed  
Quarterfinals, Game 14



### Shot Chart NOR - KOR

Shots by KOR  
Goals (o): 1  
SSP (<): 0

SSG (+): 1  
SPG (-): 0



GK 39 of NOR



Overtime

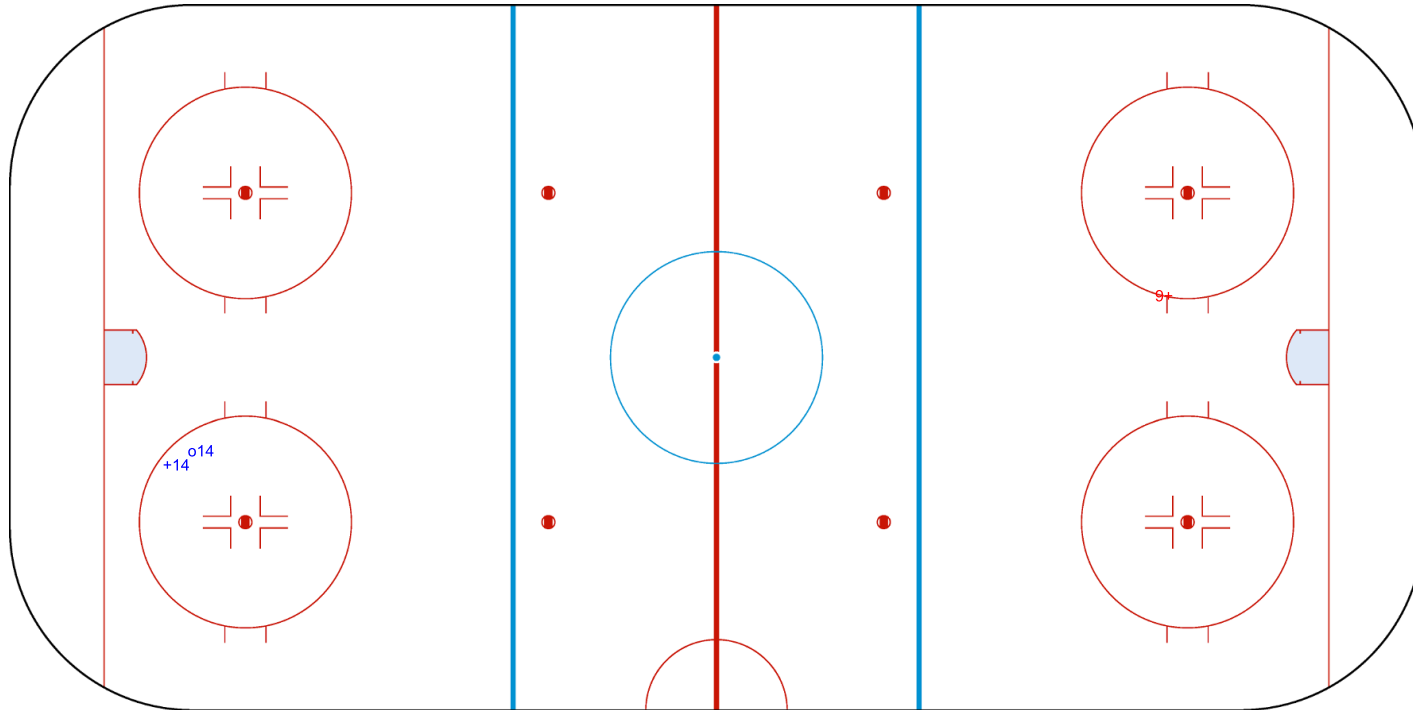


Shots by NOR  
Goals (o): 0  
SSP (>): 0

SSG (+): 1  
SPG (-): 0



GK 32 of KOR



<b>Legend:</b>	
<b>GK</b> Goalkeeper	<b>SSP</b> Shots saved by player
<b>SPG</b> Shots past goal	<b>SSG</b> Shots saved by goalkeeper



WED 23 JUN 2021  
Start Time 17:30

Mixed  
Quarterfinals, Game 14



## Face-off Chart NOR - KOR

### PERIOD 1

	NOR		KOR		NOR		KOR		
	Def. zone	Att. zone	Neutral zone	Neutral zone	Att. zone	Def. zone	Def. zone		
	+ 12	- 55	- 12	+ 28	- 20	+ 55	- 20	+ 55	Total wins all zones
	- 12	+ 28	- 20	+ 55	+ 71	- 55	+ 71	- 55	
	- 71	+ 28			- 71	+ 28			
	- 20	+ 28							
	+ 12	- 55							
Total wins / period	2 / 40%	3 / 60%	0 / 0%	2 / 100%	1 / 33%	2 / 67%	3 / 30%	7 / 70%	

### PERIOD 2

	NOR		KOR		NOR		KOR		
	Def. zone	Att. zone	Neutral zone	Neutral zone	Att. zone	Def. zone	Def. zone		
	- 12	+ 55	+ 12	- 28	- 20	+ 55	- 20	+ 55	Total wins all zones
	- 71	+ 28	- 20	+ 28	- 71	+ 55	- 71	+ 55	
	+ 71	- 55			+ 12	- 27			
	+ 12	- 55							
	- 12	+ 55							
	+ 12	- 28							
	+ 12	- 28							
	- 12	+ 55							
	- 12	+ 28							
Total wins / period	4 / 44%	5 / 56%	1 / 50%	1 / 50%	1 / 33%	2 / 67%	6 / 43%	8 / 57%	

### PERIOD 3

	NOR		KOR		NOR		KOR			
	Def. zone	Att. zone	Neutral zone	Neutral zone	Att. zone	Def. zone	Def. zone			
	+ 71	- 28	- 71	+ 28	+ 71	- 28	+ 71	- 28	Total wins all zones	
	+ 71	- 28	- 71	+ 28	+ 20	- 55	+ 20	- 55		
	+ 20	- 55	- 20	+ 28	- 20	+ 55	- 20	+ 55		
	- 20	+ 55	- 12	+ 55	+ 12	- 28	+ 12	- 28		
	- 20	+ 55	+ 12	- 28						
	+ 71	- 55								
	+ 20	- 55								
Total wins / period	5 / 71%	2 / 29%	1 / 20%	4 / 80%	3 / 75%	1 / 25%	9 / 56%	7 / 44%		

### OVERTIME

	NOR		KOR		NOR		KOR		
	Def. zone	Att. zone	Neutral zone	Neutral zone	Att. zone	Def. zone	Def. zone		
	- 20	+ 55	+ 71	- 28					Total wins all zones
Total wins / period	0 / 0%	1 / 100%	1 / 100%	0 / 0%			1 / 50%	1 / 50%	

### TOTAL



WED 23 JUN 2021

Start Time 17:30

Mixed

Quarterfinals, Game 14



Total wins / game	NOR		KOR		NOR		KOR		Total wins all zones	
	Def. zone	Att. zone	Neutral zone		Att. zone	Def. zone	NOR	KOR		
	11 / 50%	11 / 50%	3 / 30%	7 / 70%	5 / 50%	5 / 50%	19 / 45%	23 / 55%		

## HEAD TO HEAD

		KOR								
No.		27	28	55	Tot	wins NOR	Dz	Nz	Az	
NOR	12	1 - 0	5 - 3	3 - 4	16	9 56%	5 50%	2 50%	2 100%	
	20		0 - 3	3 - 7	13	3 23%	2 33%	0 0%	1 25%	
	71		4 - 5	3 - 1	13	7 54%	4 67%	1 33%	2 50%	
Tot		1	20	21	42	19 45%	11 50%	3 30%	5 50%	
wins KOR		0 0%	11 55%	12 57%	23 55%					
Dz		0 0%	1 33%	4 67%	5 50%					
Nz			5 63%	2 100%	7 70%					
Az			5 56%	6 46%	11 50%					

## Legend:

**Az** Attacking zone    **Dz** Defending zone    **No.** Jersey number    **Nz** Neutral zone    **Tot** Total face-offs played





WED 23 JUN 2021

Start Time 20:45

Mixed

Placement Round (7-8) - Game 15



## Game Roster

## SVK - ITA

## Referee

RAPAK Martin (CZE)

## Linesmen

HERMANSEN OSWOLD Marius (NOR) , VANEK Jan (CZE)

## Goalkeepers

Team: SVK

No.	Name	Gen	GP	MIP	GA	SVS	SOG	SVS%	GAA
18	LEPACEK Eduard	M	3	134:07	11	64	75	85.33	3.69
21	PASTUCHA Miroslav	M	3	00:00	0	0	0	0.00	0.00

## Team Roster

Team: SVK (blue)

No.	Pos.	Name	Gen	GP	G	A	PTS	PIM	+/-
7	F	STASAK Miroslav	M	3	0	1	1	4	-4
10	D	STIT Peter	M	3	0	0	0	4	-1
11	F	LIGDA Marian	M	3	0	0	0	2	+2
18	GK	LEPACEK Eduard	M	3	0	0	0	0	
21	GK	PASTUCHA Miroslav	M	3	0	0	0	0	
25	F	JOPPA Martin	M	3	3	1	4	2	+3
27	D	KASCAK Peter	M	3	0	0	0	2	+1
30	D	FOJTIK Erik	M	3	0	0	0	6	0
44	F	TURIC Robert	M	3	0	0	0	0	-3
45	F	VECEREK Milos	M	3	2	0	2	2	-2
66	D	FERENCIK Slavomir	M	3	0	0	0	0	-2
98	F	KORMAN David	M	3	0	1	1	0	+2

Head Coach: BIELECKA Radoslav

Team: ITA

No.	Name	Gen	GP	MIP	GA	SVS	SOG	SVS%	GAA
15	ARAUDO Gabriele	M	3	30:00	4	11	15	73.33	6.00
82	KASSLATTER Julian	M	2	60:00	8	24	32	75.00	6.00

Team: ITA (white)

No.	Pos.	Name	Gen	GP	G	A	PTS	PIM	+/-
2	D	ENDERLE Alex	M	3	0	0	0	0	-4
3	D	ROSA Gianluigi	M	3	0	1	1	2	-6
4	F	REMOTTI MARNINI Matteo	M	3	0	0	0	4	-3
5	F	PLANKER Florian	M	3	0	1	1	0	-2
6	D	CAVALIERE Gian Luca	M	3	1	0	1	2	-4
8	D	RADICE Roberto	M	3	0	0	0	0	-5
9	F	KALEGARIS Sandro	M	2	1	0	1	2	-2
11	F	LARCH Nils	M	3	0	0	0	2	-3
15	GK	ARAUDO Gabriele	M	3	0	0	0	0	
18	D	MACRI Andrea	M	3	0	2	2	2	-3
20	F	STELLA Igor	M	2	0	0	0	0	-2
25	F	TORELLA Francesco	M	3	0	0	0	0	-3
27	F	ANDREONI Alessandro	M	3	0	0	0	2	-5
62	F	DEPAOLI Christoph	M	3	2	0	2	0	-5
82	GK	KASSLATTER Julian	M	2	0	0	0	0	
84	D	KERSCHBAUMER Stefan	M	2	0	0	0	0	-3

Head Coach: da RIN de LORENZO Massimo

## Legend:

<b>A</b> Assists	<b>D</b> Defence	<b>F</b> Forward	<b>G</b> Goals
<b>GA</b> Goals against	<b>GAA</b> Goals against as average per 45 minutes	<b>Gen</b> Gender	<b>GK</b> Goalkeeper
<b>GP</b> Games played	<b>M</b> Male	<b>MIP</b> Minutes and seconds played	<b>No.</b> Jersey number
<b>PIM</b> Penalties in minutes	<b>Pos.</b> Position	<b>PTS</b> Points	<b>SOG</b> Shots on goal
<b>SVS</b> Saves	<b>SVS%</b> Saves in percentage	<b>+/-</b> Plus/minus net	



WED 23 JUN 2021

Start Time 20:45

Placement Round (7-8) - Game 15

Mixed



## Line-ups

## SVK - ITA

## Referee

RAPAK Martin (CZE)

## Linesmen

HERMANSEN OSWOLD Marius (NOR) , VANEK Jan (CZE)

## Goalkeepers

Team: SVK

No.	Name	Gen
18	LEPACEK Eduard	M
21	PASTUCHA Miroslav	M

## Team Line-ups

Team: SVK (blue)

No.	Pos.	Name	Gen
30	D	FOJTIK Erik	M
66	D	FERENCIK Slavomir +A	M
11	F	LIGDA Marian +C	M
25	F	JOPPA Martin +A	M
98	F	KORMAN David	M
10	D	STIT Peter	M
27	D	KASCAK Peter	M
7	F	STASAK Miroslav	M
44	F	TURIC Robert	M
45	F	VECEREK Milos	M

Head Coach: BIELECKA Radoslav

Team: ITA

No.	Name	Gen
82	KASSLATTER Julian	M
15	ARAUDO Gabriele	M

Team: ITA (white)

No.	Pos.	Name	Gen
2	D	ENDERLE Alex	M
3	D	ROSA Gianluigi	M
5	F	PLANKER Florian +A	M
11	F	LARCH Nils	M
62	F	DEPAOLI Christoph	M
6	D	CAVALIERE Gian Luca +C	M
8	D	RADICE Roberto	M
18	D	MACRI Andrea +A	M
9	F	KALEGARIS Sandro	M
27	F	ANDREONI Alessandro	M
84	D	KERSCHBAUMER Stefan	M
4	F	REMOTTI MARNINI Matteo	M
25	F	TORELLA Francesco	M

Head Coach: da RIN de LORENZO Massimo

## NOT DRESSED:

20	F	STELLA Igor	M
----	---	-------------	---

## Legend:

<b>D</b>	Defence	<b>F</b>	Forward	<b>Gen</b>	Gender	<b>M</b>	Male
<b>No.</b>	Jersey number	<b>Pos.</b>	Position	<b>+A</b>	Assistant captain	<b>+C</b>	Captain



WED 23 JUN 2021

Start Time 20:45

Placement Round (7-8) - Game 15



Mixed

## Graphical Line-ups

## SVK - ITA

## Referee

RAPAK Martin (CZE)

## Linesmen

HERMANSEN OSWOLD Marius (NOR) , VANEK Jan (CZE)

Team: SVK - Slovakia (blue)

Head Coach: BIELECKA Radoslav

S1 18 LEPACEK Eduard		
21 PASTUCHA Miroslav		
S3 66 FERENCIK Slavomir +A	S2 30 FOJTIK Erik	
S6 98 KORMAN David	S4 11 LIGDA Marian +C	S5 25 JOPPA Martin +A
10 STIT Peter		27 KASCAK Peter
45 VECEREK Milos	7 STASAK Miroslav	44 TURIC Robert

Team: ITA - Italy (white)

Head Coach: da RIN de LORENZO Massimo

82 KASSLATTER Julian		
S1 15 ARAUDO Gabriele		
S2 2 ENDERLE Alex	S3 5 PLANKER Florian +A	
S5 11 LARCH Nils	S4 3 ROSA Gianluigi	S6 62 DEPAOLI Christoph
18 MACRI Andrea +A		6 CAVALIERE Gian Luca +C
8 RADICE Roberto	27 ANDREONI Alessandro	9 KALEGARIS Sandro
84 KERSCHBAUMER Stefan		
25 TORELLA Francesco	4 REMOTTI MARNINI Matteo	

## Legend:

Sn	Starting position	+A	Assistant captain	+C	Captain
----	-------------------	----	-------------------	----	---------



WED 23 JUN 2021

Start Time 20:45

End Time 22:30

Mixed

Placement Round (7-8) - Game 15



## Game Summary

SVK - ITA 0 - 4 (0 - 3, 0 - 1, 0 - 0)

Spectators	Referee	Linesmen
92	RAPAK Martin (CZE)	HERMANSEN OSWOLD Marius (NOR) , VANEK Jan (CZE)

## Team Statistics

Period	Score	SVS	SOG	PIM	TPP	PPG	SHG
1	0 : 3	2 : 3	3 : 5	2 : 2	01:32 : 00:59	0 : 1	0 : 0
2	0 : 1	6 : 3	3 : 7	4 : 2	01:46 : 02:00	0 : 1	0 : 0
3	0 : 0	3 : 6	6 : 3	2 : 4	03:00 : 02:00	0 : 0	0 : 0
<b>Total</b>	<b>0 : 4</b>	<b>11 : 12</b>	<b>12 : 15</b>	<b>8 : 8</b>	<b>06:18 : 04:59</b>	<b>0 : 2</b>	<b>0 : 0</b>

## 1st Period

Action	Time	ET/Res	Team	Type	No.	Name	(G)	Name of Assistant(s) / Action Description
GK	00:00		SVK		18	LEPACEK E		- Goalkeeper in
GK	00:00		ITA		15	ARAUDO G		- Goalkeeper in
<b>Goal</b>	<b>01:43</b>	<b>0 : 1</b>	<b>ITA</b>	<b>EQ</b>	<b>11</b>	<b>LARCH N</b>	(1)	5 PLANKER F 62 DEPAOLI C On Ice SVK 18 7 10 44 45 66 ITA 15 2 3 5 11 62
Penalty	03:58	04:57	SVK	2 min.	10	STIT P		- Teeing
<b>Goal</b>	<b>04:57</b>	<b>0 : 2</b>	<b>ITA</b>	<b>PP1</b>	<b>3</b>	<b>ROSA G</b>	(1)	18 MACRI A On Ice SVK 18 11 27 30 98 ITA 15 3 5 11 18 62 *
<b>Goal</b>	<b>08:50</b>	<b>0 : 3</b>	<b>ITA</b>	<b>EQ</b>	<b>18</b>	<b>MACRI A</b>	(1)	9 KALEGARIS S On Ice SVK 18 11 25 30 45 66 ITA 15 6 8 9 18 27
Penalty	13:28	15:28	ITA	2 min.	8	RADICE R		- Tripping

## 2nd Period

Action	Time	ET/Res	Team	Type	No.	Name	(G)	Name of Assistant(s) / Action Description
Penalty	15:50	17:50	ITA	2 min.	3	ROSA G		- Teeing
Penalty	17:08	18:10	SVK	2 min.	7	STASAK M		- Teeing
Penalty	17:36	19:36	SVK	2 min.	45	VECEREK M		- Holding an opponent
<b>Goal</b>	<b>18:10</b>	<b>0 : 4</b>	<b>ITA</b>	<b>PP2</b>	<b>5</b>	<b>PLANKER F</b>	(1)	18 MACRI A On Ice SVK 18 25 30 66 ITA 15 3 5 11 18 62 *

## 3rd Period

Action	Time	ET/Res	Team	Type	No.	Name	(G)	Name of Assistant(s) / Action Description
Penalty	30:10	32:10	SVK	2 min.	98	KORMAN D		- Tripping
Penalty	37:37	39:37	ITA	2 min.	27	ANDREONI A		- Holding an opponent
Penalty	44:00	45:00	ITA	2 min.	8	RADICE R		- Teeing
GK	45:00		SVK					18 LEPACEK E - Goalkeeper out
GK	45:00		ITA					15 ARAUDO G - Goalkeeper out

## Goalkeeper Records

Team : SVK - Slovakia

No.	Name	SOG	SVS	MIP
18	LEPACEK Eduard	15	11	45:00
21	PASTUCHA Miroslav			

Team : ITA - Italy

No.	Name	SOG	SVS	MIP
15	ARAUDO Gabriele	12	12	45:00
82	KASSLATTER Julian			

## Game Statistics

Team : SVK (blue)

Head Coach : BIELECKA Radoslav

No.	Pos.	Name	Gen	G	A	P	PIM	FO+	FO-	FO+/-	FO%	Shots on Goal					+/-
												1	2	3	OT	TS	
11	F	LIGDA Marian +C	M	0	0	0	0	8	17	-9	32.00	0	0	1		1	-1
25	F	JOPPA Martin +A	M	0	0	0	0	2	2	0	50.00	1	1	1		3	-1
30	D	FOJTIK Erik	M	0	0	0	0	0	0	0	0.00	1	0	1		2	-1
66	D	FERENCIK Slavomir +A	M	0	0	0	0	0	0	0	0.00	0	1	1		2	-2
98	F	KORMAN David	M	0	0	0	2	0	0	0	0.00	0	0	1		1	0
7	F	STASAK Miroslav	M	0	0	0	2	5	4	1	55.56	1	1	1		3	-1
10	D	STIT Peter	M	0	0	0	2	0	0	0	0.00	0	0	0		0	-1
27	D	KASCAK Peter	M	0	0	0	0	0	0	0	0.00	0	0	0		0	0



WED 23 JUN 2021

Start Time 20:45

End Time 22:30

Mixed

Placement Round (7-8) - Game 15



Head Coach : BIELECKA Radoslav

No.	Pos.	Name	Gen	G	A	P	PIM	FO+	FO-	FO+/-	FO%	Shots on Goal					+/-
												1	2	3	OT	TS	
44	F	TURIC Robert	M	0	0	0	0	0	0	0	0.00	0	0	0	0	0	-1
45	F	VECEREK Milos (BP)	M	0	0	0	2	1	2	-1	33.33	0	0	0	0	-2	
18	GK	LEPACEK Eduard	M	0	0	0	0					0	0	0	0		
21	GK	PASTUCHA Miroslav	M	0	0	0	0					0	0	0	0		
<b>Total</b>				<b>0</b>	<b>0</b>	<b>0</b>	<b>8</b>	<b>16</b>	<b>25</b>	<b>-9</b>	<b>39.02</b>	<b>3</b>	<b>3</b>	<b>6</b>	<b>12</b>		

Team : ITA (white)

Head Coach : da RIN de LORENZO Massimo

No.	Pos.	Name	Gen	G	A	P	PIM	FO+	FO-	FO+/-	FO%	Shots on Goal					+/-
												1	2	3	OT	TS	
2	D	ENDERLE Alex	M	0	0	0	0	0	0	0	0.00	0	2	0	2	+1	
3	D	ROSA Gianluigi	M	1	0	1	2	0	0	0	0.00	3	1	1	5	+1	
5	F	PLANKER Florian +A	M	1	1	2	0	8	5	3	61.54	0	1	0	1	+1	
11	F	LARCH Nils	M	1	0	1	0	5	1	4	83.33	1	1	1	3	+1	
62	F	DEPAOLI Christoph	M	0	1	1	0	2	0	2	100.00	0	0	0	0	+1	
6	D	CAVALIERE Gian Luca +C	M	0	0	0	0	0	0	0	0.00	0	0	0	0	+1	
8	D	RADICE Roberto	M	0	0	0	4	0	0	0	0.00	0	0	0	0	+1	
9	F	KALEGARIS Sandro	M	0	1	1	0	2	4	-2	33.33	0	0	0	0	+1	
18	D	MACRI Andrea +A	M	1	2	3	0	0	0	0	0.00	1	1	0	2	+1	
27	F	ANDREONI Alessandro	M	0	0	0	2	8	6	2	57.14	0	1	1	2	+1	
4	F	REMOTTI MARNINI Matteo	M	0	0	0	0	0	0	0	0.00	0	0	0	0	0	
25	F	TORELLA Francesco	M	0	0	0	0	0	0	0	0.00	0	0	0	0	0	
84	D	KERSCHBAUMER Stefan	M	0	0	0	0	0	0	0	0.00	0	0	0	0	0	
15	GK	ARAUDO Gabriele (BP)	M	0	0	0	0					0	0	0	0		
82	GK	KASSLATTER Julian	M	0	0	0	0					0	0	0	0		
<b>Total</b>				<b>4</b>	<b>5</b>	<b>9</b>	<b>8</b>	<b>25</b>	<b>16</b>	<b>9</b>	<b>60.98</b>	<b>5</b>	<b>7</b>	<b>3</b>	<b>15</b>		

## Legend:

<b>(G)</b> Goals in tournament	<b>*</b> does not count for Plus/minus	<b>+/-</b> Plus/minus net	<b>+A</b> Assistant captain
<b>+C</b> Captain	<b>A</b> Assists	<b>D</b> Defence	<b>EQ</b> Equal strength
<b>ET/Res</b> Penalty end time/Result of game	<b>F</b> Forward	<b>FO-</b> Face-offs lost	<b>FO%</b> Face-offs won as percentage
<b>FO+</b> Face-offs won	<b>FO+/-</b> Face-offs net	<b>G</b> Goals	<b>Gen</b> Gender
<b>GK</b> Goalkeeper	<b>M</b> Male	<b>MIP</b> Minutes in play (GK)	<b>No.</b> Jersey number
<b>OT</b> Overtime	<b>P</b> Points	<b>PIM</b> Penalties in minutes	<b>Pos.</b> Position
<b>PP1</b> Power play - 1 player	<b>PP2</b> Power play - 2 players	<b>PPG</b> Power play goals	<b>SHG</b> Shorthanded goals
<b>SOG</b> Shots on goal	<b>SVS</b> Saves	<b>TPP</b> Time on power play	<b>TS</b> Total shots



WED 23 JUN 2021  
Start Time 20:45

Mixed  
Placement Round (7-8) - Game 15

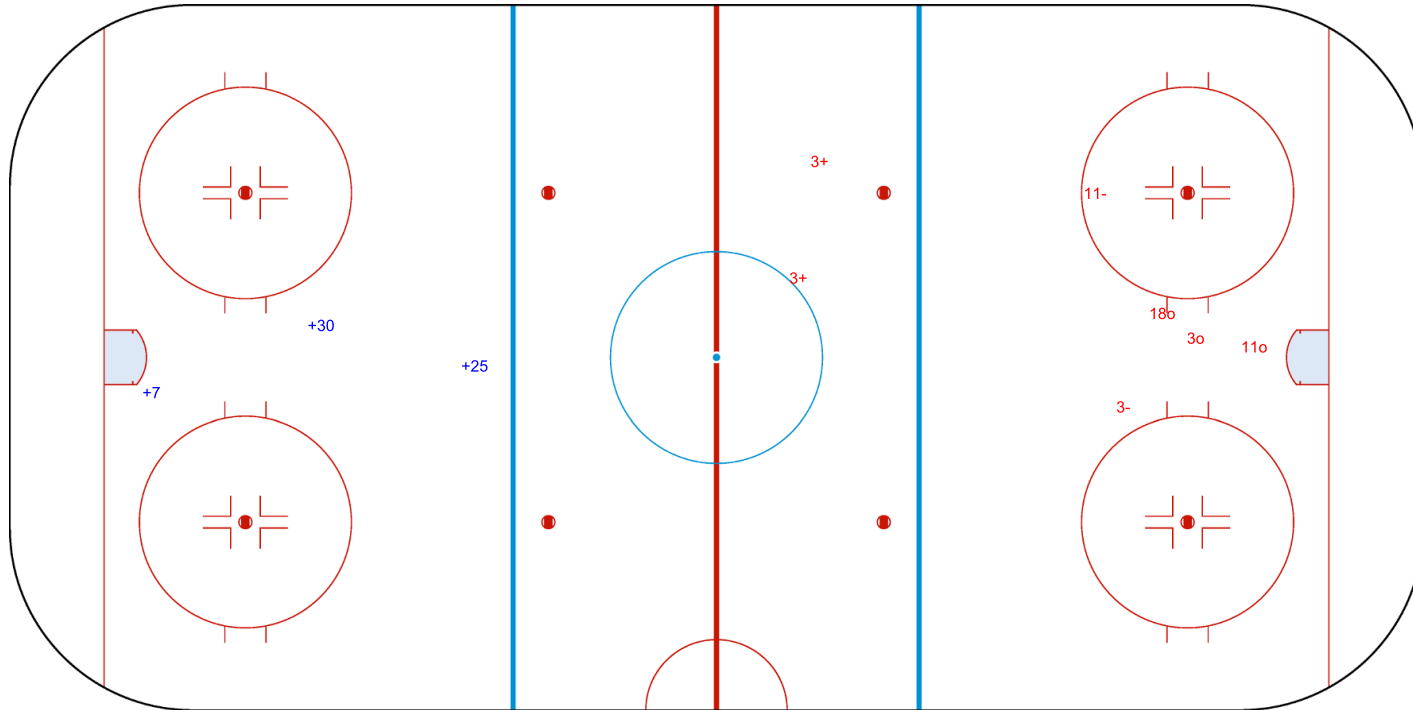
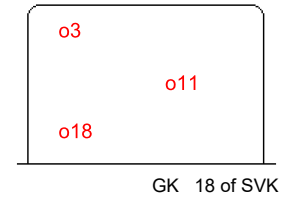


### Shot Chart SVK - ITA

Shots by SVK  
Goals (o): 0  
SSP (-): 0  
SSG (+): 3  
SPG (-): 0

ITA →      Period: 1      ← SVK

Shots by ITA  
Goals (o): 3  
SSP (>): 0  
SSG (+): 2  
SPG (-): 2



<b>Legend:</b>	<b>GK</b> Goalkeeper	<b>SPG</b> Shots past goal	<b>SSG</b> Shots saved by goalkeeper	<b>SSP</b> Shots saved by player
----------------	----------------------	----------------------------	--------------------------------------	----------------------------------



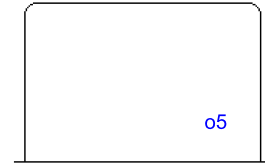
WED 23 JUN 2021  
Start Time 20:45

Mixed  
Placement Round (7-8) - Game 15



Shot Chart  
SVK - ITA

Shots by ITA  
Goals (o): 1    SSG (+): 6  
SSP (-): 0    SPG (-): 1



GK 18 of SVK



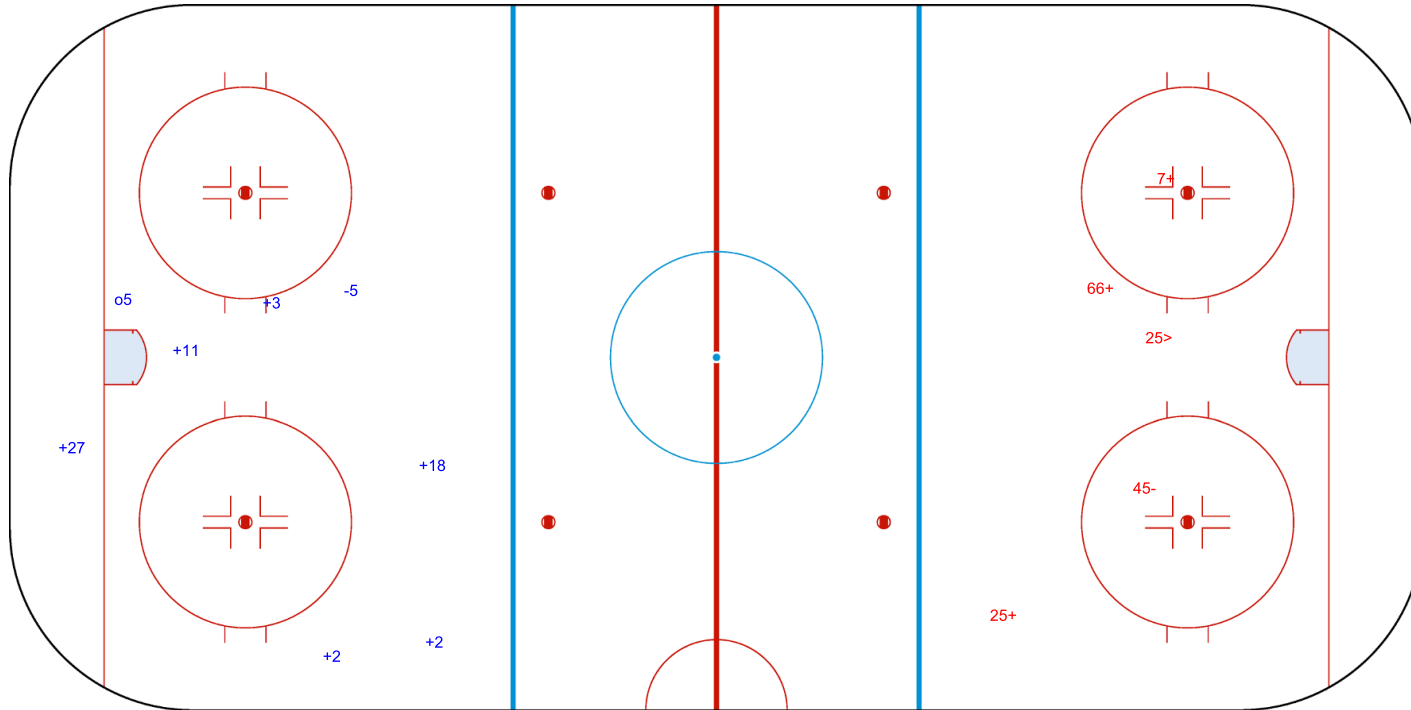
Period: 2



Shots by SVK  
Goals (o): 0    SSG (+): 3  
SSP (>): 1    SPG (-): 1



GK 15 of ITA



Legend:		
<b>GK</b>	Goalkeeper	
<b>SPG</b>	Shots past goal	
<b>SSG</b>	Shots saved by goalkeeper	
<b>SSP</b>	Shots saved by player	



WED 23 JUN 2021  
Start Time 20:45

Mixed  
Placement Round (7-8) - Game 15



Shot Chart  
SVK - ITA



Period: 3



Shots by SVK  
Goals (o): 0  
SSP (<): 2  
SPG (-): 1

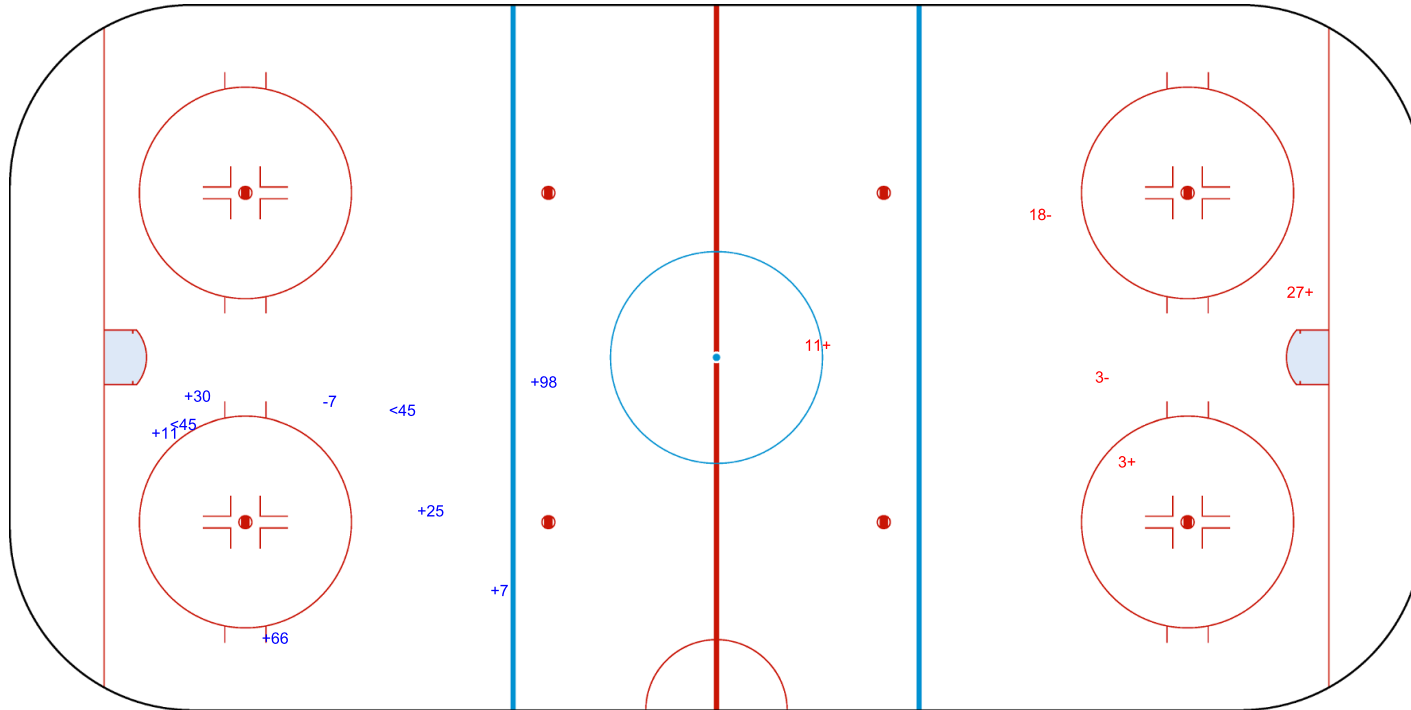
Shots by ITA  
Goals (o): 0  
SSG (+): 3  
SSP (>): 0  
SPG (-): 2



GK 15 of ITA



GK 18 of SVK



Legend:	
<b>GK</b>	Goalkeeper
<b>SPG</b>	Shots past goal
<b>SSG</b>	Shots saved by goalkeeper
<b>SSP</b>	Shots saved by player





WED 23 JUN 2021  
Start Time 20:45

Placement Round (7-8) - Game 15



Mixed

## Face-off Chart SVK - ITA

### PERIOD 1

	SVK		ITA		SVK		ITA		Total wins all zones
	Def. zone	Att. zone	Neutral zone		Att. zone	Def. zone			
	- 11	+ 27	- 11	+ 5	+ 11	- 27			
	- 45	+ 5	+ 11	- 27	- 11	+ 5			
			- 11	+ 5	+ 11	- 5			
			+ 7	- 9					
			- 7	+ 27					
			- 11	+ 27					
			- 7	+ 27					
Total wins / period	0 / 0%	2 / 100%	2 / 29%	5 / 71%	2 / 67%	1 / 33%	4 / 33%	8 / 67%	

### PERIOD 2

	SVK		ITA		SVK		ITA		Total wins all zones
	Def. zone	Att. zone	Neutral zone		Att. zone	Def. zone			
	- 45	+ 11	- 11	+ 9	- 11	+ 62			
	+ 25	- 11	+ 11	- 9	- 11	+ 11			
	+ 7	- 27	- 7	+ 27	+ 7	- 27			
	+ 25	- 9			- 11	+ 11			
	+ 11	- 5							
	+ 7	- 27							
	- 11	+ 27							
	- 11	+ 5							
	+ 7	- 5							
	- 25	+ 27							
Total wins / period	6 / 60%	4 / 40%	1 / 33%	2 / 67%	1 / 25%	3 / 75%	8 / 47%	9 / 53%	

### PERIOD 3

	SVK		ITA		SVK		ITA		Total wins all zones
	Def. zone	Att. zone	Neutral zone		Att. zone	Def. zone			
	- 11	+ 11	- 11	+ 5	- 11	+ 62			
	- 25	+ 27	+ 45	- 5	+ 11	- 5			
			- 7	+ 9	- 11	+ 5			
			- 11	+ 5	+ 11	- 27			
					+ 11	- 9			
					- 11	+ 11			
Total wins / period	0 / 0%	2 / 100%	1 / 25%	3 / 75%	3 / 50%	3 / 50%	4 / 33%	8 / 67%	

### TOTAL

	SVK		ITA		SVK		ITA		Total wins all zones
	Def. zone	Att. zone	Neutral zone		Att. zone	Def. zone			
Total wins / game	6 / 43%	8 / 57%	4 / 29%	10 / 71%	6 / 46%	7 / 54%	16 / 39%	25 / 61%	



**WED 23 JUN 2021**  
Start Time 20:45

**Mixed**  
**Placement Round (7-8) - Game 15**



### HEAD TO HEAD

		ITA									
No.	5	9	11	27	62	Tot	wins SVK	Dz	Nz	Az	
SVK	7	1 - 0	1 - 1		3 - 3		9	5 56%	3 100%	1 20%	1 100%
	11	3 - 7	2 - 1	0 - 4	3 - 3	0 - 2	25	8 32%	1 20%	2 25%	5 42%
	25		1 - 0	1 - 0	0 - 2		4	2 50%	2 50%		
	45	1 - 1		0 - 1			3	1 33%	0 0%	1 100%	
	<b>Tot</b>	13	6	6	14	2	41	16 39%	6 43%	4 29%	6 46%
	<b>wins ITA</b>	8 62%	2 33%	5 83%	8 57%	2 100%	25 61%				
<b>Dz</b>	2 50%	0 0%	3 100%	0 0%	2 100%	7 54%					
<b>Nz</b>	4 80%	2 50%		4 80%		10 71%					
<b>Az</b>	2 50%	0 0%	2 67%	4 67%		8 57%					

**Legend:**

**Az** Attacking zone    **Dz** Defending zone    **No.** Jersey number    **Nz** Neutral zone    **Tot** Total face-offs played



FRI 25 JUN 2021

Start Time 13:45

Mixed

Semifinals, Game 16



## Game Roster

## USA - KOR

## Referee

LUTHCKE Owe (NOR)

## Linesmen

FAZEKAS Tibor (SRB) , NEDELJKOVIC Ivan (SRB)

## Goalkeepers

Team: USA

No.	Name	Gen	GP	MIP	GA	SVS	SOG	SVS%	GAA
32	LEE Jen	M	3	45:00	0	1	1	100.00	0.00
34	CASH Steve	M	3	89:13	2	9	11	81.82	1.01

## Team Roster

Team: USA (blue)

No.	Pos.	Name	Gen	GP	G	A	PTS	PIM	+/-
3	D	DEQUEBEC Ralph	M	2	0	0	0	2	+1
4	F	ROYBAL Brody	M	3	6	1	7	0	+7
8	D	WALLACE Jack	M	3	2	2	4	6	+6
9	F	DODSON Travis	M	3	1	2	3	0	+5
11	F	WOODKE Joseph	M	3	0	0	0	0	+6
15	F	ZYCH Kyle	M	2	0	0	0	0	+1
16	F	FARMER Declan	M	3	0	2	2	0	+2
17	D	DOUGLAS Christopher	M	2	1	0	1	0	+1
22	F	GROVE Noah	M	2	0	1	1	0	+2
23	F	ROMAN Rico	M	3	1	2	3	2	+2
24	F	MISIEWICZ Joshua	M	3	1	0	1	2	+3
27	D	PAULS Josh	M	3	0	4	4	0	+7
32	GK	LEE Jen	M	3	0	0	0	0	
34	GK	CASH Steve	M	3	0	1	1	0	
37	D	EUSTACE David	M	3	0	0	0	0	+2
40	F	HARGIS Josh	M	2	0	0	0	0	+1
88	F	MCKEE Kevin	M	2	1	2	3	0	+3

Head Coach: HOFF David

Team: KOR

No.	Name	Gen	GP	MIP	GA	SVS	SOG	SVS%	GAA
31	YU Man Gyun	M	4	45:00	8	20	28	71.43	8.00
32	LEE Jae Woong	M	4	139:31	9	50	59	84.75	2.90

Team: KOR (white)

No.	Pos.	Name	Gen	GP	G	A	PTS	PIM	+/-
1	F	LEE Jun Yong	M	3	0	0	0	0	-5
3	F	RYU Jee Hyun	M	4	1	0	1	2	-2
7	D	CHOI Kwang Hyouk	M	4	0	0	0	0	-4
9	F	CHOI Si Woo	M	4	0	0	0	6	-3
10	D	CHO Young Jae	M	4	0	0	0	6	-6
12	D	KIM Young Sung	M	4	0	0	0	8	-5
14	F	JUNG Seung Hwan	M	4	2	1	3	2	-2
20	D	JANG Dong Shin	M	4	0	1	1	0	-4
27	F	CHO Byeong Seok	M	4	1	0	1	0	-2
28	F	LEE Jong Kyung	M	4	0	1	1	4	-2
31	GK	YU Man Gyun	M	4	0	0	0	0	
32	GK	LEE Jae Woong	M	4	0	0	0	0	
39	D	CHOI Hyuk Jun	M	0	0	0	0	0	0
51	F	KIM Sang Lak	M	3	0	0	0	0	-1
55	F	JANG Jong Ho	M	4	0	0	0	2	-3
88	F	PARK Sang Hyeon	M	4	0	0	0	0	-4

Head Coach: HAN Min Su

## Legend:

<b>A</b> Assists	<b>D</b> Defence	<b>F</b> Forward	<b>G</b> Goals
<b>GA</b> Goals against	<b>GAA</b> Goals against as average per 45 minutes	<b>Gen</b> Gender	<b>GK</b> Goalkeeper
<b>GP</b> Games played	<b>M</b> Male	<b>MIP</b> Minutes and seconds played	<b>No.</b> Jersey number
<b>PIM</b> Penalties in minutes	<b>Pos.</b> Position	<b>PTS</b> Points	<b>SOG</b> Shots on goal
<b>SVS</b> Saves	<b>SVS%</b> Saves in percentage	<b>+/-</b> Plus/minus net	



FRI 25 JUN 2021

Start Time 13:45

Mixed

Semifinals, Game 16



## Line-ups

## USA - KOR

## Referee

LUTHCKE Owe (NOR)

## Linesmen

FAZEKAS Tibor (SRB) , NEDELJKOVIC Ivan (SRB)

## Goalkeepers

Team: USA

No.	Name	Gen
34	CASH Steve	M
32	LEE Jen	M

Team: KOR

No.	Name	Gen
32	LEE Jae Woong	M
31	YU Man Gyun	M

## Team Line-ups

Team: USA (blue)

No.	Pos.	Name	Gen
17	D	DOUGLAS Christopher	M
27	D	PAULS Josh +C	M
16	F	FARMER Declan +A	M
22	F	GROVE Noah	M
24	F	MISIEWICZ Joshua	M
8	D	WALLACE Jack	M
4	F	ROYBAL Brody	M
9	F	DODSON Travis	M
11	F	WOODKE Joseph	M
88	F	McKEE Kevin	M
37	D	EUSTACE David	M
23	F	ROMAN Rico +A	M
40	F	HARGIS Josh	M

Head Coach: HOFF David

## NOT DRESSED:

3	D	DEQUEBEC Ralph	M
15	F	ZYCH Kyle	M

Team: KOR (white)

No.	Pos.	Name	Gen
7	D	CHOI Kwang Hyouk	M
20	D	JANG Dong Shin	M
14	F	JUNG Seung Hwan	M
27	F	CHO Byeong Seok +A	M
28	F	LEE Jong Kyung	M
10	D	CHO Young Jae +A	M
12	D	KIM Young Sung	M
3	F	RYU Jee Hyun	M
9	F	CHOI Si Woo	M
55	F	JANG Jong Ho +C	M
1	F	LEE Jun Yong	M
51	F	KIM Sang Lak	M
88	F	PARK Sang Hyeon	M

Head Coach: HAN Min Su

## NOT DRESSED:

39	D	CHOI Hyuk Jun	M
----	---	---------------	---

## Legend:

<b>D</b>	Defence	<b>F</b>	Forward	<b>Gen</b>	Gender	<b>M</b>	Male
<b>No.</b>	Jersey number	<b>Pos.</b>	Position	<b>+A</b>	Assistant captain	<b>+C</b>	Captain



FRI 25 JUN 2021

Start Time 13:45

Mixed

Semifinals, Game 16



## Graphical Line-ups

## USA - KOR

## Referee

LUTHCKE Owe (NOR)

## Linesmen

FAZEKAS Tibor (SRB) , NEDELJKOVIC Ivan (SRB)

Team: USA - USA (blue)

Head Coach: HOFF David

S1 34 CASH Steve		
32 LEE Jen		
S3 27 PAULS Josh +C	S2 17 DOUGLAS Christopher	
S4 16 FARMER Declan +A	S6 24 MISIEWICZ Joshua	S5 22 GROVE Noah
11 WOODKE Joseph		8 WALLACE Jack
4 ROYBAL Brody	9 DODSON Travis	88 McKEE Kevin
40 HARGIS Josh	23 ROMAN Rico +A	37 EUSTACE David

Team: KOR - Korea (white)

Head Coach: HAN Min Su

S1 32 LEE Jae Woong		
31 YU Man Gyun		
20 JANG Dong Shin		7 CHOI Kwang Hyouk
28 LEE Jong Kyung	27 CHO Byeong Seok +A	14 JUNG Seung Hwan
S3 12 KIM Young Sung	S2 10 CHO Young Jae +A	
S4 3 RYU Jee Hyun	S5 55 JANG Jong Ho +C	9 CHOI Si Woo
51 KIM Sang Lak	S6 88 PARK Sang Hyeon	1 LEE Jun Yong

## Legend:

Sn Starting position

+A Assistant captain

+C Captain



FRI 25 JUN 2021  
Start Time 13:45

Mixed  
Semifinals, Game 16



## Game Summary After 2nd period

### USA - KOR 5 - 0 (3 - 0 , 2 - 0)

Spectators	Referee	Linesmen
	LUTHCKE Owe (NOR)	FAZEKAS Tibor (SRB) , NEDELJKOVIC Ivan (SRB)

#### Team Statistics

Period	Score	SVS	SOG	PIM	TPP	PPG	SHG
1	3 : 0	0 : 16	19 : 0	0 : 2	02:00 : 00:00	0 : 0	0 : 0
2	2 : 0	0 : 13	15 : 0	2 : 0	00:00 : 02:00	0 : 0	0 : 0
<b>Total</b>	<b>5 : 0</b>	<b>0 : 29</b>	<b>34 : 0</b>	<b>2 : 2</b>	<b>02:00 : 02:00</b>	<b>0 : 0</b>	<b>0 : 0</b>

#### 1st Period

Action	Time	ET/Res	Team	Type	No.	Name	(G)	Name of Assistant(s) / Action Description
GK	00:00		USA		34	CASH S		- Goalkeeper in
GK	00:00		KOR		32	LEE JW		- Goalkeeper in
<b>Goal</b>	<b>02:59</b>	<b>1 : 0</b>	<b>USA</b>	<b>EQ</b>	<b>40</b>	<b>HARGIS J</b>	(1)	37 EUSTACE D 23 ROMAN R On Ice USA 34 17 23 27 37 40 KOR 32 9 12 20 27 28
<b>Goal</b>	<b>07:08</b>	<b>2 : 0</b>	<b>USA</b>	<b>EQ</b>	<b>22</b>	<b>GROVE N</b>	(1)	24 MISIEWICZ J On Ice USA 34 16 17 22 24 27 KOR 32 3 10 12 55 88
<b>Goal</b>	<b>07:33</b>	<b>3 : 0</b>	<b>USA</b>	<b>EQ</b>	<b>27</b>	<b>PAULS J</b>	(1)	4 ROYBAL B On Ice USA 34 4 9 17 27 88 KOR 32 7 9 20 27 28
Time-out	07:33		KOR					
Penalty	10:45	12:45	KOR	2 min.				- Team penalty - Too Many Men / Served by: 88 PARK SH

#### 2nd Period

Action	Time	ET/Res	Team	Type	No.	Name	(G)	Name of Assistant(s) / Action Description
GK	15:00		USA		32	LEE J		- Goalkeeper in 34 CASH S - Goalkeeper out
Penalty	20:30	22:30	USA	2 min.	88	McKEE K		- Charging
<b>Goal</b>	<b>24:16</b>	<b>4 : 0</b>	<b>USA</b>	<b>EQ</b>	<b>16</b>	<b>FARMER D</b>	(1)	27 PAULS J On Ice USA 32 8 16 23 24 27 KOR 32 7 9 20 27 28
<b>Goal</b>	<b>25:03</b>	<b>5 : 0</b>	<b>USA</b>	<b>EQ</b>	<b>24</b>	<b>MISIEWICZ J</b>	(2)	16 FARMER D On Ice USA 32 16 17 22 24 27 KOR 32 7 9 20 27 28

#### Goalkeeper Records

Team : USA - USA

No.	Name	SOG	SVS	MIP
32	LEE Jen	0	0	15:00
34	CASH Steve	0	0	15:00

Team : KOR - Korea

No.	Name	SOG	SVS	MIP
32	LEE Jae Woong	34	29	30:00
31	YU Man Gyun			

#### Game Statistics

Team : USA (blue)

Head Coach : HOFF David

No.	Pos.	Name	Gen	G	A	P	PIM	FO+	FO-	FO+/-	FO%	Shots on Goal					+/-
												1	2	3	OT	TS	
16	F	FARMER Declan +A	M	1	1	2	0	13	7	6	65.00	4	3			7	+3
17	D	DOUGLAS Christopher	M	0	0	0	0	0	0	0	0.00	1	1			2	+4
22	F	GROVE Noah	M	1	0	1	0	0	0	0	0.00	1	2			3	+2
24	F	MISIEWICZ Joshua	M	1	1	2	0	0	0	0	0.00	4	3			7	+3
27	D	PAULS Josh +C	M	1	1	2	0	0	0	0	0.00	2	0			2	+5
4	F	ROYBAL Brody	M	0	1	1	0	0	0	0	0.00	0	1			1	+1
8	D	WALLACE Jack	M	0	0	0	0	1	0	1	100.00	3	1			4	+1
9	F	DODSON Travis	M	0	0	0	0	3	3	0	50.00	1	0			1	+1
11	F	WOODKE Joseph	M	0	0	0	0	0	0	0	0.00	0	0			0	0
88	F	McKEE Kevin	M	0	0	0	2	1	3	-2	25.00	1	4			5	+1
23	F	ROMAN Rico +A	M	0	1	1	0	6	2	4	75.00	0	0			0	+2
37	D	EUSTACE David	M	0	1	1	0	0	0	0	0.00	1	0			1	+1
40	F	HARGIS Josh	M	1	0	1	0	0	0	0	0.00	1	0			1	+1
32	GK	LEE Jen	M	0	0	0	0					0	0			0	
34	GK	CASH Steve	M	0	0	0	0					0	0			0	



**FRI 25 JUN 2021**  
Start Time 13:45

**Mixed**  
**Semifinals, Game 16**



Head Coach : HOFF David

No.	Pos.	Name	Gen	G	A	P	PIM	FO+	FO-	FO+/-	FO%	Shots on Goal					+/-
												1	2	3	OT	TS	
<b>Total</b>				<b>5</b>	<b>6</b>	<b>11</b>	<b>2</b>	<b>24</b>	<b>15</b>	<b>9</b>	<b>61.54</b>	<b>19</b>	<b>15</b>			<b>34</b>	

Team : KOR (white)

Head Coach : HAN Min Su

No.	Pos.	Name	Gen	G	A	P	PIM	FO+	FO-	FO+/-	FO%	Shots on Goal					+/-
												1	2	3	OT	TS	
7	D	CHOI Kwang Hyouk	M	0	0	0	0	0	0	0	0.00	0	0			0	-3
14	F	JUNG Seung Hwan	M	0	0	0	0	0	0	0	0.00	0	0			0	0
20	D	JANG Dong Shin	M	0	0	0	0	0	0	0	0.00	0	0			0	-4
27	F	CHO Byeong Seok +A	M	0	0	0	0	0	1	-1	0.00	0	0			0	-4
28	F	LEE Jong Kyung	M	0	0	0	0	9	7	2	56.25	0	0			0	-4
3	F	RYU Jee Hyun	M	0	0	0	0	0	0	0	0.00	0	0			0	-1
9	F	CHOI Si Woo	M	0	0	0	0	0	0	0	0.00	0	0			0	-4
10	D	CHO Young Jae +A	M	0	0	0	0	0	0	0	0.00	0	0			0	-1
12	D	KIM Young Sung	M	0	0	0	0	0	0	0	0.00	0	0			0	-2
55	F	JANG Jong Ho +C	M	0	0	0	0	6	14	-8	30.00	0	0			0	-1
1	F	LEE Jun Yong	M	0	0	0	0	0	0	0	0.00	0	0			0	0
51	F	KIM Sang Lak	M	0	0	0	0	0	0	0	0.00	0	0			0	0
88	F	PARK Sang Hyeon	M	0	0	0	0	0	2	-2	0.00	0	0			0	-1
31	GK	YU Man Gyun	M	0	0	0	0					0	0			0	
32	GK	LEE Jae Woong	M	0	0	0	0					0	0			0	
<b>Total</b>				<b>0</b>	<b>0</b>	<b>0</b>	<b>0</b>	<b>15</b>	<b>24</b>	<b>-9</b>	<b>38.46</b>	<b>0</b>	<b>0</b>			<b>0</b>	

**Legend:**

<b>(G)</b> Goals in tournament	<b>+/-</b> Plus/minus net	<b>+A</b> Assistant captain	<b>+C</b> Captain
<b>A</b> Assists	<b>D</b> Defence	<b>EQ</b> Equal strength	<b>ET/Res</b> Penalty end time/Result of game
<b>F</b> Forward	<b>FO-</b> Face-offs lost	<b>FO%</b> Face-offs won as percentage	<b>FO+</b> Face-offs won
<b>FO+/-</b> Face-offs net	<b>G</b> Goals	<b>Gen</b> Gender	<b>GK</b> Goalkeeper
<b>M</b> Male	<b>MIP</b> Minutes in play (GK)	<b>No.</b> Jersey number	<b>OT</b> Overtime
<b>P</b> Points	<b>PIM</b> Penalties in minutes	<b>Pos.</b> Position	<b>PPG</b> Power play goals
<b>SHG</b> Shorthanded goals	<b>SOG</b> Shots on goal	<b>SVS</b> Saves	<b>TPP</b> Time on power play
<b>TS</b> Total shots			



FRI 25 JUN 2021  
Start Time 13:45

Mixed  
Semifinals, Game 16



Shot Chart  
USA - KOR

Shots by KOR  
Goals (o): 0  
SSP (<): 0  
SSG (+): 0  
SPG (-): 0



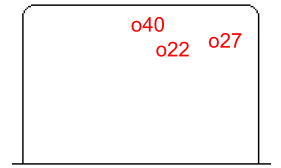
GK 34 of USA



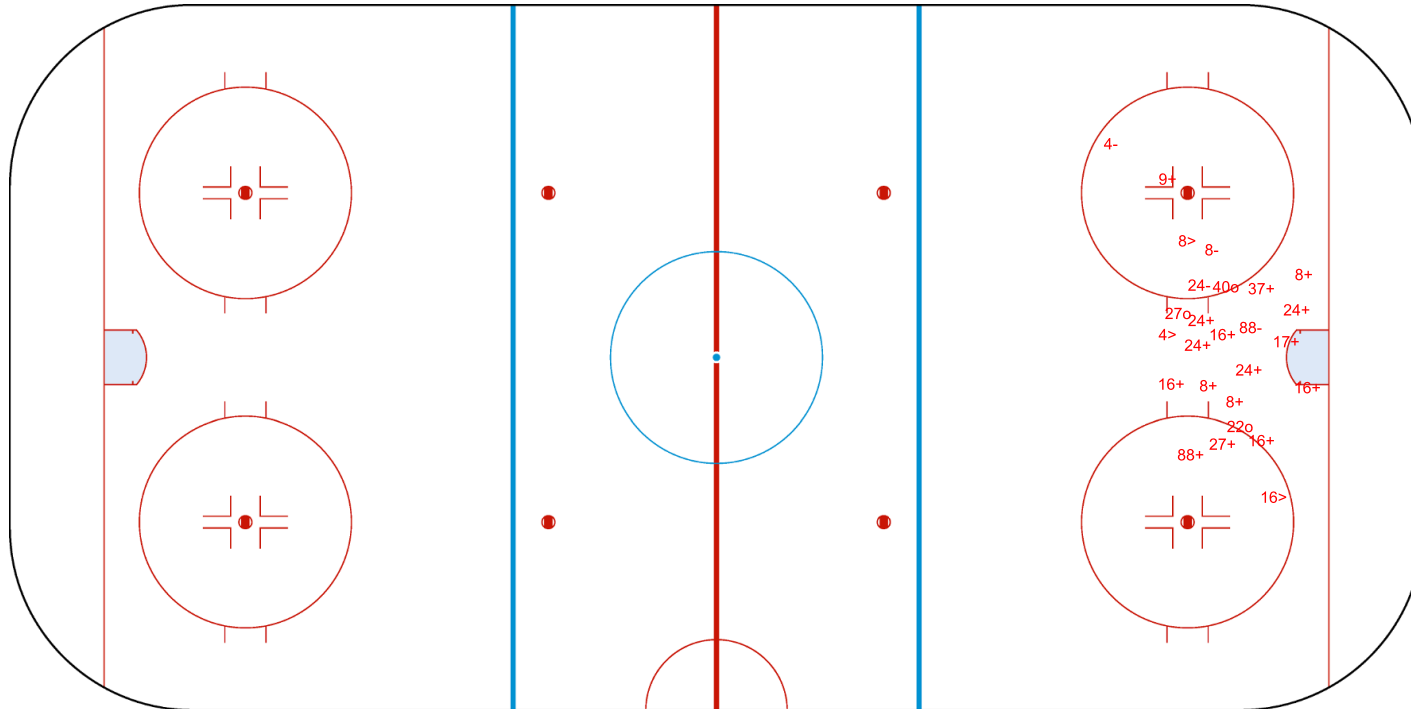
Period: 1



Shots by USA  
Goals (o): 3  
SSP (>): 3  
SSG (+): 16  
SPG (-): 4



GK 32 of KOR



<b>Legend:</b>	
<b>GK</b> Goalkeeper	<b>SPG</b> Shots past goal
<b>SSG</b> Shots saved by goalkeeper	<b>SSP</b> Shots saved by player





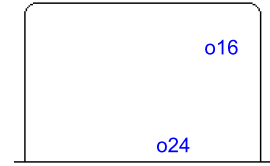
FRI 25 JUN 2021  
Start Time 13:45

Mixed  
Semifinals, Game 16



Shot Chart  
USA - KOR

Shots by USA  
Goals (o): 2    SSG (+): 13  
SSP (-): 4    SPG (-): 6



GK 32 of KOR

KOR    Period: 2    USA

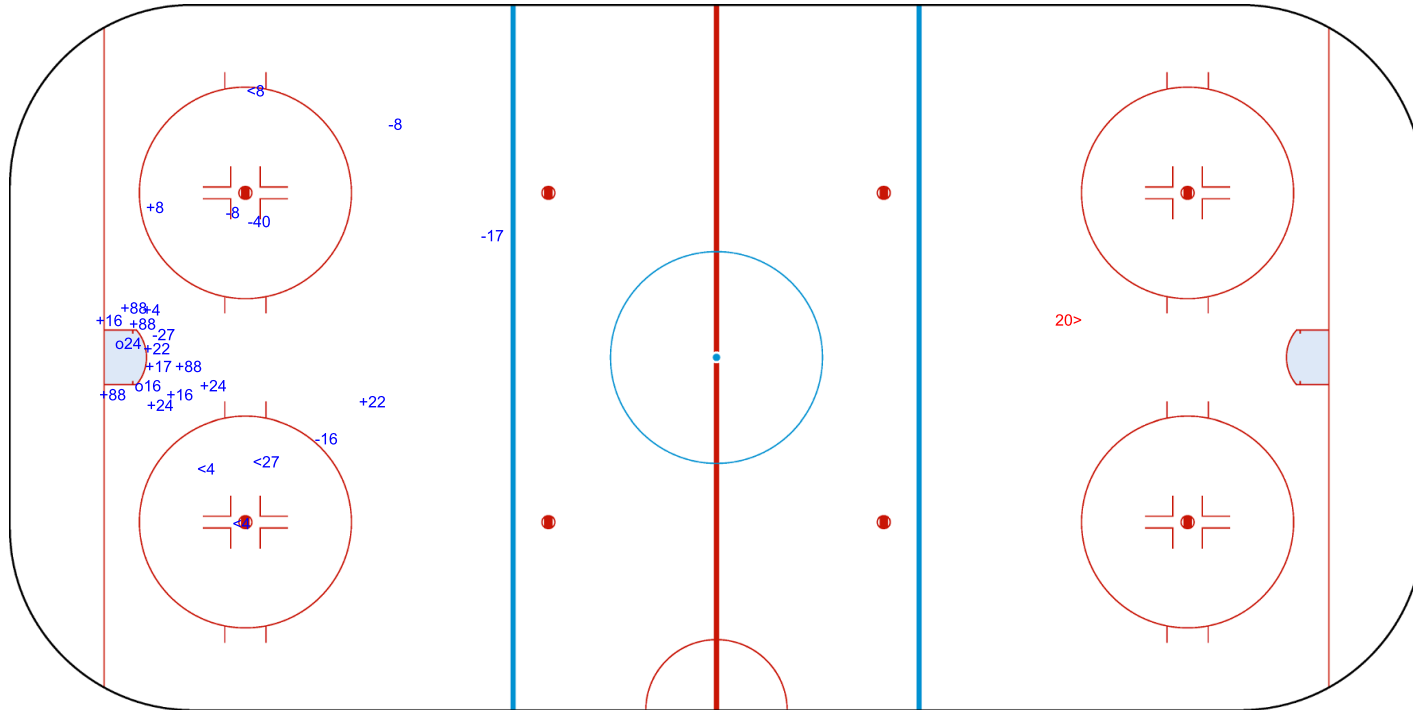
Shots by KOR  
Goals (o): 0    SSG (+): 0  
SSP (>): 1    SPG (-): 0



GK 32 of USA



GK 34 of USA



Legend:	
<b>GK</b>	Goalkeeper
<b>SPG</b>	Shots past goal
<b>SSG</b>	Shots saved by goalkeeper
<b>SSP</b>	Shots saved by player



FRI 25 JUN 2021  
Start Time 13:45

Mixed  
Semifinals, Game 16



Shot Chart  
USA - KOR

Shots by KOR  
Goals (o): 0  
SSP (<): 0  
SSG (+): 1  
SPG (-): 0



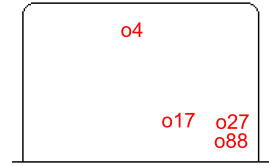
GK 32 of USA



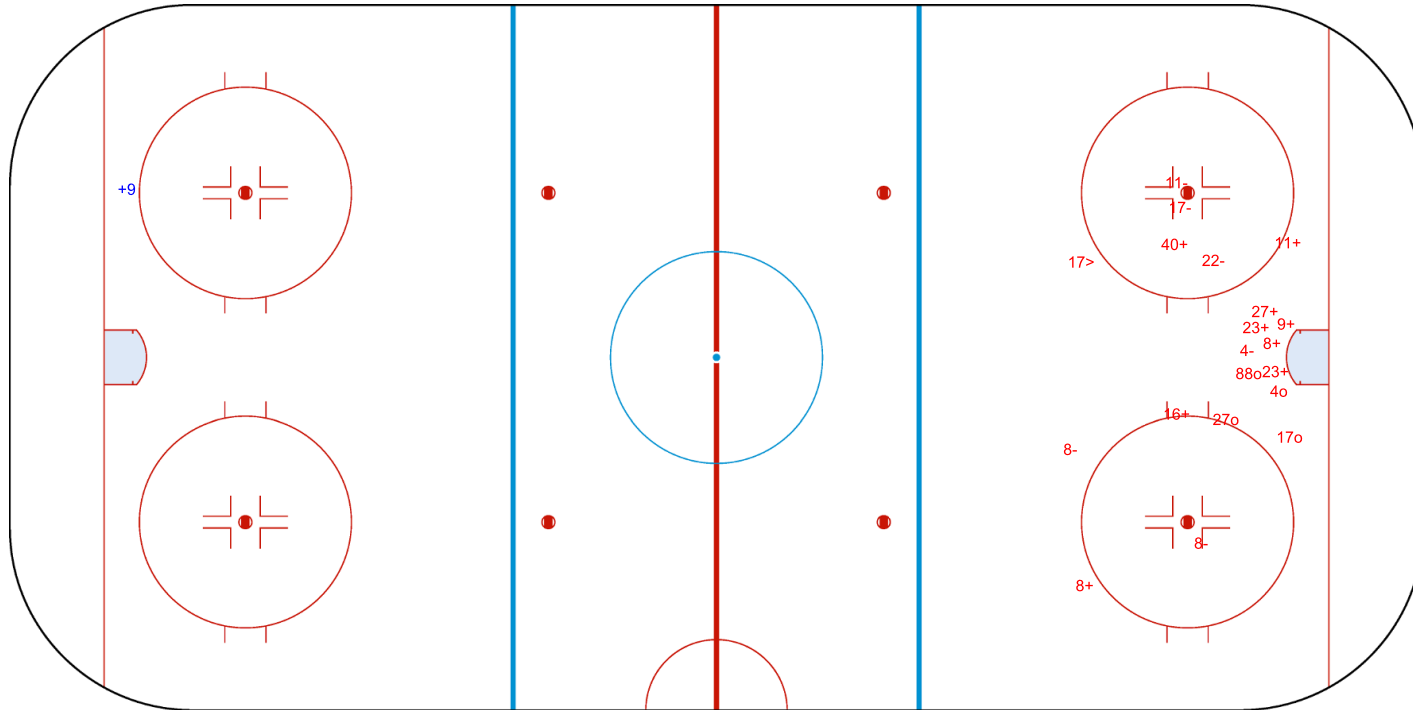
Period: 3



Shots by USA  
Goals (o): 4  
SSP (>): 1  
SSG (+): 9  
SPG (-): 6



GK 32 of KOR



Legend:	
<b>GK</b>	Goalkeeper
<b>SPG</b>	Shots past goal
<b>SSG</b>	Shots saved by goalkeeper
<b>SSP</b>	Shots saved by player



Face-off Chart  
USA - KOR

PERIOD 1

USA	KOR	USA	KOR	USA	KOR
Def. zone	Att. zone	Neutral zone		Att. zone	Def. zone
		+ 16	- 55	- 16	+ 55
		- 16	+ 28	- 9	+ 55
		- 16	+ 55	+ 16	- 55
		- 88	+ 28	+ 16	- 55
		+ 23	- 28	+ 16	- 55
				- 88	+ 28
				- 23	+ 28
				+ 16	- 55
				- 16	+ 55
				+ 9	- 55
				- 23	+ 28
				+ 16	- 28
Total wins / period		2 / 40%	3 / 60%	6 / 50%	6 / 50%

Total wins all zones

USA	KOR
8 / 47%	9 / 53%

PERIOD 2

USA	KOR	USA	KOR	USA	KOR
Def. zone	Att. zone	Neutral zone		Att. zone	Def. zone
+ 16	- 28	- 16	+ 55	- 9	+ 28
+ 23	- 28	+ 23	- 55	+ 8	- 55
+ 16	- 88	+ 23	- 28	- 16	+ 28
+ 16	- 55	- 16	+ 28	+ 16	- 55
		- 88	+ 55	+ 23	- 88
		+ 16	- 55	- 9	+ 28
				+ 9	- 55
				+ 23	- 27
				+ 16	- 28
				+ 16	- 28
				+ 9	- 55
				+ 88	- 55
Total wins / period		4 / 100%	0 / 0%	9 / 75%	3 / 25%

Total wins all zones

USA	KOR
16 / 73%	6 / 27%

TOTAL

USA	KOR	USA	KOR	USA	KOR
Def. zone	Att. zone	Neutral zone		Att. zone	Def. zone
Total wins / game		4 / 100%	0 / 0%	5 / 45%	6 / 55%

Total wins all zones

USA	KOR
24 / 62%	15 / 38%



FRI 25 JUN 2021

Start Time 13:45

Mixed

Semifinals, Game 16



## HEAD TO HEAD

		KOR								
	No.	27	28	55	88	Tot	wins USA	Dz	Nz	Az
USA	8			1 - 0		1	1 100%			1 100%
	9		0 - 2	3 - 1		6	3 50%			3 50%
	16		4 - 3	8 - 4	1 - 0	20	13 65%	3 100%	2 33%	8 73%
	23	1 - 0	3 - 2	1 - 0	1 - 0	8	6 75%	1 100%	3 100%	2 50%
	88		0 - 2	1 - 1		4	1 25%		0 0%	1 50%
	<b>Tot</b>	1	16	20	2	39	24 62%	4 100%	5 45%	15 63%
	<b>wins KOR</b>	0 0%	9 56%	6 30%	0 0%	15 38%				
	<b>Dz</b>	0 0%	6 67%	3 23%	0 0%	9 37%				
	<b>Nz</b>		3 60%	3 50%		6 55%				
	<b>Az</b>		0 0%	0 0%	0 0%	0 0%				

## Legend:

**Az** Attacking zone    **Dz** Defending zone    **No.** Jersey number    **Nz** Neutral zone    **Tot** Total face-offs played



FRI 25 JUN 2021

Start Time 17:00

Mixed

Semifinals, Game 17



## Game Roster

## RPC - CAN

## Referee

GRUMSEN Jacob (DEN)

## Goalkeepers

Team: RPC

No.	Name	Gen	GP	MIP	GA	SVS	SOG	SVS%	GAA
30	PLOTNIKOV Evgenii	M	4	50:05	0	3	3	100.00	0.00
88	KASATKIN Andrei	M	4	129:55	1	9	10	90.00	0.35

## Team Roster

Team: RPC (red)

No.	Pos.	Name	Gen	GP	G	A	PTS	PIM	+/-
4	D	EREMIN Aleksei	M	2	0	0	0	0	+2
8	F	LISOV Dmitrii	M	4	4	6	10	0	+15
9	F	KHAMZIN Airat	M	4	5	6	11	0	+14
10	F	MALETSKIY Igor	M	2	0	0	0	0	+2
11	D	BARYKIN Stanislav	M	2	0	3	3	0	+3
13	F	SHIKHOV Konstantin	M	4	5	9	14	2	+13
14	F	POPOV Ilia	M	3	1	2	3	0	+6
15	D	GALKIN Dmitrii	M	4	2	8	10	0	+16
17	F	RYCHKOV Vladimir	M	4	4	2	6	0	+6
18	F	SOKOLOV Andrei	M	4	1	6	7	2	+12
19	D	KUZNETSOV Ivan	M	4	1	3	4	2	+15
21	F	PETROV Evgenii	M	4	7	6	13	6	+16
22	F	TERENTEV Nikolai	M	4	8	6	14	0	+13
23	D	VOLKOV Ilia	M	4	0	3	3	0	+18
30	GK	PLOTNIKOV Evgenii	M	4	0	0	0	0	
88	GK	KASATKIN Andrei	M	4	0	0	0	0	
96	D	MIACHIN Mikhail	M	3	3	3	6	2	+13

Head Coach: BATYRSHIN Ruslan

## Linesmen

HERMANSEN OSWOLD Marius (NOR) , VANEK Jan (CZE)

Team: CAN

No.	Name	Gen	GP	MIP	GA	SVS	SOG	SVS%	GAA
31	LAROCQUE Dominic	M	3	67:56	1	16	17	94.12	0.66
54	KINGSMILL Adam	M	3	67:04	0	6	6	100.00	0.00

Team: CAN (white)

No.	Pos.	Name	Gen	GP	G	A	PTS	PIM	+/-
2	D	CRANE Rod	M	2	2	0	2	4	+5
4	F	DUNN James	M	1	1	0	1	0	0
5	D	HENRY Tyrone	M	3	0	0	0	0	+1
6	F	ARMSTRONG Rob	M	1	0	0	0	0	0
7	F	LAVIN Zach	M	3	3	2	5	2	+7
8	F	McGREGOR Tyler	M	3	7	2	9	2	+8
9	F	SMITH Corbyn	M	3	2	2	4	0	+4
12	D	WESTLAKE Greg	M	3	0	2	2	0	+6
15	D	SISON Branden	M	3	0	1	1	2	+8
18	F	BRIDGES Billy	M	3	0	6	6	0	+8
19	F	COZZOLINO Dominic	M	3	0	1	1	0	+4
23	D	HICKEY Liam	M	3	2	6	8	0	+13
24	F	HALBERT Auren	M	2	2	1	3	2	+4
26	F	JACOBS-WEBB Anton	M	3	1	2	3	2	+3
28	F	LEHOUX Antoine	M	3	0	1	1	0	+3
31	GK	LAROCQUE Dominic	M	3	0	0	0	0	
54	GK	KINGSMILL Adam	M	3	0	0	0	0	

Head Coach: BABEY Ken

## Legend:

<b>A</b> Assists	<b>D</b> Defence	<b>F</b> Forward	<b>G</b> Goals
<b>GA</b> Goals against	<b>GAA</b> Goals against as average per 45 minutes	<b>Gen</b> Gender	<b>GK</b> Goalkeeper
<b>GP</b> Games played	<b>M</b> Male	<b>MIP</b> Minutes and seconds played	<b>No.</b> Jersey number
<b>PIM</b> Penalties in minutes	<b>Pos.</b> Position	<b>PTS</b> Points	<b>SOG</b> Shots on goal
<b>SVS</b> Saves	<b>SVS%</b> Saves in percentage	<b>+/-</b> Plus/minus net	



FRI 25 JUN 2021

Start Time 17:00

Mixed

Semifinals, Game 17



## Line-ups

## RPC - CAN

## Referee

GRUMSEN Jacob (DEN)

## Linesmen

HERMANSEN OSWOLD Marius (NOR) , VANEK Jan (CZE)

## Goalkeepers

Team: RPC

No.	Name	Gen
88	KASATKIN Andrei	M
30	PLOTNIKOV Evgenii	M

## Team Line-ups

Team: RPC (red)

No.	Pos.	Name	Gen
15	D	GALKIN Dmitrii	M
19	D	KUZNETSOV Ivan	M
8	F	LISOV Dmitrii +C	M
9	F	KHAMZIN Airat	M
21	F	PETROV Evgenii +A	M
23	D	VOLKOV Ilia +A	M
96	D	MIACHIN Mikhail	M
13	F	SHIKHOV Konstantin	M
18	F	SOKOLOV Andrey	M
22	F	TERENTEV Nikolai	M
10	F	MALETSKIY Igor	M
14	F	POPOV Ilia	M
17	F	RYCHKOV Vladimir	M

Head Coach: BATYRSHIN Ruslan

## NOT DRESSED:

4	D	EREMIN Aleksei	M
11	D	BARYKIN Stanislav	M

Team: CAN

No.	Name	Gen
31	LAROCQUE Dominic	M
54	KINGSMILL Adam	M

Team: CAN (white)

No.	Pos.	Name	Gen
5	D	HENRY Tyrone	M
12	D	WESTLAKE Greg +A	M
7	F	LAVIN Zach	M
8	F	McGREGOR Tyler +C	M
18	F	BRIDGES Billy	M
15	D	SISON Branden	M
23	D	HICKEY Liam +A	M
9	F	SMITH Corbyn	M
19	F	COZZOLINO Dominic	M
24	F	HALBERT Auren	M
2	D	CRANE Rod	M
26	F	JACOBS-WEBB Anton	M
28	F	LEHOUX Antoine	M

Head Coach: BABEY Ken

## NOT DRESSED:

4	F	DUNN James	M
6	F	ARMSTRONG Rob	M

## Legend:

<b>D</b>	Defence	<b>F</b>	Forward	<b>Gen</b>	Gender	<b>M</b>	Male
<b>No.</b>	Jersey number	<b>Pos.</b>	Position	<b>+A</b>	Assistant captain	<b>+C</b>	Captain



FRI 25 JUN 2021

Start Time 17:00

Mixed

Semifinals, Game 17



## Graphical Line-ups

## RPC - CAN

## Referee

GRUMSEN Jacob (DEN)

## Linesmen

HERMANSEN OSWOLD Marius (NOR) , VANEK Jan (CZE)

Team: RPC - RPC (red)

Head Coach: BATYRSHIN Ruslan

S1 88 KASATKIN Andrei		
30 PLOTNIKOV Evgenii		
S2 15 GALKIN Dmitrii	S3 19 KUZNETSOV Ivan	
S4 8 LISOV Dmitrii +C	S5 9 KHAMZIN Airat	S6 21 PETROV Evgenii +A
23 VOLKOV Iliia +A		96 MIACHIN Mikhail
13 SHIKHOV Konstantin	18 SOKOLOV Andrey	22 TERENCEV Nikolai
17 RYCHKOV Vladimir	14 POPOV Iliia	10 MALETSKIY Igor

Team: CAN - Canada (white)

Head Coach: BABEY Ken

S1 31 LAROCQUE Dominic		
54 KINGSMILL Adam		
5 HENRY Tyrone		S2 12 WESTLAKE Greg +A
S4 7 LAVIN Zach	S6 18 BRIDGES Billy	S5 8 MCGREGOR Tyler +C
15 SISON Branden		S3 23 HICKEY Liam +A
24 HALBERT Auren	9 SMITH Corbyn	19 COZZOLINO Dominic
28 LEHOUX Antoine	26 JACOBS-WEBB Anton	2 CRANE Rod

## Legend:

Sn Starting position

+A Assistant captain

+C Captain



FRI 25 JUN 2021

Start Time 17:00

End Time 18:41

Mixed

Semifinals, Game 17



## Game Summary

RPC - CAN 1 - 2 (0 - 1, 1 - 1, 0 - 0)

Spectators	Referee	Linesmen
293	GRUMSEN Jacob (DEN)	HERMANSEN OSWOLD Marius (NOR) , VANEK Jan (CZE)

## Team Statistics

Period	Score	SVS	SOG	PIM	TPP	PPG	SHG
1	0 : 1	4 : 0	0 : 5	2 : 4	03:14 : 02:00	0 : 0	0 : 1
2	1 : 1	5 : 6	7 : 6	6 : 2	00:16 : 04:04	1 : 1	0 : 0
3	0 : 0	2 : 0	0 : 2	2 : 6	04:53 : 00:53	0 : 0	0 : 0
<b>Total</b>	<b>1 : 2</b>	<b>11 : 6</b>	<b>7 : 13</b>	<b>10 : 12</b>	<b>08:23 : 06:57</b>	<b>1 : 1</b>	<b>0 : 1</b>

## 1st Period

Action	Time	ET/Res	Team	Type	No.	Name	(G)	Name of Assistant(s) / Action Description
GK	00:00		CAN		31	LAROCQUE D		- Goalkeeper in
GK	00:00		RPC		88	KASATKIN A		- Goalkeeper in
Penalty	00:37	02:37	CAN	2 min.	18	BRIDGES B		- Holding an opponent
Penalty	01:51	03:51	CAN	2 min.	12	WESTLAKE G		- Holding an opponent
<b>Goal</b>	<b>02:49</b>	<b>0 : 1</b>	<b>CAN</b>	<b>SH1</b>	<b>23</b>	<b>HICKEY L</b>	(3)	On Ice RPC 88 9 13 15 19 21 CAN 31 7 8 18 23
Penalty	08:02	10:02	RPC	2 min.	21	PETROV E		- Tripping

## 2nd Period

Action	Time	ET/Res	Team	Type	No.	Name	(G)	Name of Assistant(s) / Action Description
Penalty	17:41	19:41	RPC	2 min.	9	KHAMZIN A		- Tripping
Penalty	18:56	19:45	RPC	2 min.	22	TERENTEV N		- Teeing
<b>Goal</b>	<b>19:45</b>	<b>0 : 2</b>	<b>CAN</b>	<b>PP1</b>	<b>8</b>	<b>McGREGOR T</b>	(8)	18 BRIDGES B On Ice RPC 88 8 9 15 19 23 HICKEY L CAN 31 7 8 12 18 23 *
Penalty	24:27	24:43	CAN	2 min.	5	HENRY T		- Holding an opponent
<b>Goal</b>	<b>24:43</b>	<b>1 : 2</b>	<b>RPC</b>	<b>PP1</b>	<b>96</b>	<b>MIACHIN M</b>	(4)	22 TERENTEV N On Ice RPC 88 13 18 22 23 96 23 VOLKOV I CAN 31 8 12 18 23 *
Penalty	27:27	29:27	RPC	2 min.	23	VOLKOV I		- Roughing

## 3rd Period

Action	Time	ET/Res	Team	Type	No.	Name	(G)	Name of Assistant(s) / Action Description
Penalty	32:50	34:50	CAN	2 min.	23	HICKEY L		- Teeing
Penalty	33:43	35:43	RPC	2 min.	22	TERENTEV N		- Interference
Penalty	35:57	37:57	CAN	2 min.	28	LEHOUX A		- Charging
Penalty	39:24	41:24	CAN	2 min.	7	LAVIN Z		- Roughing
GK	45:00		RPC					88 KASATKIN A - Goalkeeper out
GK	45:00		CAN					31 LAROCQUE D - Goalkeeper out

## Goalkeeper Records

Team : RPC - RPC

No.	Name	SOG	SVS	MIP
88	KASATKIN Andrei	13	11	45:00
30	PLOTNIKOV Evgenii			

Team : CAN - Canada

No.	Name	SOG	SVS	MIP
31	LAROCQUE Dominic	7	6	45:00
54	KINGSMILL Adam			

## Game Statistics

Team : RPC (red)

Head Coach : BATYRSHIN Ruslan

No.	Pos.	Name	Gen	G	A	P	PIM	FO+	FO-	FO+/-	FO%	Shots on Goal				TS	+/-
												1	2	3	OT		
8	F	LISOV Dmitrii +C	M	0	0	0	0	1	2	-1	33.33	0	2	0		2	0
9	F	KHAMZIN Airat	M	0	0	0	2	4	5	-1	44.44	0	0	0		0	-1
15	D	GALKIN Dmitrii	M	0	0	0	0	0	0	0	0.00	0	1	0		1	-1
19	D	KUZNETSOV Ivan	M	0	0	0	0	0	1	-1	0.00	0	0	0		0	-1
21	F	PETROV Evgenii +A	M	0	0	0	2	0	0	0	0.00	0	0	0		0	-1
13	F	SHIKHOV Konstantin	M	0	0	0	0	0	0	0	0.00	0	1	0		1	-1
18	F	SOKOLOV Andrey	M	0	0	0	0	14	6	8	70.00	0	0	0		0	0





FRI 25 JUN 2021

Start Time 17:00

End Time 18:41

Mixed

Semifinals, Game 17



Head Coach : BATYRSHIN Ruslan

No.	Pos.	Name	Gen	G	A	P	PIM	FO+	FO-	FO+/-	FO%	Shots on Goal					+/-
												1	2	3	OT	TS	
22	F	TERENTEV Nikolai	M	0	1	1	4	1	0	1	100.00	0	1	0		1	0
23	D	VOLKOV Ilia +A	M	0	1	1	2	0	0	0	0.00	0	1	0		1	0
96	D	MIACHIN Mikhail (BP)	M	1	0	1	0	0	0	0	0.00	0	1	0		1	0
10	F	MALETSKIY Igor	M	0	0	0	0	0	0	0	0.00	0	0	0		0	0
14	F	POPOV Ilia	M	0	0	0	0	2	0	2	100.00	0	0	0		0	0
17	F	RYCHKOV Vladimir	M	0	0	0	0	0	1	-1	0.00	0	0	0		0	0
30	GK	PLOTNIKOV Evgenii	M	0	0	0	0					0	0	0		0	
88	GK	KASATKIN Andrei	M	0	0	0	0					0	0	0		0	
<b>Total</b>				<b>1</b>	<b>2</b>	<b>3</b>	<b>10</b>	<b>22</b>	<b>15</b>	<b>7</b>	<b>59.46</b>	<b>0</b>	<b>7</b>	<b>0</b>		<b>7</b>	

Team : CAN (white)

Head Coach : BABEY Ken

No.	Pos.	Name	Gen	G	A	P	PIM	FO+	FO-	FO+/-	FO%	Shots on Goal					+/-
												1	2	3	OT	TS	
5	D	HENRY Tyrone	M	0	0	0	2	0	0	0	0.00	0	0	0		0	0
7	F	LAVIN Zach (BP)	M	0	0	0	2	1	0	1	100.00	0	1	0		1	+1
8	F	McGREGOR Tyler +C	M	1	0	1	0	0	2	-2	0.00	1	3	1		5	+1
12	D	WESTLAKE Greg +A	M	0	0	0	2	0	0	0	0.00	0	1	0		1	0
18	F	BRIDGES Billy	M	0	1	1	2	11	14	-3	44.00	0	0	0		0	+1
9	F	SMITH Corbyn	M	0	0	0	0	2	5	-3	28.57	0	0	0		0	0
15	D	SISON Branden	M	0	0	0	0	0	0	0	0.00	0	0	0		0	0
19	F	COZZOLINO Dominic	M	0	0	0	0	0	0	0	0.00	0	1	0		1	0
23	D	HICKEY Liam +A	M	1	1	2	2	0	0	0	0.00	2	0	1		3	+1
24	F	HALBERT Auren	M	0	0	0	0	0	0	0	0.00	0	0	0		0	0
2	D	CRANE Rod	M	0	0	0	0	0	0	0	0.00	1	0	0		1	0
26	F	JACOBS-WEBB Anton	M	0	0	0	0	1	1	0	50.00	1	0	0		1	0
28	F	LEHOUX Antoine	M	0	0	0	2	0	0	0	0.00	0	0	0		0	0
31	GK	LAROCQUE Dominic	M	0	0	0	0					0	0	0		0	
54	GK	KINGSMILL Adam	M	0	0	0	0					0	0	0		0	
<b>Total</b>				<b>2</b>	<b>2</b>	<b>4</b>	<b>12</b>	<b>15</b>	<b>22</b>	<b>-7</b>	<b>40.54</b>	<b>5</b>	<b>6</b>	<b>2</b>		<b>13</b>	

## Legend:

<b>(G)</b> Goals in tournament	<b>*</b> does not count for Plus/minus	<b>+/-</b> Plus/minus net	<b>+A</b> Assistant captain
<b>+C</b> Captain	<b>A</b> Assists	<b>D</b> Defence	<b>ET/Res</b> Penalty end time/Result of game
<b>F</b> Forward	<b>FO-</b> Face-offs lost	<b>FO%</b> Face-offs won as percentage	<b>FO+</b> Face-offs won
<b>FO+/-</b> Face-offs net	<b>G</b> Goals	<b>Gen</b> Gender	<b>GK</b> Goalkeeper
<b>M</b> Male	<b>MIP</b> Minutes in play (GK)	<b>No.</b> Jersey number	<b>OT</b> Overtime
<b>P</b> Points	<b>PIM</b> Penalties in minutes	<b>Pos.</b> Position	<b>PP1</b> Power play - 1 player
<b>PPG</b> Power play goals	<b>SH1</b> Shorthanded - 1 player	<b>SHG</b> Shorthanded goals	<b>SOG</b> Shots on goal
<b>SVS</b> Saves	<b>TPP</b> Time on power play	<b>TS</b> Total shots	



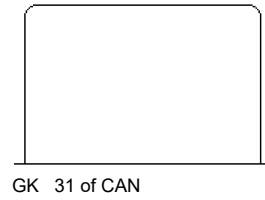
FRI 25 JUN 2021  
Start Time 17:00

### Shot Chart RPC - CAN

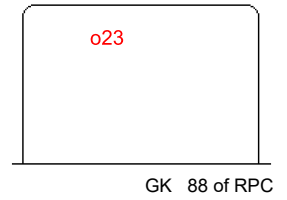
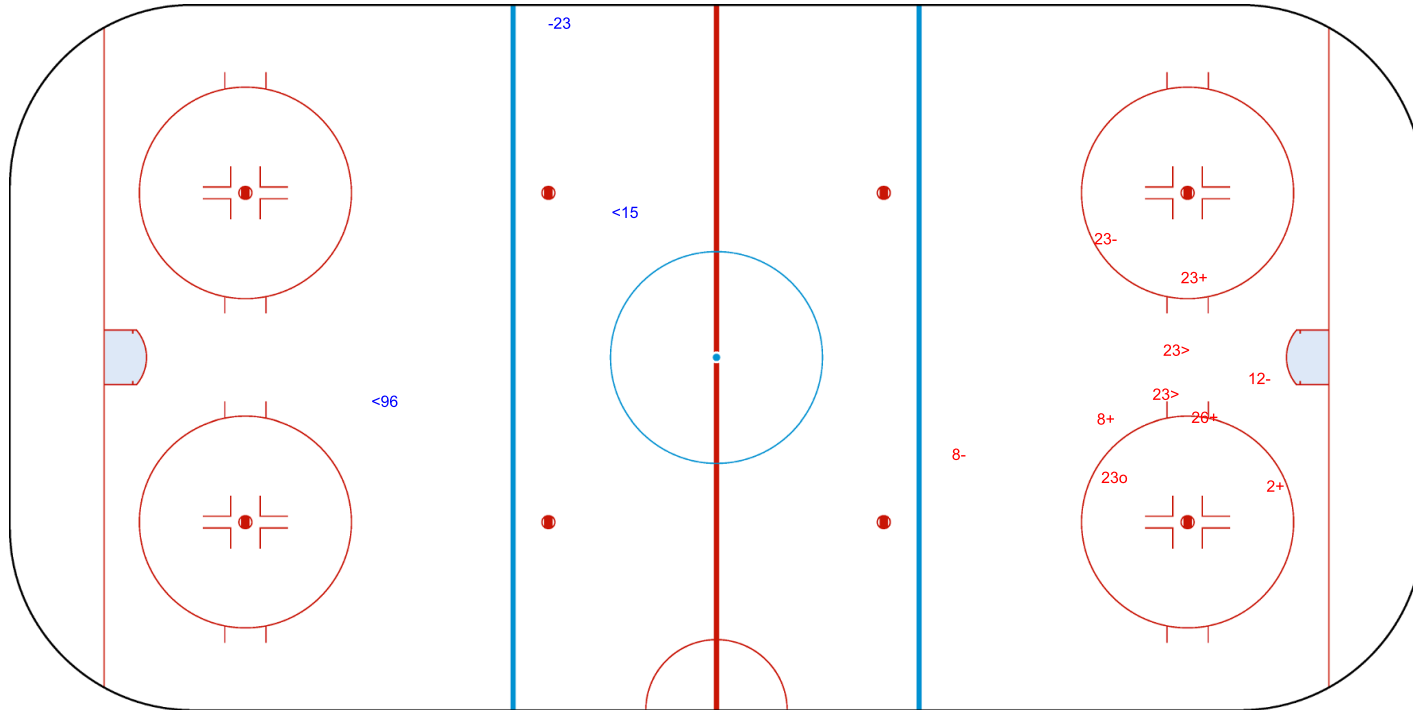
Shots by RPC  
Goals (o): 0  
SSP (<): 2  
SSG (+): 0  
SPG (-): 1

**CAN** → **Period: 1** ← **RPC**

Shots by CAN  
Goals (o): 1  
SSP (>): 2  
SSG (+): 4  
SPG (-): 3



GK 31 of CAN



GK 88 of RPC

<b>Legend:</b>	
<b>GK</b> Goalkeeper	<b>SPG</b> Shots past goal
<b>SSG</b> Shots saved by goalkeeper	<b>SSP</b> Shots saved by player



FRI 25 JUN 2021  
Start Time 17:00

Mixed  
Semifinals, Game 17



Shot Chart  
RPC - CAN

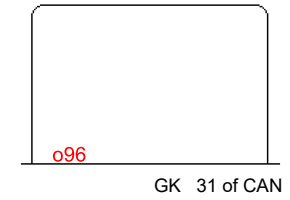
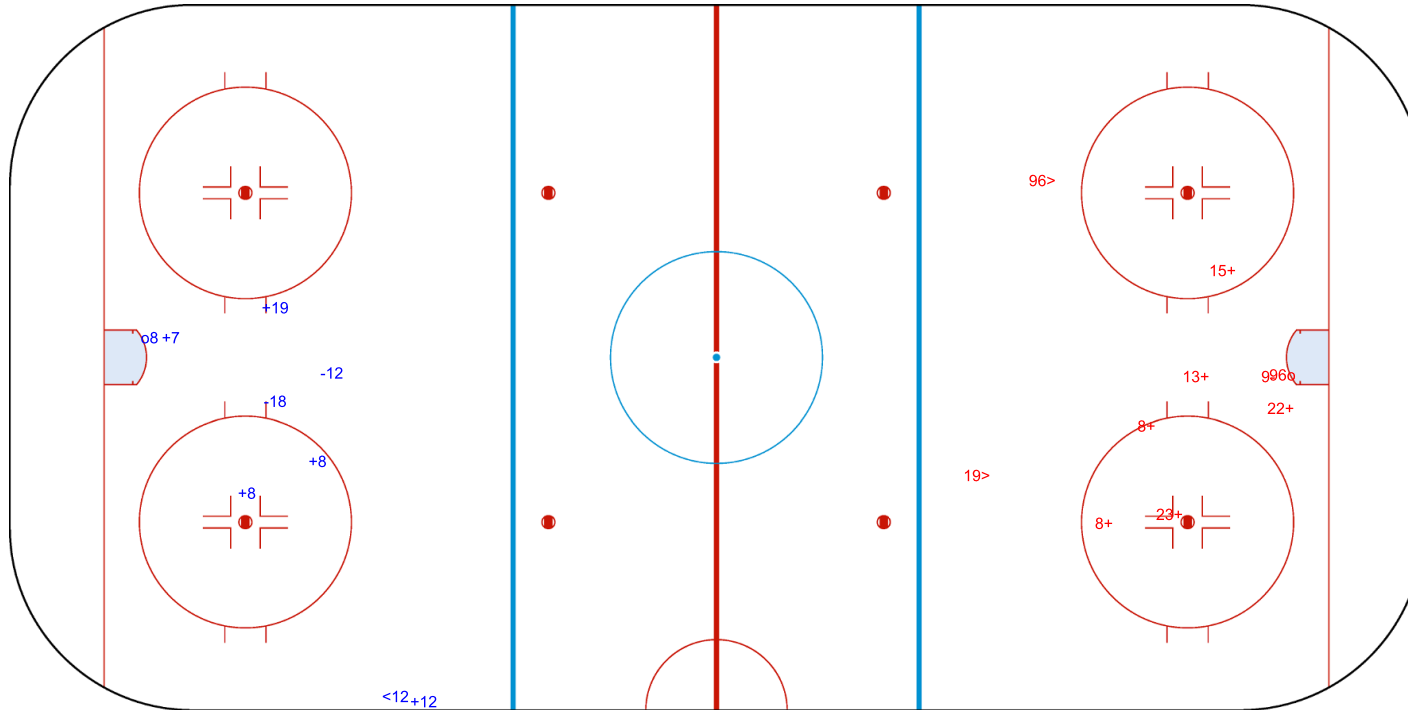
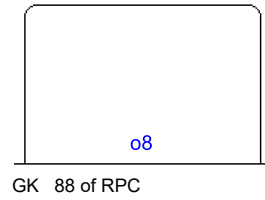
Shots by CAN  
Goals (o): 1    SSG (+): 5  
SSP (<): 1    SPG (-): 2



Period: 2



Shots by RPC  
Goals (o): 1    SSG (+): 6  
SSP (>): 2    SPG (-): 1



Legend:	
<b>GK</b>	Goalkeeper
<b>SPG</b>	Shots past goal
<b>SSG</b>	Shots saved by goalkeeper
<b>SSP</b>	Shots saved by player



FRI 25 JUN 2021  
Start Time 17:00

Mixed  
Semifinals, Game 17

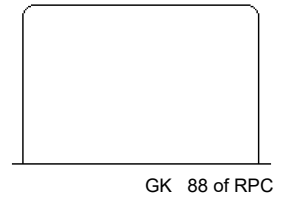
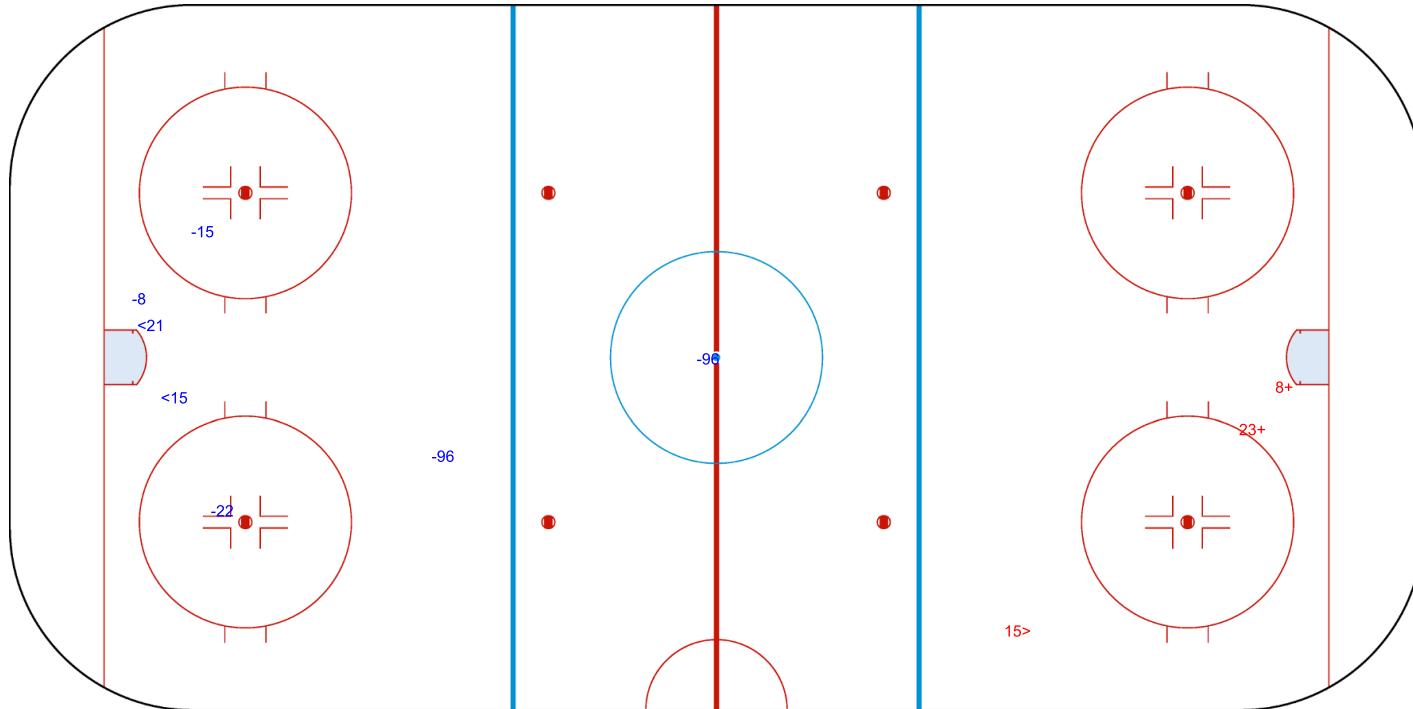
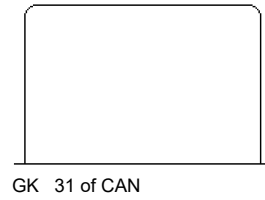


Shot Chart  
RPC - CAN

Shots by RPC  
Goals (o): 0  
SSP (-): 2  
SSG (+): 0  
SPG (-): 5

CAN → Period: 3 ← RPC

Shots by CAN  
Goals (o): 0  
SSG (+): 2  
SSP (>): 1  
SPG (-): 0



Legend:	
<b>GK</b>	Goalkeeper
<b>SPG</b>	Shots past goal
<b>SSG</b>	Shots saved by goalkeeper
<b>SSP</b>	Shots saved by player



FRI 25 JUN 2021  
Start Time 17:00

Mixed  
Semifinals, Game 17



## Face-off Chart RPC - CAN

### PERIOD 1

	RPC	CAN	Neutral zone		RPC	CAN	Total wins all zones	
	Def. zone	Att. zone	RPC	CAN	Att. zone	Def. zone	RPC	CAN
	+ 18	- 18	- 9	+ 18	+ 18	- 8		
	- 9	+ 26	- 19	+ 18	+ 9	- 8		
	- 9	+ 18						
Total wins / period	1 / 33%	2 / 67%	0 / 0%	2 / 100%	2 / 100%	0 / 0%	3 / 43%	4 / 57%

### PERIOD 2

	RPC	CAN	Neutral zone		RPC	CAN	Total wins all zones	
	Def. zone	Att. zone	RPC	CAN	Att. zone	Def. zone	RPC	CAN
	- 18	+ 18	- 18	+ 18	- 8	+ 18		
	- 9	+ 9	+ 18	- 9	+ 8	- 18		
	- 18	+ 18	- 9	+ 18	+ 14	- 9		
	+ 18	- 18	+ 22	- 26	+ 18	- 18		
	- 8	+ 7	+ 9	- 9	- 18	+ 18		
	+ 18	- 18	+ 9	- 18				
	+ 18	- 18						
	- 17	+ 9						
Total wins / period	3 / 38%	5 / 62%	4 / 67%	2 / 33%	3 / 60%	2 / 40%	10 / 53%	9 / 47%

### PERIOD 3

	RPC	CAN	Neutral zone		RPC	CAN	Total wins all zones	
	Def. zone	Att. zone	RPC	CAN	Att. zone	Def. zone	RPC	CAN
	+ 18	- 9	- 18	+ 18	- 18	+ 18		
	+ 18	- 18	+ 9	- 18	+ 18	- 18		
	+ 14	- 18	+ 18	- 18	+ 18	- 18		
	+ 18	- 9			+ 18	- 18		
Total wins / period	4 / 100%	0 / 0%	2 / 67%	1 / 33%	3 / 75%	1 / 25%	9 / 82%	2 / 18%

### TOTAL

	RPC	CAN	Neutral zone		RPC	CAN	Total wins all zones	
	Def. zone	Att. zone	RPC	CAN	Att. zone	Def. zone	RPC	CAN
Total wins / game	8 / 53%	7 / 47%	6 / 55%	5 / 45%	8 / 73%	3 / 27%	22 / 59%	15 / 41%



**FRI 25 JUN 2021**  
Start Time 17:00

**Mixed**  
**Semifinals, Game 17**



### HEAD TO HEAD

		CAN									
	No.	7	8	9	18	26	Tot	wins RPC	Dz	Nz	Az
RPC	8	0 - 1			1 - 1		3	1 33%	0 0%		1 50%
	9		1 - 0	1 - 1	2 - 3	0 - 1	9	4 44%	0 0%	3 60%	1 100%
	14			1 - 0	1 - 0		2	2 100%	1 100%		1 100%
	17			0 - 1			1	0 0%	0 0%		
	18		1 - 0	3 - 0	10 - 6		20	14 70%	7 78%	2 50%	5 71%
	19				0 - 1		1	0 0%		0 0%	
	22					1 - 0	1	1 100%		1 100%	
	<b>Tot</b>	1	2	7	25	2	37	22 59%	8 53%	6 55%	8 73%
	<b>wins CAN</b>	1 100%	0 0%	2 29%	11 44%	1 50%	15 41%				
	<b>Dz</b>		0 0%	0 0%	3 38%		3 27%				
	<b>Nz</b>			0 0%	5 63%	0 0%	5 45%				
	<b>Az</b>	1 100%		2 50%	3 33%	1 100%	7 47%				

**Legend:**

**Az** Attacking zone    **Dz** Defending zone    **No.** Jersey number    **Nz** Neutral zone    **Tot** Total face-offs played



**FRI 25 JUN 2021**  
Start Time 20:30

**Mixed**  
**Placement Round (5-6) - Game 18**



## Game Roster

### NOR - CZE

#### Referee

NIKOLIC Kristijan (AUT)

#### Linesmen

LUNDEN Andreas (SWE) , RUNDSTROM Tony (SWE)

#### Goalkeepers

Team: NOR

No.	Name	Gen	GP	MIP	GA	SVS	SOG	SVS%	GAA
1	LUNDE Emanuel	M	4	45:00	18	20	38	52.63	18.00
39	GROENLIE Johan	M	4	144:31	7	28	35	80.00	2.18

#### Team Roster

Team: NOR (red)

No.	Pos.	Name	Gen	GP	G	A	PTS	PIM	+/-
1	GK	LUNDE Emanuel	M	4	0	0	0	0	
6	F	KIRSTISTUEN Emil	M	4	0	0	0	0	-4
9	F	VAERNES Morten	M	4	1	0	1	0	-5
10	F	RIVERA Tor Joakim	M	3	0	0	0	0	-6
12	F	BOGLE Magnus	M	3	0	1	1	0	+2
16	D	NORDSTOGA Knut Andre	M	4	1	0	1	0	-6
17	F	SOLBERG Loyd Remi	M	4	0	0	0	6	-4
20	D	HAMRE Martin	M	4	1	0	1	6	-10
22	D	BAKKE Audun	M	4	3	0	3	2	-11
25	D	SUNDT Andreas	M	4	0	0	0	0	-10
27	F	VATNE Emil	M	4	0	0	0	2	-5
29	F	SCHROEDER Lena	F	4	0	0	0	0	-7
33	F	SKOLBEKKEN Martin Bakkejord	M	3	1	0	1	0	-5
39	GK	GROENLIE Johan	M	4	0	0	0	0	
69	F	OEVERLI Fabian Cruickshank	M	1	0	0	0	0	-7
71	F	OISETH Ola	M	4	1	2	3	0	-4
77	F	AANEKRE Torstein	M	3	0	0	0	0	0
91	F	LYNGROTH Alexander	M	3	0	0	0	0	-7

Head Coach: LYSENSTOEN Andre

Team: CZE

No.	Name	Gen	GP	MIP	GA	SVS	SOG	SVS%	GAA
1	KUDELA Martin	M	4	90:00	11	64	75	85.33	5.50
6	VAPENKA Michal	M	4	89:19	12	25	37	67.57	6.05

Team: CZE (white)

No.	Pos.	Name	Gen	GP	G	A	PTS	PIM	+/-
1	GK	KUDELA Martin	M	4	0	0	0	0	
6	GK	VAPENKA Michal	M	4	0	0	0	0	
7	D	MOTYCKA David	M	4	0	0	0	0	-10
11	D	WAGNER Karel	M	4	0	0	0	2	-7
15	D	ZELINKA Radek	M	4	0	0	0	2	-4
18	F	NOVOTNY Miroslav	M	4	0	0	0	4	-8
19	F	OHAR Alex	M	4	0	0	0	0	-7
23	D	FROLIK Jan	M	2	0	0	0	2	-5
29	D	KUBES Pavel	M	3	0	0	0	2	-6
33	F	HECKO Vaclav	M	4	0	0	0	12	-10
67	D	DOLEZAL Pavel	M	4	0	0	0	2	-12
74	F	GEIER Michal	M	2	0	0	0	2	-2
75	F	RAUL Jiri	M	4	0	0	0	2	-6
77	F	PALAT David	M	4	0	0	0	2	-6
82	F	HABL Zdenek	M	4	0	0	0	4	-9
92	F	SEDLACEK Patrik	M	2	0	0	0	0	-4
96	F	KRUPICKA Zdenek	M	3	0	0	0	0	-2

Head Coach: BRIZA Jiri

#### Legend:

<b>A</b> Assists	<b>D</b> Defence	<b>F</b> Female / Forward	<b>G</b> Goals
<b>GA</b> Goals against	<b>GAA</b> Goals against as average per 45 minutes	<b>Gen</b> Gender	<b>GK</b> Goalkeeper
<b>GP</b> Games played	<b>M</b> Male	<b>MIP</b> Minutes and seconds played	<b>No.</b> Jersey number
<b>PIM</b> Penalties in minutes	<b>Pos.</b> Position	<b>PTS</b> Points	<b>SOG</b> Shots on goal
<b>SVS</b> Saves	<b>SVS%</b> Saves in percentage	<b>+/-</b> Plus/minus net	



FRI 25 JUN 2021

Start Time 20:30

Mixed

Placement Round (5-6) - Game 18



## Line-ups

## NOR - CZE

## Referee

NIKOLIC Kristijan (AUT)

## Linesmen

LUNDEN Andreas (SWE) , RUNDSTROM Tony (SWE)

## Goalkeepers

Team: NOR

No.	Name	Gen
39	GROENLIE Johan	M
1	LUNDE Emanuel	M

Team: CZE

No.	Name	Gen
6	VAPENKA Michal	M
1	KUDELA Martin	M

## Team Line-ups

Team: NOR (red)

No.	Pos.	Name	Gen
16	D	NORDSTOGA Knut Andre +C	M
22	D	BAKKE Audun	M
9	F	VAERNES Morten	M
33	F	SKOLBEKKEN Martin Bakkejord	M
71	F	OISETH Ola +A	M
20	D	HAMRE Martin	M
25	D	SUNDT Andreas	M
10	F	RIVERA Tor Joakim	M
17	F	SOLBERG Loyd Remi +A	M
91	F	LYNGROTH Alexander	M
6	F	KIRSTISTUEN Emil	M
27	F	VATNE Emil	M
29	F	SCHROEDER Lena	F
77	F	AANEKRE Torstein	M

Head Coach: LYSENSTOEN Andre

## NOT DRESSED:

12	F	BOGLE Magnus	M
69	F	OEVERLI Fabian Cruickshank	M

Team: CZE (white)

No.	Pos.	Name	Gen
15	D	ZELINKA Radek +A	M
67	D	DOLEZAL Pavel	M
18	F	NOVOTNY Miroslav	M
74	F	GEIER Michal	M
82	F	HABL Zdenek	M
7	D	MOTYCKA David +A	M
29	D	KUBES Pavel +C	M
33	F	HECKO Vaclav	M
75	F	RAUL Jiri	M
77	F	PALAT David	M
11	D	WAGNER Karel	M
19	F	OHAR Alex	M
96	F	KRUPICKA Zdenek	M

Head Coach: BRIZA Jiri

## NOT DRESSED:

23	D	FROLIK Jan	M
92	F	SEDLACEK Patrik	M

## Legend:

<b>D</b>	Defence	<b>F</b>	Female / Forward	<b>Gen</b>	Gender	<b>M</b>	Male
<b>No.</b>	Jersey number	<b>Pos.</b>	Position	<b>+A</b>	Assistant captain	<b>+C</b>	Captain





FRI 25 JUN 2021

Start Time 20:30

Mixed

Placement Round (5-6) - Game 18



## Graphical Line-ups

## NOR - CZE

## Referee

NIKOLIC Kristijan (AUT)

## Linesmen

LUNDEN Andreas (SWE) , RUNDSTROM Tony (SWE)

Team: NOR - Norway (red)

Head Coach: LYSENSTOEN Andre

S1 39 GROENLIE Johan		
1 LUNDE Emanuel		
S2 16 NORDSTOGA Knut Andre +C	S3 22 BAKKE Audun	
S4 9 VAERNES Morten	S6 71 OISETH Ola +A	S5 33 SKOLBEKKEN Martin Bakkejord
10 RIVERA Tor Joakim		25 SUNDT Andreas
17 SOLBERG Loyd Remi +A	20 HAMRE Martin	91 LYNGROTH Alexander
		77 AANEKRE Torstein
6 KIRSTISTUEN Emil	29 SCHROEDER Lena	27 VATNE Emil

Team: CZE - Czech Republic (white)

Head Coach: BRIZA Jiri

S1 6 VAPENKA Michal		
1 KUDELA Martin		
S2 15 ZELINKA Radek +A	S3 67 DOLEZAL Pavel	
S5 74 GEIER Michal	S6 82 HABL Zdenek	S4 18 NOVOTNY Miroslav
29 KUBES Pavel +C		7 MOTYCKA David +A
77 PALAT David	75 RAUL Jiri	33 HECKO Vaclav
11 WAGNER Karel	19 OHAR Alex	96 KRUPICKA Zdenek

## Legend:

Sn Starting position

+A Assistant captain

+C Captain



FRI 25 JUN 2021

Start Time 20:30

End Time 22:13

Mixed

Placement Round (5-6) - Game 18



## Game Summary

NOR - CZE 1 - 2 (0 - 0, 1 - 2, 0 - 0)

Spectators	Referee	Linesmen
1234	NIKOLIC Kristijan (AUT)	LUNDEN Andreas (SWE) , RUNDSTROM Tony (SWE)

## Team Statistics

Period	Score	SVS	SOG	PIM	TPP	PPG	SHG
1	0 : 0	4 : 1	1 : 4	2 : 0	00:00 : 02:00	0 : 0	0 : 0
2	1 : 2	4 : 5	6 : 6	2 : 0	00:00 : 02:00	0 : 0	0 : 0
3	0 : 0	6 : 2	2 : 6	0 : 2	02:00 : 00:00	0 : 0	0 : 0
<b>Total</b>	<b>1 : 2</b>	<b>14 : 8</b>	<b>9 : 16</b>	<b>4 : 2</b>	<b>02:00 : 04:00</b>	<b>0 : 0</b>	<b>0 : 0</b>

## 1st Period

Action	Time	ET/Res	Team	Type	No.	Name	(G) Name of Assistant(s) / Action Description
GK	00:00		NOR		39	GROENLIE J	- Goalkeeper in
GK	00:00		CZE		6	VAPENKA M	- Goalkeeper in
Penalty	02:09	04:09	NOR	2 min.	17	SOLBERG LR	- Holding an opponent

## 2nd Period

Action	Time	ET/Res	Team	Type	No.	Name	(G) Name of Assistant(s) / Action Description
Penalty	17:23	19:23	NOR	2 min.	20	HAMRE M	- Interference
Goal	22:18	0 : 1	CZE	EQ	15	ZELINKA R	(1) On Ice NOR 39 9 16 22 33 71 CZE 6 15 19 33 67 74
Goal	24:09	1 : 1	NOR	EQ	22	BAKKE A	(5) On Ice NOR 39 16 17 20 22 91 CZE 6 15 67 74 82 96
Goal	28:03	1 : 2	CZE	EQ	77	PALAT D	(1) 33 HECKO V On Ice NOR 39 16 17 20 22 27 19 OHAR A CZE 6 15 19 29 33 77

## 3rd Period

Action	Time	ET/Res	Team	Type	No.	Name	(G) Name of Assistant(s) / Action Description
Time-out	40:43		NOR				
Penalty	41:51	43:51	CZE	2 min.	74	GEIER M	- Teeing
GK	43:32		NOR				39 GROENLIE J - Goalkeeper out
Time-out	44:19		CZE				
GK	45:00		CZE				6 VAPENKA M - Goalkeeper out

## Goalkeeper Records

Team : NOR - Norway

No.	Name	SOG	SVS	MIP
39	GROENLIE Johan	16	14	43:32
1	LUNDE Emanuel			

Team : CZE - Czech Republic

No.	Name	SOG	SVS	MIP
6	VAPENKA Michal	9	8	45:00
1	KUDELA Martin			

## Game Statistics

Team : NOR (red)

Head Coach : LYSENSTOEN Andre

No.	Pos.	Name	Gen	G	A	P	PIM	FO+	FO-	FO+/-	FO%	Shots on Goal					+/-
												1	2	3	OT	TS	
9	F	VAERNES Morten	M	0	0	0	0	0	1	-1	0.00	0	1	1		2	-1
16	D	NORDSTOGA Knut Andre +C	M	0	0	0	0	0	0	0	0.00	0	1	1		2	-1
22	D	BAKKE Audun	M	1	0	1	0	0	0	0	0.00	0	1	0		1	-1
33	F	SKOLBEKKEN Martin Bakkejord	M	0	0	0	0	0	0	0	0.00	0	0	0		0	-1
71	F	OISETH Ola +A	M	0	0	0	0	11	7	4	61.11	1	0	0		1	-1
10	F	RIVERA Tor Joakim	M	0	0	0	0	0	0	0	0.00	0	0	0		0	0
17	F	SOLBERG Loyd Remi +A (BP)	M	0	0	0	2	0	0	0	0.00	0	0	0		0	0
20	D	HAMRE Martin	M	0	0	0	2	4	9	-5	30.77	0	1	0		1	0
25	D	SUNDT Andreas	M	0	0	0	0	0	0	0	0.00	0	1	0		1	0
91	F	LYNGROTH Alexander	M	0	0	0	0	0	2	-2	0.00	0	1	0		1	+1
6	F	KIRSTISTUEN Emil	M	0	0	0	0	0	0	0	0.00	0	0	0		0	0
27	F	VATNE Emil	M	0	0	0	0	0	0	0	0.00	0	0	0		0	-1



FRI 25 JUN 2021

Start Time 20:30

End Time 22:13

Mixed

Placement Round (5-6) - Game 18



Head Coach : LYSENSTOEN Andre

No.	Pos.	Name	Gen	G	A	P	PIM	FO+	FO-	FO+/-	FO%	Shots on Goal					+/-
												1	2	3	OT	TS	
29	F	SCHROEDER Lena	F	0	0	0	0	2	1	1	66.67	0	0	0	0	0	0
77	F	AANEKRE Torstein	M	0	0	0	0	0	0	0	0.00	0	0	0	0	0	0
1	GK	LUNDE Emanuel	M	0	0	0	0					0	0	0	0	0	
39	GK	GROENLIE Johan	M	0	0	0	0					0	0	0	0	0	
<b>Total</b>				<b>1</b>	<b>0</b>	<b>1</b>	<b>4</b>	<b>17</b>	<b>20</b>	<b>-3</b>	<b>45.95</b>	<b>1</b>	<b>6</b>	<b>2</b>	<b>9</b>		

Team : CZE (white)

Head Coach : BRIZA Jiri

No.	Pos.	Name	Gen	G	A	P	PIM	FO+	FO-	FO+/-	FO%	Shots on Goal					+/-
												1	2	3	OT	TS	
15	D	ZELINKA Radek +A (BP)	M	1	0	1	0	0	1	-1	0.00	0	2	0	0	2	+1
18	F	NOVOTNY Miroslav	M	0	0	0	0	0	0	0	0.00	0	0	0	0	0	0
67	D	DOLEZAL Pavel	M	0	0	0	0	0	0	0	0.00	1	0	0	0	1	0
74	F	GEIER Michal	M	0	0	0	2	0	0	0	0.00	1	1	3	0	5	0
82	F	HABL Zdenek	M	0	0	0	0	11	9	2	55.00	0	0	0	0	0	-1
7	D	MOTYCKA David +A	M	0	0	0	0	0	0	0	0.00	0	0	0	0	0	0
29	D	KUBES Pavel +C	M	0	0	0	0	0	0	0	0.00	1	2	2	0	5	+1
33	F	HECKO Vaclav	M	0	1	1	0	0	1	-1	0.00	0	0	1	0	1	+2
75	F	RAUL Jiri	M	0	0	0	0	3	3	0	50.00	0	0	0	0	0	0
77	F	PALAT David	M	1	0	1	0	0	0	0	0.00	1	1	0	0	2	+1
11	D	WAGNER Karel	M	0	0	0	0	0	0	0	0.00	0	0	0	0	0	0
19	F	OHAR Alex	M	0	1	1	0	6	3	3	66.67	0	0	0	0	0	+2
96	F	KRUPICKA Zdenek	M	0	0	0	0	0	0	0	0.00	0	0	0	0	0	-1
1	GK	KUDELA Martin	M	0	0	0	0					0	0	0	0	0	
6	GK	VAPENKA Michal	M	0	0	0	0					0	0	0	0	0	
<b>Total</b>				<b>2</b>	<b>2</b>	<b>4</b>	<b>2</b>	<b>20</b>	<b>17</b>	<b>3</b>	<b>54.05</b>	<b>4</b>	<b>6</b>	<b>6</b>	<b>16</b>		

## Legend:

<b>(G)</b>	Goals in tournament	<b>+/-</b>	Plus/minus net	<b>+A</b>	Assistant captain	<b>+C</b>	Captain
<b>A</b>	Assists	<b>D</b>	Defence	<b>EQ</b>	Equal strength	<b>ET/Res</b>	Penalty end time/Result of game
<b>F</b>	Female / Forward	<b>FO-</b>	Face-offs lost	<b>FO%</b>	Face-offs won as percentage	<b>FO+</b>	Face-offs won
<b>FO+/-</b>	Face-offs net	<b>G</b>	Goals	<b>Gen</b>	Gender	<b>GK</b>	Goalkeeper
<b>M</b>	Male	<b>MIP</b>	Minutes in play (GK)	<b>No.</b>	Jersey number	<b>OT</b>	Overtime
<b>P</b>	Points	<b>PIM</b>	Penalties in minutes	<b>Pos.</b>	Position	<b>PPG</b>	Power play goals
<b>SHG</b>	Shorthanded goals	<b>SOG</b>	Shots on goal	<b>SVS</b>	Saves	<b>TPP</b>	Time on power play
<b>TS</b>	Total shots						



FRI 25 JUN 2021  
Start Time 20:30

Mixed  
Placement Round (5-6) - Game 18

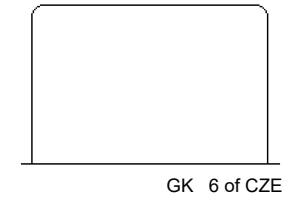
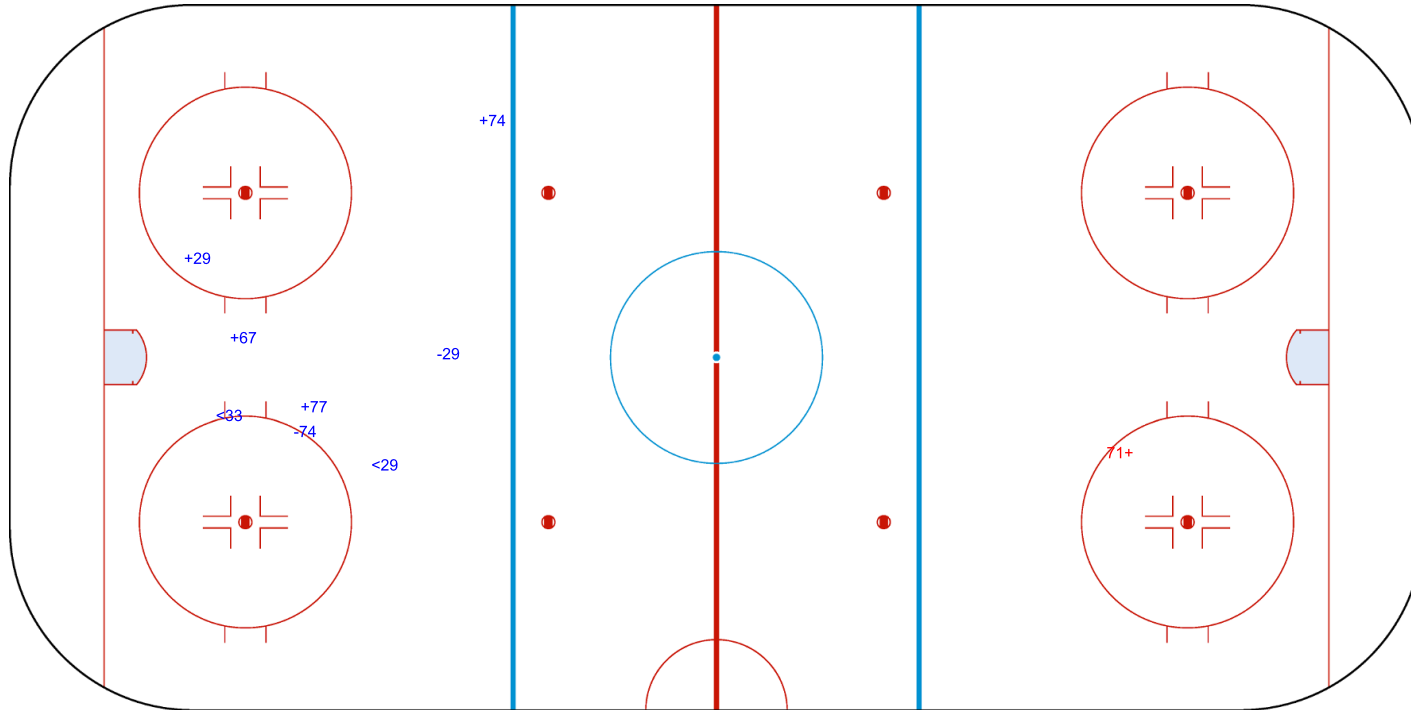
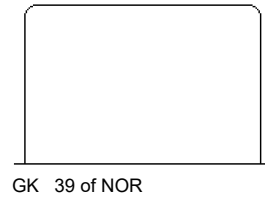


Shot Chart  
NOR - CZE

Shots by CZE  
Goals (o): 0    SSG (+): 4  
SSP (-): 2    SPG (-): 2

NOR →    Period: 1    ← CZE

Shots by NOR  
Goals (o): 0    SSG (+): 1  
SSP (>): 0    SPG (-): 0



<b>Legend:</b>	
<b>GK</b> Goalkeeper	<b>SSP</b> Shots saved by player
<b>SPG</b> Shots past goal	<b>SSG</b> Shots saved by goalkeeper



### Shot Chart NOR - CZE

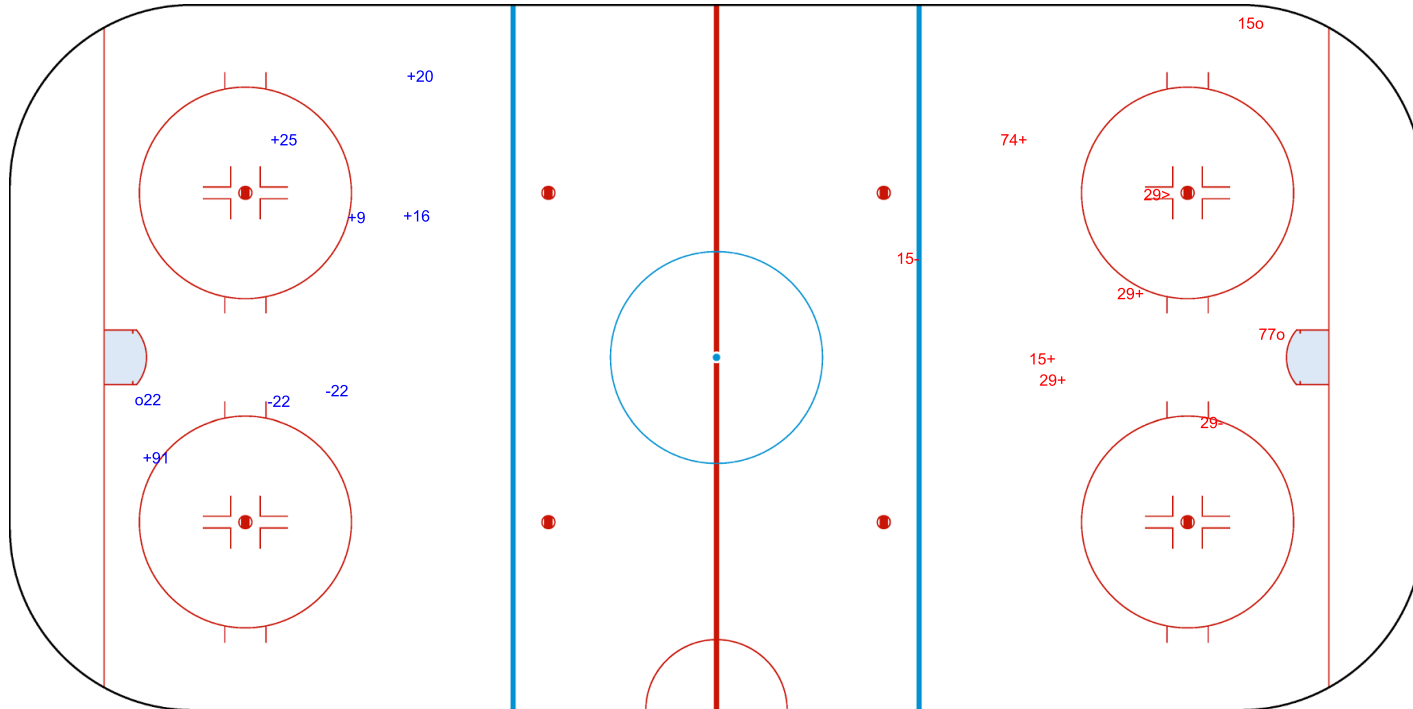
CZE → **Period: 2** ← NOR

Shots by NOR  
Goals (o): 1    SSG (+): 5  
SSP (<): 0    SPG (-): 2

Shots by CZE  
Goals (o): 2    SSG (+): 4  
SSP (>): 1    SPG (-): 2

o22

GK 6 of CZE



Legend:		
<b>GK</b>	Goalkeeper	
<b>SPG</b>	Shots past goal	
<b>SSG</b>	Shots saved by goalkeeper	
<b>SSP</b>	Shots saved by player	



FRI 25 JUN 2021  
Start Time 20:30

Mixed  
Placement Round (5-6) - Game 18



Shot Chart  
NOR - CZE

Shots by CZE  
Goals (o): 0    SSG (+): 6  
SSP (<): 1    SPG (-): 6



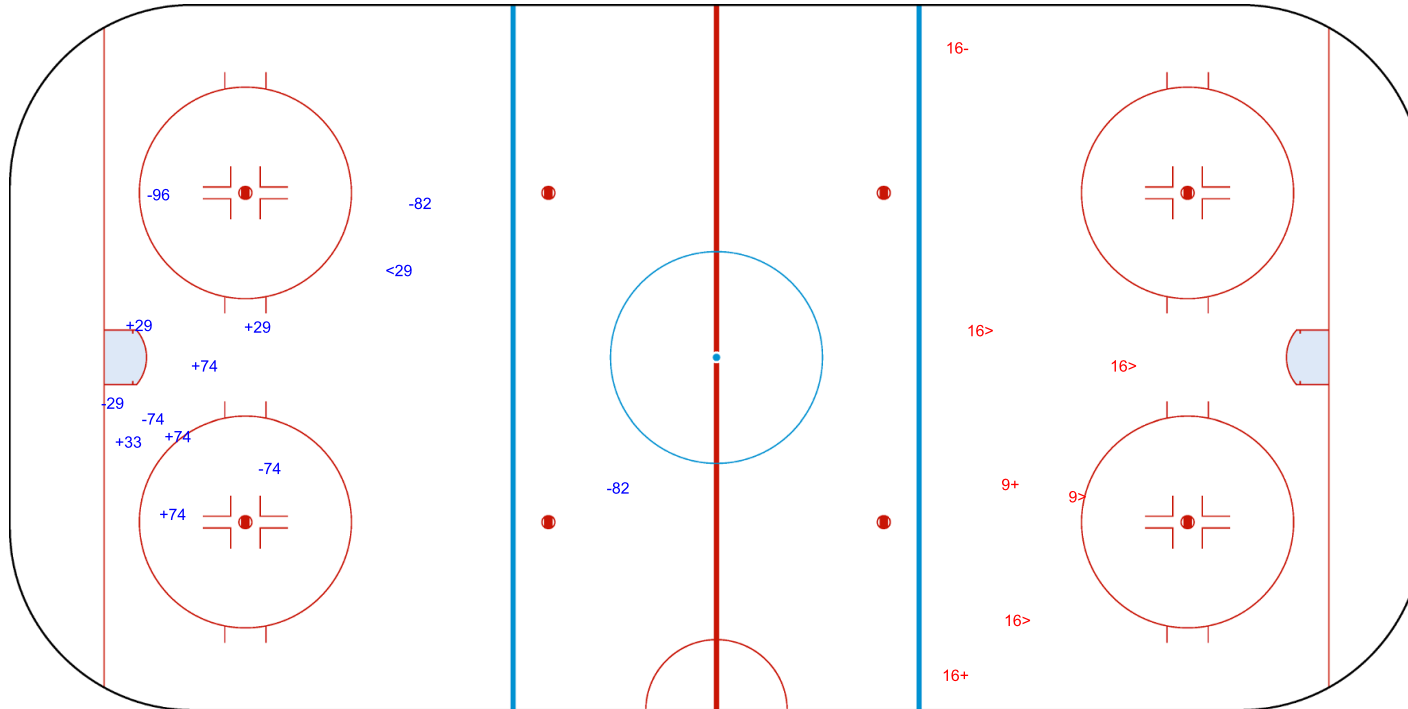
Period: 3



Shots by NOR  
Goals (o): 0    SSG (+): 2  
SSP (>): 4    SPG (-): 1



GK 39 of NOR



GK 6 of CZE

Legend:	
<b>GK</b>	Goalkeeper
<b>SPG</b>	Shots past goal
<b>SSG</b>	Shots saved by goalkeeper
<b>SSP</b>	Shots saved by player



FRI 25 JUN 2021  
Start Time 20:30

Placement Round (5-6) - Game 18

Mixed



## Face-off Chart NOR - CZE

### PERIOD 1

	NOR		CZE		NOR		CZE		NOR		CZE	
	Def. zone	Att. zone	Neutral zone	Neutral zone	Att. zone	Def. zone	Att. zone	Def. zone	Total wins	Total wins	Total wins	Total wins
	- 71	+ 82	+ 71	- 82	- 20	+ 75						
	+ 71	- 75	+ 20	- 75	+ 71	- 75						
	- 29	+ 75	+ 29	- 82	+ 20	- 82						
	- 20	+ 75										
	+ 20	- 82										
Total wins / period	2 / 40%	3 / 60%	3 / 100%	0 / 0%	2 / 67%	1 / 33%			7 / 64%	4 / 36%		

### PERIOD 2

	NOR		CZE		NOR		CZE		NOR		CZE	
	Def. zone	Att. zone	Neutral zone	Neutral zone	Att. zone	Def. zone	Att. zone	Def. zone	Total wins	Total wins	Total wins	Total wins
	- 71	+ 82	- 71	+ 82	- 20	+ 19						
	+ 20	- 33	- 20	+ 19	- 9	+ 82						
	- 20	+ 19	+ 29	- 19	- 91	+ 82						
			+ 71	- 19	- 91	+ 19						
			+ 71	- 82	- 20	+ 82						
					- 20	+ 82						
Total wins / period	1 / 33%	2 / 67%	3 / 60%	2 / 40%	0 / 0%	6 / 100%			4 / 29%	10 / 71%		

### PERIOD 3

	NOR		CZE		NOR		CZE		NOR		CZE	
	Def. zone	Att. zone	Neutral zone	Neutral zone	Att. zone	Def. zone	Att. zone	Def. zone	Total wins	Total wins	Total wins	Total wins
	- 20	+ 82	- 71	+ 82	- 20	+ 19						
	+ 71	- 19	- 71	+ 19	+ 71	- 82						
	+ 71	- 82			- 71	+ 82						
	- 71	+ 82			+ 71	- 15						
	+ 71	- 82			+ 71	- 82						
Total wins / period	3 / 60%	2 / 40%	0 / 0%	2 / 100%	3 / 60%	2 / 40%			6 / 50%	6 / 50%		

### TOTAL

	NOR		CZE		NOR		CZE		NOR		CZE	
	Def. zone	Att. zone	Neutral zone	Neutral zone	Att. zone	Def. zone	Att. zone	Def. zone	Total wins	Total wins	Total wins	Total wins
Total wins / game	6 / 46%	7 / 54%	6 / 60%	4 / 40%	5 / 36%	9 / 64%			17 / 46%	20 / 54%		



**FRI 25 JUN 2021**  
Start Time 20:30

**Placement Round (5-6) - Game 18**

Mixed



### HEAD TO HEAD

		CZE									
	No.	15	19	33	75	82	Tot	wins NOR	Dz	Nz	Az
NOR	9					0 - 1	1	0 0%			0 0%
	20		0 - 4	1 - 0	1 - 2	2 - 3	13	4 31%	2 40%	1 50%	1 17%
	29		1 - 0		0 - 1	1 - 0	3	2 67%	0 0%	2 100%	
	71	1 - 0	2 - 1		2 - 0	6 - 6	18	11 61%	4 57%	3 50%	4 80%
	91		0 - 1			0 - 1	2	0 0%			0 0%
	<b>Tot</b>	1	9	1	6	20	37	17 46%	6 46%	6 60%	5 36%
	<b>wins CZE</b>	0 0%	6 67%	0 0%	3 50%	11 55%	20 54%				
	<b>Dz</b>	0 0%	3 100%		1 50%	5 63%	9 64%				
	<b>Nz</b>		2 50%		0 0%	2 40%	4 40%				
	<b>Az</b>		1 50%	0 0%	2 67%	4 57%	7 54%				

**Legend:**

**Az** Attacking zone    **Dz** Defending zone    **No.** Jersey number    **Nz** Neutral zone    **Tot** Total face-offs played





**SAT 26 JUN 2021**  
Start Time 17:45

**Mixed**  
**Bronze Medal Game - Game 19**



## Game Roster

### RPC - KOR

#### Referee

ESPOSITO Bobby (USA)

#### Goalkeepers

Team: RPC

No.	Name	Gen	GP	MIP	GA	SVS	SOG	SVS%	GAA
30	PLOTNIKOV Evgenii	M	5	50:05	0	3	3	100.00	0.00
88	KASATKIN Andrei	M	5	174:55	3	20	23	86.96	0.77

#### Team Roster

Team: RPC (red)

No.	Pos.	Name	Gen	GP	G	A	PTS	PIM	+/-
4	D	EREMIN Aleksei	M	2	0	0	0	0	+2
8	F	LISOV Dmitrii	M	5	4	6	10	0	+15
9	F	KHAMZIN Airat	M	5	5	6	11	2	+13
10	F	MALETSKIY Igor	M	3	0	0	0	0	+2
11	D	BARYKIN Stanislav	M	2	0	3	3	0	+3
13	F	SHIKHOV Konstantin	M	5	5	9	14	2	+12
14	F	POPOV Ilia	M	4	1	2	3	0	+6
15	D	GALKIN Dmitrii	M	5	2	8	10	0	+15
17	F	RYCHKOV Vladimir	M	5	4	2	6	0	+6
18	F	SOKOLOV Andrei	M	5	1	6	7	2	+12
19	D	KUZNETSOV Ivan	M	5	1	3	4	2	+14
21	F	PETROV Evgenii	M	5	7	6	13	8	+15
22	F	TERENTEV Nikolai	M	5	8	7	15	4	+13
23	D	VOLKOV Ilia	M	5	0	4	4	2	+18
30	GK	PLOTNIKOV Evgenii	M	5	0	0	0	0	
88	GK	KASATKIN Andrei	M	5	0	0	0	0	
96	D	MIACHIN Mikhail	M	4	4	3	7	2	+13

Head Coach: BATYRSHIN Ruslan

#### Linesmen

HERMANSEN OSWOLD Marius (NOR) , VANEK Jan (CZE)

Team: KOR

No.	Name	Gen	GP	MIP	GA	SVS	SOG	SVS%	GAA
31	YU Man Gyun	M	5	45:00	8	20	28	71.43	8.00
39	CHOI Hyuk Jun	M	0	00:00	0	0	0	0.00	0.00

Team: KOR (white)

No.	Pos.	Name	Gen	GP	G	A	PTS	PIM	+/-
1	F	LEE Jun Yong	M	4	0	0	0	0	-6
3	F	RYU Jee Hyun	M	5	1	0	1	2	-5
7	D	CHOI Kwang Hyouk	M	5	0	0	0	0	-9
9	F	CHOI Si Woo	M	5	0	0	0	6	-9
10	D	CHO Young Jae	M	5	0	0	0	6	-9
12	D	KIM Young Sung	M	5	0	0	0	8	-9
14	F	JUNG Seung Hwan	M	5	2	1	3	2	-2
20	D	JANG Dong Shin	M	5	0	1	1	0	-10
27	F	CHO Byeong Seok	M	5	1	0	1	0	-8
28	F	LEE Jong Kyung	M	5	0	1	1	4	-8
31	GK	YU Man Gyun	M	5	0	0	0	0	
39	GK	CHOI Hyuk Jun	M	0	0	0	0	0	
51	F	KIM Sang Lak	M	4	0	0	0	0	-2
55	F	JANG Jong Ho	M	5	0	0	0	2	-6
88	F	PARK Sang Hyeon	M	5	0	0	0	0	-5

Head Coach: HAN Min Su

#### Legend:

<b>A</b> Assists	<b>D</b> Defence	<b>F</b> Forward	<b>G</b> Goals
<b>GA</b> Goals against	<b>GAA</b> Goals against as average per 45 minutes	<b>Gen</b> Gender	<b>GK</b> Goalkeeper
<b>GP</b> Games played	<b>M</b> Male	<b>MIP</b> Minutes and seconds played	<b>No.</b> Jersey number
<b>PIM</b> Penalties in minutes	<b>Pos.</b> Position	<b>PTS</b> Points	<b>SOG</b> Shots on goal
<b>SVS</b> Saves	<b>SVS%</b> Saves in percentage	<b>+/-</b> Plus/minus net	



SAT 26 JUN 2021

Start Time 17:45

Mixed

Bronze Medal Game - Game 19



## Line-ups

## RPC - KOR

## Referee

ESPOSITO Bobby (USA)

## Linesmen

HERMANSEN OSWOLD Marius (NOR) , VANEK Jan (CZE)

## Goalkeepers

Team: RPC

No.	Name	Gen
88	KASATKIN Andrei	M
30	PLOTNIKOV Evgenii	M

## Team Line-ups

Team: RPC (red)

No.	Pos.	Name	Gen
23	D	VOLKOV Ilia +A	M
96	D	MIACHIN Mikhail	M
13	F	SHIKHOV Konstantin	M
18	F	SOKOLOV Andrey	M
22	F	TERENTEV Nikolai	M
15	D	GALKIN Dmitrii	M
19	D	KUZNETSOV Ivan	M
8	F	LISOV Dmitrii +C	M
9	F	KHAMZIN Airat	M
21	F	PETROV Evgenii +A	M
10	F	MALETSKIY Igor	M
14	F	POPOV Ilia	M
17	F	RYCHKOV Vladimir	M

Head Coach: BATYRSHIN Ruslan

## NOT DRESSED:

4	D	EREMIN Aleksei	M
11	D	BARYKIN Stanislav	M

Team: KOR

No.	Name	Gen
31	YU Man Gyun	M
39	CHOI Hyuk Jun	M

Team: KOR (white)

No.	Pos.	Name	Gen
7	D	CHOI Kwang Hyouk	M
20	D	JANG Dong Shin	M
14	F	JUNG Seung Hwan	M
27	F	CHO Byeong Seok +A	M
28	F	LEE Jong Kyung	M
10	D	CHO Young Jae +A	M
12	D	KIM Young Sung	M
3	F	RYU Jee Hyun	M
9	F	CHOI Si Woo	M
55	F	JANG Jong Ho +C	M
1	F	LEE Jun Yong	M
51	F	KIM Sang Lak	M
88	F	PARK Sang Hyeon	M

Head Coach: HAN Min Su

## Legend:

<b>D</b>	Defence	<b>F</b>	Forward	<b>Gen</b>	Gender	<b>M</b>	Male
<b>No.</b>	Jersey number	<b>Pos.</b>	Position	<b>+A</b>	Assistant captain	<b>+C</b>	Captain



SAT 26 JUN 2021

Start Time 17:45

Bronze Medal Game - Game 19

Mixed



## Graphical Line-ups

## RPC - KOR

## Referee

ESPOSITO Bobby (USA)

## Linesmen

HERMANSEN OSWOLD Marius (NOR) , VANEK Jan (CZE)

Team: RPC - RPC (red)

Head Coach: BATYRSHIN Ruslan

S1 88 KASATKIN Andrei		
30 PLOTNIKOV Evgenii		
S3 96 MIACHIN Mikhail	S2 23 VOLKOV Ilia +A	
S4 13 SHIKHOV Konstantin	S5 18 SOKOLOV Andrey	S6 22 TERENCEV Nikolai
15 GALKIN Dmitrii		19 KUZNETSOV Ivan
8 LISOV Dmitrii +C	9 KHAMZIN Airat	21 PETROV Evgenii +A
17 RYCHKOV Vladimir	14 POPOV Ilia	10 MALETSKIY Igor

Team: KOR - Korea (white)

Head Coach: HAN Min Su

S1 31 YU Man Gyun		
39 CHOI Hyuk Jun		
S3 20 JANG Dong Shin	S2 7 CHOI Kwang Hyouk	
S4 14 JUNG Seung Hwan	S5 27 CHO Byeong Seok +A	S6 28 LEE Jong Kyung
10 CHO Young Jae +A		12 KIM Young Sung
3 RYU Jee Hyun	55 JANG Jong Ho +C	9 CHOI Si Woo
51 KIM Sang Lak	88 PARK Sang Hyeon	1 LEE Jun Yong

## Legend:

Sn Starting position

+A Assistant captain

+C Captain



SAT 26 JUN 2021

Start Time 17:45

End Time 19:32

Mixed

Bronze Medal Game - Game 19



## Game Summary

RPC - KOR 7 - 0 (2 - 0 , 3 - 0 , 2 - 0)

Spectators	Referee	Linesmen
158	ESPOSITO Bobby (USA)	HERMANSEN OSWOLD Marius (NOR) , VANEK Jan (CZE)

## Team Statistics

Period	Score	SVS	SOG	PIM	TPP	PPG	SHG
1	2 : 0	3 : 6	8 : 3	0 : 2	02:00 : 00:00	0 : 0	0 : 0
2	3 : 0	5 : 8	11 : 5	2 : 0	00:00 : 02:00	0 : 0	0 : 0
3	2 : 0	3 : 4	6 : 3	4 : 0	00:00 : 04:00	0 : 0	1 : 0
<b>Total</b>	<b>7 : 0</b>	<b>11 : 18</b>	<b>25 : 11</b>	<b>6 : 2</b>	<b>02:00 : 06:00</b>	<b>0 : 0</b>	<b>1 : 0</b>

## 1st Period

Action	Time	ET/Res	Team	Type	No.	Name	(G)	Name of Assistant(s) / Action Description
GK	00:00		RPC		88	KASATKIN A		- Goalkeeper in
GK	00:00		KOR		31	YU MG		- Goalkeeper in
Penalty	00:50	02:50	KOR	2 min.	14	JUNG SH		- Teeing
<b>Goal</b>	<b>05:40</b>	<b>1 : 0</b>	<b>RPC</b>	<b>EQ</b>	<b>8</b>	<b>LISOV D</b>	(5)	On Ice RPC 88 8 9 15 19 21 KOR 31 3 9 10 12 55
<b>Goal</b>	<b>08:15</b>	<b>2 : 0</b>	<b>RPC</b>	<b>EQ</b>	<b>8</b>	<b>LISOV D</b>	(6)	15 GALKIN D On Ice RPC 88 8 9 15 19 21 KOR 31 7 14 20 27 28

## 2nd Period

Action	Time	ET/Res	Team	Type	No.	Name	(G)	Name of Assistant(s) / Action Description
<b>Goal</b>	<b>17:14</b>	<b>3 : 0</b>	<b>RPC</b>	<b>EQ</b>	<b>8</b>	<b>LISOV D</b>	(7)	21 PETROV E 9 KHAMZIN A On Ice RPC 88 8 9 15 19 21 KOR 31 3 9 10 12 55
Penalty	18:28	20:28	RPC	2 min.	-	Team penalty		- Too Many Men / Served by: 13 SHIKHOV K
<b>Goal</b>	<b>26:51</b>	<b>4 : 0</b>	<b>RPC</b>	<b>EQ</b>	<b>17</b>	<b>RYCHKOV V</b>	(5)	10 MALETSKIY I On Ice RPC 88 10 14 15 17 19 KOR 31 3 9 10 12 55
<b>Goal</b>	<b>29:58</b>	<b>5 : 0</b>	<b>RPC</b>	<b>EQ</b>	<b>18</b>	<b>SOKOLOV A</b>	(2)	19 KUZNETSOV I 22 TERENCEV N On Ice RPC 88 13 14 18 19 23 KOR 31 12 14 20 27 28

## 3rd Period

Action	Time	ET/Res	Team	Type	No.	Name	(G)	Name of Assistant(s) / Action Description
GK	30:00		KOR		39	CHOI HJ		- Goalkeeper in 31 YU MG - Goalkeeper out
Penalty	32:26	34:26	RPC	2 min.	21	PETROV E		- Tripping
Penalty	40:27	42:26	RPC	2 min.	9	KHAMZIN A		- Charging / start serving at 40:26
<b>Goal</b>	<b>41:01</b>	<b>6 : 0</b>	<b>RPC</b>	<b>SH1</b>	<b>8</b>	<b>LISOV D</b>	(8)	21 PETROV E On Ice RPC 88 8 15 19 21 KOR 39 9 10 12 55 88
<b>Goal</b>	<b>43:21</b>	<b>7 : 0</b>	<b>RPC</b>	<b>EQ</b>	<b>22</b>	<b>TERENEV N</b>	(9)	18 SOKOLOV A On Ice RPC 88 13 15 18 19 22 KOR 39 9 10 12 55 88
GK	45:00		RPC					88 KASATKIN A - Goalkeeper out
GK	45:00		KOR					39 CHOI HJ - Goalkeeper out

## Goalkeeper Records

Team : RPC - RPC

No.	Name	SOG	SVS	MIP
88	KASATKIN Andrei	11	11	45:00
30	PLOTNIKOV Evgenii			

Team : KOR - Korea

No.	Name	SOG	SVS	MIP
31	YU Man Gyun	19	14	30:00
39	CHOI Hyuk Jun	6	4	15:00

## Game Statistics

Team : RPC (red)

Head Coach : BATYRSHIN Ruslan

No.	Pos.	Name	Gen	G	A	P	PIM	FO+	FO-	FO+/-	FO%	Shots on Goal					+/-
												1	2	3	OT	TS	
13	F	SHIKHOV Konstantin	M	0	0	0	0	0	1	-1	0.00	0	2	0		2	+2
18	F	SOKOLOV Andrey	M	1	1	2	0	12	3	9	80.00	1	1	0		2	+2
22	F	TERENEV Nikolai	M	1	1	2	0	1	1	0	50.00	2	2	1		5	+1
23	D	VOLKOV Ilia +A	M	0	0	0	0	0	0	0	0.00	0	0	0		0	+1
96	D	MIACHIN Mikhail	M	0	0	0	0	0	0	0	0.00	0	0	0		0	0



SAT 26 JUN 2021

Start Time 17:45

End Time 19:32

Mixed

Bronze Medal Game - Game 19



Head Coach : BATYRSHIN Ruslan

No.	Pos.	Name	Gen	G	A	P	PIM	FO+	FO-	FO+/-	FO%	Shots on Goal				TS	+/-
												1	2	3	OT		
8	F	LISOV Dmitrii +C (BP)	M	4	0	4	0	3	1	2	75.00	3	1	1		5	+4
9	F	KHAMZIN Airat	M	0	1	1	2	4	5	-1	44.44	0	1	1		2	+3
15	D	GALKIN Dmitrii	M	0	1	1	0	0	0	0	0.00	0	1	0		1	+6
19	D	KUZNETSOV Ivan	M	0	1	1	0	0	0	0	0.00	2	0	1		3	+7
21	F	PETROV Evgenii +A	M	0	2	2	2	0	0	0	0.00	0	2	0		2	+4
10	F	MALETSKIY Igor	M	0	1	1	0	0	0	0	0.00	0	0	1		1	+1
14	F	POPOV Iliia	M	0	0	0	0	4	5	-1	44.44	0	0	1		1	+2
17	F	RYCHKOV Vladimir	M	1	0	1	0	0	0	0	0.00	0	1	0		1	+1
30	GK	PLOTNIKOV Evgenii	M	0	0	0	0					0	0	0		0	
88	GK	KASATKIN Andrei	M	0	0	0	0					0	0	0		0	
<b>Total</b>				<b>7</b>	<b>8</b>	<b>15</b>	<b>4</b>	<b>24</b>	<b>16</b>	<b>8</b>	<b>60.00</b>	<b>8</b>	<b>11</b>	<b>6</b>		<b>25</b>	

Team : KOR (white)

Head Coach : HAN Min Su

No.	Pos.	Name	Gen	G	A	P	PIM	FO+	FO-	FO+/-	FO%	Shots on Goal				TS	+/-
												1	2	3	OT		
7	D	CHOI Kwang Hyouk	M	0	0	0	0	0	0	0	0.00	1	0	0		1	-1
14	F	JUNG Seung Hwan (BP)	M	0	0	0	2	0	0	0	0.00	1	0	0		1	-2
20	D	JANG Dong Shin	M	0	0	0	0	0	0	0	0.00	0	0	0		0	-2
27	F	CHO Byeong Seok +A	M	0	0	0	0	8	16	-8	33.33	0	1	0		1	-2
28	F	LEE Jong Kyung	M	0	0	0	0	0	0	0	0.00	0	0	2		2	-2
3	F	RYU Jee Hyun	M	0	0	0	0	0	1	-1	0.00	0	0	0		0	-3
9	F	CHOI Si Woo	M	0	0	0	0	0	0	0	0.00	0	0	0		0	-5
10	D	CHO Young Jae +A	M	0	0	0	0	0	0	0	0.00	1	3	1		5	-5
12	D	KIM Young Sung	M	0	0	0	0	0	0	0	0.00	0	0	0		0	-6
55	F	JANG Jong Ho +C	M	0	0	0	0	8	7	1	53.33	0	1	0		1	-5
1	F	LEE Jun Yong	M	0	0	0	0	0	0	0	0.00	0	0	0		0	0
51	F	KIM Sang Lak	M	0	0	0	0	0	0	0	0.00	0	0	0		0	0
88	F	PARK Sang Hyeon	M	0	0	0	0	0	0	0	0.00	0	0	0		0	-2
31	GK	YU Man Gyun	M	0	0	0	0					0	0	0		0	
39	GK	CHOI Hyuk Jun	M	0	0	0	0					0	0	0		0	
<b>Total</b>				<b>0</b>	<b>0</b>	<b>0</b>	<b>2</b>	<b>16</b>	<b>24</b>	<b>-8</b>	<b>40.00</b>	<b>3</b>	<b>5</b>	<b>3</b>		<b>11</b>	

## Legend:

<b>(G)</b>	Goals in tournament	<b>+/-</b>	Plus/minus net	<b>+A</b>	Assistant captain	<b>+C</b>	Captain
<b>A</b>	Assists	<b>D</b>	Defence	<b>EQ</b>	Equal strength	<b>ET/Res</b>	Penalty end time/Result of game
<b>F</b>	Forward	<b>FO-</b>	Face-offs lost	<b>FO%</b>	Face-offs won as percentage	<b>FO+</b>	Face-offs won
<b>FO+/-</b>	Face-offs net	<b>G</b>	Goals	<b>Gen</b>	Gender	<b>GK</b>	Goalkeeper
<b>M</b>	Male	<b>MIP</b>	Minutes in play (GK)	<b>No.</b>	Jersey number	<b>OT</b>	Overtime
<b>P</b>	Points	<b>PIM</b>	Penalties in minutes	<b>Pos.</b>	Position	<b>PPG</b>	Power play goals
<b>SH1</b>	Shorthanded - 1 player	<b>SHG</b>	Shorthanded goals	<b>SOG</b>	Shots on goal	<b>SVS</b>	Saves
<b>TPP</b>	Time on power play	<b>TS</b>	Total shots				



SAT 26 JUN 2021  
Start Time 17:45

Mixed  
Bronze Medal Game - Game 19

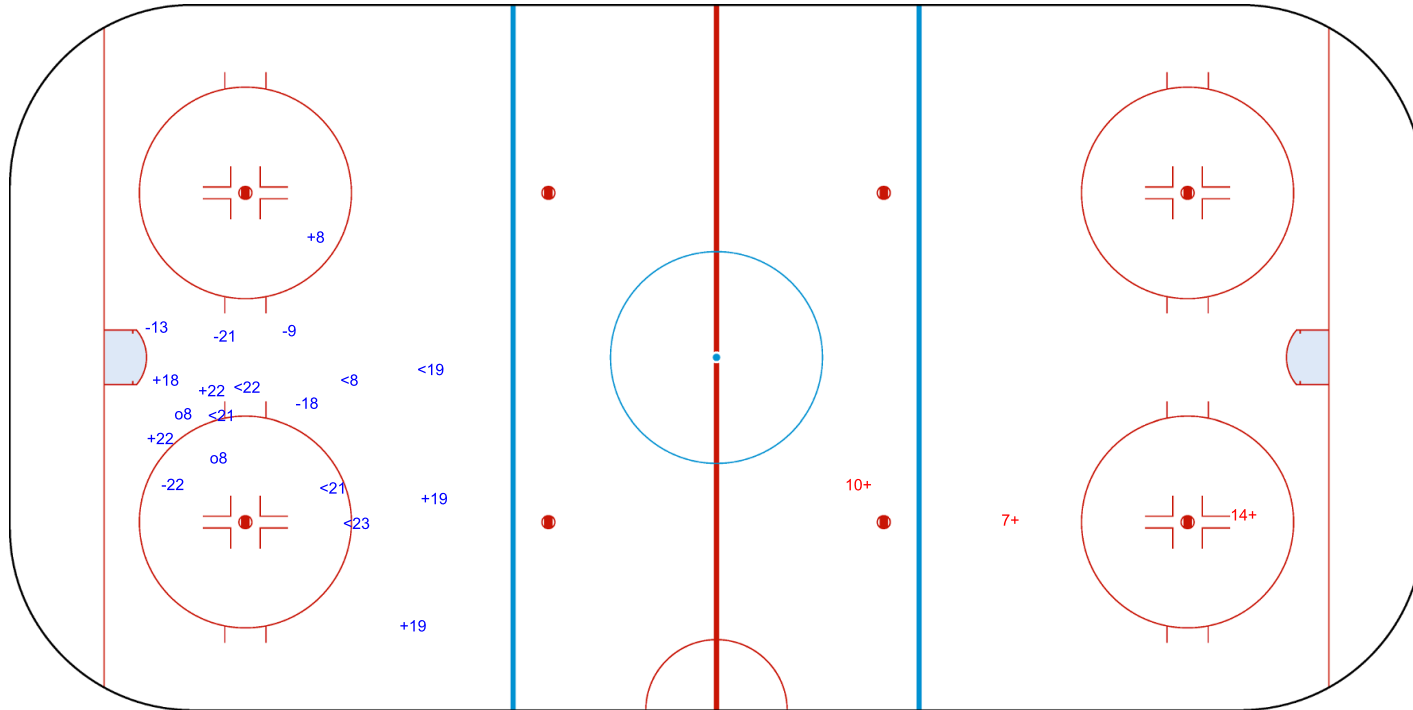
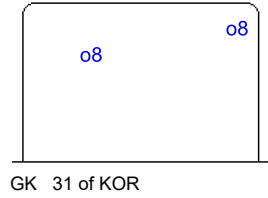


Shot Chart  
RPC - KOR

KOR → Period: 1 ← RPC

Shots by RPC  
Goals (o): 2    SSG (+): 6  
SSP (<): 6    SPG (-): 5

Shots by KOR  
Goals (o): 0    SSG (+): 3  
SSP (>): 0    SPG (-): 0



Legend:	
<b>GK</b>	Goalkeeper
<b>SPG</b>	Shots past goal
<b>SSG</b>	Shots saved by goalkeeper
<b>SSP</b>	Shots saved by player



SAT 26 JUN 2021  
Start Time 17:45

Mixed  
Bronze Medal Game - Game 19



Shot Chart  
RPC - KOR

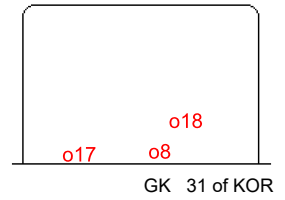
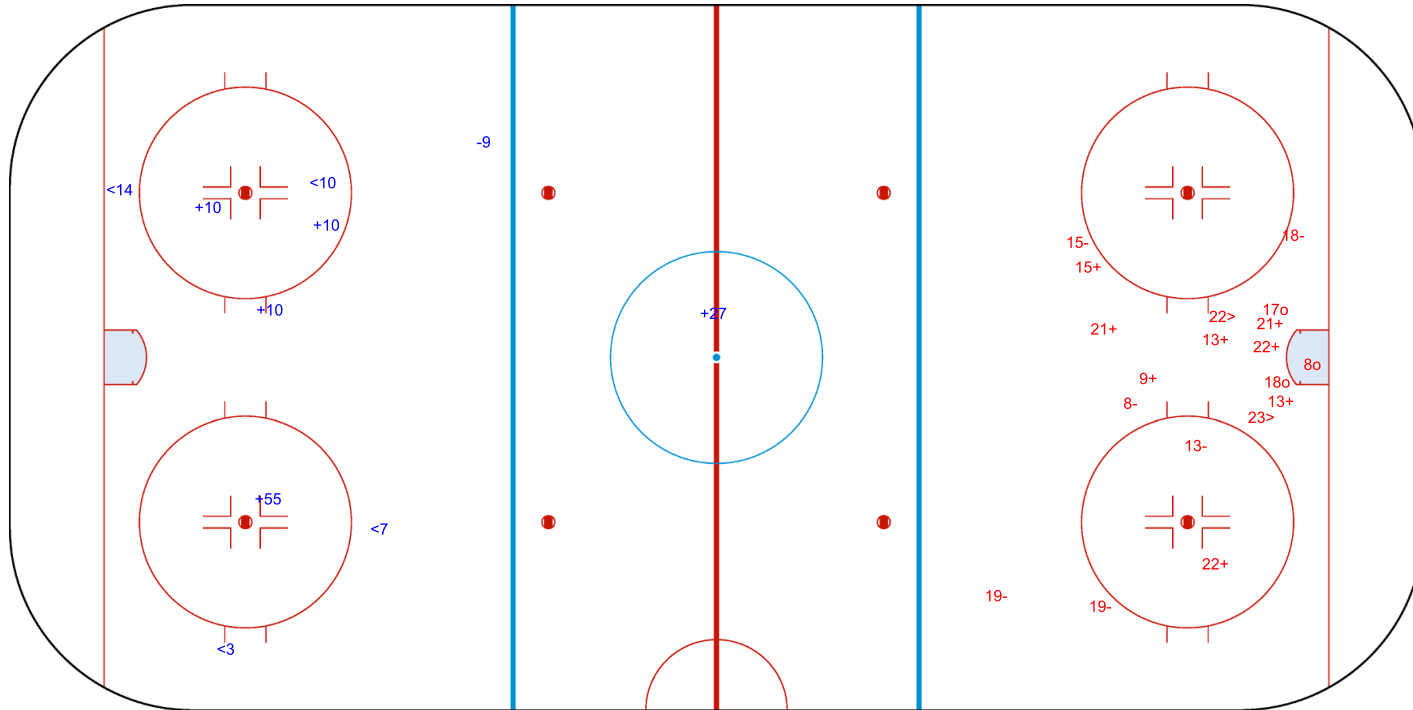

Shots by KOR  
Goals (o): 0  
SSP (<): 4  
SSG (+): 5  
SPG (-): 1



Period: 2



Shots by RPC  
Goals (o): 3  
SSP (>): 2  
SSG (+): 8  
SPG (-): 6



Legend:	
<b>GK</b>	Goalkeeper
<b>SPG</b>	Shots past goal
<b>SSG</b>	Shots saved by goalkeeper
<b>SSP</b>	Shots saved by player



SAT 26 JUN 2021  
Start Time 17:45

Mixed

Bronze Medal Game - Game 19



Shot Chart  
RPC - KOR

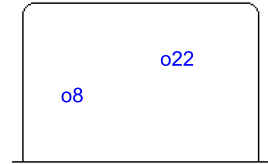
KOR → Period: 3 ← RPC

Shots by RPC  
Goals (o): 2    SSG (+): 4  
SSP (<): 3    SPG (-): 1

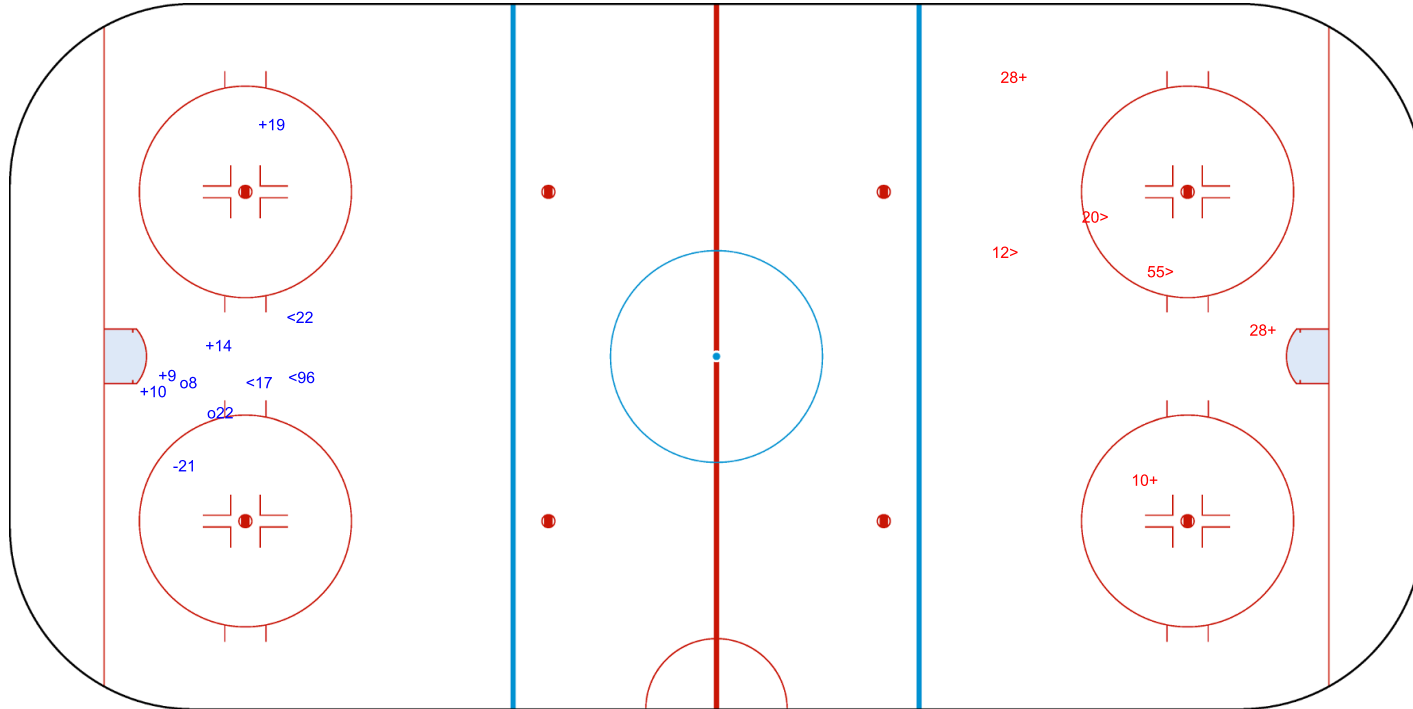
Shots by KOR  
Goals (o): 0    SSG (+): 3  
SSP (>): 3    SPG (-): 0



GK 31 of KOR



GK 39 of KOR



GK 88 of RPC

<b>Legend:</b>	
<b>GK</b> Goalkeeper	<b>SSP</b> Shots saved by player
<b>SPG</b> Shots past goal	<b>SSG</b> Shots saved by goalkeeper





**SAT 26 JUN 2021**  
Start Time 17:45

**Bronze Medal Game - Game 19**

**Mixed**



## Face-off Chart RPC - KOR

### PERIOD 1

	RPC		KOR		RPC		KOR		Total wins all zones				
	Def. zone	Att. zone	Neutral zone	Neutral zone	Att. zone	Def. zone	Neutral zone						
	+ 18	- 27	- 18	+ 27	+ 9	- 55							
	- 9	+ 55	- 9	+ 55	+ 18	- 27							
			+ 18	- 27	+ 18	- 27							
			+ 18	- 55	- 18	+ 27							
			+ 18	- 55									
			+ 18	- 27									
			+ 9	- 27									
			- 9	+ 55									
Total wins / period	1 / 50%	1 / 50%	5 / 63%	3 / 37%	3 / 75%	1 / 25%			<table border="1"> <thead> <tr> <th>RPC</th> <th>KOR</th> </tr> </thead> <tbody> <tr> <td>9 / 64%</td> <td>5 / 36%</td> </tr> </tbody> </table>	RPC	KOR	9 / 64%	5 / 36%
RPC	KOR												
9 / 64%	5 / 36%												

### PERIOD 2

	RPC		KOR		RPC		KOR		Total wins all zones				
	Def. zone	Att. zone	Neutral zone	Neutral zone	Att. zone	Def. zone	Neutral zone						
	+ 9	- 55	- 18	+ 27	+ 18	- 27							
	- 22	+ 55	+ 14	- 27	+ 8	- 27							
	- 9	+ 55	+ 9	- 27	+ 8	- 27							
	+ 18	- 55	- 14	+ 27	+ 8	- 27							
	+ 18	- 55			+ 18	- 27							
					+ 14	- 3							
Total wins / period	3 / 60%	2 / 40%	2 / 50%	2 / 50%	6 / 100%	0 / 0%			<table border="1"> <thead> <tr> <th>RPC</th> <th>KOR</th> </tr> </thead> <tbody> <tr> <td>11 / 73%</td> <td>4 / 27%</td> </tr> </tbody> </table>	RPC	KOR	11 / 73%	4 / 27%
RPC	KOR												
11 / 73%	4 / 27%												

### PERIOD 3

	RPC		KOR		RPC		KOR		Total wins all zones				
	Def. zone	Att. zone	Neutral zone	Neutral zone	Att. zone	Def. zone	Neutral zone						
	- 13	+ 55	+ 18	- 27	- 14	+ 27							
	+ 22	- 55	- 14	+ 27									
	- 8	+ 55	- 9	+ 55									
	- 14	+ 27	+ 14	- 27									
			+ 14	- 27									
			- 14	+ 27									
Total wins / period	1 / 25%	3 / 75%	3 / 50%	3 / 50%	0 / 0%	1 / 100%			<table border="1"> <thead> <tr> <th>RPC</th> <th>KOR</th> </tr> </thead> <tbody> <tr> <td>4 / 36%</td> <td>7 / 64%</td> </tr> </tbody> </table>	RPC	KOR	4 / 36%	7 / 64%
RPC	KOR												
4 / 36%	7 / 64%												

### TOTAL

	RPC		KOR		RPC		KOR		Total wins all zones				
	Def. zone	Att. zone	Neutral zone	Neutral zone	Att. zone	Def. zone	Neutral zone						
Total wins / game	5 / 45%	6 / 55%	10 / 56%	8 / 44%	9 / 82%	2 / 18%			<table border="1"> <thead> <tr> <th>RPC</th> <th>KOR</th> </tr> </thead> <tbody> <tr> <td>24 / 60%</td> <td>16 / 40%</td> </tr> </tbody> </table>	RPC	KOR	24 / 60%	16 / 40%
RPC	KOR												
24 / 60%	16 / 40%												



SAT 26 JUN 2021  
Start Time 17:45

Mixed  
Bronze Medal Game - Game 19



HEAD TO HEAD

		KOR							
	No.	3	27	55	Tot	wins RPC	Dz	Nz	Az
RPC	8		3 - 0	0 - 1	4	3 75%	0 0%		3 100%
	9		2 - 0	2 - 5	9	4 44%	1 33%	2 40%	1 100%
	13			0 - 1	1	0 0%	0 0%		
	14	1 - 0	3 - 5		9	4 44%	0 0%	3 50%	1 50%
	18		8 - 3	4 - 0	15	12 80%	3 100%	5 71%	4 80%
	22			1 - 1	2	1 50%	1 50%		
<b>Tot</b>		1	24	15	40	24 60%	5 45%	10 56%	9 82%
<b>wins KOR</b>		0 0%	8 33%	8 53%	16 40%				
<b>Dz</b>		0 0%	2 22%	0 0%	2 18%				
<b>Nz</b>			5 38%	3 60%	8 44%				
<b>Az</b>			1 50%	5 56%	6 55%				

**Legend:**  
**Az** Attacking zone    **Dz** Defending zone    **No.** Jersey number    **Nz** Neutral zone    **Tot** Total face-offs played



SAT 26 JUN 2021

Start Time 21:00

Mixed

Gold Medal Game - Game 20



## Game Roster

## CAN - USA

## Referee

NIKOLIC Kristijan (AUT)

## Linesmen

LUNDEN Andreas (SWE) , RUNDSTROM Tony (SWE)

## Goalkeepers

Team: CAN

No.	Name	Gen	GP	MIP	GA	SVS	SOG	SVS%	GAA
31	LAROCQUE Dominic	M	4	112:56	2	22	24	91.67	0.80
54	KINGSMILL Adam	M	4	67:04	0	6	6	100.00	0.00

## Team Roster

Team: CAN (red)

No.	Pos.	Name	Gen	GP	G	A	PTS	PIM	+/-
2	D	CRANE Rod	M	3	2	0	2	4	+5
4	F	DUNN James	M	1	1	0	1	0	0
5	D	HENRY Tyrone	M	4	0	0	0	2	+1
6	F	ARMSTRONG Rob	M	1	0	0	0	0	0
7	F	LAVIN Zach	M	4	3	2	5	4	+8
8	F	McGREGOR Tyler	M	4	8	2	10	2	+9
9	F	SMITH Corbyn	M	4	2	2	4	0	+4
12	D	WESTLAKE Greg	M	4	0	2	2	2	+6
15	D	SISON Branden	M	4	0	1	1	2	+8
18	F	BRIDGES Billy	M	4	0	7	7	2	+9
19	F	COZZOLINO Dominic	M	4	0	1	1	0	+4
23	D	HICKEY Liam	M	4	3	7	10	2	+14
24	F	HALBERT Auren	M	3	2	1	3	2	+4
26	F	JACOBS-WEBB Anton	M	4	1	2	3	2	+3
28	F	LEHOUX Antoine	M	4	0	1	1	2	+3
31	GK	LAROCQUE Dominic	M	4	0	0	0	0	
54	GK	KINGSMILL Adam	M	4	0	0	0	0	

Head Coach: BABEY Ken

Team: USA

No.	Name	Gen	GP	MIP	GA	SVS	SOG	SVS%	GAA
32	LEE Jen	M	4	75:00	0	2	2	100.00	0.00
34	CASH Steve	M	4	104:13	2	9	11	81.82	0.86

Team: USA (white)

No.	Pos.	Name	Gen	GP	G	A	PTS	PIM	+/-
3	D	DEQUEBEC Ralph	M	2	0	0	0	2	+1
4	F	ROYBAL Brody	M	4	7	2	9	0	+11
8	D	WALLACE Jack	M	4	2	3	5	6	+8
9	F	DODSON Travis	M	4	1	2	3	0	+8
11	F	WOODKE Joseph	M	4	0	0	0	0	+8
15	F	ZYCH Kyle	M	2	0	0	0	0	+1
16	F	FARMER Declan	M	4	1	3	4	0	+7
17	D	DOUGLAS Christopher	M	3	2	1	3	2	+8
22	F	GROVE Noah	M	3	1	1	2	0	+5
23	F	ROMAN Rico	M	4	1	3	4	2	+4
24	F	MISIEWICZ Joshua	M	4	2	1	3	2	+8
27	D	PAULS Josh	M	4	2	6	8	0	+14
32	GK	LEE Jen	M	4	0	0	0	0	
34	GK	CASH Steve	M	4	0	1	1	0	
37	D	EUSTACE David	M	4	0	1	1	0	+3
40	F	HARGIS Josh	M	3	1	0	1	0	+2
88	F	McKEE Kevin	M	3	2	2	4	2	+6

Head Coach: HOFF David

## Legend:

<b>A</b> Assists	<b>D</b> Defence	<b>F</b> Forward	<b>G</b> Goals
<b>GA</b> Goals against	<b>GAA</b> Goals against as average per 45 minutes	<b>Gen</b> Gender	<b>GK</b> Goalkeeper
<b>GP</b> Games played	<b>M</b> Male	<b>MIP</b> Minutes and seconds played	<b>No.</b> Jersey number
<b>PIM</b> Penalties in minutes	<b>Pos.</b> Position	<b>PTS</b> Points	<b>SOG</b> Shots on goal
<b>SVS</b> Saves	<b>SVS%</b> Saves in percentage	<b>+/-</b> Plus/minus net	



SAT 26 JUN 2021

Start Time 21:00

Mixed

Gold Medal Game - Game 20



## Line-ups

## CAN - USA

## Referee

NIKOLIC Kristijan (AUT)

## Linesmen

LUNDEN Andreas (SWE) , RUNDSTROM Tony (SWE)

## Goalkeepers

Team: CAN

No.	Name	Gen
31	LAROCQUE Dominic	M
54	KINGSMILL Adam	M

Team: USA

No.	Name	Gen
34	CASH Steve	M
32	LEE Jen	M

## Team Line-ups

Team: CAN (red)

No.	Pos.	Name	Gen
5	D	HENRY Tyrone	M
12	D	WESTLAKE Greg +A	M
7	F	LAVIN Zach	M
8	F	McGREGOR Tyler +C	M
18	F	BRIDGES Billy	M
15	D	SISON Branden	M
23	D	HICKEY Liam +A	M
9	F	SMITH Corbyn	M
19	F	COZZOLINO Dominic	M
24	F	HALBERT Auren	M
2	D	CRANE Rod	M
26	F	JACOBS-WEBB Anton	M
28	F	LEHOUX Antoine	M

Team: USA (white)

No.	Pos.	Name	Gen
8	D	WALLACE Jack	M
11	F	WOODKE Joseph	M
16	F	FARMER Declan +A	M
22	F	GROVE Noah	M
24	F	MISIEWICZ Joshua	M
17	D	DOUGLAS Christopher	M
27	D	PAULS Josh +C	M
4	F	ROYBAL Brody	M
9	F	DODSON Travis	M
15	F	ZYCH Kyle	M
37	D	EUSTACE David	M
23	F	ROMAN Rico +A	M
40	F	HARGIS Josh	M

Head Coach: BABEY Ken

Head Coach: HOFF David

## NOT DRESSED:

4	F	DUNN James	M
6	F	ARMSTRONG Rob	M

## NOT DRESSED:

3	D	DEQUEBEC Ralph	M
88	F	McKEE Kevin	M

## Legend:

<b>D</b>	Defence	<b>F</b>	Forward	<b>Gen</b>	Gender	<b>M</b>	Male
<b>No.</b>	Jersey number	<b>Pos.</b>	Position	<b>+A</b>	Assistant captain	<b>+C</b>	Captain



**SAT 26 JUN 2021**  
Start Time 21:00

**Mixed**  
**Gold Medal Game - Game 20**



## Graphical Line-ups

### CAN - USA

**Referee**

NIKOLIC Kristijan (AUT)

**Linesmen**

LUNDEN Andreas (SWE) , RUNDSTROM Tony (SWE)

**Team:** CAN - Canada (red)

**Head Coach:** BABEY Ken

S1 31 LAROCQUE Dominic		
54 KINGSMILL Adam		
S2 12 WESTLAKE Greg +A	5 HENRY Tyrone	
S4 7 LAVIN Zach	S6 18 BRIDGES Billy	S5 8 MCGREGOR Tyler +C
S3 23 HICKEY Liam +A	15 SISON Branden	
24 HALBERT Auren	9 SMITH Corbyn	19 COZZOLINO Dominic
28 LEHOUX Antoine	26 JACOBS-WEBB Anton	2 CRANE Rod

**Team:** USA - USA (white)

**Head Coach:** HOFF David

S1 34 CASH Steve		
32 LEE Jen		
S2 8 WALLACE Jack	S3 11 WOODKE Joseph	
S4 16 FARMER Declan +A	S6 24 MISIEWICZ Joshua	S5 22 GROVE Noah
27 PAULS Josh +C		17 DOUGLAS Christopher
4 ROYBAL Brody	9 DODSON Travis	15 ZYCH Kyle
40 HARGIS Josh	23 ROMAN Rico +A	37 EUSTACE David

**Legend:**
**Sn** Starting position

**+A** Assistant captain

**+C** Captain



SAT 26 JUN 2021

Start Time 21:00

End Time 22:50

Mixed

Gold Medal Game - Game 20



## Game Summary

CAN - USA 1 - 5 (1 - 2, 0 - 2, 0 - 1)

Spectators	Referee	Linesmen
568	NIKOLIC Kristijan (AUT)	LUNDEN Andreas (SWE) , RUNDSTROM Tony (SWE)

## Team Statistics

Period	Score	SVS	SOG	PIM	TPP	PPG	SHG
1	1 : 2	14 : 0	1 : 16	2 : 2	00:11 : 00:20	1 : 1	0 : 0
2	0 : 2	16 : 0	0 : 18	4 : 0	00:00 : 03:50	0 : 1	0 : 0
3	0 : 1	4 : 0	0 : 5	2 : 4	02:00 : 00:00	0 : 0	0 : 0
<b>Total</b>	<b>1 : 5</b>	<b>34 : 0</b>	<b>1 : 39</b>	<b>8 : 6</b>	<b>02:11 : 04:10</b>	<b>1 : 2</b>	<b>0 : 0</b>

## 1st Period

Action	Time	ET/Res	Team	Type	No.	Name	(G)	Name of Assistant(s) / Action Description
GK	00:00		CAN		31	LAROCQUE D		- Goalkeeper in
GK	00:00		USA		34	CASH S		- Goalkeeper in
Penalty	07:08	07:28	CAN	2 min.	23	HICKEY L		- Teeing
<b>Goal</b>	<b>07:28</b>	<b>0 : 1</b>	<b>USA</b>	<b>PP1</b>	<b>16</b>	<b>FARMER D</b>	(2)	8 WALLACE J On Ice CAN 31 5 12 26 28 27 PAULS J USA 34 4 8 16 24 27 *
<b>Goal</b>	<b>10:33</b>	<b>0 : 2</b>	<b>USA</b>	<b>EQ</b>	<b>9</b>	<b>DODSON T</b>	(2)	37 EUSTACE D On Ice CAN 31 7 8 15 18 23 4 ROYBAL B USA 34 4 9 17 27 37
Penalty	13:43	13:54	USA	2 min.	8	WALLACE J		- Delaying the Game
<b>Goal</b>	<b>13:54</b>	<b>1 : 2</b>	<b>CAN</b>	<b>PP1</b>	<b>18</b>	<b>BRIDGES B</b>	(1)	12 WESTLAKE G On Ice CAN 31 7 8 12 18 23 8 MCGREGOR T USA 34 4 11 16 27 *

## 2nd Period

Action	Time	ET/Res	Team	Type	No.	Name	(G)	Name of Assistant(s) / Action Description
Penalty	17:24	19:20	CAN	2 min.	18	BRIDGES B		- Teeing
Penalty	19:14	21:14	CAN	2 min.	12	WESTLAKE G		- Delaying the Game
<b>Goal</b>	<b>19:20</b>	<b>1 : 3</b>	<b>USA</b>	<b>PP2</b>	<b>27</b>	<b>PAULS J</b>	(3)	8 WALLACE J On Ice CAN 31 7 8 23 16 FARMER D USA 34 4 8 16 24 27 *
<b>Goal</b>	<b>28:56</b>	<b>1 : 4</b>	<b>USA</b>	<b>EQ</b>	<b>16</b>	<b>FARMER D</b>	(3)	8 WALLACE J On Ice CAN 31 9 12 18 23 26 USA 34 8 16 17 22 24

## 3rd Period

Action	Time	ET/Res	Team	Type	No.	Name	(G)	Name of Assistant(s) / Action Description
Penalty	33:35	35:35	USA	2 min.	27	PAULS J		- Interference
<b>Goal</b>	<b>38:27</b>	<b>1 : 5</b>	<b>USA</b>	<b>EQ</b>	<b>37</b>	<b>EUSTACE D</b>	(1)	9 DODSON T On Ice CAN 31 2 5 12 19 24 4 ROYBAL B USA 34 4 8 9 11 37
Penalty	39:34	41:34	USA	2 min.	24	MISIEWICZ J		- Teeing
Penalty	39:34	41:34	CAN	2 min.	28	LEHOUX A		- Charging
GK	45:00		CAN					31 LAROCQUE D - Goalkeeper out
GK	45:00		USA					34 CASH S - Goalkeeper out

## Goalkeeper Records

Team : CAN - Canada

No.	Name	SOG	SVS	MIP
31	LAROCQUE Dominic	39	34	45:00
54	KINGSMILL Adam			

Team : USA - USA

No.	Name	SOG	SVS	MIP
34	CASH Steve	1	0	45:00
32	LEE Jen			

## Game Statistics

Team : CAN (red)											Shots on Goal						
No.	Pos.	Name	Gen	G	A	P	PIM	FO+	FO-	FO+/-	FO%	1	2	3	OT	TS	+/-
5	D	HENRY Tyrone	M	0	0	0	0	0	0	0	0.00	0	0	0	0	0	-1
7	F	LAVIN Zach	M	0	0	0	0	0	0	0	0.00	0	0	0	0	0	-1
8	F	MCGREGOR Tyler +C	M	0	1	1	0	2	1	1	66.67	0	0	0	0	0	-1
12	D	WESTLAKE Greg +A	M	0	1	1	2	0	0	0	0.00	0	0	0	0	0	-2
18	F	BRIDGES Billy	M	1	0	1	2	10	12	-2	45.45	1	0	0	1	0	-2



SAT 26 JUN 2021

Start Time 21:00

End Time 22:50

Mixed

Gold Medal Game - Game 20



Head Coach : BABEY Ken

No.	Pos.	Name	Gen	G	A	P	PIM	FO+	FO-	FO+/-	FO%	Shots on Goal					+/-
												1	2	3	OT	TS	
9	F	SMITH Corbyn	M	0	0	0	0	5	9	-4	35.71	0	0	0	0	0	-1
15	D	SISON Branden	M	0	0	0	0	0	0	0	0.00	0	0	0	0	-1	
19	F	COZZOLINO Dominic	M	0	0	0	0	1	0	1	100.00	0	0	0	0	-1	
23	D	HICKEY Liam +A	M	0	0	0	2	0	0	0	0.00	0	0	0	0	-2	
24	F	HALBERT Auren	M	0	0	0	0	0	0	0	0.00	0	0	0	0	-1	
2	D	CRANE Rod	M	0	0	0	0	0	0	0	0.00	0	0	0	0	-1	
26	F	JACOBS-WEBB Anton	M	0	0	0	0	2	6	-4	25.00	0	0	0	0	-1	
28	F	LEHOUX Antoine	M	0	0	0	2	0	0	0	0.00	0	0	0	0	0	
31	GK	LAROCQUE Dominic (BP)	M	0	0	0	0					0	0	0	0	0	
54	GK	KINGSMILL Adam	M	0	0	0	0					0	0	0	0	0	
<b>Total</b>				<b>1</b>	<b>2</b>	<b>3</b>	<b>8</b>	<b>20</b>	<b>28</b>	<b>-8</b>	<b>41.67</b>	<b>1</b>	<b>0</b>	<b>0</b>	<b>1</b>		

Team : USA (white)

Head Coach : HOFF David

No.	Pos.	Name	Gen	G	A	P	PIM	FO+	FO-	FO+/-	FO%	Shots on Goal					+/-
												1	2	3	OT	TS	
8	D	WALLACE Jack	M	0	3	3	2	0	0	0	0.00	3	2	3	8	+2	
11	F	WOODKE Joseph	M	0	0	0	0	0	0	0	0.00	0	0	0	0	+1	
16	F	FARMER Declan +A (BP)	M	2	1	3	0	18	14	4	56.25	4	4	0	8	+1	
22	F	GROVE Noah	M	0	0	0	0	0	0	0	0.00	0	0	0	0	+1	
24	F	MISIEWICZ Joshua	M	0	0	0	2	0	1	-1	0.00	1	1	0	2	+1	
4	F	ROYBAL Brody	M	0	2	2	0	0	0	0	0.00	3	5	0	8	+2	
9	F	DODSON Travis	M	1	1	2	0	9	4	5	69.23	4	1	0	5	+2	
15	F	ZYCH Kyle	M	0	0	0	0	0	0	0	0.00	0	0	0	0	0	
17	D	DOUGLAS Christopher	M	0	0	0	0	0	0	0	0.00	0	0	0	0	+2	
27	D	PAULS Josh +C	M	1	1	2	2	0	1	-1	0.00	0	3	0	3	+1	
23	F	ROMAN Rico +A	M	0	0	0	0	1	0	1	100.00	1	0	0	1	0	
37	D	EUSTACE David	M	1	1	2	0	0	0	0	0.00	0	2	2	4	+2	
40	F	HARGIS Josh	M	0	0	0	0	0	0	0	0.00	0	0	0	0	0	
32	GK	LEE Jen	M	0	0	0	0					0	0	0	0	0	
34	GK	CASH Steve	M	0	0	0	0					0	0	0	0	0	
<b>Total</b>				<b>5</b>	<b>9</b>	<b>14</b>	<b>6</b>	<b>28</b>	<b>20</b>	<b>8</b>	<b>58.33</b>	<b>16</b>	<b>18</b>	<b>5</b>	<b>39</b>		

## Legend:

<b>(G)</b> Goals in tournament	<b>*</b> does not count for Plus/minus	<b>+/-</b> Plus/minus net	<b>+A</b> Assistant captain
<b>+C</b> Captain	<b>A</b> Assists	<b>D</b> Defence	<b>EQ</b> Equal strength
<b>ET/Res</b> Penalty end time/Result of game	<b>F</b> Forward	<b>FO-</b> Face-offs lost	<b>FO%</b> Face-offs won as percentage
<b>FO+</b> Face-offs won	<b>FO+/-</b> Face-offs net	<b>G</b> Goals	<b>Gen</b> Gender
<b>GK</b> Goalkeeper	<b>M</b> Male	<b>MIP</b> Minutes in play (GK)	<b>No.</b> Jersey number
<b>OT</b> Overtime	<b>P</b> Points	<b>PIM</b> Penalties in minutes	<b>Pos.</b> Position
<b>PP1</b> Power play - 1 player	<b>PP2</b> Power play - 2 players	<b>PPG</b> Power play goals	<b>SHG</b> Shorthanded goals
<b>SOG</b> Shots on goal	<b>SVS</b> Saves	<b>TPP</b> Time on power play	<b>TS</b> Total shots




SAT 26 JUN 2021  
Start Time 21:00

Mixed  
Gold Medal Game - Game 20



Shot Chart  
CAN - USA

Shots by CAN  
Goals (o): 1    SSG (+): 0  
SSP (-): 0    SPG (-): 0



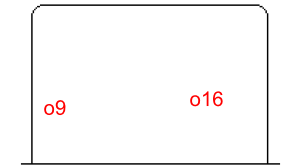
GK 34 of USA



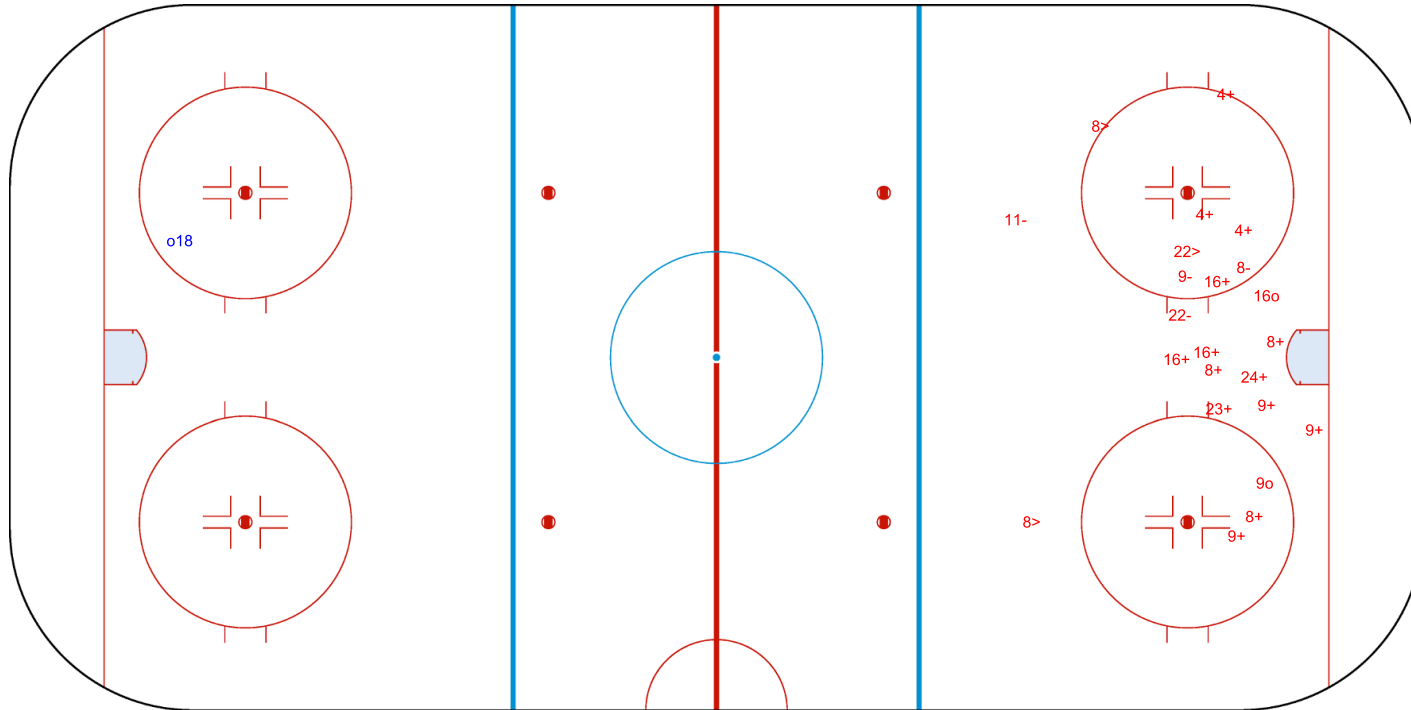
Period: 1



Shots by USA  
Goals (o): 2    SSG (+): 14  
SSP (>): 3    SPG (-): 4



GK 31 of CAN



<b>Legend:</b>	
<b>GK</b> Goalkeeper	<b>SPG</b> Shots past goal
<b>SSG</b> Shots saved by goalkeeper	<b>SSP</b> Shots saved by player





SAT 26 JUN 2021  
Start Time 21:00

Mixed  
Gold Medal Game - Game 20



Shot Chart  
CAN - USA

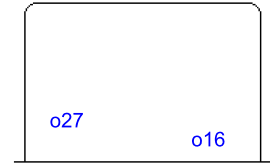
Shots by USA  
Goals (o): 2      SSG (+): 16  
SSP (<): 8      SPG (-): 2



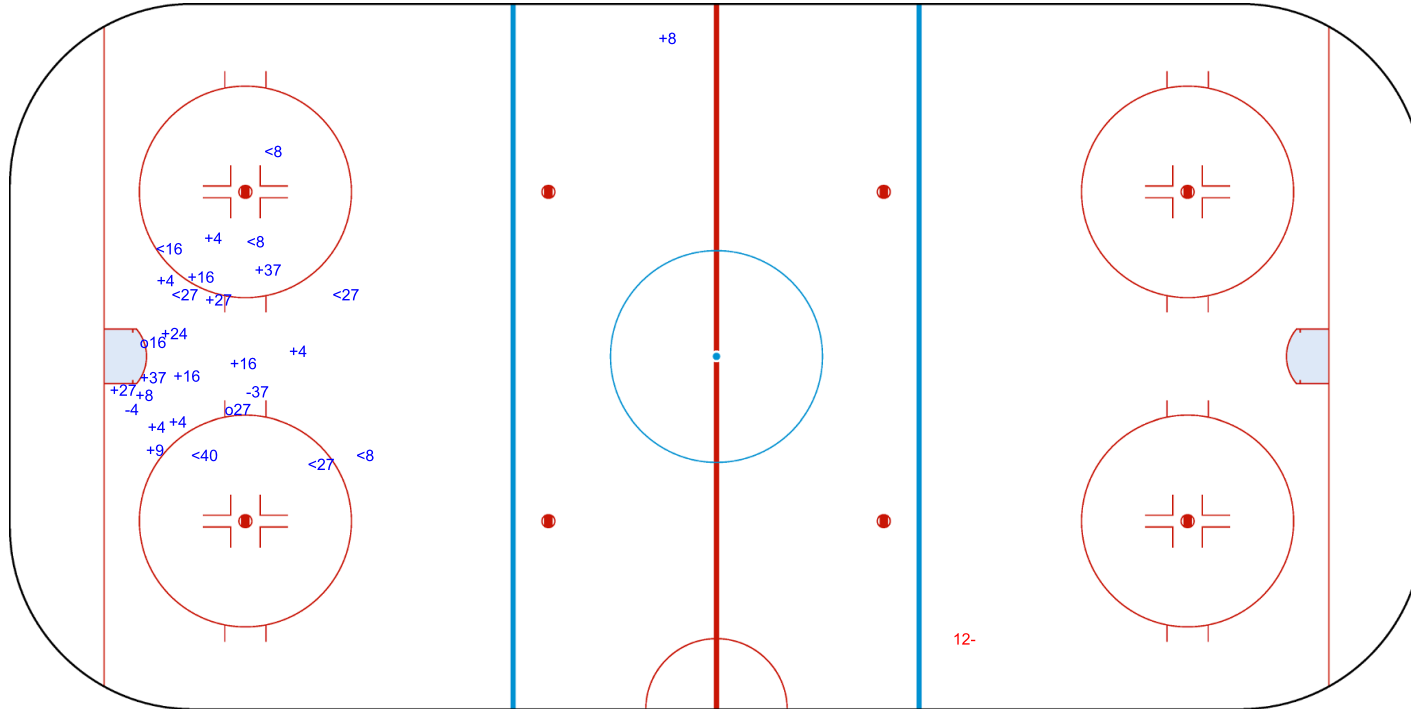
Period: 2



Shots by CAN  
Goals (o): 0      SSG (+): 0  
SSP (>): 0      SPG (-): 1



GK 31 of CAN



GK 34 of USA

<b>Legend:</b>	<b>GK</b> Goalkeeper	<b>SPG</b> Shots past goal	<b>SSG</b> Shots saved by goalkeeper	<b>SSP</b> Shots saved by player
----------------	----------------------	----------------------------	--------------------------------------	----------------------------------



SAT 26 JUN 2021  
Start Time 21:00

Mixed  
Gold Medal Game - Game 20



### Shot Chart CAN - USA

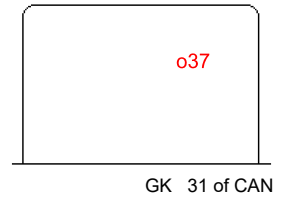
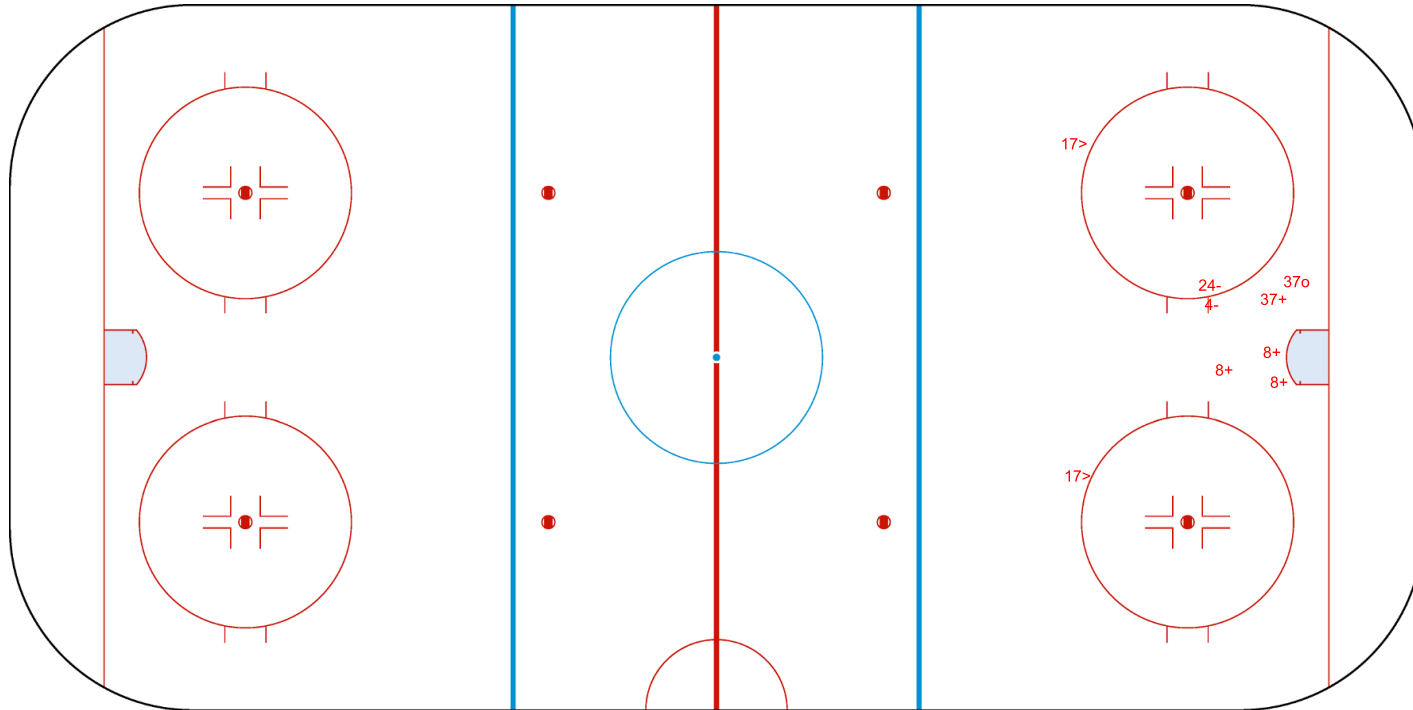
Shots by CAN  
Goals (o): 0  
SSP (-): 0  
SSG (+): 0  
SPG (-): 0

USA →      Period: 3      ← CAN

Shots by USA  
Goals (o): 1  
SSP (>): 2  
SSG (+): 4  
SPG (-): 2



GK 34 of USA



GK 31 of CAN

<b>Legend:</b>	
<b>GK</b> Goalkeeper	<b>SPG</b> Shots past goal
<b>SSG</b> Shots saved by goalkeeper	<b>SSP</b> Shots saved by player



**SAT 26 JUN 2021**  
Start Time 21:00

**Mixed**  
**Gold Medal Game - Game 20**



## Face-off Chart CAN - USA

### PERIOD 1

	CAN		USA		
	Def. zone	Att. zone	Neutral zone	Neutral zone	
	- 18	+ 9	- 18	+ 16	
	- 18	+ 16	- 18	+ 9	
	- 18	+ 16	- 9	+ 16	
	- 18	+ 16	+ 26	- 16	
	- 26	+ 16	- 18	+ 16	
	+ 26	- 16	+ 18	- 16	
	- 26	+ 16			
	+ 18	- 9			
	- 18	+ 9			
	+ 18	- 9			
	- 9	+ 9			
	- 9	+ 16			
	+ 8	- 16			
Total wins / period	4 / 31%	9 / 69%	2 / 33%	4 / 67%	

Total wins all zones	
CAN	USA
6 / 32%	13 / 68%

### PERIOD 2

	CAN		USA		
	Def. zone	Att. zone	Neutral zone	Neutral zone	
	- 9	+ 9	+ 18	- 16	
	+ 18	- 16	+ 9	- 16	
	- 9	+ 16	+ 18	- 9	
	+ 8	- 16			
	- 8	+ 16			
	- 26	+ 23			
	+ 18	- 16			
	- 9	+ 9			
	+ 9	- 9			
	+ 18	- 16			
	- 26	+ 9			
	- 26	+ 9			
	- 26	+ 9			
	- 18	+ 16			
	+ 19	- 16			
Total wins / period	6 / 40%	9 / 60%	3 / 100%	0 / 0%	

Total wins all zones	
CAN	USA
10 / 48%	11 / 52%

### PERIOD 3

	CAN		USA		
	Def. zone	Att. zone	Neutral zone	Neutral zone	
	+ 9	- 27	+ 18	- 16	
	- 18	+ 16	+ 9	- 16	
	- 9	+ 16			
Total wins / period	1 / 33%	2 / 67%	2 / 100%	0 / 0%	

Total wins all zones	
CAN	USA
4 / 50%	4 / 50%

### TOTAL



**SAT 26 JUN 2021**  
Start Time 21:00

**Mixed**  
**Gold Medal Game - Game 20**



Total wins / game	CAN	USA	Neutral zone		CAN	USA	Total wins all zones	
	Def. zone	Att. zone			Att. zone	Def. zone	CAN	USA
	11 / 35%	20 / 65%	7 / 64%	4 / 36%	2 / 33%	4 / 67%	20 / 42%	28 / 58%

### HEAD TO HEAD

	No.	USA				Tot	wins CAN	Dz	Nz	Az	
		9	16	23	24						27
CAN	8		2 - 1			3	2 67%	2 67%			
	9	1 - 3	2 - 6		1 - 0	1 - 0	14	5 36%	2 25%	2 67%	1 33%
	18	3 - 3	7 - 9				22	10 45%	5 42%	4 57%	1 33%
	19		1 - 0				1	1 100%	1 100%		
	26	0 - 3	2 - 2	0 - 1			8	2 25%	1 14%	1 100%	
<b>Tot</b>		13	32	1	1	1	48	20 42%	11 35%	7 64%	2 33%
<b>wins USA</b>		9 69%	18 56%	1 100%	0 0%	0 0%	28 58%				
<b>Dz</b>			4 80%		0 0%		4 67%				
<b>Nz</b>		1 50%	3 33%				4 36%				
<b>Az</b>		8 73%	11 61%	1 100%		0 0%	20 65%				

#### Legend:

**Az** Attacking zone    **Dz** Defending zone    **No.** Jersey number    **Nz** Neutral zone    **Tot** Total face-offs played



### Team Statistics

As of SAT 26 JUN 2021

Including Game #20

#### Scoring Efficiency

(Ranked by highest SG% / highest GP)

R Team	GP	GF	SSG	SOG	SG%
1 RPC	6	49	113	162	<b>30.25</b>
2 CAN	5	23	55	78	<b>29.49</b>
3 NOR	5	10	40	50	<b>20.00</b>
4 USA	5	27	158	185	<b>14.59</b>
5 ITA	4	8	49	57	<b>14.04</b>
6 SVK	4	5	31	36	<b>13.89</b>
7 KOR	6	4	35	39	<b>10.26</b>
8 CZE	5	2	42	44	<b>4.55</b>

#### Power Play

(Ranked by highest PP% / highest GP)

R Team	GP	ADV	PPGF	PP%	TPP	M:S
1 CAN	5	15	6	<b>40.00</b>	24:05	04:00
2 RPC	6	21	8	<b>38.10</b>	31:52	03:59
3 USA	5	16	5	<b>31.25</b>	26:12	05:14
4 ITA	4	11	3	<b>27.27</b>	20:11	06:43
5 NOR	5	10	1	<b>10.00</b>	16:34	16:34
6 KOR	6	13	0	<b>0.00</b>	23:43	00:00
7 CZE	5	11	0	<b>0.00</b>	19:06	00:00
8 SVK	4	7	0	<b>0.00</b>	12:18	00:00

#### Penalty Killing

(Ranked by highest PK% / highest GP)

R Team	GP	DVG	PPGA	PK%	TSH	M:S
1 RPC	6	12	1	<b>91.67</b>	24:16	24:16
2 ITA	4	11	1	<b>90.91</b>	19:56	19:56
3 NOR	5	10	1	<b>90.00</b>	16:33	16:33
4 CAN	5	15	3	<b>80.00</b>	24:57	08:19
5 CZE	5	13	3	<b>76.92</b>	18:21	06:07
6 KOR	6	17	4	<b>76.47</b>	29:54	07:28
7 USA	5	11	3	<b>72.73</b>	18:16	06:05
8 SVK	4	15	7	<b>53.33</b>	21:48	03:06

#### Goalkeeping

(Ranked by highest SVS%)

R Team	GP	GA	SVS	SOG	SVS%	GAA	SHGA	PPGA	SO	ENG
1 RPC	6	3	34	37	<b>91.89</b>	0.50	1	1	4	0
2 CAN	5	7	62	69	<b>89.86</b>	1.40	0	3	2	0
3 SVK	4	15	75	90	<b>83.33</b>	3.77	0	7	0	0
4 CZE	5	24	97	121	<b>80.17</b>	4.81	1	3	0	0
5 KOR	6	33	126	159	<b>79.25</b>	5.41	2	4	1	0
6 USA	5	3	11	14	<b>78.57</b>	0.60	0	3	3	0
7 ITA	4	16	56	72	<b>77.78</b>	3.89	0	1	1	0
8 NOR	5	27	62	89	<b>69.66</b>	5.21	0	1	0	0

#### Penalties

(Ranked by highest PIM)

R Team	GP	2	5	10	GM	MP	PIM	PAVG
1 CZE	5	15	0	1	0	0	<b>40</b>	8:00
1 KOR	6	20	0	0	0	0	<b>40</b>	6:00
3 CAN	5	17	0	0	0	0	<b>34</b>	6:00
4 RPC	6	15	0	0	0	0	<b>30</b>	5:00
4 SVK	4	15	0	0	0	0	<b>30</b>	7:00
6 ITA	4	12	0	0	0	0	<b>24</b>	6:00
6 USA	5	12	0	0	0	0	<b>24</b>	4:00
8 NOR	5	10	0	0	0	0	<b>20</b>	4:00

#### Shorthanded Goals

(Ranked by highest NET / lowest GP)

R Team	GP	SHGF	SHGA	NET
1 CAN	5	1	0	<b>+1</b>
1 USA	5	1	0	<b>+1</b>
3 RPC	6	2	1	<b>+1</b>
4 ITA	4	0	0	<b>0</b>
4 SVK	4	0	0	<b>0</b>
6 NOR	5	0	0	<b>0</b>
7 CZE	5	0	1	<b>-1</b>
8 KOR	6	0	2	<b>-2</b>

#### Attendance

(Ranked by highest average attendance)

R Team	GP	Spect	AVG
1 CZE	5	7723	<b>1544</b>
2 USA	5	3411	<b>682</b>
3 CAN	5	3212	<b>642</b>
4 NOR	5	2307	<b>461</b>
5 KOR	6	2619	<b>436</b>
6 RPC	6	2077	<b>346</b>
7 ITA	4	779	<b>194</b>
8 SVK	4	580	<b>145</b>
<b>Total</b>	<b>20</b>	<b>11354</b>	<b>567</b>

#### Legend:

<b>2</b> Two (2) minute penalties	<b>5</b> Five (5) minute penalties	<b>10</b> Ten (10) minute penalties
<b>ADV</b> Advantage (times on power play)	<b>AVG</b> Average	<b>DVG</b> Disadvantage (number of times shorthanded)
<b>ENG</b> Empty net goals	<b>GA</b> Goals against	<b>GAA</b> Goals against as average per 45 minutes
<b>GF</b> Goals for	<b>GM</b> Game misconducts	<b>GP</b> Number of games played
<b>MP</b> Match penalties	<b>M:S</b> Average time in min. and sec.	<b>NET</b> SHGF - SHGA
<b>PAVG</b> PIM in average	<b>PIM</b> Penalties in minutes	<b>PK%</b> Penalty killing percentage
<b>PPGA</b> Power play goals against	<b>PPGF</b> Power play goals for	<b>PP%</b> Power play eff. as percentage
<b>R</b> Ranking	<b>SG%</b> Percentage of goals from total shots	<b>SHGA</b> Shorthanded goals against
<b>SHGF</b> Shorthanded goals for	<b>SO</b> Shutouts	<b>SOG</b> Shots on goal
<b>Spect</b> Spectators	<b>SSG</b> Shots saved by goalkeeper	<b>SVS</b> Saves
<b>SVS%</b> SVS as percentage of total SOG	<b>TPP</b> Time of power play	<b>TSH</b> Time shorthanded in min. and sec.



## Player Statistics by Team

As of SAT 26 JUN 2021

Including Game #20

## CAN - Canada

## Playing Statistics

No.	Name	Gen	Pos.	GP	G	A	PTS	PIM	+/-	GWG	PPG	SHG	SOG	SG%
2	CRANE Rod	M	D	4	2	0	2	4	+4	0	0	0	6	33.33
4	DUNN James	M	F	1	1	0	1	0	0	0	1	0	1	100.00
5	HENRY Tyrone	M	D	5	0	0	0	2	0	0	0	0	0	0.00
6	ARMSTRONG Rob	M	F	1	0	0	0	0	0	0	0	0	0	0.00
7	LAVIN Zach	M	F	5	3	2	5	4	+7	0	1	0	8	37.50
8	McGREGOR Tyler	M	F	5	8	3	11	2	+8	3	3	0	17	47.06
9	SMITH Corbyn	M	F	5	2	2	4	0	+3	0	0	0	6	33.33
12	WESTLAKE Greg	M	D	5	0	3	3	4	+4	0	0	0	5	0.00
15	SISON Branden	M	D	5	0	1	1	2	+7	0	0	0	0	0.00
18	BRIDGES Billy	M	F	5	1	7	8	4	+7	0	1	0	7	14.29
19	COZZOLINO Dominic	M	F	5	0	1	1	0	+3	0	0	0	2	0.00
23	HICKEY Liam	M	D	5	3	7	10	4	+12	1	0	1	12	25.00
24	HALBERT Auren	M	F	4	2	1	3	2	+3	0	0	0	7	28.57
26	JACOBS-WEBB Anton	M	F	5	1	2	3	2	+2	0	0	0	2	50.00
28	LEHOUX Antoine	M	F	5	0	1	1	4	+3	0	0	0	5	0.00
31	LAROCQUE Dominic	M	GK	5	0	0	0	0		0	0	0	0	0.00
54	KINGSMILL Adam	M	GK	5	0	0	0	0		0	0	0	0	0.00

## Goalkeeping Statistics

No.	Name	Gen	GPT	GKD	GPI	MIP	MIP%	GA	SVS	SOG	SVS%	GAA	SO	W	L
31	LAROCQUE Dominic	M	5	5	4	157:56	70.19	7	56	63	88.89	1.99	0	3	1
54	KINGSMILL Adam	M	5	5	2	67:04	29.81	0	6	6	100.00	0.00	1	1	0

## Legend:

<b>A</b> Assists	<b>D</b> Defence	<b>F</b> Forward
<b>G</b> Goals	<b>GA</b> Goals against	<b>GAA</b> Goals against as average per 45 minutes
<b>Gen</b> Gender	<b>GK</b> Goalkeeper	<b>GKD</b> Goalkeeper dressed
<b>GP</b> Number of games played	<b>GPI</b> Games played in	<b>GPT</b> Number of games played by team
<b>GWG</b> Game winning goals	<b>L</b> Number of games lost	<b>M</b> Male
<b>MIP</b> Minutes and seconds played	<b>MIP%</b> MIP as percentage	<b>No.</b> Jersey number
<b>PIM</b> Penalties in minutes	<b>Pos.</b> Position on team	<b>PPG</b> Power play goals
<b>PTS</b> Points	<b>SG%</b> Percentage of goals from total shots	<b>SHG</b> Shorthanded goals
<b>SO</b> Shutouts	<b>SOG</b> Shots on goal	<b>SVS</b> Saves
<b>SVS%</b> SVS as percentage of total SOG	<b>W</b> Number of games won	<b>+/-</b> Plus/minus net



## Player Statistics by Team

As of FRI 25 JUN 2021

Including Game #18

## CZE - Czech Republic

## Playing Statistics

No.	Name	Gen	Pos.	GP	G	A	PTS	PIM	+/-	GWG	PPG	SHG	SOG	SG%
1	KUDELA Martin	M	GK	5	0	0	0	0		0	0	0	0	0.00
6	VAPENKA Michal	M	GK	5	0	0	0	0		0	0	0	0	0.00
7	MOTYCKA David	M	D	5	0	0	0	0	-10	0	0	0	3	0.00
11	WAGNER Karel	M	D	5	0	0	0	2	-7	0	0	0	3	0.00
15	ZELINKA Radek	M	D	5	1	0	1	2	-3	0	0	0	2	50.00
18	NOVOTNY Miroslav	M	F	5	0	0	0	4	-8	0	0	0	0	0.00
19	OHAR Alex	M	F	5	0	1	1	0	-5	0	0	0	0	0.00
23	FROLIK Jan	M	D	2	0	0	0	2	-5	0	0	0	1	0.00
29	KUBES Pavel	M	D	4	0	0	0	2	-5	0	0	0	16	0.00
33	HECKO Vaclav	M	F	5	0	1	1	12	-8	0	0	0	2	0.00
67	DOLEZAL Pavel	M	D	5	0	0	0	2	-12	0	0	0	1	0.00
74	GEIER Michal	M	F	3	0	0	0	4	-2	0	0	0	8	0.00
75	RAUL Jiri	M	F	5	0	0	0	2	-6	0	0	0	2	0.00
77	PALAT David	M	F	5	1	0	1	2	-5	1	0	0	3	33.33
82	HABL Zdenek	M	F	5	0	0	0	4	-10	0	0	0	3	0.00
92	SEDLACEK Patrik	M	F	2	0	0	0	0	-4	0	0	0	0	0.00
96	KRUPICKA Zdenek	M	F	4	0	0	0	0	-3	0	0	0	0	0.00

## Goalkeeping Statistics

No.	Name	Gen	GPT	GKD	GPI	MIP	MIP%	GA	SVS	SOG	SVS%	GAA	SO	W	L
1	KUDELA Martin	M	5	5	2	90:00	40.12	11	64	75	85.33	5.50	0	0	2
6	VAPENKA Michal	M	5	5	3	134:19	59.88	13	33	46	71.74	4.36	0	1	2

## Legend:

<b>A</b> Assists	<b>D</b> Defence	<b>F</b> Forward
<b>G</b> Goals	<b>GA</b> Goals against	<b>GAA</b> Goals against as average per 45 minutes
<b>Gen</b> Gender	<b>GK</b> Goalkeeper	<b>GKD</b> Goalkeeper dressed
<b>GP</b> Number of games played	<b>GPI</b> Games played in	<b>GPT</b> Number of games played by team
<b>GWG</b> Game winning goals	<b>L</b> Number of games lost	<b>M</b> Male
<b>MIP</b> Minutes and seconds played	<b>MIP%</b> MIP as percentage	<b>No.</b> Jersey number
<b>PIM</b> Penalties in minutes	<b>Pos.</b> Position on team	<b>PPG</b> Power play goals
<b>PTS</b> Points	<b>SG%</b> Percentage of goals from total shots	<b>SHG</b> Shorthanded goals
<b>SO</b> Shutouts	<b>SOG</b> Shots on goal	<b>SVS</b> Saves
<b>SVS%</b> SVS as percentage of total SOG	<b>W</b> Number of games won	<b>+/-</b> Plus/minus net

**Player Statistics by Team**

As of THU 24 JUN 2021

Including Game #15

**ITA - Italy****Playing Statistics**

No.	Name	Gen	Pos.	GP	G	A	PTS	PIM	+/-	GWG	PPG	SHG	SOG	SG%
2	ENDERLE Alex	M	D	4	0	0	0	0	-3	0	0	0	4	0.00
3	ROSA Gianluigi	M	D	4	1	1	2	4	-5	0	1	0	10	10.00
4	REMOTTI MARNINI Matteo	M	F	4	0	0	0	4	-3	0	0	0	2	0.00
5	PLANKER Florian	M	F	4	1	2	3	0	-1	0	1	0	6	16.67
6	CAVALIERE Gian Luca	M	D	4	1	0	1	2	-3	0	0	0	2	50.00
8	RADICE Roberto	M	D	4	0	0	0	4	-4	0	0	0	3	0.00
9	KALEGARIS Sandro	M	F	3	1	1	2	2	-1	0	1	0	8	12.50
11	LARCH Nils	M	F	4	1	0	1	2	-2	1	0	0	4	25.00
15	ARAUDO Gabriele	M	GK	4	0	0	0	0		0	0	0	0	0.00
18	MACRI Andrea	M	D	4	1	4	5	2	-2	0	0	0	7	14.29
20	STELLA Igor	M	F	2	0	0	0	0	-2	0	0	0	0	0.00
25	TORELLA Francesco	M	F	4	0	0	0	0	-3	0	0	0	2	0.00
27	ANDREONI Alessandro	M	F	4	0	0	0	4	-4	0	0	0	3	0.00
62	DEPAOLI Christoph	M	F	4	2	1	3	0	-4	0	0	0	6	33.33
82	KASSLATTER Julian	M	GK	3	0	0	0	0		0	0	0	0	0.00
84	KERSCHBAUMER Stefan	M	D	3	0	0	0	0	-3	0	0	0	0	0.00

**Goalkeeping Statistics**

No.	Name	Gen	GPT	GKD	GPI	MIP	MIP%	GA	SVS	SOG	SVS%	GAA	SO	W	L
15	ARAUDO Gabriele	M	4	4	2	75:00	40.54	4	23	27	85.19	2.40	1	1	0
82	KASSLATTER Julian	M	4	3	2	60:00	32.43	8	24	32	75.00	6.00	0	0	2

**Legend:**

<b>A</b> Assists	<b>D</b> Defence	<b>F</b> Forward
<b>G</b> Goals	<b>GA</b> Goals against	<b>GAA</b> Goals against as average per 45 minutes
<b>Gen</b> Gender	<b>GK</b> Goalkeeper	<b>GKD</b> Goalkeeper dressed
<b>GP</b> Number of games played	<b>GPI</b> Games played in	<b>GPT</b> Number of games played by team
<b>GWG</b> Game winning goals	<b>L</b> Number of games lost	<b>M</b> Male
<b>MIP</b> Minutes and seconds played	<b>MIP%</b> MIP as percentage	<b>No.</b> Jersey number
<b>PIM</b> Penalties in minutes	<b>Pos.</b> Position on team	<b>PPG</b> Power play goals
<b>PTS</b> Points	<b>SG%</b> Percentage of goals from total shots	<b>SHG</b> Shorthanded goals
<b>SO</b> Shutouts	<b>SOG</b> Shots on goal	<b>SVS</b> Saves
<b>SVS%</b> SVS as percentage of total SOG	<b>W</b> Number of games won	<b>+/-</b> Plus/minus net





## Player Statistics by Team

As of SAT 26 JUN 2021

Including Game #19

### KOR - Korea

#### Playing Statistics

No.	Name	Gen	Pos.	GP	G	A	PTS	PIM	+/-	GWG	PPG	SHG	SOG	SG%
1	LEE Jun Yong	M	F	5	0	0	0	0	-6	0	0	0	0	0.00
3	RYU Jee Hyun	M	F	6	1	0	1	2	-8	1	0	0	1	100.00
7	CHOI Kwang Hyouk	M	D	6	0	0	0	0	-10	0	0	0	3	0.00
9	CHOI Si Woo	M	F	6	0	0	0	6	-14	0	0	0	4	0.00
10	CHO Young Jae	M	D	6	0	0	0	6	-14	0	0	0	5	0.00
12	KIM Young Sung	M	D	6	0	0	0	8	-15	0	0	0	1	0.00
14	JUNG Seung Hwan	M	F	6	2	1	3	4	-4	1	0	0	12	16.67
20	JANG Dong Shin	M	D	6	0	1	1	0	-12	0	0	0	2	0.00
27	CHO Byeong Seok	M	F	6	1	0	1	0	-10	0	0	0	5	20.00
28	LEE Jong Kyung	M	F	6	0	1	1	4	-10	0	0	0	4	0.00
31	YU Man Gyun	M	GK	6	0	0	0	0		0	0	0	0	0.00
39	CHOI Hyuk Jun	M	GK	1	0	0	0	0		0	0	0	0	0.00
51	KIM Sang Lak	M	F	5	0	0	0	0	-2	0	0	0	0	0.00
55	JANG Jong Ho	M	F	6	0	0	0	2	-11	0	0	0	2	0.00
88	PARK Sang Hyeon	M	F	6	0	0	0	0	-7	0	0	0	0	0.00

#### Goalkeeping Statistics

No.	Name	Gen	GPT	GKD	GPI	MIP	MIP%	GA	SVS	SOG	SVS%	GAA	SO	W	L
31	YU Man Gyun	M	6	6	2	75:00	27.32	13	34	47	72.34	7.80	0	0	2
39	CHOI Hyuk Jun	M	6	1	1	15:00	5.46	2	4	6	66.67	6.00	0	0	0

#### Legend:

<b>A</b> Assists	<b>D</b> Defence	<b>F</b> Forward
<b>G</b> Goals	<b>GA</b> Goals against	<b>GAA</b> Goals against as average per 45 minutes
<b>Gen</b> Gender	<b>GK</b> Goalkeeper	<b>GKD</b> Goalkeeper dressed
<b>GP</b> Number of games played	<b>GPI</b> Games played in	<b>GPT</b> Number of games played by team
<b>GWG</b> Game winning goals	<b>L</b> Number of games lost	<b>M</b> Male
<b>MIP</b> Minutes and seconds played	<b>MIP%</b> MIP as percentage	<b>No.</b> Jersey number
<b>PIM</b> Penalties in minutes	<b>Pos.</b> Position on team	<b>PPG</b> Power play goals
<b>PTS</b> Points	<b>SG%</b> Percentage of goals from total shots	<b>SHG</b> Shorthanded goals
<b>SO</b> Shutouts	<b>SOG</b> Shots on goal	<b>SVS</b> Saves
<b>SVS%</b> SVS as percentage of total SOG	<b>W</b> Number of games won	<b>+/-</b> Plus/minus net



## Player Statistics by Team

As of FRI 25 JUN 2021

Including Game #18

## NOR - Norway

## Playing Statistics

No.	Name	Gen	Pos.	GP	G	A	PTS	PIM	+/-	GWG	PPG	SHG	SOG	SG%
1	LUNDE Emanuel	M	GK	5	0	0	0	0		0	0	0	0	0.00
6	KIRSTISTUEN Emil	M	F	5	0	0	0	0	-4	0	0	0	0	0.00
9	VAERNES Morten	M	F	5	1	0	1	0	-6	0	1	0	7	14.29
10	RIVERA Tor Joakim	M	F	4	0	0	0	0	-6	0	0	0	1	0.00
12	BOGLE Magnus	M	F	3	0	1	1	0	+2	0	0	0	2	0.00
16	NORDSTOGA Knut Andre	M	D	5	1	0	1	0	-7	0	0	0	7	14.29
17	SOLBERG Loyd Remi	M	F	5	0	0	0	8	-4	0	0	0	4	0.00
20	HAMRE Martin	M	D	5	1	0	1	8	-10	0	0	0	3	33.33
22	BAKKE Audun	M	D	5	4	0	4	2	-12	0	0	0	12	33.33
25	SUNDT Andreas	M	D	5	0	0	0	0	-10	0	0	0	1	0.00
27	VATNE Emil	M	F	5	0	0	0	2	-6	0	0	0	2	0.00
29	SCHROEDER Lena	F	F	5	0	0	0	0	-7	0	0	0	0	0.00
33	SKOLBEKKEN Martin Bakkejord	M	F	4	1	0	1	0	-6	0	0	0	1	100.00
39	GROENLIE Johan	M	GK	5	0	0	0	0		0	0	0	0	0.00
69	OEVERLI Fabian Cruickshank	M	F	1	0	0	0	0	-7	0	0	0	0	0.00
71	OISETH Ola	M	F	5	1	2	3	0	-5	1	0	0	8	12.50
77	AANEKRE Torstein	M	F	4	0	0	0	0	0	0	0	0	0	0.00
91	LYNGROTH Alexander	M	F	4	0	0	0	0	-6	0	0	0	1	0.00

## Goalkeeping Statistics

No.	Name	Gen	GPT	GKD	GPI	MIP	MIP%	GA	SVS	SOG	SVS%	GAA	SO	W	L
1	LUNDE Emanuel	M	5	5	1	45:00	19.31	18	20	38	52.63	18.00	0	0	1
39	GROENLIE Johan	M	5	5	4	188:03	80.69	9	42	51	82.35	2.15	0	1	2

## Legend:

<b>A</b> Assists	<b>D</b> Defence	<b>F</b> Female / Forward
<b>G</b> Goals	<b>GA</b> Goals against	<b>GAA</b> Goals against as average per 45 minutes
<b>Gen</b> Gender	<b>GK</b> Goalkeeper	<b>GKD</b> Goalkeeper dressed
<b>GP</b> Number of games played	<b>GPI</b> Games played in	<b>GPT</b> Number of games played by team
<b>GWG</b> Game winning goals	<b>L</b> Number of games lost	<b>M</b> Male
<b>MIP</b> Minutes and seconds played	<b>MIP%</b> MIP as percentage	<b>No.</b> Jersey number
<b>PIM</b> Penalties in minutes	<b>Pos.</b> Position on team	<b>PPG</b> Power play goals
<b>PTS</b> Points	<b>SG%</b> Percentage of goals from total shots	<b>SHG</b> Shorthanded goals
<b>SO</b> Shutouts	<b>SOG</b> Shots on goal	<b>SVS</b> Saves
<b>SVS%</b> SVS as percentage of total SOG	<b>W</b> Number of games won	<b>+/-</b> Plus/minus net

**Player Statistics by Team**

As of SAT 26 JUN 2021

Including Game #19

**RPC - RPC****Playing Statistics**

No.	Name	Gen	Pos.	GP	G	A	PTS	PIM	+/-	GWG	PPG	SHG	SOG	SG%
4	EREMIN Aleksei	M	D	2	0	0	0	0	+2	0	0	0	1	0.00
8	LISOV Dmitrii	M	F	6	8	6	14	0	+19	1	0	1	19	42.11
9	KHAMZIN Airat	M	F	6	5	7	12	4	+16	0	1	0	17	29.41
10	MALETSKIY Igor	M	F	4	0	1	1	0	+3	0	0	0	4	0.00
11	BARYKIN Stanislav	M	D	2	0	3	3	0	+3	0	0	0	0	0.00
13	SHIKHOV Konstantin	M	F	6	5	9	14	2	+14	2	2	0	18	27.78
14	POPOV Ilia	M	F	5	1	2	3	0	+8	0	0	0	5	20.00
15	GALKIN Dmitrii	M	D	6	2	9	11	0	+21	0	1	0	13	15.38
17	RYCHKOV Vladimir	M	F	6	5	2	7	0	+7	0	0	0	8	62.50
18	SOKOLOV Andrey	M	F	6	2	7	9	2	+14	0	0	0	8	25.00
19	KUZNETSOV Ivan	M	D	6	1	4	5	2	+21	0	0	0	10	10.00
21	PETROV Evgenii	M	F	6	7	8	15	10	+19	1	2	0	17	41.18
22	TERENTEV Nikolai	M	F	6	9	8	17	4	+14	0	1	1	32	28.12
23	VOLKOV Ilia	M	D	6	0	4	4	2	+19	0	0	0	5	0.00
30	PLOTNIKOV Evgenii	M	GK	6	0	0	0	0		0	0	0	0	0.00
88	KASATKIN Andrei	M	GK	6	0	0	0	0		0	0	0	0	0.00
96	MIACHIN Mikhail	M	D	5	4	3	7	2	+13	1	1	0	5	80.00

**Goalkeeping Statistics**

No.	Name	Gen	GPT	GKD	GPI	MIP	MIP%	GA	SVS	SOG	SVS%	GAA	SO	W	L
30	PLOTNIKOV Evgenii	M	6	6	3	50:05	18.55	0	3	3	100.00	0.00	0	0	0
88	KASATKIN Andrei	M	6	6	6	219:55	81.45	3	31	34	91.18	0.61	2	5	1

**Legend:**

<b>A</b> Assists	<b>D</b> Defence	<b>F</b> Forward
<b>G</b> Goals	<b>GA</b> Goals against	<b>GAA</b> Goals against as average per 45 minutes
<b>Gen</b> Gender	<b>GK</b> Goalkeeper	<b>GKD</b> Goalkeeper dressed
<b>GP</b> Number of games played	<b>GPI</b> Games played in	<b>GPT</b> Number of games played by team
<b>GWG</b> Game winning goals	<b>L</b> Number of games lost	<b>M</b> Male
<b>MIP</b> Minutes and seconds played	<b>MIP%</b> MIP as percentage	<b>No.</b> Jersey number
<b>PIM</b> Penalties in minutes	<b>Pos.</b> Position on team	<b>PPG</b> Power play goals
<b>PTS</b> Points	<b>SG%</b> Percentage of goals from total shots	<b>SHG</b> Shorthanded goals
<b>SO</b> Shutouts	<b>SOG</b> Shots on goal	<b>SVS</b> Saves
<b>SVS%</b> SVS as percentage of total SOG	<b>W</b> Number of games won	<b>+/-</b> Plus/minus net

**Player Statistics by Team**

As of THU 24 JUN 2021

Including Game #15

**SVK - Slovakia****Playing Statistics**

No.	Name	Gen	Pos.	GP	G	A	PTS	PIM	+/-	GWG	PPG	SHG	SOG	SG%
7	STASAK Miroslav	M	F	4	0	1	1	6	-5	0	0	0	4	0.00
10	STIT Peter	M	D	4	0	0	0	6	-2	0	0	0	0	0.00
11	LIGDA Marian	M	F	4	0	0	0	2	+1	0	0	0	2	0.00
18	LEPACEK Eduard	M	GK	4	0	0	0	0		0	0	0	0	0.00
21	PASTUCHA Miroslav	M	GK	4	0	0	0	0		0	0	0	0	0.00
25	JOPPA Martin	M	F	4	3	1	4	2	+2	0	0	0	11	27.27
27	KASCAK Peter	M	D	4	0	0	0	2	+1	0	0	0	0	0.00
30	FOJTIK Erik	M	D	4	0	0	0	6	-1	0	0	0	8	0.00
44	TURIC Robert	M	F	4	0	0	0	0	-4	0	0	0	0	0.00
45	VECEREK Milos	M	F	4	2	0	2	4	-4	1	0	0	6	33.33
66	FERENCIK Slavomir	M	D	4	0	0	0	0	-4	0	0	0	3	0.00
98	KORMAN David	M	F	4	0	1	1	2	+2	0	0	0	2	0.00

**Goalkeeping Statistics**

No.	Name	Gen	GPT	GKD	GPI	MIP	MIP%	GA	SVS	SOG	SVS%	GAA	SO	W	L
18	LEPACEK Eduard	M	4	4	4	179:07	100.00	15	75	90	83.33	3.77	0	1	3
21	PASTUCHA Miroslav	M	4	4	0	00:00	0.00	0	0	0	0.00	0.00	0	0	0

**Legend:**

<b>A</b> Assists	<b>D</b> Defence	<b>F</b> Forward
<b>G</b> Goals	<b>GA</b> Goals against	<b>GAA</b> Goals against as average per 45 minutes
<b>Gen</b> Gender	<b>GK</b> Goalkeeper	<b>GKD</b> Goalkeeper dressed
<b>GP</b> Number of games played	<b>GPI</b> Games played in	<b>GPT</b> Number of games played by team
<b>GWG</b> Game winning goals	<b>L</b> Number of games lost	<b>M</b> Male
<b>MIP</b> Minutes and seconds played	<b>MIP%</b> MIP as percentage	<b>No.</b> Jersey number
<b>PIM</b> Penalties in minutes	<b>Pos.</b> Position on team	<b>PPG</b> Power play goals
<b>PTS</b> Points	<b>SG%</b> Percentage of goals from total shots	<b>SHG</b> Shorthanded goals
<b>SO</b> Shutouts	<b>SOG</b> Shots on goal	<b>SVS</b> Saves
<b>SVS%</b> SVS as percentage of total SOG	<b>W</b> Number of games won	<b>+/-</b> Plus/minus net



## Player Statistics by Team

As of SAT 26 JUN 2021

Including Game #20

## USA - USA

## Playing Statistics

No.	Name	Gen	Pos.	GP	G	A	PTS	PIM	+/-	GWG	PPG	SHG	SOG	SG%
3	DEQUEBEC Ralph	M	D	2	0	0	0	2	+1	0	0	0	1	0.00
4	ROYBAL Brody	M	F	5	7	4	11	0	+13	1	2	0	24	29.17
8	WALLACE Jack	M	D	5	2	6	8	8	+10	1	0	0	33	6.06
9	DODSON Travis	M	F	5	2	3	5	0	+10	1	0	1	16	12.50
11	WOODKE Joseph	M	F	5	0	0	0	0	+9	0	0	0	2	0.00
15	ZYCH Kyle	M	F	3	0	0	0	0	+1	0	0	0	3	0.00
16	FARMER Declan	M	F	5	3	4	7	0	+8	0	1	0	29	10.34
17	DOUGLAS Christopher	M	D	4	2	1	3	2	+10	0	0	0	10	20.00
22	GROVE Noah	M	F	4	1	1	2	0	+6	0	0	0	4	25.00
23	ROMAN Rico	M	F	5	1	3	4	2	+4	0	1	0	7	14.29
24	MISIEWICZ Joshua	M	F	5	2	1	3	4	+9	0	0	0	14	14.29
27	PAULS Josh	M	D	5	3	7	10	2	+15	0	1	0	17	17.65
32	LEE Jen	M	GK	5	0	0	0	0		0	0	0	0	0.00
34	CASH Steve	M	GK	5	0	1	1	0		0	0	0	0	0.00
37	EUSTACE David	M	D	5	1	2	3	0	+5	0	0	0	10	10.00
40	HARGIS Josh	M	F	4	1	0	1	0	+2	1	0	0	6	16.67
88	McKEE Kevin	M	F	3	2	2	4	2	+6	0	0	0	9	22.22

## Goalkeeping Statistics

No.	Name	Gen	GPT	GKD	GPI	MIP	MIP%	GA	SVS	SOG	SVS%	GAA	SO	W	L
32	LEE Jen	M	5	5	2	75:00	33.45	0	2	2	100.00	0.00	1	1	0
34	CASH Steve	M	5	5	4	149:13	66.55	3	9	12	75.00	0.90	1	3	1

## Legend:

<b>A</b> Assists	<b>D</b> Defence	<b>F</b> Forward
<b>G</b> Goals	<b>GA</b> Goals against	<b>GAA</b> Goals against as average per 45 minutes
<b>Gen</b> Gender	<b>GK</b> Goalkeeper	<b>GKD</b> Goalkeeper dressed
<b>GP</b> Number of games played	<b>GPI</b> Games played in	<b>GPT</b> Number of games played by team
<b>GWG</b> Game winning goals	<b>L</b> Number of games lost	<b>M</b> Male
<b>MIP</b> Minutes and seconds played	<b>MIP%</b> MIP as percentage	<b>No.</b> Jersey number
<b>PIM</b> Penalties in minutes	<b>Pos.</b> Position on team	<b>PPG</b> Power play goals
<b>PTS</b> Points	<b>SG%</b> Percentage of goals from total shots	<b>SHG</b> Shorthanded goals
<b>SO</b> Shutouts	<b>SOG</b> Shots on goal	<b>SVS</b> Saves
<b>SVS%</b> SVS as percentage of total SOG	<b>W</b> Number of games won	<b>+/-</b> Plus/minus net

## Goalkeepers

As of SAT 26 JUN 2021

Including Game #20

(Ranked by highest SVS% / lowest GAA / highest GPI)

Rank	Name	Gender	No.	Team	GKD	GPI	MIP	MIP%	SOG	GA	SVS	SVS%	GAA	PPGA	SHGA	SO
1	KASATKIN Andrei	M	88	RPC	6	6	219:55	81.45	34	3	31	<b>91.18</b>	0.61	1	1	2
2	LAROCQUE Dominic	M	31	CAN	5	4	157:56	70.19	63	7	56	<b>88.89</b>	1.99	3	0	0
3	KUDELA Martin	M	1	CZE	5	2	90:00	40.12	75	11	64	<b>85.33</b>	5.50	2	1	0
4	ARAUDO Gabriele	M	15	ITA	4	2	75:00	40.54	27	4	23	<b>85.19</b>	2.40	0	0	1
5	LEPACEK Eduard	M	18	SVK	4	4	179:07	100.00	90	15	75	<b>83.33</b>	3.77	7	0	0
6	LEE Jae Woong	M	32	KOR	5	4	184:31	67.22	106	18	88	<b>83.02</b>	4.39	3	1	1
7	GROENLIE Johan	M	39	NOR	5	4	188:03	80.69	51	9	42	<b>82.35</b>	2.15	0	0	0
8	CASH Steve	M	34	USA	5	4	149:13	66.55	12	3	9	<b>75.00</b>	0.90	3	0	1
9	VAPENKA Michal	M	6	CZE	5	3	134:19	59.88	46	13	33	<b>71.74</b>	4.36	1	0	0

(Goalkeepers with less than 40% of their team's total minutes (MIP% less 40))

Name	Gender	No.	Team	GKD	GPI	MIP	MIP%	SOG	GA	SVS	SVS%	GAA	PPGA	SHGA	SO
PLOTNIKOV Evgenii	M	30	RPC	6	3	50:05	18.55	3	0	3	<b>100.00</b>	0.00	0	0	0
KINGSMILL Adam	M	54	CAN	5	2	67:04	29.81	6	0	6	<b>100.00</b>	0.00	0	0	1
LEE Jen	M	32	USA	5	2	75:00	33.45	2	0	2	<b>100.00</b>	0.00	0	0	1
STILLITANO Santino	M	1	ITA	1	1	50:00	27.03	12	3	9	<b>75.00</b>	2.70	0	0	0
KASSLATTER Julian	M	82	ITA	3	2	60:00	32.43	32	8	24	<b>75.00</b>	6.00	1	0	0
YU Man Gyun	M	31	KOR	6	2	75:00	27.32	47	13	34	<b>72.34</b>	7.80	1	0	0
CHOI Hyuk Jun	M	39	KOR	1	1	15:00	5.46	6	2	4	<b>66.67</b>	6.00	0	1	0
LUNDE Emanuel	M	1	NOR	5	1	45:00	19.31	38	18	20	<b>52.63</b>	18.00	1	0	0

### Legend:

<b>GA</b>	Goals against	<b>GAA</b>	Goals against as average per 45 minutes	<b>GKD</b>	Goalkeeper dressed
<b>GPI</b>	Games played in	<b>M</b>	Male	<b>MIP</b>	Minutes and seconds played
<b>MIP%</b>	MIP as percentage	<b>No.</b>	Jersey number	<b>PPGA</b>	Power play goals against
<b>SHGA</b>	Shorthanded goals against	<b>SO</b>	Shutouts (no GA in a game)	<b>SOG</b>	Shots on goal (G+SSG)
<b>SVS</b>	Saves	<b>SVS%</b>	SVS as percentage of total SOG		



## Scoring Leaders

As of SAT 26 JUN 2021  
Including Game #20

(Ranked by highest PTS/ highest G/ lowest GP)

Rank	Name	Gender	No.	Team	Pos.	GP	G	A	PTS	PIM	+/-
1	TERENTEV Nikolai	M	22	RPC	F	6	9	8	17	4	+14
2	PETROV Evgenii	M	21	RPC	F	6	7	8	15	10	+19
3	LISOV Dmitrii	M	8	RPC	F	6	8	6	14	0	+19
4	SHIKHOV Konstantin	M	13	RPC	F	6	5	9	14	2	+14
5	KHAMZIN Airat	M	9	RPC	F	6	5	7	12	4	+16
6	McGREGOR Tyler	M	8	CAN	F	5	8	3	11	2	+8
7	ROYBAL Brody	M	4	USA	F	5	7	4	11	0	+13
8	GALKIN Dmitrii	M	15	RPC	D	6	2	9	11	0	+21
9	HICKEY Liam	M	23	CAN	D	5	3	7	10	4	+12
9	PAULS Josh	M	27	USA	D	5	3	7	10	2	+15
11	SOKOLOV Andrey	M	18	RPC	F	6	2	7	9	2	+14
12	WALLACE Jack	M	8	USA	D	5	2	6	8	8	+10
13	BRIDGES Billy	M	18	CAN	F	5	1	7	8	4	+7
14	RYCHKOV Vladimir	M	17	RPC	F	6	5	2	7	0	+7
15	MIACHIN Mikhail	M	96	RPC	D	5	4	3	7	2	+13
16	FARMER Declan	M	16	USA	F	5	3	4	7	0	+8
17	LAVIN Zach	M	7	CAN	F	5	3	2	5	4	+7
18	DODSON Travis	M	9	USA	F	5	2	3	5	0	+10
19	MACRI Andrea	M	18	ITA	D	4	1	4	5	2	-2
20	KUZNETSOV Ivan	M	19	RPC	D	6	1	4	5	2	+21
21	BAKKE Audun	M	22	NOR	D	5	4	0	4	2	-12
22	JOPPA Martin	M	25	SVK	F	4	3	1	4	2	+2
23	McKEE Kevin	M	88	USA	F	3	2	2	4	2	+6
24	SMITH Corbyn	M	9	CAN	F	5	2	2	4	0	+3
25	ROMAN Rico	M	23	USA	F	5	1	3	4	2	+4
26	VOLKOV Iliia	M	23	RPC	D	6	0	4	4	2	+19
27	DEPAOLI Christoph	M	62	ITA	F	4	2	1	3	0	-4
27	DOUGLAS Christopher	M	17	USA	D	4	2	1	3	2	+10
27	HALBERT Auren	M	24	CAN	F	4	2	1	3	2	+3
30	MISIEWICZ Joshua	M	24	USA	F	5	2	1	3	4	+9

**Legend:**

<b>A</b>	Assists	<b>D</b>	Defence	<b>F</b>	Forward
<b>G</b>	Goals	<b>GP</b>	Number of games played	<b>M</b>	Male
<b>No.</b>	Jersey number	<b>PIM</b>	Penalties in minutes	<b>Pos.</b>	Position
<b>PTS</b>	Points	<b>+/-</b>	Plus/minus net		

**Goal Scoring Leaders**

As of SAT 26 JUN 2021

Including Game #20

(Ranked by highest G/ lowest GP)

Rank	Name	Gender	No.	Team	Pos.	GP	G	S	SG%	PPG	SHG	+/-
1	TERENTEV Nikolai	M	22	RPC	F	6	9	32	28.12	1	1	+14
2	McGREGOR Tyler	M	8	CAN	F	5	8	17	47.06	3	0	+8
3	LISOV Dmitrii	M	8	RPC	F	6	8	19	42.11	0	1	+19
4	ROYBAL Brody	M	4	USA	F	5	7	24	29.17	2	0	+13
5	PETROV Evgenii	M	21	RPC	F	6	7	17	41.18	2	0	+19
6	KHAMZIN Airat	M	9	RPC	F	6	5	17	29.41	1	0	+16
6	RYCHKOV Vladimir	M	17	RPC	F	6	5	8	62.50	0	0	+7
6	SHIKHOV Konstantin	M	13	RPC	F	6	5	18	27.78	2	0	+14
9	BAKKE Audun	M	22	NOR	D	5	4	12	33.33	0	0	-12
9	MIACHIN Mikhail	M	96	RPC	D	5	4	5	80.00	1	0	+13
11	JOPPA Martin	M	25	SVK	F	4	3	11	27.27	0	0	+2
12	FARMER Declan	M	16	USA	F	5	3	29	10.34	1	0	+8
12	HICKEY Liam	M	23	CAN	D	5	3	12	25.00	0	1	+12
12	LAVIN Zach	M	7	CAN	F	5	3	8	37.50	1	0	+7
12	PAULS Josh	M	27	USA	D	5	3	17	17.65	1	0	+15
16	McKEE Kevin	M	88	USA	F	3	2	9	22.22	0	0	+6
17	CRANE Rod	M	2	CAN	D	4	2	6	33.33	0	0	+4
17	DEPAOLI Christoph	M	62	ITA	F	4	2	6	33.33	0	0	-4
17	DOUGLAS Christopher	M	17	USA	D	4	2	10	20.00	0	0	+10
17	HALBERT Auren	M	24	CAN	F	4	2	7	28.57	0	0	+3
17	VECEREK Milos	M	45	SVK	F	4	2	6	33.33	0	0	-4
22	DODSON Travis	M	9	USA	F	5	2	16	12.50	0	1	+10
22	MISIEWICZ Joshua	M	24	USA	F	5	2	14	14.29	0	0	+9
22	SMITH Corbyn	M	9	CAN	F	5	2	6	33.33	0	0	+3
22	WALLACE Jack	M	8	USA	D	5	2	33	6.06	0	0	+10
26	GALKIN Dmitrii	M	15	RPC	D	6	2	13	15.38	1	0	+21
26	JUNG Seung Hwan	M	14	KOR	F	6	2	12	16.67	0	0	-4
26	SOKOLOV Andrey	M	18	RPC	F	6	2	8	25.00	0	0	+14
29	DUNN James	M	4	CAN	F	1	1	1100.00		1	0	0
30	KALEGARIS Sandro	M	9	ITA	F	3	1	8	12.50	1	0	-1

**Legend:**

<b>D</b> Defence	<b>F</b> Forward	<b>G</b> Goals	<b>GP</b> Number of games played
<b>M</b> Male	<b>No.</b> Jersey number	<b>Pos.</b> Position	<b>PPG</b> Power play goals
<b>S</b> Shots	<b>SG%</b> Percentage of goals from total shots	<b>SHG</b> Shorthanded goals	<b>+/-</b> Plus/minus net





## Assist Leaders

As of SAT 26 JUN 2021  
Including Game #20

(Ranked by highest A/ lowest GP)

Rank	Name	Gender	No.	Team	Pos.	GP	A	+/-
1	GALKIN Dmitrii	M	15	RPC	D	6	9	+21
1	SHIKHOV Konstantin	M	13	RPC	F	6	9	+14
3	PETROV Evgenii	M	21	RPC	F	6	8	+19
3	TERENTEV Nikolai	M	22	RPC	F	6	8	+14
5	BRIDGES Billy	M	18	CAN	F	5	7	+7
5	HICKEY Liam	M	23	CAN	D	5	7	+12
5	PAULS Josh	M	27	USA	D	5	7	+15
8	KHAMZIN Airat	M	9	RPC	F	6	7	+16
8	SOKOLOV Andrey	M	18	RPC	F	6	7	+14
10	WALLACE Jack	M	8	USA	D	5	6	+10
11	LISOV Dmitrii	M	8	RPC	F	6	6	+19
12	MACRI Andrea	M	18	ITA	D	4	4	-2
13	FARMER Declan	M	16	USA	F	5	4	+8
13	ROYBAL Brody	M	4	USA	F	5	4	+13
15	KUZNETSOV Ivan	M	19	RPC	D	6	4	+21
15	VOLKOV Iliia	M	23	RPC	D	6	4	+19
17	BARYKIN Stanislav	M	11	RPC	D	2	3	+3
18	DODSON Travis	M	9	USA	F	5	3	+10
18	McGREGOR Tyler	M	8	CAN	F	5	3	+8
18	MIACHIN Mikhail	M	96	RPC	D	5	3	+13
18	ROMAN Rico	M	23	USA	F	5	3	+4
18	WESTLAKE Greg	M	12	CAN	D	5	3	+4
23	McKEE Kevin	M	88	USA	F	3	2	+6
24	PLANKER Florian	M	5	ITA	F	4	2	-1
25	EUSTACE David	M	37	USA	D	5	2	+5
25	JACOBS-WEBB Anton	M	26	CAN	F	5	2	+2
25	LAVIN Zach	M	7	CAN	F	5	2	+7
25	OISETH Ola	M	71	NOR	F	5	2	-5
25	POPOV Iliia	M	14	RPC	F	5	2	+8
25	SMITH Corbyn	M	9	CAN	F	5	2	+3

**Legend:**

<b>A</b>	Assists	<b>D</b>	Defence	<b>F</b>	Forward	<b>GP</b>	Number of games played
<b>M</b>	Male	<b>No.</b>	Jersey number	<b>Pos.</b>	Position	<b>+/-</b>	Plus/minus net

**Defencemen Scoring Leaders**

As of SAT 26 JUN 2021

Including Game #20

(Ranked by highest PTS / highest G / lowest GP)

Rank	Name	Gender	No.	Team	GP	G	A	PTS	PIM	+/-
1	GALKIN Dmitrii	M	15	RPC	6	2	9	11	0	+21
2	HICKEY Liam	M	23	CAN	5	3	7	10	4	+12
2	PAULS Josh	M	27	USA	5	3	7	10	2	+15
4	WALLACE Jack	M	8	USA	5	2	6	8	8	+10
5	MIACHIN Mikhail	M	96	RPC	5	4	3	7	2	+13
6	MACRI Andrea	M	18	ITA	4	1	4	5	2	-2
7	KUZNETSOV Ivan	M	19	RPC	6	1	4	5	2	+21
8	BAKKE Audun	M	22	NOR	5	4	0	4	2	-12
9	VOLKOV Ilia	M	23	RPC	6	0	4	4	2	+19
10	DOUGLAS Christopher	M	17	USA	4	2	1	3	2	+10
11	EUSTACE David	M	37	USA	5	1	2	3	0	+5
12	BARYKIN Stanislav	M	11	RPC	2	0	3	3	0	+3
13	WESTLAKE Greg	M	12	CAN	5	0	3	3	4	+4
14	CRANE Rod	M	2	CAN	4	2	0	2	4	+4
15	ROSA Gianluigi	M	3	ITA	4	1	1	2	4	-5
16	CAVALIERE Gian Luca	M	6	ITA	4	1	0	1	2	-3
17	HAMRE Martin	M	20	NOR	5	1	0	1	8	-10
17	NORDSTOGA Knut Andre	M	16	NOR	5	1	0	1	0	-7
17	ZELINKA Radek	M	15	CZE	5	1	0	1	2	-3
20	SISON Branden	M	15	CAN	5	0	1	1	2	+7
21	JANG Dong Shin	M	20	KOR	6	0	1	1	0	-12

**Legend:**

<b>A</b>	Assists	<b>G</b>	Goals	<b>GP</b>	Number of games played
<b>M</b>	Male	<b>No.</b>	Jersey number	<b>PIM</b>	Penalties in minutes
<b>PTS</b>	Points	<b>+/-</b>	Plus/minus net		



## Face-off Leaders

As of SAT 26 JUN 2021  
Including Game #20

(Ranked by highest FO%)

Rank	Name	Gender	No.	Team	Pos.	GP	FO+	FO-	FO+/-	FO%
1	SOKOLOV Andrey	M	18	RPC	F	6	83	33	50	<b>71.55</b>
2	FARMER Declan	M	16	USA	F	5	91	39	52	<b>70.00</b>
3	ROMAN Rico	M	23	USA	F	5	36	17	19	<b>67.92</b>
4	LARCH Nils	M	11	ITA	F	4	15	9	6	<b>62.50</b>
5	MISIEWICZ Joshua	M	24	USA	F	5	13	8	5	<b>61.90</b>
6	BARYKIN Stanislav	M	11	RPC	D	2	16	10	6	<b>61.54</b>
7	POPOV Ilia	M	14	RPC	F	5	14	9	5	<b>60.87</b>
8	BOGLE Magnus	M	12	NOR	F	3	37	24	13	<b>60.66</b>
9	DODSON Travis	M	9	USA	F	5	20	14	6	<b>58.82</b>
10	OISETH Ola	M	71	NOR	F	5	42	32	10	<b>56.76</b>
11	PLANKER Florian	M	5	ITA	F	4	39	33	6	<b>54.17</b>
12	KHAMZIN Airat	M	9	RPC	F	6	44	38	6	<b>53.66</b>
13	SMITH Corbyn	M	9	CAN	F	5	30	29	1	<b>50.85</b>
14	BRIDGES Billy	M	18	CAN	F	5	51	50	1	<b>50.50</b>
15	HABL Zdenek	M	82	CZE	F	5	33	33	0	<b>50.00</b>
16	JANG Jong Ho	M	55	KOR	F	6	60	61	-1	<b>49.59</b>
17	ANDREONI Alessandro	M	27	ITA	F	4	26	28	-2	<b>48.15</b>
18	LEE Jong Kyung	M	28	KOR	F	6	46	52	-6	<b>46.94</b>
19	JACOBS-WEBB Anton	M	26	CAN	F	5	14	18	-4	<b>43.75</b>
20	LIGDA Marian	M	11	SVK	F	4	43	61	-18	<b>41.35</b>
21	STASAK Miroslav	M	7	SVK	F	4	20	35	-15	<b>36.36</b>
22	RAUL Jiri	M	75	CZE	F	5	18	39	-21	<b>31.58</b>
23	OHAR Alex	M	19	CZE	F	5	16	35	-19	<b>31.37</b>
24	SCHROEDER Lena	F	29	NOR	F	5	6	14	-8	<b>30.00</b>
25	CHO Byeong Seok	M	27	KOR	F	6	10	24	-14	<b>29.41</b>
26	HAMRE Martin	M	20	NOR	D	5	15	46	-31	<b>24.59</b>
27	SEDLACEK Patrik	M	92	CZE	F	2	2	10	-8	<b>16.67</b>

**Note:**

Average of four face-offs per game played required for ranking.

**Legend:**

<b>D</b>	Defence	<b>F</b>	Female / Forward	<b>FO+</b>	Face-offs won
<b>FO-</b>	Face-offs lost	<b>FO+/-</b>	Face-offs net	<b>FO%</b>	Face-offs won as percentage
<b>GP</b>	Number of games played	<b>M</b>	Male	<b>No.</b>	Jersey number
<b>Pos.</b>	Position				

**Plus-Minus Leaders**

As of SAT 26 JUN 2021

Including Game #20

(Ranked by highest +/- / highest + /lowest GP)

Rank	Name	Gender	No.	Team	Pos.	GP	+	-	+/-
1	KUZNETSOV Ivan	M	19	RPC	D	6	23	2	<b>+21</b>
2	GALKIN Dmitrii	M	15	RPC	D	6	22	1	<b>+21</b>
3	PETROV Evgenii	M	21	RPC	F	6	20	1	<b>+19</b>
3	VOLKOV Iliia	M	23	RPC	D	6	20	1	<b>+19</b>
5	LISOV Dmitrii	M	8	RPC	F	6	19	0	<b>+19</b>
6	KHAMZIN Airat	M	9	RPC	F	6	17	1	<b>+16</b>
7	PAULS Josh	M	27	USA	D	5	15	0	<b>+15</b>
8	SHIKHOV Konstantin	M	13	RPC	F	6	15	1	<b>+14</b>
9	SOKOLOV Andrey	M	18	RPC	F	6	14	0	<b>+14</b>
9	TERENTEV Nikolai	M	22	RPC	F	6	14	0	<b>+14</b>
11	MIACHIN Mikhail	M	96	RPC	D	5	14	1	<b>+13</b>
12	ROYBAL Brody	M	4	USA	F	5	13	0	<b>+13</b>
13	HICKEY Liam	M	23	CAN	D	5	14	2	<b>+12</b>
14	DOUGLAS Christopher	M	17	USA	D	4	10	0	<b>+10</b>
15	DODSON Travis	M	9	USA	F	5	10	0	<b>+10</b>
15	WALLACE Jack	M	8	USA	D	5	10	0	<b>+10</b>
17	MISIEWICZ Joshua	M	24	USA	F	5	9	0	<b>+9</b>
17	WOODKE Joseph	M	11	USA	F	5	9	0	<b>+9</b>
19	McGREGOR Tyler	M	8	CAN	F	5	10	2	<b>+8</b>
20	FARMER Declan	M	16	USA	F	5	8	0	<b>+8</b>
20	POPOV Iliia	M	14	RPC	F	5	8	0	<b>+8</b>
22	BRIDGES Billy	M	18	CAN	F	5	10	3	<b>+7</b>
23	LAVIN Zach	M	7	CAN	F	5	9	2	<b>+7</b>
24	SISON Branden	M	15	CAN	D	5	8	1	<b>+7</b>
25	RYCHKOV Vladimir	M	17	RPC	F	6	8	1	<b>+7</b>
26	McKEE Kevin	M	88	USA	F	3	6	0	<b>+6</b>
27	GROVE Noah	M	22	USA	F	4	6	0	<b>+6</b>
28	EUSTACE David	M	37	USA	D	5	5	0	<b>+5</b>
29	WESTLAKE Greg	M	12	CAN	D	5	7	3	<b>+4</b>
30	CRANE Rod	M	2	CAN	D	4	5	1	<b>+4</b>

**Legend:**

<b>D</b>	Defence	<b>F</b>	Forward	<b>GP</b>	Number of games played	<b>M</b>	Male
<b>No.</b>	Jersey number	<b>Pos.</b>	Position	<b>+</b>	Positive participation	<b>-</b>	Negative participation
<b>+/-</b>	Plus/minus net						



## Most Penalised Players

As of SAT 26 JUN 2021

Including Game #20

(Ranked by highest PIM / lowest GP)

Rank	Name	Gender	No.	Team	Pos.	GP	PIM	2	5	10	GM	MP	PAVG
1	HECKO Vaclav	M	33	CZE	F	5	<b>12</b>	1	0	1	0	0	2:24
2	PETROV Evgenii	M	21	RPC	F	6	<b>10</b>	5	0	0	0	0	1:40
3	HAMRE Martin	M	20	NOR	D	5	<b>8</b>	4	0	0	0	0	1:36
3	SOLBERG Loyd Remi	M	17	NOR	F	5	<b>8</b>	4	0	0	0	0	1:36
3	WALLACE Jack	M	8	USA	D	5	<b>8</b>	4	0	0	0	0	1:36
6	KIM Young Sung	M	12	KOR	D	6	<b>8</b>	4	0	0	0	0	1:20
7	FOJTIK Erik	M	30	SVK	D	4	<b>6</b>	3	0	0	0	0	1:30
7	STASAK Miroslav	M	7	SVK	F	4	<b>6</b>	3	0	0	0	0	1:30
7	STIT Peter	M	10	SVK	D	4	<b>6</b>	3	0	0	0	0	1:30
10	CHO Young Jae	M	10	KOR	D	6	<b>6</b>	3	0	0	0	0	1:00
10	CHOI Si Woo	M	9	KOR	F	6	<b>6</b>	3	0	0	0	0	1:00
12	CHOI Bae Suk	M	DSQ	KOR	F	2	<b>4</b>	2	0	0	0	0	2:00
13	GEIER Michal	M	74	CZE	F	3	<b>4</b>	2	0	0	0	0	1:20
14	ANDREONI Alessandro	M	27	ITA	F	4	<b>4</b>	2	0	0	0	0	1:00
14	CRANE Rod	M	2	CAN	D	4	<b>4</b>	2	0	0	0	0	1:00
14	RADICE Roberto	M	8	ITA	D	4	<b>4</b>	2	0	0	0	0	1:00
14	REMOTTI MARNINI Matteo	M	4	ITA	F	4	<b>4</b>	2	0	0	0	0	1:00
14	ROSA Gianluigi	M	3	ITA	D	4	<b>4</b>	2	0	0	0	0	1:00
14	VECEREK Milos	M	45	SVK	F	4	<b>4</b>	2	0	0	0	0	1:00
20	BRIDGES Billy	M	18	CAN	F	5	<b>4</b>	2	0	0	0	0	0:48
20	HABL Zdenek	M	82	CZE	F	5	<b>4</b>	2	0	0	0	0	0:48
20	HICKEY Liam	M	23	CAN	D	5	<b>4</b>	2	0	0	0	0	0:48
20	LAVIN Zach	M	7	CAN	F	5	<b>4</b>	2	0	0	0	0	0:48
20	LEHOUX Antoine	M	28	CAN	F	5	<b>4</b>	2	0	0	0	0	0:48
20	MISIEWICZ Joshua	M	24	USA	F	5	<b>4</b>	2	0	0	0	0	0:48
20	NOVOTNY Miroslav	M	18	CZE	F	5	<b>4</b>	2	0	0	0	0	0:48
20	WESTLAKE Greg	M	12	CAN	D	5	<b>4</b>	2	0	0	0	0	0:48
28	JUNG Seung Hwan	M	14	KOR	F	6	<b>4</b>	2	0	0	0	0	0:40
28	KHAMZIN Airat	M	9	RPC	F	6	<b>4</b>	2	0	0	0	0	0:40
28	LEE Jong Kyung	M	28	KOR	F	6	<b>4</b>	2	0	0	0	0	0:40
28	TERENTEV Nikolai	M	22	RPC	F	6	<b>4</b>	2	0	0	0	0	0:40

### Legend:

<b>2</b>	Two (2) minute penalties	<b>5</b>	Five (5) minute penalties	<b>10</b>	Ten (10) minute penalties
<b>D</b>	Defence	<b>F</b>	Forward	<b>GM</b>	Game misconducts
<b>GP</b>	Games played	<b>M</b>	Male	<b>MP</b>	Match penalties
<b>No.</b>	Jersey number	<b>PAVG</b>	PIM (average) per game	<b>PIM</b>	Penalties in minutes
<b>Pos.</b>	Position				



### Best Players Selected by the Directorate

Award	Number	Name	Gender	Team
Best Goalkeeper	31	LAROCQUE Dominic	M	CAN - Canada
Best Defenceman	23	HICKEY Liam	M	CAN - Canada
Best Forward	4	ROYBAL Brody	M	USA - USA

**Legend:**  
M Male

**Best Player of the Game selected by the Team**

As of SAT 26 JUN 2021

Game No.	Home	Guest	Best Players		Best Players	
1	KOR	CZE	KOR:	32. LEE Jae Woong	CZE:	96. KRUPICKA Zdenek
2	USA	CAN	USA:	4. ROYBAL Brody	CAN:	23. HICKEY Liam
3	NOR	ITA	NOR:	22. BAKKE Audun	ITA:	5. PLANKER Florian
4	RPC	SVK	RPC:	9. KHAMZIN Airat	SVK:	25. JOPPA Martin
5	CAN	KOR	CAN:	8. McGREGOR Tyler	KOR:	31. YU Man Gyun
6	CZE	USA	CZE:	1. KUDELA Martin	USA:	8. WALLACE Jack
7	ITA	RPC	ITA:	6. CAVALIERE Gian Luca	RPC:	22. TERENCEV Nikolai
8	SVK	NOR	SVK:	98. KORMAN David	NOR:	71. OISETH Ola
9	NOR	RPC	NOR:	91. LYNNGROTH Alexander	RPC:	13. SHIKHOV Konstantin
10	CAN	CZE	CAN:	18. BRIDGES Billy	CZE:	6. VAPENKA Michal
11	ITA	SVK	ITA:	9. KALEGARIS Sandro	SVK:	18. LEPACEK Eduard
12	USA	KOR	USA:	4. ROYBAL Brody	KOR:	10. CHO Young Jae
13	RPC	CZE	RPC:	13. SHIKHOV Konstantin	CZE:	33. HECKO Vaclav
14	NOR	KOR	NOR:	16. NORDSTOGA Knut Andre	KOR:	27. CHO Byeong Seok
15	SVK	ITA	SVK:	45. VECEREK Milos	ITA:	15. ARAUDO Gabriele
16	USA	KOR	USA:	27. PAULS Josh	KOR:	55. JANG Jong Ho
17	RPC	CAN	RPC:	96. MIACHIN Mikhail	CAN:	7. LAVIN Zach
18	NOR	CZE	NOR:	17. SOLBERG Loyd Remi	CZE:	15. ZELINKA Radek
19	RPC	KOR	RPC:	8. LISOV Dmitrii	KOR:	14. JUNG Seung Hwan
20	CAN	USA	CAN:	31. LAROCQUE Dominic	USA:	16. FARMER Declan



### Best Players Selected by the Directorate

Award	Number	Name	Gender	Team
Best Goalkeeper	31	LAROCQUE Dominic	M	CAN - Canada
Best Defenceman	23	HICKEY Liam	M	CAN - Canada
Best Forward	4	ROYBAL Brody	M	USA - USA

**Legend:**  
M Male