



WHEELCHAIR BASKETBALL

Results Book

The Tokyo Organising Committee
of the Olympic and Paralympic Games

Ver.1.0
5 SEP 2021 15:00



Version History

Version	Date	Created by	Comments
1.0	5 SEP 2021	José Alberto SANTACANA	First Version

Table of Contents

Competition Format and Rules

Medallists by Event

Men

Medallists

Tournament Summary

Team Roster

Results

Cumulative Statistics

Overall Team Statistics

Team Statistics

Individual Statistics

Women

Medallists

Tournament Summary

Team Roster

Results

Cumulative Statistics

Overall Team Statistics

Team Statistics

Individual Statistics

Attendance Summary

Competition Officials

IWBF Referees



Competition Format and Rules

競技形式および規則

As of THU 19 AUG 2021

PARALYMPIC COMPETITION FORMAT

The wheelchair basketball event at the Tokyo 2020 Paralympic Games comprises men's and a women's competitions, with 12 teams in the former and 10 in the latter. Teams have qualified for the Summer Paralympic Games through their zonal championships in Africa, the Americas, Asia/Oceania and Europe.

Both competitions start with group stage play in a round robin format followed by the knockout stages, which consist of quarterfinals, semifinals and then the medal games. There are also classification games for those teams that do not progress to the knock-out stages, to determine their overall standings in the competition.

In the men's competition, the 12 teams are divided into two groups of six. These groups are determined by their zonal rankings from qualification events and a draw. Each team will play five games in a round robin format and the top four in each group progress to the quarterfinals, with the bottom two teams from each group playing classification matches to determine the rankings from ninth to 12th. The winners of the quarterfinals progress to the semifinals and the losers play classification matches to determine the rankings from fifth to eighth. The winners of the semifinals then play in the gold medal match, while the losing teams contest the bronze medal match.

In the women's competition, the 10 teams are divided into two groups of five. These groups are determined by their zonal rankings from qualification events and a draw. Each team will play four games in a round robin format and the top four in each group progress to the quarterfinals, with the bottom teams from each group facing each other for ninth and 10th place. The winners of the quarterfinals progress to the semifinals, while the losers play classification matches to determine the rankings from fifth to eighth. The winners of the semifinals then play in the gold medal match, while the losing teams contest the bronze medal match.

A team is composed of five players. In wheelchair basketball, players are classified on a point system from one to 4.5, depending on the degree of impairments, and the sum of points must be 14 or less in a team.

Competition rules

The wheelchair basketball competition will be held in accordance with the editions of the following documents that are in force at the time of the Games:

- The 2018 International Wheelchair Basketball Federation (IWBF) Official Wheelchair Basketball Rules (available at <https://iwbf.org/rules-of-wheelchair-basketball/>)
- The IPC Handbook (available at www.paralympic.org/the-ipc/handbook)

The IWBF, working with the Tokyo 2020 competition management, will be responsible for the technical control and direction of the wheelchair basketball competition at the Tokyo 2020 Paralympic Games.

CHANGES SINCE THE RIO 2016 PARALYMPIC GAMES

There are no differences from Rio 2016.

DIFFERENCES FROM THE OLYMPIC GAMES

- Women's tournament only has 10 teams in the Paralympic Games.
- No classification matches in the Olympic tournament.
- Number of groups and group size are different between the Olympic and Paralympic Games.
- No double dribble rule in the wheelchair basketball competition.



Sport Terminology

競技用語

As of THU 19 AUG 2021

TERM	DEFINITION
14-point rule	A wheelchair basketball-specific rule; the total player classification points of five players on court cannot exceed 14 points at any given time. If, at any time during a game, a team exceeds the 14-point limit, a technical foul will be charged to the coach with a correction in the line-up to be made at the same time.
14-second rule	When a team which regains control of the ball is the same team that was in control of the ball before the ball touched the ring, a shot for goal must be attempted by this team within 14 seconds. Infraction of this article is a violation.
24-second rule	When a player gains control of a live ball on the court, a shot for goal must be attempted by his team within 24 seconds. Infraction of this article is a violation.
Alternating possession gained	Any situation that would require a tap ball at the beginning of any period, other than the first period, or during the game, will be ruled as alternating possession gained by the team not in possession of the ball.
Assist	A pass to a teammate that leads directly to a basket.
Biggest lead	Highest score difference at any moment of the game. If a team has never led, the value of biggest lead is zero.
Biggest lead score	The game score at the point in time of the biggest lead.
Biggest scoring run	Largest number of consecutive points scored by one team without any points scored by the opponent.
Blocked shot	When the defence deflects or stops a shot attempt by hand while the ball is still on its upward flight.
Captain	Leader of the team elected by the players or appointed by the coach.
Crew chief	The lead official on the court. Has the final decision on any on-court incidents.
Defensive rebound	Taking possession of the ball after a missed shot by an opponent.
Disqualifying foul	Any flagrantly unsportsmanlike infraction.
Double foul	Two opposing players commit fouls against each other at approximately the same time.
Efficiency	A statistical benchmark for comparing the overall performance of players and teams. It is defined by the formula:



TERM	DEFINITION
	$\text{Efficiency} = (\text{points} + \text{rebounds} + \text{assists} + \text{steals} + \text{blocks}) - ((\text{field goal attempts} - \text{field goal made}) + (\text{free throw attempts} - \text{free throws made}) + \text{turnover})$
Fast break point	Point scored from a very quick counterattack.
Field goal	A basket scored from any action on the playing court, except free throws.
Fifth foul	A player who has committed five personal and/or technical fouls must automatically leave the game.
Fouls drawn	Personal fouls committed on a player.
Free throw	An opportunity given to a player to score one point, uncontested, from a position behind the free throw line and inside the semicircle.
Game	A game is played by two teams of five players each, in four periods of 10 minutes each (4x10 minutes).
Game lost by default	<p>A team shall lose a game by default if, during the game, the number of team players on the court is less than two.</p> <p>If, at the time the game is stopped, the team to which the game is awarded is winning, the score at that time shall stand. If the team to which game is awarded is not winning, the score shall be recorded as 2 to 0 in its favour. The defaulting team shall receive 1 classification point.</p>
Game lost by forfeit	<p>A team shall lose the game by forfeit if:</p> <ol style="list-style-type: none"> 1. It refuses to play after being instructed to do so by the crew chief 2. By its actions it prevents the game from being played 3. Fifteen minutes after the starting time, the team is not present or is not able to field five players. The game is awarded to the opponents and score shall be recorded as 20-0. Furthermore, the forfeiting team shall receive 0 classification points.
Goal difference	The difference between points scored and points conceded.
Held ball	A held ball occurs when one or more players from opposing teams have one or both hands firmly on the ball so that neither player can gain control without undue roughness.
Instant replay system	The instant replay system is a video review system that can be used by the crew chief to verify certain game situations before making a final decision.
Lifting violation	Lifting is the act of raising the buttocks off the wheelchair's seating platform in order to gain an unfair advantage. Infraction of this article is a technical foul.
Offensive foul	When an offensive player, with or without the ball, makes illegal contact with an opponent. It will be also charged as a turnover to this player.



TERM	DEFINITION
Offensive rebound	When a player grabs their own or a teammate's missed shot attempt.
Overtime	Extra period(s) (lasting five minutes each), played if the score is tied at the end of fourth period. As many overtime periods as required are played until one team emerges as the winner.
Personal foul	A player foul which involves illegal contact with an opposing player, whether the ball is live or dead.
Player classification points system	A point value assigned to each athlete depending on their impairment. The valid player classifications in the IWBF are 1.0, 1.5, 2.0, 2.5, 3.0, 3.5, 4.0 and 4.5.
Player disqualification	A flagrant foul penalised by expulsion from the game.
Playing position	A player's position on the court due to the team's arrangement for a specific playing design. The playing positions are: G - guard F - forward C - centre
Points from turnover	Points scored following a turnover without the game clock being stopped and without the possession of the ball changing.
Points in the paint	Points scored inside the painted (restricted) area.
Second chance points	Points scored following an offensive rebound without the game clock being stopped and without the possession of the ball changing.
Steal	A defensive action which causes a turnover by an opponent.
Tap-off	A tap-off occurs when an official tosses the ball in the centre circle between any two opponents at the beginning of the first quarter.
Team fouls penalty rule	When the players of a team, in a period of a game (10 minutes), have committed four player fouls (personal and/or technical), all subsequent player personal fouls shall be penalised by two free throws.
Team rebound	A team rebound is charged when: The ball goes out of bounds immediately after a missed field goal or free throw attempt and before any player gains control of the ball; A foul occurs immediately after a missed field goal or free throw attempt and before any player gains control of the ball.
Team turnover	A team turnover is charged for all eight, 14 and 24-second violations.



TERM	DEFINITION
Technical foul	A deliberate or a repeated infringement of the proper conduct of the game or of the spirit of sportsmanship and fair play. Technical fouls by a player are all player fouls, which do not involve contact with an opponent.
Three-second rule	When the team is in control of the ball, a player of the team shall not remain for more than three consecutive seconds in the restricted area. Infraction of this article is a violation.
Time played	The sum of time that the player is on the court.
Timeout	A timeout is a one-minute interruption of the game requested by the coach or assistant coach.
Turnover	If the offensive team loses possession of the ball without attempting either a field goal or a free throw.
Unsportsmanlike foul	Personal foul on a player with or without the ball, which in the opinion of the official, was deliberately committed by the player against an opposing player.
Violation	<p>An infraction of the rules of the game.</p> <p>Travelling (three pushes)</p> <p>Three-second violation</p> <p>Closely guarded player five second violation</p> <p>Eight-second violation</p> <p>14-second shot clock violation</p> <p>24-second shot clock violation</p> <p>Ball returned to back court</p> <p>Player out-of-bounds and ball out of bounds</p> <p>Lifting</p>



Medallists by Event

種目別メダリスト

As of SUN 5 SEP 2021 at 14:04

Event	Date	Medal	Name	NPC Code
Men	SUN 5 SEP	GOLD	1 SANCHEZ Jorge 2 WILLIAMS Jacob 4 TUREK Joshua 5 PAYE Michael 6 LESPERANCE Matt 7 NEISWENDER Ryan 8 BELL Brian 9 SCOTT Matt 11 SERIO Steve 15 HINZE Nate 16 JENIFER Trevon 33 BOIE John	USA
		SILVER	1 TOYOSHIMA Akira 2 CHOKAI Renshi 6 KAWAHARA Rin 7 FURUSAWA Takuya 8 AKAISHI Ryuga 10 MIYAJIMA Tetsuya 11 FUJISAWA Kiyoshi 13 FUJIMOTO Reo 21 TAKAMATSU Yoshinobu 25 AKITA Kei 26 IWAI Takayoshi 55 KOZAI Hiroaki	JPN
		BRONZE	4 CHOUDHRY Gaz 7 BYWATER Terry 9 BROWN Harrison 10 JAMA Abdi 12 WARBURTON Gregg 13 SAGAR Ian 14 MANNING Lee 15 FOX Ben 16 PALMER James 17 MACSORLEY James 18 BRIDGE Billy 20 EDWARDS Lewis	GBR



Medallists by Event

種目別メダリスト

As of SUN 5 SEP 2021 at 14:04

Event	Date	Medal	Name	NPC Code
Women	SAT 4 SEP	GOLD	1 TAGGENBROCK Anouk 2 ARTS Ilse 4 van HEES Sylvana 5 FRELINK Lindsay 6 VISSER Jitske 8 van der SPRONG Julia 9 KRAMER Bo 10 WIMMENHOEVE Xena 11 KORVER Cher 12 PRONK Saskia 14 de ROOIJ Carina 15 BEIJER Mariska	NED
		SILVER	5 CHEN Xuejing 6 ZHANG Xuemei 7 ZHANG Tonglei 8 LYU Guidi 9 LIN Suiling 10 HUANG Xiaolian 11 DAI Jiameng 12 LEI Tianjiao 13 CHEN Wenli 15 YANG Yan 16 DENG Mingzhu 23 CHEN Meier	CHN
		BRONZE	1 IBANEZ Alejandra 3 BAULEKE Abigail 4 VORIS Zoe 5 HUNTER Darlene 7 ASLAKSON Josie 8 SCHNEIDER Natalie 15 HOLLERMANN Rose 21 EATON Kaitlyn 24 ZURBRUGG Lindsey 43 MOODY Bailey 54 GONZALEZ Ixhelt 55 RYAN Courtney	USA



Medallists

メダリスト

GOLD	SILVER	BRONZE
USA - United States	JPN - Japan	GBR - Great Britain
1 SANCHEZ Jorge	1 TOYOSHIMA Akira	4 CHOUDHRY Gaz
2 WILLIAMS Jacob	2 CHOKAI Renshi	7 BYWATER Terry
4 TUREK Joshua	6 KAWAHARA Rin	9 BROWN Harrison
5 PAYE Michael	7 FURUSAWA Takuya	10 JAMA Abdi
6 LESPERANCE Matt	8 AKAISHI Ryuga	12 WARBURTON Gregg
7 NEISWENDER Ryan	10 MIYAJIMA Tetsuya	13 SAGAR Ian
8 BELL Brian	11 FUJISAWA Kiyoshi	14 MANNING Lee
9 SCOTT Matt	13 FUJIMOTO Reo	15 FOX Ben
11 SERIO Steve	21 TAKAMATSU Yoshinobu	16 PALMER James
15 HINZE Nate	25 AKITA Kei	17 MACSORLEY James
16 JENIFER Trevon	26 IWAI Takayoshi	18 BRIDGE Billy
33 BOIE John	55 KOZAI Hiroaki	20 EDWARDS Lewis



Tournament Summary

大会概況

As of SUN 5 SEP 2021 at 14:01

Today's Matches

Phase	Teams	Start Time	Venue	Final	Q1	Q2	Q3	Q4
Bronze Medal Match	ESP vs GBR	10:00	Ariake Arena	58 - 68	13 - 13	17 - 15	10 - 22	18 - 18
Gold Medal Match	USA vs JPN	12:30	Ariake Arena	64 - 60	18 - 18	14 - 9	13 - 19	19 - 14

Group A								Matches			Points			Class.
Rank		ESP	JPN	TUR	CAN	KOR	COL	Played	Won	Lost	For	Against	Diff.	Points
1	ESP		79-61	79-61	78-41	65-53	74-56	5	5	0	375	272	+103	10
2	JPN	61-79		67-55	62-56	59-52	63-56	5	4	1	312	298	+14	9
3	TUR	61-79	55-67		77-73	80-70	80-38	5	3	2	353	327	+26	8
4	CAN	41-78	56-62	73-77		74-64	63-52	5	2	3	307	333	-26	7
5	KOR	53-65	52-59	70-80	64-74		66-54	5	1	4	305	332	-27	6
6	COL	56-74	56-63	38-80	52-63	54-66		5	0	5	256	346	-90	5

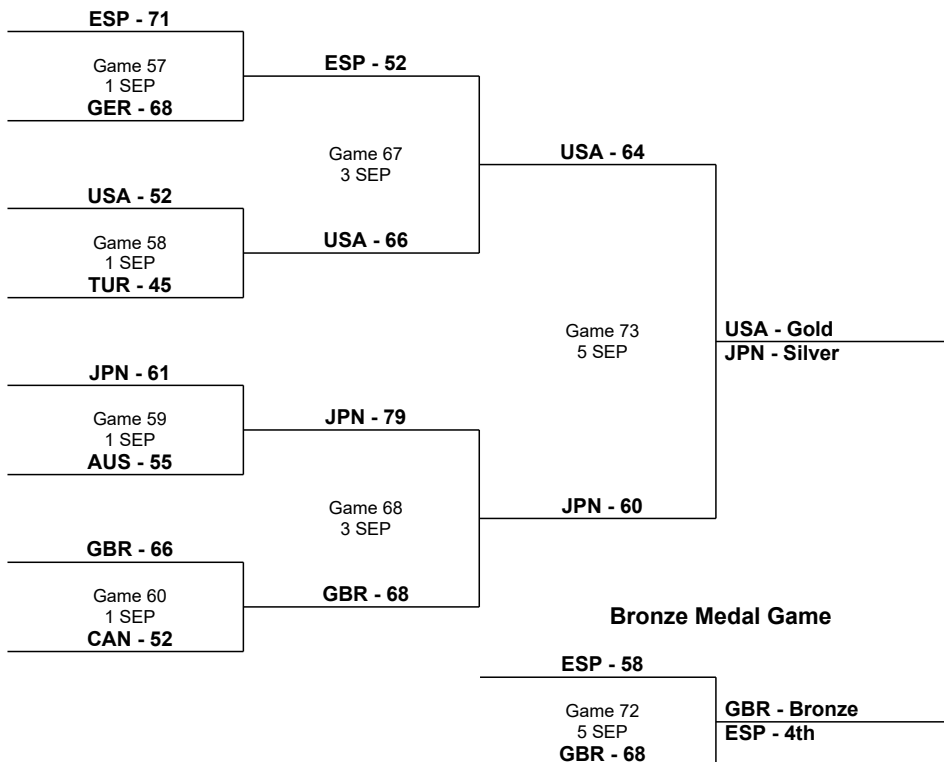
Group B								Matches			Points			Class.
Rank		GBR	USA	AUS	GER	IRI	ALG	Played	Won	Lost	For	Against	Diff.	Points
1	GBR		64-63	70-69	59-71	69-57	70-43	5	4	1	332	303	+29	9
2	USA	63-64		66-38	58-55	65-41	86-25	5	4	1	338	223	+115	9
3	AUS	69-70	38-66		64-53	81-39	83-37	5	3	2	335	265	+70	8
4	GER	71-59	55-58	53-64		56-53	71-50	5	3	2	306	284	+22	8
5	IRI	57-69	41-65	39-81	53-56		81-47	5	1	4	271	318	-47	6
6	ALG	43-70	25-86	37-83	50-71	47-81		5	0	5	202	391	-189	5

Quarterfinals

Semifinals

Gold Medal Game

Final Standings



Rank	Team	GP	W/L
Gold	USA	8	7/1
Silver	JPN	8	6/2
Bronze	GBR	8	6/2
4	ESP	8	6/2
5	AUS	7	4/3
6	TUR	7	3/4
7	GER	7	4/3
8	CAN	7	2/5
9	IRI	6	2/4
10	KOR	6	1/5
11	COL	6	1/5
12	ALG	6	0/6



Tournament Summary

大会概況

As of SUN 5 SEP 2021 at 14:01

Classification

Playoff 5-6

TUR - 58	
Game 69 4 SEP AUS - 74	AUS - 5th TUR - 6th

Playoff 7-8

GER - 68	
Game 65 3 SEP CAN - 56	GER - 7th CAN - 8th

Playoff 9-10

KOR - 54	
Game 61 2 SEP IRI - 64	IRI - 9th KOR - 10th

Playoff 11-12

COL - 70	
Game 56 1 SEP ALG - 47	COL - 11th ALG - 12th

Legend:

Class. Classification
GP Games Played

CRx Position in combined ranking table
Qx Quarter Time

Diff. Difference
W/L Win/Loss



WED 25 AUG 2021
Start Time: 20:30

Results

結果

Game 5

ESP 65 vs 53 KOR

(16-10, 15-14, 12-16, 22-13)

Game Duration: 1:51

Referee: QUINTANA Matias

Commissioner: TIMMS Janine

Umpires: ROSENBERG Helen; FRONCZAK Adam

Scoring by 5 min intervals:	ESP KOR	Q1		Q2		Q3		Q4	
		8	16	25	31	39	43	46	65
		4	10	18	24	34	40	44	53

ESP - Spain

No.	Name	Sport Class	MIN	Field Goals		2 Points		3 Points		Free Throws		Rebounds			AS	TO	ST	BS	PF	FD	+/-	PTS	
				M/A	%	M/A	%	M/A	%	M/A	%	OR	DR	TOT									
*5	STIX SOTO Daniel	1.5	36:54							0/4	0		1	1	1	1			4	6	16	0	
7	ZARZUELA BELTRAN Pablo Jesus	3.0	9:11	0/1	0	0/1	0			2/2	100		1	1		1				1	3	2	
8	SANCHEZ LARA Francisco	1.0	3:06																		-4	0	
*9	ZARZUELA BELTRAN Alejandro	3.0	40:00	8/17	47	8/17	47			0/2	0		1	8	9	4	2	3		1	2	12	16
10	DIALLO DIOUF Amadou	3.0	3:06																		-4	0	
*11	RUIZ JORDAN Jordi	2.5	27:49	5/11	45	4/9	44	1/2	50	5/5	100		6	6	3	3	1		2	3	16	16	
*13	GARCIA PEREIRO Asier (C)	4.0	38:38	7/18	39	7/16	44	0/2	0	4/7	57	1	12	13	12	6	1		5	9	12	18	
14	MOURIZ DOPICO David	2.5	9:05	0/4	0	0/2	0	0/2	0			1	2	3					1	1	0	0	
16	ONRUBIA GONZALEZ Oscar	1.5	DNP																				
24	ORTEGA LAFUENTE Ignacio	4.0	1:22	2/2	100	2/2	100			1/2	50		2	2					1	1	0	5	
*28	LORENZO DIAZ Manuel	3.0	30:49	3/9	33	3/9	33			2/2	100	4	5	9		1	2		4	1	9	8	
51	ALEJOS ALONSO Agustin	4.5	DNP																				
Team / Coach												2		2		1							
Totals				25/62	40	24/56	43	1/6	17	14/24	58	9	37	46	20	15	8		18	24	12	65	
Coach		TRIGO DIEZ Oscar																					
Assistant Coach		LOPEZ MARTINEZ Francisco										CARVAJAL PICHEL Javier											

KOR - Republic of Korea

No.	Name	Sport Class	MIN	Field Goals		2 Points		3 Points		Free Throws		Rebounds			AS	TO	ST	BS	PF	FD	+/-	PTS
				M/A	%	M/A	%	M/A	%	M/A	%	OR	DR	TOT								
*4	KIM Ho Yong	3.0	15:17	1/3	33	1/3	33						1	1	2				2	1	-3	2
6	HWANG Woosung	2.0	DNP																			
7	KIM Taek	2.5	2:01									1	1						3		-1	0
*10	OH Dong Suk	2.0	15:17	0/3	0	0/1	0	0/2	0			3	3	2	1	1			1		-3	0
*11	KWAK Jun Seong	1.0	40:00	2/8	25	2/8	25			1/7	14	1	1	2	1	5	1		4	5	-12	5
12	YANG Dong Gil	4.0	8:33	1/1	100	1/1	100			1/2	50		2	2	1	1	2		2	1	5	3
16	LEE Younjoo	3.5	DNP																			
*23	CHO Seung Hyun (C)	4.0	28:54	2/18	11	1/11	9	1/7	14	2/5	40		6	6	8	4	1		4	4	-13	7
24	LEE Chi Won	2.5	2:01	0/1	0	0/1	0								1						-1	0
39	KIM Sangyeol	4.0	25:15	3/8	38	3/8	38			1/2	50	3	6	9		1			4	1	-12	7
*40	GIM Dong Hyeon	4.0	40:00	9/17	53	7/13	54	2/4	50	4/4	100	5	9	14	1	2	1		1	4	-12	24
44	LEE Byoung Jai	1.0	22:42	2/5	40	2/5	40			1/2	50				2	1			4	1	-8	5
Team / Coach												2	1	3		2						
Totals				20/64	31	17/51	33	3/13	23	10/22	45	11	30	41	18	16	7		25	17	-12	53
Coach		KO Kwangyub																				
Assistant Coach		KIM Young Moo																				

	ESP	KOR
Points from Turnovers	13	15
Points in the Paint	42 (21/44) 48%	24 (12/31) 39%
Second Chance Points	6	9
Fast Break Points	6	4
Bench Points	7	15

	ESP	KOR
Biggest Lead	13	
Biggest Scoring Run	8-0 (58-46)	5-0 (35-31)
Lead Changes		
Times Tied		
Time Leading	39:30	0:00

Legend:			
%	Shooting Percentage	(C)	Captain
BS	Blocked Shots	DNP	Did Not Play
MIN	Minutes Played	No.	Uniform Number
Qx	Quarter Time	ST	Steals
*	Game Starters	DR	Defensive Rebounds
+/-	Plus-Minus	OR	Offensive Rebounds
AS	Assists	PF	Fouls
M/A	Made / Attempts	TOT	Total Rebounds
PTS	Points		



Results

結果

Game 8

USA 58 vs 55 GER

(10-16, 12-12, 18-14, 18-13)

Game Duration: 1:33

Referee: RADYKAS Linas

Commissioner: COSSAER Dirk

Umpires: LAPOINTE Alexandre; ZAMPONI Maurizio

Scoring by 5 min intervals:	USA	Q1	Q2	Q3	Q4	GER
		6 10	14 22	30 40	48 58	
		6 16	18 28	38 42	49 55	

USA - United States

No.	Name	Sport Class	MIN	Field Goals		2 Points		3 Points		Free Throws		Rebounds			AS	TO	ST	BS	PF	FD	+/-	PTS
				M/A	%	M/A	%	M/A	%	M/A	%	OR	DR	TOT								
1	SANCHEZ Jorge	4.0	DNP																			
2	WILLIAMS Jacob	2.5	20:21	5/13	38	5/13	38					2	2	4	2	2	1		1	1	8	10
4	TUREK Joshua	3.5	11:23	4/8	50	4/8	50			2/2	100		2	2		1		1	3	0	10	
*5	PAYE Michael	3.0	8:18	1/1	100	1/1	100			2/2	100		1	1	1		1		2	-5	4	
6	LESPERANCE Matt	1.0	DNP																			
*7	NEISWENDER Ryan	2.0	8:17	0/4	0	0/4	0						1	1	1						-5	0
*8	BELL Brian	4.5	28:37	10/15	67	10/15	67					1	7	8	1	2	1	1	1	3	3	20
9	SCOTT Matt	3.5	31:42	2/5	40	2/4	50	0/1	0	0/1	0		3	3	10	1	2	1	3	1	8	4
*11	SERIO Steve (C)	3.5	19:40	2/6	33	2/5	40	0/1	0				2	2	4	1	1				-5	4
15	HINZE Nate	4.5	DNP																			
16	JENIFER Trevon	2.5	31:42	3/6	50	3/6	50			0/2	0	2	5	7	5		1		2	3	8	6
*33	BOIE John	1.0	40:00							0/2	0		1	1				2	1	3	0	0
Team / Coach																						
Totals				27/58	47	27/56	48	0/2	0	4/9	44	5	29	34	24	8	7	2	10	14	3	58
Coach		LYKINS Ron																				
Assistant Coach		TAYLOR Robert										SCHWAB Christina										

GER - Germany

No.	Name	Sport Class	MIN	Field Goals		2 Points		3 Points		Free Throws		Rebounds			AS	TO	ST	BS	PF	FD	+/-	PTS
				M/A	%	M/A	%	M/A	%	M/A	%	OR	DR	TOT								
4	SCHORP Phillip	1.0	DNP																			
*5	DREIMUELLER Nico	2.0	30:00	5/10	50	4/7	57	1/3	33					6	1	1		4		-3	11	
6	GUENTNER Matthias	4.5	9:06	0/2	0	0/2	0					1	1	1					1	0	0	
*7	HUBER Christopher	1.0	36:51	1/1	100	1/1	100					1	1	1				2		-7	2	
*8	BIENEK Andre	3.0	28:35	4/11	36	3/6	50	1/5	20	1/1	100	1	6	7	1	2	2	2	3	3	10	
9	HELL Tobias	1.0	DNP																			
10	HALLER Jan (C)	2.0	10:00	1/2	50	1/2	50								1			1		0	2	
11	SADLER Jan	3.0	3:09									1	1							4	0	
12	ALBRECHT Jens Eicke	3.0	14:34	1/1	100	1/1	100					6	6	1	2			2		-2	2	
*13	BOEHME Thomas	3.0	40:00	7/19	37	4/13	31	3/6	50	2/2	100	1	8	9	7	2	1	1	4	-3	19	
*14	HALOUSKI Aliaksandr	4.5	24:22	4/11	36	4/9	44	0/2	0			7	7	3	1		1	1	1	-4	8	
15	BESTWICK Joseph	4.5	3:23							1/2	50							1	1	-3	1	
Team / Coach																						
Totals				23/57	40	18/41	44	5/16	31	4/5	80	3	29	32	20	10	4	1	14	10	-3	55
Coach		ZELTINGER Nicolai																				
Assistant Coach		KLUCK Martin																				

	USA	GER
Points from Turnovers	8	7
Points in the Paint	24 (12/21) 57%	24 (12/18) 67%
Second Chance Points	4	3
Fast Break Points	4	8
Bench Points	30	5

	USA	GER
Biggest Lead	3	10
Biggest Scoring Run	8-0 (38-40)	6-0 (0-6)
Lead Changes		3
Times Tied		3
Time Leading	3:14	33:32

Legend:			
%	Shooting Percentage	(C)	Captain
BS	Blocked Shots	DNP	Did Not Play
MIN	Minutes Played	No.	Uniform Number
Qx	Quarter Time	ST	Steals
*	Game Starters	DR	Defensive Rebounds
+/-	Plus-Minus	OR	Offensive Rebounds
AS	Assists	PF	Fouls
M/A	Made / Attempts	TOT	Total Rebounds
PTS	Points		



Results

結果

Game 9

CAN 41 vs 78 ESP
(10-23, 14-18, 10-15, 7-22)

Game Duration: 1:39

Referee: HARGREAVES Darrell

Commissioner: TIMMS Janine

Umpires: TAHMASIAN Gegendard; ETZELMUELLER Erik

Scoring by 5 min intervals:	CAN	Q1	Q2	Q3	Q4	ESP
	6	10	16	24	29	34
	9	23	32	41	47	56
					36	41
					64	78

CAN - Canada

No.	Name	Sport Class	MIN	Field Goals		2 Points		3 Points		Free Throws		Rebounds			AS	TO	ST	BS	PF	FD	+/-	PTS				
				M/A	%	M/A	%	M/A	%	M/A	%	OR	DR	TOT												
*4	GONCIN Nikola	4.5	30:15	6/16	38	4/12	33	2/4	50	1/2	50	1	7	8	2	7	3		1	3	-35	15				
5	GREEN Deion	3.5	8:18	0/4	0	0/3	0	0/1	0			2	1	3					1		-13	0				
*6	HEDGES Robert (C)	2.5	16:28	0/1	0	0/1	0						1	1	1	1	1				-18	0				
7	DALLAIRE Vincent	1.5	13:05	1/4	25	1/4	25					1		1					2		-5	2				
8	MUTWARE Blaise	3.5	8:18	1/2	50	1/2	50														-13	2				
9	HIGGINS Colin	4.5	19:22	3/8	38	1/3	33	2/5	40			1	2	3	3	5			1	1	-16	8				
*10	MELYMICK Lee	1.0	16:28	1/5	20	1/5	20												3		-18	2				
11	JASSMAN Chad	1.5	15:58	0/4	0	0/4	0			0/2	0	1	1	2						1	-10	0				
*12	ANDERSON Patrick	4.5	22:05	3/12	25	2/8	25	1/4	25	1/2	50		6	6	3	2	1		2	5	-10	8				
13	VERMETTE Jonathan	1.0	8:18													1				1	-13	0				
*14	MILLER Tyler	1.5	27:19	0/2	0	0/2	0			1/2	50	1	2	3	2	2			5	1	-30	1				
15	OSTEPCHUK Garrett	2.0	14:06	1/1	100	1/1	100			1/2	50		1	1	1	1	2		3	2	-4	3				
Team / Coach																3	1	4		1						
Totals				16/59	27	11/45	24	5/14	36	4/10	40	10	22	32	12	19	7			18	14	-37	41			
Coach		FERIANI Matteo (ITA)																								
Assistant Coach		JOHNSON Joey										PALMER Nicolas														

ESP - Spain

No.	Name	Sport Class	MIN	Field Goals		2 Points		3 Points		Free Throws		Rebounds			AS	TO	ST	BS	PF	FD	+/-	PTS				
				M/A	%	M/A	%	M/A	%	M/A	%	OR	DR	TOT												
*5	STIX SOTO Daniel	1.5	29:20									2	3	5		3			2	1	27	0				
7	ZARZUELA BELTRAN Pablo Jesus	3.0	7:25	0/3	0	0/3	0								1				2	1	5	0				
8	SANCHEZ LARA Francisco	1.0	5:31																1		1	0				
*9	ZARZUELA BELTRAN Alejandro	3.0	27:08	1/4	25	1/4	25			2/4	50	3	5	8	2		2			3	23	4				
10	DIALLO DIOUF Amadou	3.0	22:52	4/5	80	4/5	80					2	2	4		3		1	1		18	8				
*11	RUIZ JORDAN Jordi	2.5	20:53	7/15	47	5/11	45	2/4	50			1	1	2		3	1			1	18	16				
*13	GARCIA PEREIRO Asier (C)	4.0	33:57	10/25	40	9/18	50	1/7	14	2/3	67		8	8	9		2		3	5	28	23				
14	MOURIZ DOPICO David	2.5	9:07	3/6	50	2/3	67	1/3	33				1	1	2	2			1		15	7				
16	ONRUBIA GONZALEZ Oscar	1.5	5:09	0/1	0			0/1	0				1	1							9	0				
24	ORTEGA LAFUENTE Ignacio	4.0	6:03	2/3	67	2/3	67			3/4	75	2	2	4		1		1		2	9	7				
*28	LORENZO DIAZ Manuel	3.0	32:35	4/5	80	4/5	80			5/5	100	3	5	8	2	2	2	2	4	5	32	13				
51	ALEJOS ALONSO Agustin	4.5	DNP																							
Team / Coach																7	7									
Totals				31/67	46	27/52	52	4/15	27	12/16	75	14	35	49	15	15	7	4		14	18	37	78			
Coach		TRIGO DIEZ Oscar																								
Assistant Coach		LOPEZ MARTINEZ Francisco										CARVAJAL PICHEL Javier														

	CAN	ESP
Points from Turnovers	10	22
Points in the Paint	16 (8/26) 31%	38 (19/34) 56%
Second Chance Points	4	10
Fast Break Points	1	10
Bench Points	15	22

	CAN	ESP
Biggest Lead	3	37
Biggest Scoring Run	8-0 (18-32)	13-0 (10-32)
Lead Changes		1
Times Tied		1
Time Leading	0:12	38:04

Legend:			
%	Shooting Percentage	(C)	Captain
BS	Blocked Shots	DNP	Did Not Play
MIN	Minutes Played	No.	Uniform Number
Qx	Quarter Time	ST	Steals
*	Game Starters	DR	Defensive Rebounds
+/-	Plus-Minus	OR	Offensive Rebounds
AS	Assists	PF	Fouls
M/A	Made / Attempts	TOT	Total Rebounds
PTS	Points		



Results

結果

Game 10

AUS 81 vs 39 IRI
(28-8, 20-11, 17-5, 16-15)

Game Duration: 1:44

Referee: MATHIAS Gustavo

Commissioner: MAGALLANES Juan

Umpires: PEIC Krunoslav; ONO Hiroki

Scoring by 5 min intervals:	AUS	Q1	Q2	Q3	Q4	IRI
		18 28	37 48	56 65	77 81	
		2 8	14 19	20 24	26 39	

AUS - Australia

No.	Name	Sport Class	MIN	Field Goals		2 Points		3 Points		Free Throws		Rebounds			AS	TO	ST	BS	PF	FD	+/-	PTS	
				M/A	%	M/A	%	M/A	%	M/A	%	OR	DR	TOT									
1	WHITE Samuel	1.0	8:06										1	1							9	0	
2	TYNDALL Jeremy	1.5	20:00	0/2	0	0/2	0					2	1	3			1		1	2	10	0	
*5	LATHAM Bill	4.0	12:36	7/8	88	7/8	88			1/1	100	2	2	4	2	1			5	3	19	15	
6	STIBNERS Brett	4.0	19:25	9/11	82	8/10	80	1/1	100	2/2	100	1	6	7	4				3	2	23	21	
*7	NORRIS Shaun (C)	3.0	18:20	4/7	57	4/6	67	0/1	0	3/4	75		5	5	6	4	1		1	4	36	11	
*8	ROBINS Kim	3.0	16:59	2/7	29	2/7	29					3	1	4	3				1		26	4	
9	KNOWLES Tristan	4.0	18:12	5/9	56	3/6	50	2/3	67			2	2	4	2	1				1	11	12	
*10	BLAIR Jannik	1.0	16:27	0/2	0	0/2	0					1	2	3	1						29	0	
*11	O'NEILL-THORNE Tom	3.0	20:46	4/7	57	3/6	50	1/1	100	0/2	0	1	2	3	2		3		2	2	21	9	
12	McSHANE Matthew	1.5	17:18	0/2	0	0/2	0					1		1	2				2	1	5	0	
15	AUPRINCE Michael	4.0	13:29	1/7	14	1/6	17	0/1	0	1/2	50	2	6	8	2				2	1	1	3	
33	McPHAIL John	3.0	18:22	2/6	33	2/6	33			2/4	50	2	2	4	4				2	2	20	6	
Team / Coach												3	5	8									
Totals				34/68	50	30/61	49	4/7	57	9/15	60	18	35	53	26	11	6			19	18	42	81
Coach		FRIDAY Craig																					
Assistant Coach		NESS Brad										MIZENS Grant											

IRI - Islamic Rep. of Iran

No.	Name	Sport Class	MIN	Field Goals		2 Points		3 Points		Free Throws		Rebounds			AS	TO	ST	BS	PF	FD	+/-	PTS	
				M/A	%	M/A	%	M/A	%	M/A	%	OR	DR	TOT									
4	AYASHI Faleh	2.0	DNP																				
*5	ABDI Hassan	2.0	20:12	2/4	50	2/4	50					2	2	1		1			1		-21	4	
6	AHMADI Amirreza	3.5	5:50																2	1	-9	0	
7	TOLOUEI TAMARDASH Mohsen	3.5	10:34							0/4	0	1	1	1					2	3	-7	0	
*8	SAADATPOORMOGHADAM Vahid	2.5	23:36	3/9	33	3/9	33			1/2	50	2	2	4	2	3			1	2	-26	7	
9	ZAKERI DEHVOSTA Dania	1.0	6:01																		-6	0	
*10	MOHAMMAD NEZHAD Mohammad	1.0	32:33	0/3	0	0/3	0							2		1			1		-52	0	
11	GHRANJIK Abdoljalil	1.5	21:14	0/1	0	0/1	0					2		2	1	2	1		1	3	-5	0	
*12	SAYARI Mohammadhassan	4.0	37:13	10/26	38	10/24	42	0/2	0	2/5	40	4	5	9	3	2	3		3	4	-38	22	
13	EIVAZI Reza	4.0	DNP																				
*14	KAMALI Mojtaba	4.5	19:25	1/11	9	1/11	9			1/2	50	1	2	3	2	4	1	1	2	5	-38	3	
15	BAGZADEHFARD Iman (C)	4.0	23:22	0/3	0	0/3	0			3/4	75		4	4	3	1			4	2	-8	3	
Team / Coach															1								
Totals				16/57	28	16/55	29	0/2	0	7/17	41	9	16	25	15	14	7	1		17	20	-42	39
Coach		AGHAKOUCHEKI Abbas																					
Assistant Coach		ESHGH Kamal																					

	AUS	IRI
Points from Turnovers	23	10
Points in the Paint	38 (19/39) 49%	20 (10/26) 38%
Second Chance Points	17	7
Fast Break Points	12	4
Bench Points	42	3

	AUS	IRI
Biggest Lead	53	
Biggest Scoring Run	16-0 (77-24)	6-0 (77-30)
Lead Changes		
Times Tied		
Time Leading	39:09	0:00

Legend:			
%	Shooting Percentage	(C)	Captain
BS	Blocked Shots	DNP	Did Not Play
MIN	Minutes Played	No.	Uniform Number
Qx	Quarter Time	ST	Steals
*	Game Starters	DR	Defensive Rebounds
+/-	Plus-Minus	OR	Offensive Rebounds
AS	Assists	PF	Fouls
M/A	Made / Attempts	TOT	Total Rebounds
PTS	Points		



Results

結果

Game 12

GBR 70 vs 43 ALG
(19-12, 14-9, 21-10, 16-12)

Game Duration: 1:28

Referee: URUNUELA Juan

Commissioner: SCHOEMAN Andrew

Umpires: VILLARD Celine; NIKAIIDO Shunsuke

Scoring by 5 min intervals:	GBR	Q1	Q2	Q3	Q4	ALG
	8	19	23	33	43	54
	4	12	16	21	26	31
					62	70
					41	43

GBR - Great Britain

No.	Name	Sport Class	MIN	Field Goals		2 Points		3 Points		Free Throws		Rebounds			AS	TO	ST	BS	PF	FD	+/-	PTS
				M/A	%	M/A	%	M/A	%	M/A	%	OR	DR	TOT								
*4	CHOUDHRY Gaz	4.0	15:21	5/10	50	5/9	56	0/1	0	1/2	50		4	4	4	1	1			1	11	11
7	BYWATER Terry	4.5	20:00	5/10	50	4/8	50	1/2	50			6	6	9	1		2	3	2	9	11	
*9	BROWN Harrison	2.5	22:50	4/5	80	4/5	80			1/1	100	1	2	3	5	4	2		2	4	24	9
*10	JAMA Abdi	1.0	10:00	1/4	25	1/4	25														7	2
*12	WARBURTON Gregg	2.0	18:25	4/6	67	4/5	80	0/1	0			3	3	3	4				4	2	18	8
13	SAGAR Ian (C)	3.0	14:39	3/10	30	3/10	30			0/2	0	4	4	8	1		1	2	1	12	6	
*14	MANNING Lee	4.5	14:39	4/7	57	4/7	57			2/4	50	1	3	4	1	1	1	1	2	14	10	
15	FOX Ben	3.5	15:21	2/4	50	2/4	50			2/3	67	1	3	4	1	1	1	1	2	9	6	
16	PALMER James	1.0	20:00									2	2					1		9	0	
17	MACSORLEY James	2.0	28:45	1/3	33	1/3	33					2	2	4	1	1	1			14	2	
18	BRIDGE Billy	3.0	10:00	0/3	0	0/3	0			1/2	50	1	1	1	1	1			1	4	1	
20	EDWARDS Lewis	3.0	10:00	2/7	29	2/7	29					3	2	5					2	4	4	
Team / Coach																						
Totals				31/69	45	30/65	46	1/4	25	7/14	50	12	32	44	24	13	7	5	14	17	27	70
Coach		CHOUDHRY Gaz																				
Assistant Coach		MANNING Lee																				

ALG - Algeria

No.	Name	Sport Class	MIN	Field Goals		2 Points		3 Points		Free Throws		Rebounds			AS	TO	ST	BS	PF	FD	+/-	PTS	
				M/A	%	M/A	%	M/A	%	M/A	%	OR	DR	TOT									
4	BAGHRADJI Oussama	1.5	DNP																				
5	BENREDOUANE Abdennour	4.0	1:54	0/1	0	0/1	0					1	1	2							-3	0	
6	BADRANE Ayoub	2.5	6:37															1			-7	0	
*7	MANSOURI Rafik	2.0	33:23	6/14	43	6/14	43					2	2	4	2	2			3	1	-20	12	
8	ABASSI Mostefa	2.5	DNP																				
*9	GUEDOUN Nabil (C)	4.0	23:31	5/19	26	5/16	31	0/3	0	0/1	0	5	2	7	4	4	3		1	3	-13	10	
10	BADACHE Hakim	4.0	10:00	1/5	20	1/4	25	0/1	0				3	3		2	1		1	2	-4	2	
11	LADJADJAT Samir	3.5	3:23									1	1								-4	0	
*12	ABBAD Abderraouf	1.0	40:00	0/1	0	0/1	0								1						-27	0	
*13	ZIDI Omar	4.0	30:56	5/14	36	5/14	36			1/4	25	2	11	13	4	4			5	4	-18	11	
*14	MEGUEDEEM Abdelkarim	3.0	36:37	0/2	0	0/2	0			0/2	0	2	2	4	2	3	2		3	3	-23	0	
15	AYACHE Bilel	3.5	13:39	3/6	50	1/3	33	2/3	67			2	2	2	3	1			3	1	-16	8	
Team / Coach																							
Totals				20/62	32	18/55	33	2/7	29	1/7	14	12	28	40	14	21	7			17	14	-27	43
Coach		BRAHIMI Mustapha																					
Assistant Coach		BENAZOUZ Boualem																					

	GBR	ALG
Points from Turnovers	28	8
Points in the Paint	32 (16/40) 40%	16 (8/28) 29%
Second Chance Points	4	5
Fast Break Points	10	
Bench Points	30	10

	GBR	ALG
Biggest Lead	29	
Biggest Scoring Run	11-0 (37-21)	10-0 (62-43)
Lead Changes		
Times Tied		
Time Leading	38:21	0:00

Legend:			
%	Shooting Percentage	(C)	Captain
BS	Blocked Shots	DNP	Did Not Play
MIN	Minutes Played	No.	Uniform Number
Qx	Quarter Time	ST	Steals
*	Game Starters	DR	Defensive Rebounds
+/-	Plus-Minus	OR	Offensive Rebounds
AS	Assists	PF	Fouls
M/A	Made / Attempts	TOT	Total Rebounds
PTS	Points		



Results

結果

Game 11

KOR 70 vs 80 TUR
(15-21, 18-17, 15-19, 22-23)

Attendance: 40

Game Duration: 1:43

Referee: PAJER Tomas

Commissioner: van MEURS Nathalie

Umpires: GAMEZ Mauricio; WOOD Ben

Scoring by 5 min intervals:	KOR	Q1	Q2	Q3	Q4	TUR
		9 15	27 33	42 48	56 70	
		8 21	29 38	48 59	67 80	

KOR - Republic of Korea

No.	Name	Sport Class	MIN	Field Goals		2 Points		3 Points		Free Throws		Rebounds			AS	TO	ST	BS	PF	FD	+/-	PTS	
				M/A	%	M/A	%	M/A	%	M/A	%	OR	DR	TOT									
*4	KIM Ho Yong	3.0	31:29	2/9	22	2/8	25	0/1	0				4	4	2		2		4		0	4	
6	HWANG Woosung	2.0	0:38																		-3	0	
7	KIM Taeok	2.5	4:25									1	1						2		-2	0	
*10	OH Dong Suk	2.0	30:40	3/7	43	1/3	33	2/4	50			1	3	4	2	2			5	1	-2	8	
*11	KWAK Jun Seong	1.0	37:03	1/1	100	1/1	100			1/2	50	1		1					1	1	-10	3	
12	YANG Dong Gil	4.0	1:24	1/1	100	1/1	100														0	2	
16	LEE Younjoo	3.5	2:06	0/1	0	0/1	0						1	1							-5	0	
*23	CHO Seung Hyun (C)	4.0	36:37	10/28	36	8/20	40	2/8	25	4/4	100	4	6	10	8	2	1	1	4	4	-9	26	
24	LEE Chi Won	2.5	2:20	0/2	0	0/2	0			0/2	0	3		3	1					1	2	0	
39	KIM Sangyeol	4.0	9:51	0/3	0	0/3	0					2	2	4	2	1					-7	0	
*40	GIM Dong Hyeon	4.0	35:35	12/21	57	11/19	58	1/2	50			3	8	11	6	2			5	2	-8	25	
44	LEE Byoung Jai	1.0	7:52	1/2	50	1/2	50								2				1		-6	2	
Team / Coach												1	2	3									
Totals				30/75	40	25/60	42	5/15	33	5/8	63	15	27	42	21	10	3	1	22	9	-10	70	
Coach		KO Kwangyub																					
Assistant Coach		KIM Young Moo																					

TUR - Turkey

No.	Name	Sport Class	MIN	Field Goals		2 Points		3 Points		Free Throws		Rebounds			AS	TO	ST	BS	PF	FD	+/-	PTS
				M/A	%	M/A	%	M/A	%	M/A	%	OR	DR	TOT								
*3	ACAR Deniz	2.5	31:09	7/9	78	7/9	78			0/2	0	7	7		2	1			1	1	6	14
*5	GURBULAK Ozgur (C)	4.0	36:26	12/21	57	12/18	67	0/3	0	1/3	33	1	4	5	13	1	1		2	6	8	25
6	GUNAYDIN Mucahit	4.0	3:34	0/1	0	0/1	0					1	1				1				2	0
7	EFETURK Ahmet	4.0	DNP																			
*9	TOPRAK Ugur	3.0	40:00	1/7	14	1/6	17	0/1	0	0/1	0	1	7	8	8	1	2			3	10	2
*10	AR Ismail	1.5	40:00	9/15	60	9/14	64	0/1	0	1/1	100		6	6	6				1	1	10	19
11	GUNDOGDU Fikri	1.0	DNP																			
15	SAYAK Selim	2.5	13:18	0/2	0	0/2	0			3/6	50	1		1	2	1	1		3	5	5	3
*35	GUMUS Ferit	3.0	35:33	6/8	75	6/8	75			5/7	71	1	3	4	2	2			3	7	9	17
36	TOPTAS Samet	4.5	DNP																			
47	AKSOY Ridvan	1.0	DNP																			
52	GULEM Volkan	2.0	DNP																			
Team / Coach													2	2		2						
Totals				35/63	56	35/58	60	0/5	0	10/20	50	4	30	34	31	9	5	1	10	23	10	80
Coach		AKIN Ahmet																				
Assistant Coach		KILIC Erdinc																				
		BUKEN Ozgur Emrah																				

	KOR	TUR
Points from Turnovers	9	9
Points in the Paint	44 (22/41) 54%	48 (24/34) 71%
Second Chance Points	14	4
Fast Break Points	4	10
Bench Points	4	3

	KOR	TUR
Biggest Lead	1	13
Biggest Scoring Run	9-0 (63-67)	7-0 (33-40)
Lead Changes		6
Times Tied		2
Time Leading	1:12	36:34

Legend:			
%	Shooting Percentage	(C)	Captain
BS	Blocked Shots	DNP	Did Not Play
MIN	Minutes Played	No.	Uniform Number
Qx	Quarter Time	ST	Steals
*	Game Starters	DR	Defensive Rebounds
+/-	Plus-Minus	OR	Offensive Rebounds
AS	Assists	PF	Fouls
M/A	Made / Attempts	TOT	Total Rebounds
PTS	Points		



Results

結果

Game 14

COL 56 vs 63 JPN
(15-24, 13-12, 15-15, 13-12)

Attendance: 40

Game Duration: 1:24

Referee: YAP Poh Boon

Commissioner: MAGALLANES Juan

Umpires: CARMONA Hector; REHLING Carsten

Scoring by 5 min intervals:	COL	Q1	Q2	Q3	Q4	JPN
		7 15	24 28	36 43	47 56	
		9 24	32 36	47 51	53 63	

COL - Colombia

No.	Name	Sport Class	MIN	Field Goals		2 Points		3 Points		Free Throws		Rebounds			AS	TO	ST	BS	PF	FD	+/-	PTS	
				M/A	%	M/A	%	M/A	%	M/A	%	OR	DR	TOT									
*3	VEGA Raul	1.0	39:09	0/1	0	0/1	0						1	1	1	2			3		-7	0	
4	GARCES Hector	3.5	7:19	2/3	67	2/3	67						2	2							0	4	
5	ALZATE Guillermo	1.5	5:20	0/2	0	0/2	0														-1	0	
9	FLOREZ Andres	1.0	DNP																				
*10	LEEP Jose	3.0	31:50	3/4	75	1/2	50	2/2	100				1	2	3	6	1			3	-7	8	
*14	DIAZ Daniel (C)	4.5	25:00	3/10	30	2/9	22	1/1	100				8	8	2	4	1		3	3	-6	7	
18	ESCOBAR Juan	3.5	DNP																				
*19	HERNANDEZ Jhon	3.5	40:00	9/22	41	8/17	47	1/5	20	2/4	50	1	7	8	4	3	1	1	2	4	-7	21	
20	SANZ Nelson	4.5	7:41	2/4	50	2/4	50						3	3					1		-1	4	
*23	VARGAS Jhoan	2.0	35:31	5/13	38	5/13	38						2	3	5	4				2	-6	10	
30	PEREZ Rodrigo	4.0	7:19	0/1	0	0/1	0						4	4	1					1	0	0	
33	GRANADOS Joymar	2.5	0:51	1/1	100	1/1	100														0	2	
Team / Coach												2	2		1								
Totals				25/61	41	21/53	40	4/8	50	2/4	50	4	32	36	18	11	2	1	9	13	-7	56	
Coach		DO NASCIMENTO CARDOSO Ana Lucia (BRA)																					
Assistant Coach		WELL de LAS SALAS Elkin Alfonso																					

JPN - Japan

No.	Name	Sport Class	MIN	Field Goals		2 Points		3 Points		Free Throws		Rebounds			AS	TO	ST	BS	PF	FD	+/-	PTS
				M/A	%	M/A	%	M/A	%	M/A	%	OR	DR	TOT								
*1	TOYOSHIMA Akira (C)	2.0	30:45	2/3	67	2/3	67						3	3	3	1			1	2	11	4
*2	CHOKAI Renshi	2.5	35:03	7/14	50	6/12	50	1/2	50				6	11	17	10			2	4	10	15
*6	KAWAHARA Rin	1.5	23:48										1	1	1				4	1	9	0
7	FURUSAWA Takuya	3.0	0:20																		0	0
8	AKAISHI Ryuga	2.5	11:15	0/3	0	0/3	0														1	0
10	MIYAJIMA Tetsuya	4.0	4:57	0/1	0	0/1	0						3	3							-3	0
11	FUJISAWA Kiyoshi	2.0	4:37	0/2	0	0/2	0						1	1		1			1	1	-3	0
*13	FUJIMOTO Reo	4.5	28:26	5/20	25	4/14	29	1/6	17				1	7	8	4	1		3	2	8	11
21	TAKAMATSU Yoshinobu	4.0	0:20																		0	0
*25	AKITA Kei	3.5	34:17	12/18	67	12/18	67						1	3	4	1	3		1		4	24
26	IWAI Takayoshi	1.0	9:35	0/1	0	0/1	0												1	1	-4	0
55	KOZAI Hiroaki	3.5	16:37	4/10	40	3/8	38	1/2	50				2	2	5	1	1				2	9
Team / Coach												2	2		1							
Totals				30/72	42	27/62	44	3/10	30			9	32	41	23	8	1		13	11	7	63
Coach		KYOYA Kazuyuki																				
Assistant Coach		OIKAWA Shimpei																				

	COL	JPN
Points from Turnovers	5	4
Points in the Paint	30 (15/33) 45%	40 (20/32) 63%
Second Chance Points	7	10
Fast Break Points	4	10
Bench Points	10	9

	COL	JPN
Biggest Lead		12
Biggest Scoring Run	5-0 (20-26)	7-0 (13-22)
Lead Changes		
Times Tied		1
Time Leading	0:00	39:33

Legend:			
%	Shooting Percentage	(C)	Captain
BS	Blocked Shots	DNP	Did Not Play
MIN	Minutes Played	No.	Uniform Number
Qx	Quarter Time	ST	Steals
*	Game Starters	DR	Defensive Rebounds
+/-	Plus-Minus	OR	Offensive Rebounds
AS	Assists	PF	Fouls
M/A	Made / Attempts	TOT	Total Rebounds
PTS	Points		



Results

結果

Game 16

ALG 37 vs 83 AUS
(9-21, 8-21, 14-20, 6-21)

Attendance: 180

Game Duration: 1:27

Referee: ETZELMUELLER Erik

Commissioner: TIMMS Janine

Umpires: VILLARD Celine; RADYKAS Linas

Scoring by 5 min intervals:	ALG AUS	Q1		Q2		Q3		Q4	
		3	9	13	17	27	31	32	37
		15	21	35	42	50	62	75	83

ALG - Algeria

No.	Name	Sport Class	MIN	Field Goals		2 Points		3 Points		Free Throws		Rebounds			AS	TO	ST	BS	PF	FD	+/-	PTS
				M/A	%	M/A	%	M/A	%	M/A	%	OR	DR	TOT								
4	BAGHRADJI Oussama	1.5	DNP																			
5	BENREDOUANE Abdennour	4.0	DNP																			
6	BADRANE Ayoub	2.5	3:56	0/1	0	0/1	0														-5	0
*7	MANSOURI Rafik	2.0	32:14	0/6	0	0/6	0							3	2				4	1	-37	0
8	ABASSI Mostefa	2.5	11:42												1	1					-14	0
*9	GUEDOUN Nabil (C)	4.0	24:46	5/16	31	5/15	33	0/1	0	3/4	75		3	3	5	6	1		2	3	-21	13
10	BADACHE Hakim	4.0	3:32	0/1	0	0/1	0													1	-11	0
11	LADJADJAT Samir	3.5	7:28	0/2	0	0/2	0							1							-16	0
*12	ABBAD Abderraouf	1.0	36:04	0/1	0	0/1	0							1							-41	0
*13	ZIDI Omar	4.0	32:32	7/12	58	7/12	58					1	9	10	1	9		1	1		-30	14
*14	MEGUEDEDEM Abdelkarim	3.0	32:32	3/4	75	3/4	75			1/2	50		4	4	1	1			4	4	-30	7
15	AYACHE Bilel	3.5	15:14	1/7	14	1/3	33	0/4	0	1/2	50		3	3	1	1			1	2	-25	3
Team / Coach																						
Totals				16/50	32	16/45	36	0/5	0	5/8	63	1	24	25	13	23	2	1	12	11	-46	37
Coach		BRAHIMI Mustapha																				
Assistant Coach		BENAZOUZ Boualem																				

AUS - Australia

No.	Name	Sport Class	MIN	Field Goals		2 Points		3 Points		Free Throws		Rebounds			AS	TO	ST	BS	PF	FD	+/-	PTS
				M/A	%	M/A	%	M/A	%	M/A	%	OR	DR	TOT								
1	WHITE Samuel	1.0	10:55																		20	0
2	TYNDALL Jeremy	1.5	15:00	0/2	0	0/2	0					1	1								20	0
*5	LATHAM Bill	4.0	20:44	8/11	73	8/11	73			0/2	0	3	7	10	5	2	3		3	2	24	16
6	STIBNERS Brett	4.0	14:18	5/9	56	4/8	50	1/1	100					2	1				1	1	17	11
*7	NORRIS Shaun (C)	3.0	18:23	4/10	40	4/9	44	0/1	0	1/2	50	3	3	6	1	1	1		1	2	16	9
*8	ROBINS Kim	3.0	16:27	3/6	50	3/6	50					1	1	2	2	1			1	1	18	6
9	KNOWLES Tristan	4.0	11:48	4/7	57	3/5	60	1/2	50				4	4	4		2		1	1	17	9
*10	BLAIR Jannik	1.0	15:53	0/2	0	0/2	0			2/2	100	1	1	2			1		2	1	17	2
*11	O'NEILL-THORNE Tom	3.0	18:23	5/5	100	4/4	100	1/1	100			1	2	3	6	1	3			1	16	11
12	McSHANE Matthew	1.5	19:49	1/2	50	1/2	50						1	1	1	1					19	2
15	AUPRINCE Michael	4.0	12:28	4/5	80	4/5	80			5/6	83	1	7	8	1				1	3	19	13
33	McPHAIL John	3.0	25:52	2/9	22	2/9	22			0/2	0	1	3	4	13		1			1	27	4
Team / Coach																						
Totals				36/68	53	33/63	52	3/5	60	8/14	57	12	33	45	35	8	11		11	12	46	83
Coach		FRIDAY Craig																				
Assistant Coach		NESS Brad										MIZENS Grant										

	ALG	AUS
Points from Turnovers	4	29
Points in the Paint	20 (10/23) 43%	44 (22/40) 55%
Second Chance Points		6
Fast Break Points	3	12
Bench Points	3	39

	ALG	AUS
Biggest Lead		47
Biggest Scoring Run	6-0 (9-15)	17-0 (32-79)
Lead Changes		
Times Tied		
Time Leading	0:00	39:41

Legend:	
%	Shooting Percentage
BS	Blocked Shots
MIN	Minutes Played
Qx	Quarter Time
(C)	Captain
DNP	Did Not Play
No.	Uniform Number
ST	Steals
*	Game Starters
DR	Defensive Rebounds
OR	Offensive Rebounds
TO	Turnovers
+/-	Plus-Minus
FD	Fouls Drawn
PF	Fouls
TOT	Total Rebounds
AS	Assists
M/A	Made / Attempts
PTS	Points



Results

結果

Game 17

TUR 77 vs 73 CAN (20-13, 10-17, 15-24, 22-13, 10-6)

Attendance: 180
Game Duration: 2:02

Referee: QUINTANA Matias

Commissioner: SCHOEMAN Andrew

Umpires: NIKAIIDO Shunsuke; FRONCZAK Adam

Scoring by 5 min intervals:	TUR	Q1	Q2	Q3	Q4	OT1			
CAN	6	20	22	30	37	45	59	67	77
	9	13	17	30	40	54	56	67	73

TUR - Turkey

No.	Name	Sport Class	MIN	Field Goals		2 Points		3 Points		Free Throws		Rebounds			AS	TO	ST	BS	PF	FD	+/-	PTS	
				M/A	%	M/A	%	M/A	%	M/A	%	OR	DR	TOT									
*3	ACAR Deniz	2.5	29:24	1/3	33	1/3	33					2		2	1		1		2		17	2	
*5	GURBULAK Ozgur (C)	4.0	36:06	9/19	47	7/15	47	2/4	50	8/12	67		8	8	13	2			4	10	9	28	
6	GUNAYDIN Mucahit	4.0	2:05												1	1			1	1	-2	0	
7	EFETURK Ahmet	4.0	11:57	1/5	20	1/5	20			2/2	100		4	4	1		1		2	4	-8	4	
*9	TOPRAK Ugur	3.0	41:14	6/16	38	6/14	43	0/2	0	5/6	83	1	5	6	3		1			5	4	17	
*10	AR Ismail	1.5	45:00	6/10	60	6/10	60			1/6	17	1	1	2	1	1			4	4	4	13	
11	GUNDOGDU Fikri	1.0	3:25	0/1	0	0/1	0												1		-3	0	
15	SAYAK Selim	2.5	7:03	2/2	100	2/2	100									1	2		1	1	-5	4	
*35	GUMUS Ferit	3.0	40:13	3/11	27	3/11	27			2/2	100		6	6	6	1	2		2	2	12	8	
36	TOPTAS Samet	4.5	3:25	0/2	0	0/2	0			1/2	50				1					1	-3	1	
47	AKSOY Ridvan	1.0	5:08										2	2							-5	0	
52	GULEM Volkan	2.0	DNP																				
Team / Coach													2	2									
Totals				28/69	41	26/63	41	2/6	33	19/30	63	4	28	32	27	6	7			17	28	4	77
Coach		AKIN Ahmet																					
Assistant Coach		KILIC Erdinc										BUKEN Ozgur Emrah											

CAN - Canada

No.	Name	Sport Class	MIN	Field Goals		2 Points		3 Points		Free Throws		Rebounds			AS	TO	ST	BS	PF	FD	+/-	PTS	
				M/A	%	M/A	%	M/A	%	M/A	%	OR	DR	TOT									
*4	GONCIN Nikola	4.5	40:38	13/21	62	9/16	56	4/5	80	3/4	75	2	13	15	11	5			5	3	-1	33	
5	GREEN Deion	3.5	DNP																				
*6	HEDGES Robert (C)	2.5	32:57	2/8	25	2/8	25					1	3	4	2	2			3	1	-7	4	
7	DALLAIRE Vincent	1.5	DNP																				
8	MUTWARE Blaise	3.5	DNP																				
9	HIGGINS Colin	4.5	8:38	2/5	40	2/5	40					1	1	2		3			3	1	-5	4	
*10	MELYMICK Lee	1.0	18:24	1/5	20	1/5	20					1	1	2	1		1		5	1	0	2	
11	JASSMAN Chad	1.5	24:36												1				2	1	2	0	
*12	ANDERSON Patrick	4.5	40:44	11/29	38	11/25	44	0/4	0	2/2	100	3	19	22	9	4			2	7	-2	24	
13	VERMETTE Jonathan	1.0	14:33	1/2	50	1/2	50						1	1	1	1			2		-7	2	
*14	MILLER Tyler	1.5	32:27							2/2	100	1		1		2			5	1	-3	2	
15	OSTEPCHUK Garrett	2.0	12:03							2/2	100		2	2					1	2	3	2	
Team / Coach															2								
Totals				30/70	43	26/61	43	4/9	44	9/10	90	9	40	49	25	19	1			28	17	-4	73
Coach		FERIANI Matteo (ITA)																					
Assistant Coach		JOHNSON Joey										PALMER Nicolas											

	TUR	CAN
Points from Turnovers	14	5
Points in the Paint	32 (16/28) 57%	32 (16/24) 67%
Second Chance Points	4	6
Fast Break Points	4	7
Bench Points	9	8

	TUR	CAN
Biggest Lead	7	10
Biggest Scoring Run	16-0 (63-56)	9-0 (37-46)
Lead Changes		12
Times Tied		7
Time Leading	20:57	19:03

Legend:			
%	Shooting Percentage	(C)	Captain
BS	Blocked Shots	DNP	Did Not Play
MIN	Minutes Played	No.	Uniform Number
PTS	Points	Qx	Quarter Time
*	Game Starters	DR	Defensive Rebounds
		OR	Offensive Rebounds
		ST	Steals
+/-	Plus-Minus	FD	Fouls Drawn
		OTx	Overtime
		TO	Turnovers
AS	Assists	M/A	Made / Attempts
		PF	Fouls
		TOT	Total Rebounds



Results

結果

Game 20

GER 71 vs 59 GBR
(13-13, 18-15, 26-15, 14-16)

Attendance: 8
Game Duration: 1:43

Referee: LAPOINTE Alexandre

Commissioner: COSSAER Dirk

Umpires: ROSENBERG Helen; HARGREAVES Darrell

Scoring by 5 min intervals:	GER	Q1	Q2	Q3	Q4	GBR
	5	13	23	31	45	57
	6	13	18	28	34	43
					60	71
					50	59

GER - Germany

No.	Name	Sport Class	MIN	Field Goals		2 Points		3 Points		Free Throws		Rebounds			AS	TO	ST	BS	PF	FD	+/-	PTS	
				M/A	%	M/A	%	M/A	%	M/A	%	OR	DR	TOT									
4	SCHORP Phillip	1.0	5:31																				
5	DREIMUELLER Nico	2.0	35:00	5/9	56	5/8	63	0/1	0			1	2	3	4	1	1		3	3	13	10	
6	GUENTNER Matthias	4.5	10:47	2/2	100	2/2	100						3	3	3	1					11	4	
*7	HUBER Christopher	1.0	21:05	0/1	0	0/1	0									1			4		6	0	
*8	BIENEK Andre	3.0	30:38	7/15	47	5/11	45	2/4	50	1/4	25		6	6	3	3		3	3	14	17		
9	HELL Tobias	1.0	DNP																				
*10	HALLER Jan (C)	2.0	8:45	0/1	0	0/1	0						1	1	3		1		2		-1	0	
11	SADLER Jan	3.0	13:24	0/2	0	0/2	0													1	3	0	
12	ALBRECHT Jens Eicke	3.0	19:01	2/2	100	2/2	100			1/2	50	3	2	5	1		1		3	2	1	5	
*13	BOEHME Thomas	3.0	36:15	10/19	53	6/12	50	4/7	57	3/3	100	1	9	10	5	3	2		1	5	12	27	
*14	HALOUSKI Aliaksandr	4.5	15:49	2/6	33	1/5	20	1/1	100				1	1	5	1	1		4		-2	5	
15	BESTWICK Joseph	4.5	3:45	1/3	33	1/3	33			1/2	50		1	1						1	0	3	
Team / Coach												1	3	4									
Totals				29/60	48	22/47	47	7/13	54	6/11	55	6	28	34	24	10	6		21	15	12	71	
Coach		ZELTINGER Nicolai																					
Assistant Coach		KLUCK Martin																					

GBR - Great Britain

No.	Name	Sport Class	MIN	Field Goals		2 Points		3 Points		Free Throws		Rebounds			AS	TO	ST	BS	PF	FD	+/-	PTS
				M/A	%	M/A	%	M/A	%	M/A	%	OR	DR	TOT								
*4	CHOUDHRY Gaz	4.0	26:28	6/16	38	6/13	46	0/3	0	2/3	67	1	4	5	4	3			2	6	-7	14
7	BYWATER Terry	4.5	16:33	4/12	33	3/7	43	1/5	20			1	6	7	2	4			2		-2	9
*9	BROWN Harrison	2.5	32:01	4/5	80	4/5	80			2/5	40	2	2	4	1	1			4	6	-11	10
*10	JAMA Abdi	1.0	30:13	2/7	29	2/7	29			1/2	50	2		2	3				3	2	-9	5
*12	WARBURTON Gregg	2.0	40:00	3/9	33	3/8	38	0/1	0			1		1	13	1	2			1	-12	6
13	SAGAR Ian (C)	3.0	13:32	4/6	67	4/6	67						2	2	1				2		-5	8
*14	MANNING Lee	4.5	19:13	2/5	40	2/5	40			1/2	50	2	8	10		1	1		1	3	-11	5
15	FOX Ben	3.5	12:13	1/3	33	1/3	33			0/2	0		2	2		1			1	3	0	2
16	PALMER James	1.0	DNP																			
17	MACSORLEY James	2.0	9:47	0/1	0	0/1	0					1	1	2							-3	0
18	BRIDGE Billy	3.0	DNP																			
20	EDWARDS Lewis	3.0	DNP																			
Team / Coach												1	1	2								
Totals				26/64	41	25/55	45	1/9	11	6/14	43	11	26	37	24	11	3		15	21	-12	59
Coach		CHOUDHRY Gaz																				
Assistant Coach		MANNING Lee																				

	GER	GBR
Points from Turnovers	13	7
Points in the Paint	18 (9/17) 53%	32 (16/22) 73%
Second Chance Points	7	6
Fast Break Points	2	2
Bench Points	22	19

	GER	GBR
Biggest Lead	19	5
Biggest Scoring Run	8-0 (53-34)	5-0 (5-7)
Lead Changes		2
Times Tied		4
Time Leading	31:57	5:57

Legend:			
%	Shooting Percentage	(C)	Captain
BS	Blocked Shots	DNP	Did Not Play
MIN	Minutes Played	No.	Uniform Number
Qx	Quarter Time	ST	Steals
*	Game Starters	DR	Defensive Rebounds
+/-	Plus-Minus	OR	Offensive Rebounds
AS	Assists	PF	Fouls
M/A	Made / Attempts	TOT	Total Rebounds
PTS	Points		



Results

結果

Game 22

ESP 74 vs 56 COL
(18-16, 15-16, 21-18, 20-6)

Game Duration: 1:48

Referee: PAJER Tomas

Commissioner: ANG Kean Koo

Umpires: MATHIAS Gustavo; YAP Poh Boon

Scoring by 5 min intervals:	ESP	Q1	Q2	Q3	Q4	COL
		9 18	24 33	44 54	67 74	
		6 16	26 32	38 50	52 56	

ESP - Spain

No.	Name	Sport Class	MIN	Field Goals		2 Points		3 Points		Free Throws		Rebounds			AS	TO	ST	BS	PF	FD	+/-	PTS	
				M/A	%	M/A	%	M/A	%	M/A	%	OR	DR	TOT									
*5	STIX SOTO Daniel	1.5	28:10	1/1	100	1/1	100			2/2	100	1	1	2					5	1	25	4	
7	ZARZUELA BELTRAN Pablo Jesus	3.0	1:25																		0	0	
8	SANCHEZ LARA Francisco	1.0	8:49										1	1					1	1	8	0	
*9	ZARZUELA BELTRAN Alejandro	3.0	32:45	3/8	38	3/8	38			3/4	75	1	10	11	4		2		3	9	9	9	
10	DIALLO DIOUF Amadou	3.0	3:06	1/1	100	1/1	100								1						3	2	
*11	RUIZ JORDAN Jordi	2.5	10:00	3/6	50	3/4	75	0/2	0				1	1	3	1				1	2	6	
*13	GARCIA PEREIRO Asier (C)	4.0	31:14	5/13	38	5/12	42	0/1	0	2/4	50	1	8	9	11	6	1		2	4	10	12	
14	MOURIZ DOPICO David	2.5	10:00	2/4	50	2/3	67	0/1	0			1	4	5	2	2			1	1	-1	4	
16	ONRUBIA GONZALEZ Oscar	1.5	23:01	2/3	67	2/3	67						1	1	1	2			1	1	2	4	
24	ORTEGA LAFUENTE Ignacio	4.0	20:00	8/11	73	8/10	80	0/1	0	3/5	60	4	2	6	3		4	1	3	4	17	19	
*28	LORENZO DIAZ Manuel	3.0	22:44	4/9	44	4/9	44			2/7	29	3	3	6		1			4	7	7	10	
51	ALEJOS ALONSO Agustin	4.5	8:46	2/6	33	2/3	67	0/3	0	0/2	0				3					1	8	4	
Team / Coach												1	3	4		1							
Totals				31/62	50	31/54	57	0/8	0	12/24	50	12	34	46	27	14	5	3	17	24	18	74	
Coach		TRIGO DIEZ Oscar																					
Assistant Coach		LOPEZ MARTINEZ Francisco										CARVAJAL PICHEL Javier											

COL - Colombia

No.	Name	Sport Class	MIN	Field Goals		2 Points		3 Points		Free Throws		Rebounds			AS	TO	ST	BS	PF	FD	+/-	PTS
				M/A	%	M/A	%	M/A	%	M/A	%	OR	DR	TOT								
*3	VEGA Raul	1.0	36:44	0/3	0	0/3	0					1	1	1	2	2		2			-13	0
4	GARCES Hector	3.5	3:06	0/2	0	0/2	0												1		-3	0
5	ALZATE Guillermo	1.5	18:18	1/2	50	1/2	50					1	1	1							3	2
9	FLOREZ Andres	1.0	DNP																			
*10	LEEP Jose	3.0	34:12	6/13	46	3/5	60	3/8	38	2/4	50		2	2	7	3	2		5	7	-8	17
*14	DIAZ Daniel (C)	4.5	34:48	7/12	58	6/8	75	1/4	25	3/7	43		5	5	2	2	3		4	5	-11	18
18	ESCOBAR Juan	3.5	DNP																			
*19	HERNANDEZ Jhon	3.5	36:54	8/14	57	8/13	62	0/1	0	1/2	50	2	10	12	6	2	1		4	4	-15	17
20	SANZ Nelson	4.5	5:12	1/2	50	1/2	50						1	1		1			4		-7	2
*23	VARGAS Jhoan	2.0	24:58	0/9	0	0/9	0							3	1	3			3		-26	0
30	PEREZ Rodrigo	4.0	DNP																			
33	GRANADOS Joymar	2.5	5:48	0/2	0	0/2	0												2		-10	0
Team / Coach													2	2		2						
Totals				23/59	39	19/46	41	4/13	31	6/13	46	5	22	27	18	15	8		24	17	-18	56
Coach		DO NASCIMENTO CARDOSO Ana Lucia (BRA)																				
Assistant Coach		WELL de LAS SALAS Elkin Alfonso																				

	ESP	COL
Points from Turnovers	18	9
Points in the Paint	46 (23/38) 61%	24 (12/31) 39%
Second Chance Points	15	1
Fast Break Points	6	9
Bench Points	33	4

	ESP	COL
Biggest Lead	18	6
Biggest Scoring Run	13-0 (67-50)	10-0 (18-20)
Lead Changes		2
Times Tied		5
Time Leading	31:11	4:08

Legend:			
%	Shooting Percentage	(C)	Captain
BS	Blocked Shots	DNP	Did Not Play
MIN	Minutes Played	No.	Uniform Number
Qx	Quarter Time	ST	Steals
*	Game Starters	DR	Defensive Rebounds
+/-	Plus-Minus	OR	Offensive Rebounds
AS	Assists	PF	Fouls
M/A	Made / Attempts	TOT	Total Rebounds
PTS	Points		



Results

結果

Game 23

IRI 41 vs 65 USA
(9-22, 9-17, 11-14, 12-12)

Game Duration: 1:26

Referee: CARMONA Hector

Commissioner: MAGALLANES Juan

Umpires: HSIEH Shu-Fei; REHLING Carsten

Scoring by 5 min intervals:	IRI USA	Q1		Q2		Q3		Q4	
		5	9	13	18	22	29	36	41
		10	22	27	39	43	53	61	65

IRI - Islamic Rep. of Iran

No.	Name	Sport Class	MIN	Field Goals		2 Points		3 Points		Free Throws		Rebounds			AS	TO	ST	BS	PF	FD	+/-	PTS	
				M/A	%	M/A	%	M/A	%	M/A	%	OR	DR	TOT									
4	AYASHI Faleh	2.0	DNP																				
*5	ABDI Hassan	2.0	6:32																			-3	0
6	AHMADI Amirreza	3.5	4:53	0/1	0	0/1	0								2				1	1		-9	0
7	TOLOUEI TAMARDASH Mohsen	3.5	3:32									1		1	1						1	-1	0
*8	SAADATPOORMOGHADAM Vahid	2.5	31:35	2/3	67	2/3	67						5	5	6	5	1			4	1	-14	4
9	ZAKERI DEHVOSTA Daniaal	1.0	DNP																				
*10	MOHAMMAD NEZHAD Mohammad	1.0	40:00	3/6	50	3/6	50			1/2	50	1	2	3	1					1	1	-24	7
11	GHARANJIK Abdoljalil	1.5	33:28	3/5	60	3/5	60			1/4	25		1	1	4	1				2	5	-21	7
*12	SAYARI Mohammadhassan	4.0	40:00	8/20	40	7/17	41	1/3	33	0/2	0	1	13	14	3	5	1			3	2	-24	17
13	EIVAZI Reza	4.0	0:58																			0	0
*14	KAMALI Mojtaba	4.5	28:57	2/11	18	1/8	13	1/3	33	1/3	33		6	6	2	2	1				4	-12	6
15	BAGZADEHFARD Iman (C)	4.0	10:05										2	2		1						-12	0
Team / Coach													2	2		1							
Totals				18/46	39	16/40	40	2/6	33	3/11	27	3	31	34	13	20	4			11	15	-24	41
Coach		AGHAKOUCHEKI Abbas																					
Assistant Coach		ESHGH Kamal																					

USA - United States

No.	Name	Sport Class	MIN	Field Goals		2 Points		3 Points		Free Throws		Rebounds			AS	TO	ST	BS	PF	FD	+/-	PTS	
				M/A	%	M/A	%	M/A	%	M/A	%	OR	DR	TOT									
1	SANCHEZ Jorge	4.0	12:14	2/2	100	2/2	100			2/2	100		2	2	2	1			1	1	3	6	
2	WILLIAMS Jacob	2.5	19:46	3/13	23	2/9	22	1/4	25			1	2	3	4	2	1			2	8	7	
4	TUREK Joshua	3.5	12:41	2/9	22	2/9	22					1	1	2	1		2			2	7	4	
*5	PAYE Michael	3.0	14:14	3/7	43	3/7	43					2	2	4	3		1			1	12	6	
6	LESPERANCE Matt	1.0	DNP																				
*7	NEISWENDER Ryan	2.0	19:47	2/4	50	2/4	50						3	3	1	1				3	2	12	4
*8	BELL Brian	4.5	10:52	3/4	75	3/4	75			1/2	50	1	1	2	1	1	1			1	9	7	
9	SCOTT Matt	3.5	16:00	2/7	29	2/5	40	0/2	0			1	3	4	6		1			1	7	4	
*11	SERIO Steve (C)	3.5	24:27	6/10	60	6/9	67	0/1	0			1	7	8	10					2	1	21	12
15	HINZE Nate	4.5	9:46	3/4	75	3/4	75						1	1	1	1	1			1	5	6	
16	JENIFER Trevon	2.5	26:54	3/6	50	3/6	50			1/2	50	1	1	2	1		3			4	2	15	7
*33	BOIE John	1.0	33:19	1/2	50	1/2	50						1	1	1		1			2	21	2	
Team / Coach													4	4									
Totals				30/68	44	29/61	48	1/7	14	4/6	67	8	28	36	31	6	11			15	11	24	65
Coach		LYKINS Ron																					
Assistant Coach		TAYLOR Robert										SCHWAB Christina											

	IRI	USA
Points from Turnovers	3	28
Points in the Paint	24 (12/23) 52%	42 (21/37) 57%
Second Chance Points	4	3
Fast Break Points	4	21
Bench Points	7	34

	IRI	USA
Biggest Lead	1	27
Biggest Scoring Run	5-0 (41-63)	10-0 (13-37)
Lead Changes	1	
Times Tied		
Time Leading	0:17	39:20

Legend:			
%	Shooting Percentage	(C)	Captain
BS	Blocked Shots	DNP	Did Not Play
MIN	Minutes Played	No.	Uniform Number
Qx	Quarter Time	ST	Steals
*	Game Starters	DR	Defensive Rebounds
+/-	Plus-Minus	OR	Offensive Rebounds
AS	Assists	PF	Fouls
M/A	Made / Attempts	TOT	Total Rebounds
PTS	Points		



Results

結果

Game 25

JPN 59 vs 52 KOR
(14-9, 17-12, 16-15, 12-16)

Game Duration: 1:30

Referee: PEIC Krunoslav

Commissioner: ANG Kean Koo

Umpires: KOC Yekta Sansal; GAUTHIER Sebastien

Scoring by 5 min intervals:	JPN KOR	Q1		Q2		Q3		Q4	
		6	14	24	31	41	47	51	59
		5	9	15	21	28	36	42	52

JPN - Japan

No.	Name	Sport Class	MIN	Field Goals		2 Points		3 Points		Free Throws		Rebounds			AS	TO	ST	BS	PF	FD	+/-	PTS	
				M/A	%	M/A	%	M/A	%	M/A	%	OR	DR	TOT									
*1	TOYOSHIMA Akira (C)	2.0	23:18	2/3	67	2/3	67					2		2	6	1	1		1	2	17	4	
*2	CHOKAI Renshi	2.5	40:00	2/7	29	2/5	40	0/2	0				4	4	10	1	4	1	2	3	7	4	
*6	KAWAHARA Rin	1.5	38:51	1/2	50	1/2	50			1/1	100	1	3	4	1	2			2	1	13	3	
7	FURUSAWA Takuya	3.0	6:42	1/4	25	1/3	33	0/1	0						1				1	1	-1	2	
8	AKAISHI Ryuga	2.5	8:51	2/2	100	2/2	100								1				1	1	-3	4	
10	MIYAJIMA Tetsuya	4.0	8:51	0/2	0	0/2	0					2	2	1	1					1	-3	0	
11	FUJISAWA Kiyoshi	2.0	1:09	0/1	0			0/1	0						1						-6	0	
*13	FUJIMOTO Reo	4.5	24:27	10/14	71	9/11	82	1/3	33				6	6	2	3	1		3	2	11	21	
21	TAKAMATSU Yoshinobu	4.0	1:09																		-6	0	
*25	AKITA Kei	3.5	38:51	8/18	44	8/18	44			1/3	33	2	9	11	1	2				2	13	17	
26	IWAI Takayoshi	1.0	1:09												1						-6	0	
55	KOZAI Hiroaki	3.5	6:42	2/6	33	2/5	40	0/1	0			2	2	1	1	1				2	-1	4	
Team / Coach												1	1	2									
Totals				28/59	47	27/51	53	1/8	13	2/4	50	6	27	33	24	13	7	1	10	15	7	59	
Coach		KYOYA Kazuyuki																					
Assistant Coach		OIKAWA Shimpei																					

KOR - Republic of Korea

No.	Name	Sport Class	MIN	Field Goals		2 Points		3 Points		Free Throws		Rebounds			AS	TO	ST	BS	PF	FD	+/-	PTS
				M/A	%	M/A	%	M/A	%	M/A	%	OR	DR	TOT								
*4	KIM Ho Yong	3.0	22:27	3/5	60	3/5	60					4	4	3	2	2		2			-6	6
6	HWANG Woosung	2.0	DNP																			
7	KIM Taeok	2.5	2:01													1					0	0
*10	OH Dong Suk	2.0	24:28	3/6	50	3/4	75	0/2	0			1	2	3	2	2	2		2	2	-6	6
*11	KWAK Jun Seong	1.0	30:00	2/6	33	2/6	33					1	1	2	1				1		-2	4
12	YANG Dong Gil	4.0	DNP																			
16	LEE Younjoo	3.5	DNP																			
*23	CHO Seung Hyun (C)	4.0	36:09	8/18	44	5/13	38	3/5	60	2/2	100	1	3	4	6	2	1		4	3	1	21
24	LEE Chi Won	2.5	DNP																			
39	KIM Sangyeol	4.0	22:32	4/6	67	4/6	67			1/2	50		3	3	3	2		1	1	1	-6	9
*40	GIM Dong Hyeon	4.0	36:51	3/16	19	3/14	21	0/2	0			4	10	14	4	6	4		3	2	-10	6
44	LEE Byoung Jai	1.0	25:32	0/4	0	0/4	0					2	1	3	1				2	1	-6	0
Team / Coach												2	2			1						
Totals				23/61	38	20/52	38	3/9	33	3/4	75	9	26	35	20	15	10	1	15	9	-7	52
Coach		KO Kwangyub																				
Assistant Coach		KIM Young Moo																				

	JPN	KOR
Points from Turnovers	18	14
Points in the Paint	22 (11/22) 50%	28 (14/33) 42%
Second Chance Points	6	5
Fast Break Points	6	2
Bench Points	10	9

	JPN	KOR
Biggest Lead	15	1
Biggest Scoring Run	10-0 (22-9)	8-0 (59-52)
Lead Changes		4
Times Tied		1
Time Leading	35:28	3:02

Legend:			
%	Shooting Percentage	(C)	Captain
BS	Blocked Shots	DNP	Did Not Play
MIN	Minutes Played	No.	Uniform Number
Qx	Quarter Time	ST	Steals
*	Game Starters	DR	Defensive Rebounds
		OR	Offensive Rebounds
		TO	Turnovers
+/-	Plus-Minus	FD	Fouls Drawn
		PF	Fouls
AS	Assists	TOT	Total Rebounds
M/A	Made / Attempts		
PTS	Points		



Results

結果

Game 28

TUR 61 vs 79 ESP
(10-17, 16-21, 22-21, 13-20)

Game Duration: 1:33

Referee: HARGREAVES Darrell

Commissioner: SCHOEMAN Andrew

Umpires: VILLARD Celine; LAPOINTE Alexandre

Scoring by 5 min intervals:	TUR ESP	Q1		Q2		Q3		Q4	
		10	10	16	26	34	48	52	61
		10	17	25	38	44	59	65	79

TUR - Turkey

No.	Name	Sport Class	MIN	Field Goals		2 Points		3 Points		Free Throws		Rebounds			AS	TO	ST	BS	PF	FD	+/-	PTS	
				M/A	%	M/A	%	M/A	%	M/A	%	OR	DR	TOT									
*3	ACAR Deniz	2.5	30:32	4/9	44	4/9	44						2	2	1	1			3	1	-12	8	
*5	GURBULAK Ozgur (C)	4.0	34:21	11/19	58	7/10	70	4/9	44			1	2	3	5	3	1			2	1	-13	26
6	GUNAYDIN Mucahit	4.0	5:39	1/1	100	1/1	100			0/2	0	1	2	3					1	1	-5	2	
7	EFETURK Ahmet	4.0	0:57	1/1	100	1/1	100					1		1						1	1	4	2
*9	TOPRAK Ugur	3.0	40:00	1/9	11	1/6	17	0/3	0	3/4	75	1	3	4	9	2	4		4	3	-18	5	
*10	AR Ismail	1.5	29:23	3/3	100	3/3	100						1	1	1	2			2	3	-12	6	
11	GUNDOGDU Fikri	1.0	DNP																				
15	SAYAK Selim	2.5	8:31														1		2	1	-10	0	
*35	GUMUS Ferit	3.0	39:03	3/9	33	3/9	33			4/4	100		5	5	3	5			1	4	-22	10	
36	TOPTAS Samet	4.5	DNP																				
47	AKSOY Ridvan	1.0	10:37	1/2	50	1/2	50			0/1	0		1	1		1			1	1	-6	2	
52	GULEM Volkan	2.0	0:57																		4	0	
Team / Coach													2	2		1							
Totals				25/53	47	21/41	51	4/12	33	7/11	64	4	18	22	19	15	6		14	17	-18	61	
Coach		AKIN Ahmet																					
Assistant Coach		KILIC Erdinc										BUKEN Ozgur Emrah											

ESP - Spain

No.	Name	Sport Class	MIN	Field Goals		2 Points		3 Points		Free Throws		Rebounds			AS	TO	ST	BS	PF	FD	+/-	PTS	
				M/A	%	M/A	%	M/A	%	M/A	%	OR	DR	TOT									
5	STIX SOTO Daniel	1.5	28:04	0/2	0	0/2	0						1	1		2	1			3	1	16	0
7	ZARZUELA BELTRAN Pablo Jesus	3.0	DNP																				
8	SANCHEZ LARA Francisco	1.0	DNP																				
*9	ZARZUELA BELTRAN Alejandro	3.0	40:00	7/15	47	7/15	47			2/6	33	5	5	10	4	2	3	1	2	3	18	16	
*10	DIALLO DIOUF Amadou	3.0	11:56	3/4	75	3/4	75			0/2	0	1	1	2	1	2			1	1	2	6	
*11	RUIZ JORDAN Jordi	2.5	35:45	9/16	56	8/12	67	1/4	25	1/2	50	1	3	4	3	3			1	1	15	20	
13	GARCIA PEREIRO Asier (C)	4.0	28:04	8/13	62	7/11	64	1/2	50			5	7	12	8	3	1	1/2	2	4	16	17	
*14	MOURIZ DOPICO David	2.5	16:11	3/8	38	2/6	33	1/2	50			1		1	4	1	1		4		5	7	
16	ONRUBIA GONZALEZ Oscar	1.5	DNP																				
24	ORTEGA LAFUENTE Ignacio	4.0	DNP																				
*28	LORENZO DIAZ Manuel	3.0	40:00	5/12	42	5/12	42			3/4	75	6	7	13	1	1	3		4	4	18	13	
51	ALEJOS ALONSO Agustin	4.5	DNP																				
Team / Coach												2	2	4		1							
Totals				35/70	50	32/62	52	3/8	38	6/14	43	21	26	47	21	15	9	1	17	14	18	79	
Coach		TRIGO DIEZ Oscar																					
Assistant Coach		LOPEZ MARTINEZ Francisco										CARVAJAL PICHEL Javier											

	TUR	ESP
Points from Turnovers	6	21
Points in the Paint	20 (10/18) 56%	54 (27/52) 52%
Second Chance Points	4	19
Fast Break Points	4	14
Bench Points	6	17

	TUR	ESP
Biggest Lead	3	19
Biggest Scoring Run	8-0 (28-38)	9-0 (10-19)
Lead Changes		1
Times Tied		3
Time Leading	0:39	36:40

Legend:			
%	Shooting Percentage	(C)	Captain
BS	Blocked Shots	DNP	Did Not Play
MIN	Minutes Played	No.	Uniform Number
Qx	Quarter Time	ST	Steals
*	Game Starters	DR	Defensive Rebounds
+/-	Plus-Minus	OR	Offensive Rebounds
AS	Assists	PF	Fouls
M/A	Made / Attempts	TOT	Total Rebounds
PTS	Points		



Results

結果

Game 29

AUS 64 vs 53 GER
(21-11, 7-11, 20-19, 16-12)

Game Duration: 1:35

Referee: FRONCZAK Adam

Commissioner: TIMMS Janine

Umpires: TAHMASIAN Gegendard; QUINTANA Matias

Scoring by 5 min intervals:		Q1		Q2		Q3		Q4	
AUS		12	21	23	28	44	48	56	64
GER		6	11	18	22	28	41	48	53

AUS - Australia

No.	Name	Sport Class	MIN	Field Goals		2 Points		3 Points		Free Throws		Rebounds			AS	TO	ST	BS	PF	FD	+/-	PTS	
				M/A	%	M/A	%	M/A	%	M/A	%	OR	DR	TOT									
1	WHITE Samuel	1.0	DNP																				
2	TYNDALL Jeremy	1.5	13:43										1	1		1			1		-12	0	
*5	LATHAM Bill	4.0	27:07	8/14	57	8/14	57			1/5	20	4	7	11	1	2	2		4	3	19	17	
6	STIBNERS Brett	4.0	4:54	0/3	0	0/2	0	0/1	0				4	4	1				1		-1	0	
*7	NORRIS Shaun (C)	3.0	22:10	7/12	58	7/11	64	0/1	0	0/1	0	1	5	6	10	3	2		4	6	27	14	
*8	ROBINS Kim	3.0	24:02	5/9	56	5/9	56			0/1	0	1	1	2	5	2				3	17	10	
9	KNOWLES Tristan	4.0	10:39	0/4	0	0/2	0	0/2	0	2/2	100		1	1	2	1			1	1	-10	2	
*10	BLAIR Jannik	1.0	26:17	2/3	67	2/3	67					2	2	4		1			2		23	4	
*11	O'NEILL-THORNE Tom	3.0	28:24	3/12	25	2/7	29	1/5	20	1/1	100	1	7	8	5				3	1	19	8	
12	McSHANE Matthew	1.5	13:43	2/4	50	2/4	50					1		1		2	1				-12	4	
15	AUPRINCE Michael	4.0	11:03	0/5	0	0/5	0			1/2	50		4	4			1		2	1	-9	1	
33	McPHAIL John	3.0	17:58	2/3	67	2/3	67						1	1	1	1			1	2	-6	4	
Team / Coach												3	3	6		1							
Totals				29/69	42	28/60	47	1/9	11	5/12	42	13	36	49	25	13	7			19	17	11	64
Coach		FRIDAY Craig																					
Assistant Coach		NESS Brad										MIZENS Grant											

GER - Germany

No.	Name	Sport Class	MIN	Field Goals		2 Points		3 Points		Free Throws		Rebounds			AS	TO	ST	BS	PF	FD	+/-	PTS	
				M/A	%	M/A	%	M/A	%	M/A	%	OR	DR	TOT									
4	SCHORP Phillip	1.0	DNP																				
*5	DREIMUELLER Nico	2.0	30:09	5/11	45	4/9	44	1/2	50				2	2	5	2	1	1	3	1	-18	11	
6	GUENTNER Matthias	4.5	14:09	2/7	29	2/7	29					1	5	6							3	4	
*7	HUBER Christopher	1.0	36:04	0/2	0	0/2	0					1	2	3					2	1	-5	0	
*8	BIENEK Andre	3.0	20:49	3/9	33	3/7	43	0/2	0	0/2	0	4	5	9	1	2			1	2	-9	6	
9	HELL Tobias	1.0	DNP																				
10	HALLER Jan (C)	2.0	24:13	3/6	50	3/6	50			1/1	100	1	4	5	1	1	1		2	5	13	7	
11	SADLER Jan	3.0	3:56	0/1	0	0/1	0												1		-6	0	
12	ALBRECHT Jens Eicke	3.0	8:45																1	1	-14	0	
*13	BOEHME Thomas	3.0	25:38	3/12	25	3/7	43	0/5	0	5/6	83		3	3	4	1	1		2	5	-17	11	
*14	HALOUSKI Aliaksandr	4.5	26:13	6/14	43	5/13	38	1/1	100			1	5	6	8		1	1	4	3	-12	13	
15	BESTWICK Joseph	4.5	10:04	0/3	0	0/3	0			1/2	50		2	2		2			1	1	10	1	
Team / Coach													2	2		1							
Totals				22/65	34	20/55	36	2/10	20	7/11	64	8	30	38	19	9	4	2		17	19	-11	53
Coach		ZELTINGER Nicolai																					
Assistant Coach		KLUCK Martin																					

	AUS	GER
Points from Turnovers	14	11
Points in the Paint	32 (16/29) 55%	28 (14/35) 40%
Second Chance Points	8	7
Fast Break Points	5	2
Bench Points	11	12

	AUS	GER
Biggest Lead	16	
Biggest Scoring Run	10-0 (10-0)	7-0 (23-18)
Lead Changes		
Times Tied		
Time Leading	39:48	0:00

Legend:			
%	Shooting Percentage	(C)	Captain
BS	Blocked Shots	DNP	Did Not Play
MIN	Minutes Played	No.	Uniform Number
Qx	Quarter Time	ST	Steals
*	Game Starters	DR	Defensive Rebounds
+/-	Plus-Minus	OR	Offensive Rebounds
AS	Assists	PF	Fouls
M/A	Made / Attempts	TOT	Total Rebounds
PTS	Points		



Results

結果

Game 30

ALG 47 vs 81 IRI
(10-18, 8-19, 15-22, 14-22)

Attendance: 1,032

Game Duration: 1:52

Referee: PEIC Krunoslav

Commissioner: van MEURS Nathalie

Umpires: WOOD Ben; PAJER Tomas

Scoring by 5 min intervals:	ALG	Q1	Q2	Q3	Q4	IRI
		3 10	14 18	24 33	42 47	
		6 18	27 37	49 59	67 81	

ALG - Algeria

No.	Name	Sport Class	MIN	Field Goals		2 Points		3 Points		Free Throws		Rebounds			AS	TO	ST	BS	PF	FD	+/-	PTS	
				M/A	%	M/A	%	M/A	%	M/A	%	OR	DR	TOT									
4	BAGHRADJI Oussama	1.5	DNP																				
5	BENREDOUANE Abdennour	4.0	10:00	0/2	0	0/2	0			2/2	100		2	2	3	1	1		2	2	-8	2	
6	BADRANE Ayoub	2.5	DNP																				
*7	MANSOURI Rafik	2.0	30:00	3/5	60	3/5	60			2/2	100	1	2	3	3	2		4	1	-26	8		
8	ABASSI Mostefa	2.5	10:00										1	1	1						-8	0	
*9	GUEDOUN Nabil (C)	4.0	24:02	5/11	45	5/10	50	0/1	0	2/6	33	2	2	4	4	3		2	8	-19	12		
10	BADACHE Hakim	4.0	DNP																				
11	LADJADJAT Samir	3.5	15:58	1/2	50	1/2	50			0/2	0		3	3	2	2		1	1	-14	2		
*12	ABBAD Abderraouf	1.0	40:00							1/2	50				1			3	2	-34	1		
*13	ZIDI Omar	4.0	20:00	1/4	25	1/4	25			3/4	75	1	5	6	1	3	2	2	3	-19	5		
*14	MEGUEDEDEM Abdelkarim	3.0	24:02	2/5	40	2/5	40						1	1	1	1		1	2	-20	4		
15	AYACHE Bilel	3.5	25:58	6/15	40	5/12	42	1/3	33			1	3	4	4	5		1		-22	13		
Team / Coach												1	3	4		2							
Totals					18/44	41	17/40	43	1/4	25	10/18	56	6	22	28	18	21	3		16	19	-34	47
Coach		BRAHIMI Mustapha																					
Assistant Coach		BENAZOUZ Boualem																					

IRI - Islamic Rep. of Iran

No.	Name	Sport Class	MIN	Field Goals		2 Points		3 Points		Free Throws		Rebounds			AS	TO	ST	BS	PF	FD	+/-	PTS	
				M/A	%	M/A	%	M/A	%	M/A	%	OR	DR	TOT									
4	AYASHI Faleh	2.0	4:06											1	1	1					8	0	
5	ABDI Hassan	2.0	29:02	2/5	40	2/5	40					1		2	1	1		3		23	4		
6	AHMADI Amirreza	3.5	4:47	1/4	25	1/4	25						2	2			1	2		7	2		
*7	TOLOUEI TAMARDASH Mohsen	3.5	11:39	2/5	40	2/5	40			2/2	100	4	2	6	1		1		2	10	6		
8	SAADATPOORMOGHADAM Vahid	2.5	28:21	6/11	55	6/11	55			1/6	17	2	4	6	3			3	3	24	13		
*9	ZAKERI DEHVOSTA Dania	1.0	10:43	1/2	50	1/2	50			0/2	0							2	1	8	2		
*10	MOHAMMAD NEZHAD Mohammad	1.0	36:09	5/8	63	5/8	63					5		5	1		1	1	2	29	10		
11	GHRANJIK Abdoljalil	1.5	DNP																				
*12	SAYARI Mohammadhassan	4.0	33:28	14/20	70	13/19	68	1/1	100	1/2	50	2	4	6	7	1	2	2	5	27	30		
13	EIVAZI Reza	4.0	DNP																				
*14	KAMALI Mojtaba	4.5	18:38	2/12	17	2/11	18	0/1	0			2	4	6	4		1	4	2	14	4		
15	BAGZADEHFARD Iman (C)	4.0	23:07	5/9	56	5/9	56					2	7	9	7		1	2	1	20	10		
Team / Coach												2	2	4									
Totals					38/76	50	37/74	50	1/2	50	4/12	33	20	25	45	26	3	10	1	19	16	34	81
Coach		AGHAKOUCHEKI Abbas																					
Assistant Coach		ESHGH Kamal																					

	ALG	IRI
Points from Turnovers		24
Points in the Paint	24 (12/22) 55%	50 (25/42) 60%
Second Chance Points	4	20
Fast Break Points	6	4
Bench Points	17	29

	ALG	IRI
Biggest Lead	2	34
Biggest Scoring Run	4-0 (28-53)	8-0 (3-10)
Lead Changes		1
Times Tied		1
Time Leading	1:01	38:27

Legend:			
%	Shooting Percentage	(C)	Captain
BS	Blocked Shots	DNP	Did Not Play
MIN	Minutes Played	No.	Uniform Number
Qx	Quarter Time	ST	Steals
*	Game Starters	DR	Defensive Rebounds
		OR	Offensive Rebounds
		TO	Turnovers
+/-	Plus-Minus	FD	Fouls Drawn
		PF	Fouls
AS	Assists	TOT	Total Rebounds
M/A	Made / Attempts		
PTS	Points		



Results

結果

Game 32

JPN 62 vs 56 CAN
(6-12, 13-18, 19-14, 24-12)

Game Duration: 1:41

Referee: HSIEH Shu-Fei

Commissioner: COSSAER Dirk

Umpires: ETZELMUELLER Erik; RADYKAS Linas

Scoring by 5 min intervals:	JPN	Q1	Q2	Q3	Q4	CAN
	2	6	18	19	30	38
	6	12	18	30	36	44
					54	62
					52	56

JPN - Japan

No.	Name	Sport Class	MIN	Field Goals		2 Points		3 Points		Free Throws		Rebounds			AS	TO	ST	BS	PF	FD	+/-	PTS		
				M/A	%	M/A	%	M/A	%	M/A	%	OR	DR	TOT										
*1	TOYOSHIMA Akira (C)	2.0	6:57	0/1	0	0/1	0						1	1								-9	0	
*2	CHOKAI Renshi	2.5	35:39	2/8	25	1/5	20	1/3	33	2/4	50	2	6	8	6		1		1	3	4	10	14	
*6	KAWAHARA Rin	1.5	30:00	0/2	0	0/2	0						3	3	1	1	1		3			11	0	
7	FURUSAWA Takuya	3.0	29:25	6/17	35	6/12	50	0/5	0	2/4	50	2	1	3	2				3	4		7	0	
8	AKAISHI Ryuga	2.5	11:14	0/1	0	0/1	0								1	1			3			7	0	
10	MIYAJIMA Tetsuya	4.0	3:07	0/1	0	0/1	0						1	1								-7	0	
11	FUJISAWA Kiyoshi	2.0	6:53	1/1	100			1/1	100				3	3	2							2	3	
*13	FUJIMOTO Reo	4.5	6:57	1/2	50	1/2	50						2	2					3			-9	2	
21	TAKAMATSU Yoshinobu	4.0	3:15													1			2			-3	0	
*25	AKITA Kei	3.5	33:38	4/10	40	3/9	33	1/1	100	3/4	75	3	3	6	2	1			3	3		16	12	
26	IWAI Takayoshi	1.0	3:07																			-7	0	
55	KOZAI Hiroaki	3.5	29:48	9/21	43	5/12	42	4/9	44	2/6	33		6	6	5				3	5		18	24	
Team / Coach												1	1	2										
Totals				23/64	36	16/45	36	7/19	37	9/18	50	8	27	35	19	5	4			21	17	6	62	
Coach		KYOYA Kazuyuki																						
Assistant Coach		OIKAWA Shimpei																						

CAN - Canada

No.	Name	Sport Class	MIN	Field Goals		2 Points		3 Points		Free Throws		Rebounds			AS	TO	ST	BS	PF	FD	+/-	PTS	
				M/A	%	M/A	%	M/A	%	M/A	%	OR	DR	TOT									
*4	GONCIN Nikola	4.5	38:33	8/24	33	8/16	50	0/8	0	4/6	67	2	11	13	6				4	8		-2	20
5	GREEN Deion	3.5	DNP																				
*6	HEDGES Robert (C)	2.5	31:14	3/8	38	3/8	38					1	1	2	2	1			3			6	6
7	DALLAIRE Vincent	1.5	4:47																1			-5	0
8	MUTWARE Blaise	3.5	DNP																				
9	HIGGINS Colin	4.5	8:46	1/1	100	1/1	100						3	3		3			4	1		-12	2
*10	MELYMICK Lee	1.0	25:13	1/2	50	1/2	50						1	1		1	1		1			-6	2
11	JASSMAN Chad	1.5	8:46	1/2	50	1/2	50												2			-12	2
*12	ANDERSON Patrick	4.5	32:41	7/21	33	7/21	33			8/8	100	4	8	12	3	3			1	9		2	22
13	VERMETTE Jonathan	1.0	6:01																			12	0
*14	MILLER Tyler	1.5	35:13	1/3	33	1/3	33						2	6	8				1	2		-1	2
15	OSTEPCHUK Garrett	2.0	8:46	0/1	0	0/1	0													1		-12	0
Team / Coach												1	7	8									
Totals				22/62	35	22/54	41	0/8	0	12/14	86	10	37	47	12	10	1			17	21	-6	56
Coach		FERIANI Matteo (ITA)																					
Assistant Coach		JOHNSON Joey										PALMER Nicolas											

	JPN	CAN
Points from Turnovers	9	4
Points in the Paint	8 (4/17) 24%	34 (17/32) 53%
Second Chance Points	4	10
Fast Break Points	7	
Bench Points	41	4

	JPN	CAN
Biggest Lead	6	11
Biggest Scoring Run	8-0 (46-46)	10-0 (18-26)
Lead Changes		5
Times Tied		4
Time Leading	5:51	31:21

Legend:			
%	Shooting Percentage	(C)	Captain
BS	Blocked Shots	DNP	Did Not Play
MIN	Minutes Played	No.	Uniform Number
Qx	Quarter Time	ST	Steals
*	Game Starters	DR	Defensive Rebounds
+/-	Plus-Minus	OR	Offensive Rebounds
AS	Assists	PF	Fouls
M/A	Made / Attempts	TOT	Total Rebounds
PTS	Points		



Results

結果

Game 31

GBR 64 vs 63 USA
(20-15, 15-14, 16-15, 13-19)

Attendance: 1,032
Game Duration: 1:45

Referee: KOC Yekta Sansal

Commissioner: ANG Kean Koo

Umpires: MATHIAS Gustavo; YAP Poh Boon

Scoring by 5 min intervals:	GBR	Q1	Q2	Q3	Q4	USA
		7 20	26 35	45 51	59 64	
		12 15	23 29	36 44	55 63	

GBR - Great Britain

No.	Name	Sport Class	MIN	Field Goals		2 Points		3 Points		Free Throws		Rebounds			AS	TO	ST	BS	PF	FD	+/-	PTS	
				M/A	%	M/A	%	M/A	%	M/A	%	OR	DR	TOT									
*4	CHOUDHRY Gaz	4.0	33:02	5/12	42	5/9	56	0/3	0	2/2	100		4	4	10	5				4	-5	12	
7	BYWATER Terry	4.5	7:23	2/4	50	2/4	50						2	2	2				3		6	4	
*9	BROWN Harrison	2.5	26:09	1/5	20	1/5	20			5/10	50		2	2	1				3	6	-3	7	
*10	JAMA Abdi	1.0	31:56	3/3	100	3/3	100						1	1	1				2	1	-6	6	
*12	WARBURTON Gregg	2.0	40:00	5/9	56	5/9	56						2	2	6	3		1	4	1	1	10	
13	SAGAR Ian (C)	3.0	13:51	5/7	71	5/7	71			1/2	50	1	3	4						2	4	11	
*14	MANNING Lee	4.5	25:44	6/8	75	6/8	75			0/2	0	2	12	14	1	2			4	4	-3	12	
15	FOX Ben	3.5	13:51	1/1	100	1/1	100						2	2	1	2			2	2	4	2	
16	PALMER James	1.0	8:04										2	2		1			1		7	0	
17	MACSORLEY James	2.0	DNP																				
18	BRIDGE Billy	3.0	DNP																				
20	EDWARDS Lewis	3.0	DNP																				
Team / Coach												1	2	3		2							
Totals				28/49	57	28/46	61	0/3	0	8/16	50	4	32	36	22	15		1	19	20	1	64	
Coach		CHOUDHRY Gaz																					
Assistant Coach		MANNING Lee																					

USA - United States

No.	Name	Sport Class	MIN	Field Goals		2 Points		3 Points		Free Throws		Rebounds			AS	TO	ST	BS	PF	FD	+/-	PTS	
				M/A	%	M/A	%	M/A	%	M/A	%	OR	DR	TOT									
1	SANCHEZ Jorge	4.0	DNP																				
2	WILLIAMS Jacob	2.5	27:16	9/17	53	9/14	64	0/3	0	1/1	100		3	3	4		3		1	4	-2	19	
4	TUREK Joshua	3.5	5:55	2/4	50	2/4	50						3	3							-1	4	
*5	PAYE Michael	3.0	6:49	3/4	75	3/4	75								2				1		2	6	
6	LESPERANCE Matt	1.0	11:41																2		-5	0	
*7	NEISWENDER Ryan	2.0	21:44	3/7	43	3/7	43					1		1	1				4		6	6	
*8	BELL Brian	4.5	19:10	1/2	50	1/2	50						6	6	1	1			1		-4	2	
9	SCOTT Matt	3.5	28:06	3/13	23	3/12	25	0/1	0	2/4	50	4		4	7		2		3	4	-4	8	
*11	SERIO Steve (C)	3.5	32:44	4/14	29	4/10	40	0/4	0	2/2	100	1	6	7	8		2		3	4	6	10	
15	HINZE Nate	4.5	DNP																				
16	JENIFER Trevon	2.5	33:11	1/6	17	1/6	17			6/10	60	1	2	3	2		2		3	7	-3	8	
*33	BOIE John	1.0	13:24	0/1	0	0/1	0												2		0	0	
Team / Coach												1	3	4		1							
Totals				26/68	38	26/60	43	0/8	0	11/17	65	8	23	31	25	2	9			20	19	-1	63
Coach		LYKINS Ron																					
Assistant Coach		TAYLOR Robert										SCHWAB Christina											

	GBR	USA
Points from Turnovers	4	14
Points in the Paint	36 (18/25) 72%	26 (13/26) 50%
Second Chance Points	4	5
Fast Break Points	2	10
Bench Points	17	39

	GBR	USA
Biggest Lead	12	6
Biggest Scoring Run	8-0 (16-14)	6-0 (2-6)
Lead Changes		2
Times Tied		3
Time Leading	31:42	5:49

Legend:			
%	Shooting Percentage	(C)	Captain
BS	Blocked Shots	DNP	Did Not Play
MIN	Minutes Played	No.	Uniform Number
Qx	Quarter Time	ST	Steals
*	Game Starters	DR	Defensive Rebounds
+/-	Plus-Minus	OR	Offensive Rebounds
AS	Assists	PF	Fouls
M/A	Made / Attempts	TOT	Total Rebounds
PTS	Points		



SAT 28 AUG 2021
Start Time: 20:30

Results

結果

Game 34

KOR 66 vs 54 COL
(19-10, 16-17, 18-10, 13-17)

Attendance: 0

Game Duration: 1:39

Referee: ONO Hiroki

Commissioner: van MEURS Nathalie

Umpires: GAUTHIER Sebastien; GAMEZ Mauricio

Scoring by 5 min intervals:	KOR	Q1		Q2		Q3		Q4	
		COL	9	19	28	35	43	53	55
		6	10	18	27	31	37	39	54

KOR - Republic of Korea

No.	Name	Sport Class	MIN	Field Goals		2 Points		3 Points		Free Throws		Rebounds			AS	TO	ST	BS	PF	FD	+/-	PTS									
				M/A	%	M/A	%	M/A	%	M/A	%	OR	DR	TOT																	
4	KIM Ho Yong	3.0	11:12	1/3	33	1/3	33						2	2							5		-15	2							
*6	HWANG Woosung	2.0	26:05	2/8	25	2/8	25						1	2	3	3	1	2				2	23	4							
7	KIM Taeok	2.5	10:28	2/2	100	2/2	100						2	1	3		2	1					2	-6	4						
*10	OH Dong Suk	2.0	24:09	3/7	43	2/5	40	1/2	50				1	1	2	11	2	1				2	1	28	7						
11	KWAK Jun Seong	1.0	9:43	0/1	0	0/1	0						1		1									-9	0						
12	YANG Dong Gil	4.0	9:00										1	3	4	1	1						2	-8	0						
*16	LEE Younjoo	3.5	35:39	4/9	44	4/9	44			2/6	33		2	11	13	4	2	1				4	4	19	10						
23	CHO Seung Hyun (C)	4.0	DNP																												
*24	LEE Chi Won	2.5	20:32	6/8	75	6/8	75			2/2	100											1		3	3	26	14				
39	KIM Sangyeol	4.0	13:14	3/9	33	3/9	33			3/4	75			3	3	1		1				2	4	-14	9						
*40	GIM Dong Hyeon	4.0	26:46	5/9	56	5/9	56			2/4	50			8	8	5	4	1				2	4	26	12						
44	LEE Byoung Jai	1.0	13:12	1/2	50	1/2	50			2/2	100											1	1	-10	4						
Team / Coach												1	1	2		1															
Totals				27/58	47	26/56	46	1/2	50	11/18	61	9	32	41	25	17	8					19	23	12	66						
Coach		KO Kwangyub																													
Assistant Coach		KIM Young Moo																													

COL - Colombia

No.	Name	Sport Class	MIN	Field Goals		2 Points		3 Points		Free Throws		Rebounds			AS	TO	ST	BS	PF	FD	+/-	PTS									
				M/A	%	M/A	%	M/A	%	M/A	%	OR	DR	TOT																	
*3	VEGA Raul	1.0	38:28									2	1	3	1	1	1					2		-14	0						
4	GARCES Hector	3.5	15:23	3/3	100	3/3	100			0/1	0		4	4								1	2	5	6						
5	ALZATE Guillermo	1.5	19:49	0/3	0	0/3	0			0/1	0		1	1				1				5	2	-7	0						
9	FLOREZ Andres	1.0	DNP																												
*10	LEEP Jose	3.0	18:24	0/5	0	0/3	0	0/2	0			2	1	3	2	3	2					2		-17	0						
*14	DIAZ Daniel (C)	4.5	21:56	5/11	45	5/10	50	0/1	0	0/3	0		2	4	6	2	2	1				3	4	-18	10						
18	ESCOBAR Juan	3.5	DNP																												
*19	HERNANDEZ Jhon	3.5	38:05	8/21	38	6/17	35	2/4	50	3/3	100	1	5	6	9	2	2					3	6	-12	21						
20	SANZ Nelson	4.5	14:06	3/8	38	3/8	38					2	6	8	1	3	1					2	2	2	6						
*23	VARGAS Jhoan	2.0	21:43	1/6	17	1/6	17								2	1	1	1				2	1	-3	2						
30	PEREZ Rodrigo	4.0	3:58	1/1	100	1/1	100			1/2	50				1	1						1	1	4	3						
33	GRANADOS Joymar	2.5	8:08	3/5	60	3/5	60								3	1						2		0	6						
Team / Coach													3	3		1															
Totals				24/63	38	22/56	39	2/7	29	4/10	40	9	25	34	21	17	8	2					23	18	-12	54					
Coach		DO NASCIMENTO CARDOSO Ana Lucia (BRA)																													
Assistant Coach		WELL de LAS SALAS Elkin Alfonso																													

	KOR	COL
Points from Turnovers	18	13
Points in the Paint	34 (17/33) 52%	34 (17/39) 44%
Second Chance Points	2	2
Fast Break Points	10	8
Bench Points	19	21

	KOR	COL
Biggest Lead	18	1
Biggest Scoring Run	14-0 (23-10)	7-0 (57-46)
Lead Changes		2
Times Tied		2
Time Leading	38:35	0:41

Legend:	
%	Shooting Percentage
BS	Blocked Shots
MIN	Minutes Played
Qx	Quarter Time
(C)	Captain
DNP	Did Not Play
No.	Uniform Number
ST	Steals
*	Game Starters
DR	Defensive Rebounds
OR	Offensive Rebounds
TO	Turnovers
+/-	Plus-Minus
FD	Fouls Drawn
PF	Fouls
TOT	Total Rebounds
AS	Assists
M/A	Made / Attempts
PTS	Points



Results

結果

Game 36

IRI 57 vs 69 GBR
(15-20, 16-20, 10-10, 16-19)

Attendance: 91
Game Duration: 1:41

Referee: VILLARD Celine

Commissioner: SCHOEMAN Andrew

Umpires: LAPOINTE Alexandre; FRONCZAK Adam

Scoring by 5 min intervals:	IRI	Q1		Q2		Q3		Q4	
		GBR	6	15	23	31	36	41	47
		7	20	30	40	48	50	60	69

IRI - Islamic Rep. of Iran

No.	Name	Sport Class	MIN	Field Goals		2 Points		3 Points		Free Throws		Rebounds			AS	TO	ST	BS	PF	FD	+/-	PTS	
				M/A	%	M/A	%	M/A	%	M/A	%	OR	DR	TOT									
4	AYASHI Faleh	2.0	3:16	1/2	50	1/1	100	0/1	0				1	1					2		7	2	
*5	ABDI Hassan	2.0	30:13	1/11	9	1/11	9					1	2	3	2		1		2	1	-17	2	
6	AHMADI Amirreza	3.5	1:40																		-4	0	
7	TOLOUEI TAMARDASH Mohsen	3.5	4:51									1	1	2	3	1	2			1	2	0	
*8	SAADATPOORMOGHADAM Vahid	2.5	33:29	0/8	0	0/8	0					1	6	7	6	1	1		1		-10	0	
9	ZAKERI DEHVOSTA Danial	1.0	6:31																		-2	0	
*10	MOHAMMAD NEZHAD Mohammad	1.0	40:00	3/9	33	3/9	33			1/2	50	4		4		1	1		4	3	-12	7	
11	GHRANJIK Abdoljalil	1.5	DNP																				
*12	SAYARI Mohammadhassan	4.0	32:55	13/20	65	12/18	67	1/2	50			4	1	5	2		1		4	1	-14	27	
13	EIVAZI Reza	4.0	DNP																				
*14	KAMALI Mojtaba	4.5	37:59	7/16	44	6/11	55	1/5	20	4/5	80	1	5	6	4	2			4	7	-12	19	
15	BAGZADEHFARD Iman (C)	4.0	9:06	0/1	0	0/1	0						1	1	3	1	1		1	1	2	0	
Team / Coach												2	2	4									
Totals				25/67	37	23/59	39	2/8	25	5/7	71	14	19	33	20	6	7		18	14	-12	57	
Coach		AGHAKOUCHEKI Abbas																					
Assistant Coach		ESHGH Kamal																					

GBR - Great Britain

No.	Name	Sport Class	MIN	Field Goals		2 Points		3 Points		Free Throws		Rebounds			AS	TO	ST	BS	PF	FD	+/-	PTS
				M/A	%	M/A	%	M/A	%	M/A	%	OR	DR	TOT								
*4	CHOUDHRY Gaz	4.0	6:16	0/3	0	0/1	0	0/2	0	1/2	50			1	2					1	-3	1
7	BYWATER Terry	4.5	32:22	7/16	44	6/11	55	1/5	20	3/4	75	1	7	8	16	3	2		4	3	16	18
*9	BROWN Harrison	2.5	14:19	2/3	67	2/3	67					1	1	2	3				1	1	-8	4
*10	JAMA Abdi	1.0	35:31	7/12	58	7/12	58			2/2	100		1	1	3	1			2	1	13	16
*12	WARBURTON Gregg	2.0	13:30	2/4	50	2/4	50			2/2	100	1	1	2	1	1	2			2	9	6
13	SAGAR Ian (C)	3.0	30:57	7/9	78	7/9	78			0/2	0	2	5	7			1		4	4	20	14
*14	MANNING Lee	4.5	16:16	5/7	71	5/7	71			0/2	0	2	4	6		2	1		2	3	0	10
15	FOX Ben	3.5	15:41										5	5	1	1			1		17	0
16	PALMER James	1.0	13:07																	1	3	0
17	MACSORLEY James	2.0	9:49							0/2	0	3	1	4	1					1	4	0
18	BRIDGE Billy	3.0	6:39	0/1	0	0/1	0					1	1	2	1						-2	0
20	EDWARDS Lewis	3.0	5:33	0/2	0	0/2	0			0/2	0	1		1			1			1	-9	0
Team / Coach												1	2	3		1						
Totals				30/57	53	29/50	58	1/7	14	8/18	44	12	28	40	28	12	6	1	14	18	12	69
Coach		CHOUDHRY Gaz																				
Assistant Coach		MANNING Lee																				

	IRI	GBR
Points from Turnovers	10	4
Points in the Paint	22 (11/25) 44%	26 (13/21) 62%
Second Chance Points	15	12
Fast Break Points		
Bench Points	2	32

	IRI	GBR
Biggest Lead	5	19
Biggest Scoring Run	8-0 (12-7)	11-0 (13-20)
Lead Changes		5
Times Tied		1
Time Leading	3:14	36:20

Legend:			
%	Shooting Percentage	(C)	Captain
BS	Blocked Shots	DNP	Did Not Play
MIN	Minutes Played	No.	Uniform Number
Qx	Quarter Time	ST	Steals
*	Game Starters	DR	Defensive Rebounds
		OR	Offensive Rebounds
		TO	Turnovers
+/-	Plus-Minus	FD	Fouls Drawn
		PF	Fouls
AS	Assists	TOT	Total Rebounds
M/A	Made / Attempts		
PTS	Points		



SUN 29 AUG 2021
Start Time: 11:15

Results

結果

Game 37

COL 38 vs 80 TUR
(8-15, 13-22, 7-27, 10-16)

Game Duration: 1:38

Referee: ROSENBERG Helen

Commissioner: COSSAER Dirk

Umpires: ZAMPONI Maurizio; URUNUELA Juan

Scoring by 5 min intervals:	COL		TUR		Q1		Q2		Q3		Q4	
	2	8	14	21	28	28	36	38	47	64	73	80
	10	15	27	37	47	64	73	80				

COL - Colombia

No.	Name	Sport Class	MIN	Field Goals		2 Points		3 Points		Free Throws		Rebounds			AS	TO	ST	BS	PF	FD	+/-	PTS	
				M/A	%	M/A	%	M/A	%	M/A	%	OR	DR	TOT									
*3	VEGA Raul	1.0	38:58	0/1	0			0/1	0			2	2	4		1			2	1	-40	0	
*4	GARCES Hector	3.5	10:43	0/3	0	0/3	0						3	3		1		1	1		-9	0	
5	ALZATE Guillermo	1.5	17:15	3/5	60	3/5	60								1				2		-9	6	
9	FLOREZ Andres	1.0	9:08									1		1		2			1	1	-6	0	
10	LEEP Jose	3.0	23:28	1/2	50			1/2	50	1/1	100		3	3	4					4	-29	4	
14	DIAZ Daniel (C)	4.5	23:28	4/10	40	4/8	50	0/2	0	1/3	33		4	4	3	2	2		3	3	-29	9	
18	ESCOBAR Juan	3.5	3:29	0/1	0	0/1	0								1						-15	0	
*19	HERNANDEZ Jhon	3.5	19:00	3/13	23	2/11	18	1/2	50				3	3	2	3	1		2		-17	7	
20	SANZ Nelson	4.5	18:06	4/9	44	4/9	44						2	2	2	2	1		4	1	-10	8	
*23	VARGAS Jhoan	2.0	14:39	1/5	20	1/5	20					1		1		2					-29	2	
30	PEREZ Rodrigo	4.0	11:46	0/5	0	0/4	0	0/1	0				2	2	1						-11	0	
*33	GRANADOS Joymar	2.5	10:00	1/4	25	1/4	25					1	4	5					1		-6	2	
Team / Coach												1	2	3		2							
Totals				17/58	29	15/50	30	2/8	25	2/4	50	6	25	31	13	16	4	1	16	10	-42	38	
Coach		DO NASCIMENTO CARDOSO Ana Lucia (BRA)																					
Assistant Coach		WELL de LAS SALAS Elkin Alfonso																					

TUR - Turkey

No.	Name	Sport Class	MIN	Field Goals		2 Points		3 Points		Free Throws		Rebounds			AS	TO	ST	BS	PF	FD	+/-	PTS	
				M/A	%	M/A	%	M/A	%	M/A	%	OR	DR	TOT									
*3	ACAR Deniz	2.5	30:00	7/10	70	7/10	70			0/1	0	1	5	6	2				2	2	36	14	
*5	GURBULAK Ozgur (C)	4.0	25:12	8/14	57	6/11	55	2/3	67	1/2	50	1	6	7	11	2	4				2	36	19
6	GUNAYDIN Mucahit	4.0	10:00	2/5	40	2/5	40						3	3	3				1	1	6	4	
7	EFETURK Ahmet	4.0	7:48	3/5	60	3/5	60			1/2	50		1	1	1	1					2	3	7
*9	TOPRAK Ugur	3.0	27:50	5/8	63	5/8	63			1/2	50		5	5	7	3	1		1	1	33	11	
*10	AR Ismail	1.5	26:51	2/2	100	2/2	100			1/1	100				2		1		3	2	35	5	
11	GUNDOGDU Fikri	1.0	5:36																		4	0	
15	SAYAK Selim	2.5	13:06	2/6	33	2/6	33			0/2	0								1	1	12	4	
*35	GUMUS Ferit	3.0	27:40	5/10	50	5/10	50					1	6	7	3	1	1		1	2	34	10	
36	TOPTAS Samet	4.5	7:00	2/3	67	2/3	67			2/2	100		4	4		1			1	1	3	6	
47	AKSOY Ridvan	1.0	10:00	0/2	0	0/2	0					1		1							6	0	
52	GULEM Volkan	2.0	8:57	0/1	0	0/1	0						3	3	1				1	1	2	0	
Team / Coach												3	3	6		1							
Totals				36/66	55	34/63	54	2/3	67	6/12	50	7	36	43	30	9	7		11	16	42	80	
Coach		AKIN Ahmet																					
Assistant Coach		KILIC Erdinc																					
		BUKEN Ozgur Emrah																					

	COL	TUR
Points from Turnovers	4	17
Points in the Paint	22 (11/31) 35%	44 (22/43) 51%
Second Chance Points	2	9
Fast Break Points	2	14
Bench Points	27	21

	COL	TUR
Biggest Lead		42
Biggest Scoring Run	4-0 (14-25)	20-0 (28-65)
Lead Changes		
Times Tied		
Time Leading	0:00	39:49

Legend:			
%	Shooting Percentage	(C)	Captain
BS	Blocked Shots	DR	Defensive Rebounds
No.	Uniform Number	OR	Offensive Rebounds
ST	Steals	TO	Turnovers
*	Game Starters	FD	Fouls Drawn
+/-	Plus-Minus	PF	Fouls
M/A	Made / Attempts	TOT	Total Rebounds
PTS	Points	AS	Assists
		MIN	Minutes Played
		Qx	Quarter Time



Results

結果

Game 40

USA 66 vs 38 AUS
(17-15, 21-11, 16-4, 12-8)

Attendance: 810

Game Duration: 1:32

Referee: RADYKAS Linas

Commissioner: TIMMS Janine

Umpires: NIKAIIDO Shunsuke; ETZELMUELLER Erik

Scoring by 5 min intervals:	USA	Q1		Q2		Q3		Q4	
		AUS	5	17	27	38	51	54	63
		8	15	18	26	28	30	30	38

USA - United States

No.	Name	Sport Class	MIN	Field Goals		2 Points		3 Points		Free Throws		Rebounds			AS	TO	ST	BS	PF	FD	+/-	PTS	
				M/A	%	M/A	%	M/A	%	M/A	%	OR	DR	TOT									
1	SANCHEZ Jorge	4.0	10:00	0/3	0	0/3	0			1/2	50	1	3	4	3		1			1	4	1	
2	WILLIAMS Jacob	2.5	33:50	10/19	53	7/14	50	3/5	60	1/2	50	1	7	8	7	1	5			2	31	24	
4	TUREK Joshua	3.5	10:00	0/3	0	0/3	0			3/4	75	1	2	3	1	1				3	12	3	
*5	PAYE Michael	3.0	20:00	1/3	33	1/3	33						2	2	3	2			2		6	2	
6	LESPERANCE Matt	1.0	20:00	1/1	100	1/1	100											1			22	2	
*7	NEISWENDER Ryan	2.0	16:10	2/2	100	2/2	100						2	2		1				3	1	4	
*8	BELL Brian	4.5	7:31	2/3	67	2/3	67														1	4	
9	SCOTT Matt	3.5	10:00	3/5	60	3/4	75	0/1	0			1	2	3	2						12	6	
*11	SERIO Steve (C)	3.5	30:00	5/13	38	5/11	45	0/2	0	5/5	100	2	7	9	4	2	2			5	24	15	
15	HINZE Nate	4.5	12:29	2/5	40	2/5	40			1/2	50		4	4		1	1		2	2	11	5	
16	JENIFER Trevon	2.5	23:50	0/3	0	0/3	0			0/2	0		1	3	3					1	19	0	
*33	BOIE John	1.0	6:10	0/1	0	0/1	0									1			1		-3	0	
Team / Coach																							
Totals				26/61	43	23/53	43	3/8	38	11/17	65	8	32	40	23	10	9			6	17	28	66
Coach		LYKINS Ron																					
Assistant Coach		TAYLOR Robert										SCHWAB Christina											

AUS - Australia

No.	Name	Sport Class	MIN	Field Goals		2 Points		3 Points		Free Throws		Rebounds			AS	TO	ST	BS	PF	FD	+/-	PTS	
				M/A	%	M/A	%	M/A	%	M/A	%	OR	DR	TOT									
1	WHITE Samuel	1.0	5:09	0/1	0	0/1	0														5	0	
2	TYNDALL Jeremy	1.5	17:32									1	1		1				1		-22	0	
*5	LATHAM Bill	4.0	23:28	6/13	46	6/13	46			1/2	50	2	7	9	3				3	1	-7	13	
6	STIBNERS Brett	4.0	15:23	0/4	0	0/3	0	0/1	0			6	6	1	1				2		-15	0	
*7	NORRIS Shaun (C)	3.0	23:08	5/10	50	5/9	56	0/1	0	1/6	17	3	3	6	2	2			1	3	-10	11	
*8	ROBINS Kim	3.0	19:21	2/8	25	2/8	25					1	1	2	3		1		2	2	-6	4	
9	KNOWLES Tristan	4.0	13:57	0/3	0	0/2	0	0/1	0				4	4	2	3			2		-17	0	
*10	BLAIR Jannik	1.0	17:19	0/1	0	0/1	0					1	1	2		1	1		2		-11	0	
*11	O'NEILL-THORNE Tom	3.0	21:27	2/6	33	2/6	33					1	2	3	7	3	1		1		-14	4	
12	McSHANE Matthew	1.5	20:39	0/3	0	0/3	0					1	1	1	1		1		2		-22	0	
15	AUPRINCE Michael	4.0	7:51	2/5	40	2/4	50	0/1	0				2	2		1	1				-11	4	
33	McPHAIL John	3.0	14:46	1/6	17	1/6	17						2	2	1				1		-10	2	
Team / Coach																							
Totals				18/60	30	18/56	32	0/4	0	2/8	25	10	30	40	17	17	5			17	6	-28	38
Coach		FRIDAY Craig																					
Assistant Coach		NESS Brad										MIZENS Grant											

	USA	AUS
Points from Turnovers	16	7
Points in the Paint	36 (18/37) 49%	26 (13/32) 41%
Second Chance Points	7	7
Fast Break Points	14	2
Bench Points	41	6

	USA	AUS
Biggest Lead	34	6
Biggest Scoring Run	15-0 (53-28)	4-0 (0-4)
Lead Changes		3
Times Tied		1
Time Leading	32:41	6:51

Legend:			
%	Shooting Percentage	(C)	Captain
BS	Blocked Shots	DR	Defensive Rebounds
No.	Uniform Number	OR	Offensive Rebounds
ST	Steals	TO	Turnovers
*	Game Starters	FD	Fouls Drawn
+/-	Plus-Minus	PF	Fouls
M/A	Made / Attempts	PTS	Points
AS	Assists	MIN	Minutes Played
Qx	Quarter Time	TOT	Total Rebounds



Results

結果

Game 43

CAN 74 vs 64 KOR
(21-17, 15-15, 17-15, 21-17)

Game Duration: 1:35

Referee: WOOD Ben

Commissioner: MAGALLANES Juan

Umpires: KOC Yekta Sansal; YAP Poh Boon

Scoring by 5 min intervals:		CAN		Q1		Q2		Q3		Q4		KOR	
		12	21	25	36	45	53	59	74				
		6	17	24	32	36	47	62	64				

CAN - Canada

No.	Name	Sport Class	MIN	Field Goals		2 Points		3 Points		Free Throws		Rebounds			AS	TO	ST	BS	PF	FD	+/-	PTS	
				M/A	%	M/A	%	M/A	%	M/A	%	OR	DR	TOT									
*4	GONCIN Nikola	4.5	33:48	9/18	50	6/13	46	3/5	60	2/3	67		4	4	10	4	1		2	2	20	23	
5	GREEN Deion	3.5	DNP																				
*6	HEDGES Robert (C)	2.5	34:14	5/12	42	5/12	42					1	3	4	4				3	2	16	10	
7	DALLAIRE Vincent	1.5	DNP																				
8	MUTWARE Blaise	3.5	DNP																				
9	HIGGINS Colin	4.5	7:31	0/2	0	0/1	0	0/1	0						2	1			2	1	-6	0	
*10	MELYMICK Lee	1.0	27:51	3/6	50	3/6	50					1	1	2					1		5	6	
11	JASSMAN Chad	1.5	11:52	1/1	100	1/1	100								1						-8	2	
*12	ANDERSON Patrick	4.5	38:41	11/18	61	9/13	69	2/5	40	5/5	100	1	8	9	6	2	3	1	2	8	6	29	
13	VERMETTE Jonathan	1.0	6:23										1	1						1	11	0	
*14	MILLER Tyler	1.5	33:54	2/2	100	2/2	100					1	2	3					2	1	12	4	
15	OSTEPCHUK Garrett	2.0	5:46	0/1	0	0/1	0					1		1		1					-6	0	
Team / Coach												1	3	4									
Totals				31/60	52	26/49	53	5/11	45	7/8	88	6	22	28	23	9	5	1	12	15	10	74	
Coach		FERIANI Matteo (ITA)																					
Assistant Coach		JOHNSON Joey										PALMER Nicolas											

KOR - Republic of Korea

No.	Name	Sport Class	MIN	Field Goals		2 Points		3 Points		Free Throws		Rebounds			AS	TO	ST	BS	PF	FD	+/-	PTS
				M/A	%	M/A	%	M/A	%	M/A	%	OR	DR	TOT								
4	KIM Ho Yong	3.0	3:27												1					1	-7	0
*6	HWANG Woosung	2.0	5:44										1	1	1				2		-6	0
7	KIM Taek	2.5	2:54	1/1	100	1/1	100					1		1							1	2
*10	OH Dong Suk	2.0	9:11	0/2	0			0/2	0				2	2		1			1		-13	0
11	KWAK Jun Seong	1.0	34:16	3/5	60	3/5	60					2	4	6	1	1			1	1	-4	6
12	YANG Dong Gil	4.0	8:58	1/2	50	1/2	50					1	2	3	1		1				-1	2
*16	LEE Younjoo	3.5	5:44	0/1	0	0/1	0						1	1	1						-6	0
23	CHO Seung Hyun (C)	4.0	34:16	9/19	47	7/13	54	2/6	33	2/3	67	1	3	4	4	5		1	4	3	-4	22
*24	LEE Chi Won	2.5	2:50																		-7	0
39	KIM Sangyeol	4.0	21:51	4/13	31	4/13	31					3	6	9	6				3	2	4	8
*40	GIM Dong Hyeon	4.0	40:00	9/17	53	9/16	56	0/1	0	2/2	100	1	2	3	7	1	1		3	4	-10	20
44	LEE Byoung Jai	1.0	30:49	2/3	67	2/3	67			0/1	0	1	1	2	1		1		2	1	3	4
Team / Coach												2	1	3		1						
Totals				29/63	46	27/54	50	2/9	22	4/6	67	12	23	35	22	10	3	1	16	12	-10	64
Coach		KO Kwangyub																				
Assistant Coach		KIM Young Moo																				

	CAN	KOR
Points from Turnovers	19	15
Points in the Paint	24 (12/21) 57%	34 (17/27) 63%
Second Chance Points	5	18
Fast Break Points		2
Bench Points	2	44

	CAN	KOR
Biggest Lead	13	3
Biggest Scoring Run	9-0 (45-34)	7-0 (49-43)
Lead Changes		8
Times Tied		1
Time Leading	34:37	4:28

Legend:			
%	Shooting Percentage	(C)	Captain
BS	Blocked Shots	DNP	Did Not Play
MIN	Minutes Played	No.	Uniform Number
Qx	Quarter Time	ST	Steals
*	Game Starters	DR	Defensive Rebounds
+/-	Plus-Minus	OR	Offensive Rebounds
AS	Assists	PF	Fouls
M/A	Made / Attempts	TOT	Total Rebounds
PTS	Points		



Results

結果

Game 45

ESP 79 vs 61 JPN

(22-18, 26-12, 12-17, 19-14)

Game Duration: 1:42

Referee: GAMEZ Mauricio

Commissioner: van MEURS Nathalie

Umpires: REHLING Carsten; GAUTHIER Sebastien

Scoring by 5 min intervals:	ESP	Q1		Q2		Q3		Q4	
		JPN	8	22	34	48	53	60	67
		9	18	24	30	42	47	51	61

ESP - Spain

No.	Name	Sport Class	MIN	Field Goals		2 Points		3 Points		Free Throws		Rebounds			AS	TO	ST	BS	PF	FD	+/-	PTS	
				M/A	%	M/A	%	M/A	%	M/A	%	OR	DR	TOT									
*5	STIX SOTO Daniel	1.5	40:00	2/4	50	2/4	50					2	5	7	1	3	1		3		18	4	
7	ZARZUELA BELTRAN Pablo Jesus	3.0	DNP																				
8	SANCHEZ LARA Francisco	1.0	15:00	0/1	0	0/1	0												2		7	0	
*9	ZARZUELA BELTRAN Alejandro	3.0	30:26	6/9	67	6/9	67			1/3	33	1	9	10	1	2				3	14	13	
10	DIALLO DIOUF Amadou	3.0	10:42	3/4	75	3/4	75					1	1	2			1		4	1	5	6	
11	RUIZ JORDAN Jordi	2.5	19:05	5/13	38	5/12	42	0/1	0						1	2			4	1	10	10	
*13	GARCIA PEREIRO Asier (C)	4.0	40:00	12/23	52	12/20	60	0/3	0	3/4	75	1	11	12	17	2	3		2	7	18	27	
*14	MOURIZ DOPICO David	2.5	5:55	1/2	50	1/2	50														1	2	
16	ONRUBIA GONZALEZ Oscar	1.5	DNP																				
24	ORTEGA LAFUENTE Ignacio	4.0	9:06	3/4	75	3/4	75			2/2	100		2	2					1	2	6	8	
*28	LORENZO DIAZ Manuel	3.0	23:52	1/2	50	1/2	50					1	2	3	1	1	1	1	3	3	10	2	
51	ALEJOS ALONSO Agustin	4.5	5:54	1/5	20	1/5	20			5/6	83		3	3					1	3	1	7	
Team / Coach												2	5	7		3							
Totals				34/67	51	34/63	54	0/4	0	11/15	73	8	38	46	21	17	6	1	20	20	18	79	
Coach		TRIGO DIEZ Oscar																					
Assistant Coach		LOPEZ MARTINEZ Francisco										CARVAJAL PICHEL Javier											

JPN - Japan

No.	Name	Sport Class	MIN	Field Goals		2 Points		3 Points		Free Throws		Rebounds			AS	TO	ST	BS	PF	FD	+/-	PTS	
				M/A	%	M/A	%	M/A	%	M/A	%	OR	DR	TOT									
*1	TOYOSHIMA Akira (C)	2.0	18:29	2/2	100	2/2	100						1	1	3	2			1	1	-8	4	
2	CHOKAI Renshi	2.5	20:00	5/9	56	5/9	56			1/2	50		5	5	2	3	2		3	7	0	11	
6	KAWAHARA Rin	1.5	14:06	0/1	0	0/1	0								1	1	1			1	-7	0	
7	FURUSAWA Takuya	3.0	13:27	7/16	44	7/11	64	0/5	0	1/2	50	1		1	1				1	3	-9	15	
*8	AKAISHI Ryuga	2.5	30:28	3/8	38	3/7	43	0/1	0				1	1	5	2	1		2	1	-14	6	
*10	MIYAJIMA Tetsuya	4.0	11:05							1/4	25		3	3	2	1			1	2	-9	1	
11	FUJISAWA Kiyoshi	2.0	6:45	0/1	0	0/1	0								1	1			1		-1	0	
*13	FUJIMOTO Reo	4.5	22:12	4/12	33	3/7	43	1/5	20				5	5	3	2					-3	9	
21	TAKAMATSU Yoshinobu	4.0	6:45									1	2	3					3		-1	0	
25	AKITA Kei	3.5	23:15	2/9	22	2/8	25	0/1	0				1	2	3	1		1	3		-13	4	
*26	IWAI Takayoshi	1.0	19:09	0/1	0	0/1	0												1	3	-10	0	
55	KOZAI Hiroaki	3.5	14:19	4/7	57	2/4	50	2/3	67	1/5	20		3	3	2	2			4	2	-15	11	
Team / Coach												2	4	6									
Totals				27/66	41	24/51	47	3/15	20	4/13	31	5	26	31	21	15	5			20	20	-18	61
Coach		KYOYA Kazuyuki																					
Assistant Coach		OIKAWA Shimpei																					

	ESP	JPN
Points from Turnovers	20	9
Points in the Paint	54 (27/43) 63%	26 (13/19) 68%
Second Chance Points	10	4
Fast Break Points	3	10
Bench Points	31	41

	ESP	JPN
Biggest Lead	18	1
Biggest Scoring Run	10-0 (32-22)	6-0 (8-9)
Lead Changes		4
Times Tied		2
Time Leading	38:09	0:34

Legend:			
%	Shooting Percentage	(C)	Captain
BS	Blocked Shots	DNP	Did Not Play
MIN	Minutes Played	No.	Uniform Number
Qx	Quarter Time	ST	Steals
*	Game Starters	DR	Defensive Rebounds
+/-	Plus-Minus	OR	Offensive Rebounds
AS	Assists	PF	Fouls
M/A	Made / Attempts	TOT	Total Rebounds
PTS	Points		



Results

結果

Game 46

COL 52 vs 63 CAN
(7-15, 12-20, 18-16, 15-12)

Game Duration: 1:36

Referee: ONO Hiroki

Commissioner: COSSAER Dirk

Umpires: PAJER Tomas; CARMONA Hector

Scoring by 5 min intervals:	COL	Q1	Q2	Q3	Q4	CAN
		3	7	15	19	23
		5	15	25	35	45
				45	51	55
						52
						63

COL - Colombia

No.	Name	Sport Class	MIN	Field Goals		2 Points		3 Points		Free Throws		Rebounds			AS	TO	ST	BS	PF	FD	+/-	PTS		
				M/A	%	M/A	%	M/A	%	M/A	%	OR	DR	TOT										
*3	VEGA Raul	1.0	31:51	0/2	0	0/2	0						2	2		2			5	1	-14	0		
4	GARCES Hector	3.5	6:08																			-2	0	
5	ALZATE Guillermo	1.5	DNP																					
9	FLOREZ Andres	1.0	8:09									1	1	2								3	0	
*10	LEEP Jose	3.0	40:00	2/5	40	2/2	100	0/3	0	2/2	100	1	4	5	5	2			1	2	-11	6		
*14	DIAZ Daniel (C)	4.5	30:58	7/13	54	7/11	64	0/2	0	4/5	80	3	8	11	2	3	1		5	6	-6	18		
18	ESCOBAR Juan	3.5	DNP																					
*19	HERNANDEZ Jhon	3.5	33:52	4/16	25	4/14	29	0/2	0	0/1	0		7	7	5	1			1	4	-9	8		
20	SANZ Nelson	4.5	9:02	1/3	33	1/3	33			2/4	50	1	1	2	1	2			2	2	-5	4		
*23	VARGAS Jhoan	2.0	40:00	8/17	47	8/17	47						3	3	5	1	1	1	3	1	-11	16		
30	PEREZ Rodrigo	4.0	DNP																					
33	GRANADOS Joymar	2.5	DNP																					
Team / Coach												1	3	4		1								
Totals				22/56	39	22/49	45	0/7	0	8/12	67	7	29	36	18	12	2	2	17	16	-11	52		
Coach		DO NASCIMENTO CARDOSO Ana Lucia (BRA)																						
Assistant Coach		WELL de LAS SALAS Elkin Alfonso																						

CAN - Canada

No.	Name	Sport Class	MIN	Field Goals		2 Points		3 Points		Free Throws		Rebounds			AS	TO	ST	BS	PF	FD	+/-	PTS	
				M/A	%	M/A	%	M/A	%	M/A	%	OR	DR	TOT									
*4	GONCIN Nikola	4.5	30:27	7/15	47	6/12	50	1/3	33			1	6	7	8		1		1	4	3	15	
5	GREEN Deion	3.5	DNP																				
*6	HEDGES Robert (C)	2.5	40:00	4/12	33	4/12	33			2/2	100		4	4	3	1		1	4	2	11	10	
7	DALLAIRE Vincent	1.5	5:44	0/2	0	0/2	0												2		-8	0	
8	MUTWARE Blaise	3.5	DNP																				
9	HIGGINS Colin	4.5	13:39	5/9	56	5/8	63	0/1	0	4/4	100	2	2	4	1				1	2	4	14	
*10	MELYMICK Lee	1.0	6:52	0/1	0	0/1	0														-4	0	
11	JASSMAN Chad	1.5	5:58																		10	0	
*12	ANDERSON Patrick	4.5	35:54	8/21	38	8/18	44	0/3	0	6/6	100	4	13	17	8	2	3	1	1	6	15	22	
13	VERMETTE Jonathan	1.0	33:08	1/2	50	1/2	50					1	1	2			1		3	1	15	2	
*14	MILLER Tyler	1.5	28:18	0/1	0	0/1	0			0/2	0	1	1	2		1			4	2	9	0	
15	OSTEPCHUK Garrett	2.0	DNP																				
Team / Coach												1	1	2					1				
Totals				25/63	40	24/56	43	1/7	14	12/14	86	10	28	38	20	4	5	2	17	17	11	63	
Coach		FERIANI Matteo (ITA)																					
Assistant Coach		JOHNSON Joey										PALMER Nicolas											

	COL	CAN
Points from Turnovers	5	15
Points in the Paint	26 (13/22) 59%	28 (14/30) 47%
Second Chance Points	4	6
Fast Break Points	4	6
Bench Points	4	16

	COL	CAN
Biggest Lead	3	22
Biggest Scoring Run	6-0 (43-53)	7-0 (3-7)
Lead Changes		1
Times Tied		
Time Leading	2:01	35:13

Legend:			
%	Shooting Percentage	(C)	Captain
BS	Blocked Shots	DNP	Did Not Play
MIN	Minutes Played	No.	Uniform Number
Qx	Quarter Time	ST	Steals
*	Game Starters	DR	Defensive Rebounds
		OR	Offensive Rebounds
		TO	Turnovers
+/-	Plus-Minus	FD	Fouls Drawn
		PF	Fouls
AS	Assists	TOT	Total Rebounds
M/A	Made / Attempts		
PTS	Points		



Results

結果

Game 47

GER 56 vs 53 IRI
(16-13, 13-12, 18-8, 9-20)

Game Duration: 1:34

Referee: URUNUELA Juan

Commissioner: van MEURS Nathalie

Umpires: ROSENBERG Helen; WOOD Ben

Scoring by 5 min intervals:	GER	Q1	Q2	Q3	Q4	IRI
		8 16	18 29	38 47	53 56	
		6 13	19 25	29 33	44 53	

GER - Germany

No.	Name	Sport Class	MIN	Field Goals		2 Points		3 Points		Free Throws		Rebounds			AS	TO	ST	BS	PF	FD	+/-	PTS	
				M/A	%	M/A	%	M/A	%	M/A	%	OR	DR	TOT									
4	SCHORP Phillip	1.0	DNP																				
*5	DREIMUELLER Nico	2.0	32:48	2/5	40	1/4	25	1/1	100			1	4	5	4	1			1	1	5	5	
6	GUENTNER Matthias	4.5	DNP																				
*7	HUBER Christopher	1.0	35:43	1/2	50	1/2	50						5	5		1			1		5	2	
*8	BIENEK Andre	3.0	31:53	1/6	17	1/5	20	0/1	0			1	5	6	3		1		2	2	2	2	
9	HELL Tobias	1.0	DNP																				
10	HALLER Jan (C)	2.0	7:12	0/1	0	0/1	0												1		-2	0	
11	SADLER Jan	3.0	4:17	0/1	0	0/1	0			0/2	0	1		1	1					1	-2	0	
12	ALBRECHT Jens Eicke	3.0	19:03	2/5	40	2/5	40			1/2	50		2	2	1				2	2	-1	5	
*13	BOEHME Thomas	3.0	33:21	5/20	25	4/13	31	1/7	14	4/6	67	2	4	6	7	2			1	5	3	15	
*14	HALOUSKI Aliaksandr	4.5	35:43	11/19	58	11/16	69	0/3	0	5/7	71	3	12	15	5		1		4	5	5	27	
15	BESTWICK Joseph	4.5	DNP																				
Team / Coach												1		1									
Totals				22/59	37	20/47	43	2/12	17	10/17	59	9	32	41	21	4	3	1	8	15	3	56	
Coach		ZELTINGER Nicolai																					
Assistant Coach		KLUCK Martin																					

IRI - Islamic Rep. of Iran

No.	Name	Sport Class	MIN	Field Goals		2 Points		3 Points		Free Throws		Rebounds			AS	TO	ST	BS	PF	FD	+/-	PTS	
				M/A	%	M/A	%	M/A	%	M/A	%	OR	DR	TOT									
4	AYASHI Faleh	2.0	12:25	0/1	0	0/1	0					1		1	2				3		0	0	
*5	ABDI Hassan	2.0	18:47	2/3	67	2/3	67						2	2	1				2		-11	4	
6	AHMADI Amirreza	3.5	DNP																				
7	TOLOUEI TAMARDASH Mohsen	3.5	8:48	2/2	100	2/2	100						3	3	4					2	8	4	
*8	SAADATPOORMOGHADAM Vahid	2.5	31:12	4/8	50	4/8	50					1		1	1	1			2	1	-11	8	
9	ZAKERI DEHVOSTA Dania	1.0	8:48	1/1	100	1/1	100						1	1					3		8	2	
*10	MOHAMMAD NEZHAD Mohammad	1.0	40:00	3/5	60	3/5	60						3	3	1					2	-3	6	
11	GHARANJIK Abdoljalil	1.5	DNP																				
*12	SAYARI Mohammadhassan	4.0	39:20	8/26	31	8/24	33	0/2	0			1	14	15	8				3	1	-1	16	
13	EIVAZI Reza	4.0	DNP																				
*14	KAMALI Mojtaba	4.5	40:00	5/17	29	3/15	20	2/2	100	1/2	50	4	5	9	5	2	1		2	2	-3	13	
15	BAGZADEHFARD Iman (C)	4.0	0:40	0/1	0	0/1	0														-2	0	
Team / Coach														3	3		1						
Totals				25/64	39	23/60	38	2/4	50	1/2	50	7	31	38	22	4	2			15	8	-3	53
Coach		AGHAKOUCHEKI Abbas																					
Assistant Coach		ESHGH Kamal																					

	GER	IRI
Points from Turnovers	4	2
Points in the Paint	18 (9/21) 43%	26 (13/25) 52%
Second Chance Points	9	4
Fast Break Points	4	
Bench Points	5	6

	GER	IRI
Biggest Lead	14	1
Biggest Scoring Run	7-0 (40-29)	9-0 (16-17)
Lead Changes		4
Times Tied		3
Time Leading	37:05	1:04

Legend:			
%	Shooting Percentage	(C)	Captain
BS	Blocked Shots	DNP	Did Not Play
MIN	Minutes Played	No.	Uniform Number
Qx	Quarter Time	ST	Steals
*	Game Starters	DR	Defensive Rebounds
+/-	Plus-Minus	OR	Offensive Rebounds
AS	Assists	PF	Fouls
M/A	Made / Attempts	TOT	Total Rebounds
PTS	Points		



Results

結果

Game 48

TUR 55 vs 67 JPN
(12-9, 15-19, 17-17, 11-22)

Game Duration: 1:25

Referee: MATHIAS Gustavo

Commissioner: ANG Kean Koo

Umpires: HARGREAVES Darrell; QUINTANA Matias

Scoring by 5 min intervals:	TUR	Q1		Q2		Q3		Q4		JPN
		10	12	21	27	38	44	51	55	
		2	9	22	28	36	45	55	67	

TUR - Turkey

No.	Name	Sport Class	MIN	Field Goals		2 Points		3 Points		Free Throws		Rebounds			AS	TO	ST	BS	PF	FD	+/-	PTS		
				M/A	%	M/A	%	M/A	%	M/A	%	OR	DR	TOT										
*3	ACAR Deniz	2.5	17:37	2/3	67	2/3	67					1		1				1				-4	4	
*5	GURBULAK Ozgur (C)	4.0	33:25	4/17	24	3/11	27	1/6	17			1	8	9	6	8	1		4	1		-19	9	
6	GUNAYDIN Mucahit	4.0	13:41	3/4	75	3/4	75					1	2	3	2	1	1					0	6	
7	EFETURK Ahmet	4.0	11:17	1/6	17	1/6	17							3			1					-1	2	
*9	TOPRAK Ugur	3.0	40:00	8/15	53	7/11	64	1/4	25	0/1	0		6	6	2	2	2		3	2		-12	17	
*10	AR Ismail	1.5	27:29	4/7	57	4/7	57			1/2	50		3	3	2	4					2	-11	9	
11	GUNDOGDU Fikri	1.0	DNP																					
15	SAYAK Selim	2.5	4:00																			0	0	
*35	GUMUS Ferit	3.0	21:37	3/6	50	3/6	50					1	3	4	2	1				1		-4	6	
36	TOPTAS Samet	4.5	DNP																					
47	AKSOY Ridvan	1.0	18:23	1/2	50	1/2	50					2		2								-8	2	
52	GULEM Volkan	2.0	12:31															1				-1	0	
Team / Coach												1	2	3										
Totals				26/60	43	24/50	48	2/10	20	1/3	33	7	24	31	17	16	5	1	8	6		-12	55	
Coach		AKIN Ahmet																						
Assistant Coach		KILIC Erdinc										BUKEN Ozgur Emrah												

JPN - Japan

No.	Name	Sport Class	MIN	Field Goals		2 Points		3 Points		Free Throws		Rebounds			AS	TO	ST	BS	PF	FD	+/-	PTS	
				M/A	%	M/A	%	M/A	%	M/A	%	OR	DR	TOT									
*1	TOYOSHIMA Akira (C)	2.0	25:01	1/2	50	1/2	50							5	1						7	2	
*2	CHOKAI Renshi	2.5	40:00	2/10	20	2/8	25	0/2	0			1	13	14	8	3	4			3		12	4
*6	KAWAHARA Rin	1.5	21:14									2	1	3				1	1		-1	0	
7	FURUSAWA Takuya	3.0	14:59	3/9	33	3/8	38	0/1	0				2	2	3	1		1	2		5	6	
8	AKAISHI Ryuga	2.5	33:45	1/5	20	1/5	20					1	2	3	5	2		1			18	2	
10	MIYAJIMA Tetsuya	4.0	DNP																				
11	FUJISAWA Kiyoshi	2.0	DNP																				
*13	FUJIMOTO Reo	4.5	21:14	9/18	50	8/15	53	1/3	33			2	3	5		2	2			1	-1	19	
21	TAKAMATSU Yoshinobu	4.0	DNP																				
*25	AKITA Kei	3.5	25:01	6/8	75	6/7	86	0/1	0			1	3	4		2	1	3			7	12	
26	IWAI Takayoshi	1.0	DNP																				
55	KOZAI Hiroaki	3.5	18:46	10/15	67	8/12	67	2/3	67				1	1	2		1			1	13	22	
Team / Coach												2	2	4									
Totals				32/67	48	29/57	51	3/10	30			9	27	36	23	12	8		6	8		12	67
Coach		KYOYA Kazuyuki																					
Assistant Coach		OIKAWA Shimpei																					

	TUR	JPN
Points from Turnovers	14	20
Points in the Paint	34 (17/30) 57%	38 (19/30) 63%
Second Chance Points	6	6
Fast Break Points	4	16
Bench Points	10	30

	TUR	JPN
Biggest Lead	8	12
Biggest Scoring Run	10-0 (10-2)	8-0 (21-26)
Lead Changes		8
Times Tied		3
Time Leading	20:28	17:03

Legend:			
%	Shooting Percentage	(C)	Captain
BS	Blocked Shots	DNP	Did Not Play
MIN	Minutes Played	No.	Uniform Number
Qx	Quarter Time	ST	Steals
*	Game Starters	DR	Defensive Rebounds
+/-	Plus-Minus	OR	Offensive Rebounds
AS	Assists	PF	Fouls
M/A	Made / Attempts	TOT	Total Rebounds
PTS	Points		



Results

結果

Game 49

AUS 69 vs 70 GBR
(27-12, 11-13, 17-25, 14-20)

Game Duration: 1:37

Referee: GAUTHIER Sebastien

Commissioner: MAGALLANES Juan

Umpires: HSIEH Shu-Fei; REHLING Carsten

Scoring by 5 min intervals:	AUS	Q1		Q2		Q3		Q4	
		GBR							
		13	27	33	38	42	55	61	69
		9	12	16	25	37	50	58	70

AUS - Australia

No.	Name	Sport Class	MIN	Field Goals		2 Points		3 Points		Free Throws		Rebounds			AS	TO	ST	BS	PF	FD	+/-	PTS	
				M/A	%	M/A	%	M/A	%	M/A	%	OR	DR	TOT									
1	WHITE Samuel	1.0	11:12																				
2	TYNDALL Jeremy	1.5	5:33	0/1	0	0/1	0					1	1									0	
*5	LATHAM Bill	4.0	32:58	3/11	27	3/11	27						10	10	5	3		2	4			3	
6	STIBNERS Brett	4.0	DNP																				
*7	NORRIS Shaun (C)	3.0	34:27	10/19	53	10/18	56	0/1	0	1/4	25	3	4	7	8		2		2	5		-1	
*8	ROBINS Kim	3.0	25:27	0/1	0	0/1	0						5	5	2				1	3		-14	
9	KNOWLES Tristan	4.0	5:33	2/2	100	2/2	100			1/1	100				3	1			2			0	
*10	BLAIR Jannik	1.0	23:15	1/1	100	1/1	100							1	1	2			3			7	
*11	O'NEILL-THORNE Tom	3.0	40:00	10/22	45	7/14	50	3/8	38				5	5	8	4	1		3	1		-1	
12	McSHANE Matthew	1.5	5:33	2/3	67	2/3	67												1			0	
15	AUPRINCE Michael	4.0	7:02	2/3	67	2/3	67			2/4	50	2	1	3	1				1	2		-4	
33	McPHAIL John	3.0	9:00	1/2	50	1/2	50						2	2	2		1					13	
Team / Coach												1	1		1								
Totals				31/65	48	28/56	50	3/9	33	4/9	44	7	27	34	28	11	5	2	18	11		-1	69
Coach		FRIDAY Craig																					
Assistant Coach		NESS Brad										MIZENS Grant											

GBR - Great Britain

No.	Name	Sport Class	MIN	Field Goals		2 Points		3 Points		Free Throws		Rebounds			AS	TO	ST	BS	PF	FD	+/-	PTS	
				M/A	%	M/A	%	M/A	%	M/A	%	OR	DR	TOT									
*4	CHOUHRY Gaz	4.0	30:13	11/17	65	10/15	67	1/2	50	5/5	100		8	8	11	3	1		2	5	12	28	
7	BYWATER Terry	4.5	5:52	1/6	17	1/3	33	0/3	0				3	3								-8	
*9	BROWN Harrison	2.5	34:06	0/5	0	0/4	0	0/1	0			2	3	5	2	1	1		3	4		9	
*10	JAMA Abdi	1.0	33:43	2/4	50	2/4	50						1	1	1	1			3			6	
*12	WARBURTON Gregg	2.0	40:00	10/16	63	9/15	60	1/1	100	1/2	50	3	3	6	2	1	2		2	2		1	
13	SAGAR Ian (C)	3.0	9:47	1/5	20	1/5	20			1/2	50		2	2					1	1		-11	
*14	MANNING Lee	4.5	34:08	5/14	36	5/14	36			1/7	14	6	8	14	1	2	1	1	3	5		9	
15	FOX Ben	3.5	5:54	0/1	0	0/1	0								1					1		-8	
16	PALMER James	1.0	2:24																			-2	
17	MACSORLEY James	2.0	3:53																			-3	
18	BRIDGE Billy	3.0	DNP																				
20	EDWARDS Lewis	3.0	DNP																				
Team / Coach												1	1		3								
Totals				30/68	44	28/61	46	2/7	29	8/16	50	12	28	40	18	11	5	1	13	18		1	70
Coach		CHOUHRY Gaz																					
Assistant Coach		MANNING Lee																					

	AUS	GBR
Points from Turnovers	12	12
Points in the Paint	36 (18/35) 51%	28 (14/27) 52%
Second Chance Points	7	6
Fast Break Points	9	3
Bench Points	17	5

	AUS	GBR
Biggest Lead	20	1
Biggest Scoring Run	9-0 (22-11)	11-0 (38-29)
Lead Changes		3
Times Tied		2
Time Leading	37:31	1:13

Legend:			
%	Shooting Percentage	(C)	Captain
BS	Blocked Shots	DNP	Did Not Play
MIN	Minutes Played	No.	Uniform Number
Qx	Quarter Time	ST	Steals
*	Game Starters	DR	Defensive Rebounds
+/-	Plus-Minus	OR	Offensive Rebounds
AS	Assists	PF	Fouls
M/A	Made / Attempts	TOT	Total Rebounds
PTS	Points		



Results

結果

Game 50

ALG 25 vs 86 USA

(9-24, 4-23, 10-18, 2-21)

Game Duration: 1:20

Referee: TAHMASIAN Geghard

Commissioner: SCHOEMAN Andrew

Umpires: GAMEZ Mauricio; KOC Yekta Sansal

Scoring by 5 min intervals:	ALG	Q1	Q2	Q3	Q4	USA
		4	11	15	25	8
		9	13	23	25	24
		24	47	65	86	

ALG - Algeria

No.	Name	Sport Class	MIN	Field Goals		2 Points		3 Points		Free Throws		Rebounds			AS	TO	ST	BS	PF	FD	+/-	PTS	
				M/A	%	M/A	%	M/A	%	M/A	%	OR	DR	TOT									
*4	BAGHRADJI Oussama	1.5	7:22																			-8	0
5	BENREDOUANE Abdennour	4.0	16:27	0/5	0	0/3	0	0/2	0			1	1	1	2	2		3	1			-19	0
6	BADRANE Ayoub	2.5	16:27	2/4	50	2/3	67	0/1	0					1	1			2	1			-19	4
7	MANSOURI Rafik	2.0	13:33	2/4	50	2/4	50					1	1		2			1				-27	4
*8	ABASSI Mostefa	2.5	13:53									1	1		1					1		-21	0
9	GUEDOUN Nabil (C)	4.0	13:33	0/7	0	0/5	0	0/2	0	0/2	0	2	2	4	1	1	1		3			-27	0
10	BADACHE Hakim	4.0	2:38	0/1	0	0/1	0					1	1					2				-7	0
*11	LADJADJAT Samir	3.5	7:22	0/4	0	0/4	0					1	1	1	1	1		1				-8	0
12	ABBAD Abderraouf	1.0	32:38	0/2	0	0/2	0					1	1	1	1							-53	0
13	ZIDI Omar	4.0	13:33	0/6	0	0/6	0					1	1					1				-27	0
*14	MEGUEDDEM Abdelkarim	3.0	36:07	2/6	33	2/5	40	0/1	0			6	6	1				4	1			-55	4
*15	AYACHE Bilel	3.5	26:27	6/17	35	5/12	42	1/5	20			4	4	3	4	1		2	1			-34	13
Team / Coach												1	1	2		4							
Totals				12/56	21	11/45	24	1/11	9	0/2	0	5	18	23	9	17	3	1	16	8		-61	25
Coach		BRAHIMI Mustapha																					
Assistant Coach		BENAZOUZ Boualem																					

USA - United States

No.	Name	Sport Class	MIN	Field Goals		2 Points		3 Points		Free Throws		Rebounds			AS	TO	ST	BS	PF	FD	+/-	PTS	
				M/A	%	M/A	%	M/A	%	M/A	%	OR	DR	TOT									
1	SANCHEZ Jorge	4.0	20:00	4/7	57	4/7	57			1/2	50	1	2	3	3	1			1	4		27	9
2	WILLIAMS Jacob	2.5	16:06	6/10	60	5/8	63	1/2	50			2	5	7	5	1				1		27	13
4	TUREK Joshua	3.5	21:47	9/13	69	9/11	82	0/2	0	3/4	75	1	5	6	1	1	1		1	3		39	21
*5	PAYE Michael	3.0	18:20	5/6	83	5/6	83						3	3	6	2	3					28	10
6	LESPERANCE Matt	1.0	4:45									1	1									6	0
*7	NEISWENDER Ryan	2.0	27:45	3/5	60	3/5	60					4	4	1				2				36	6
*8	BELL Brian	4.5	7:22	2/4	50	2/4	50			1/1	100	1	1	2			1			1		8	5
9	SCOTT Matt	3.5	21:40	7/12	58	6/10	60	1/2	50	1/5	20	2	7	9	6	3	3		2	5		33	16
*11	SERIO Steve (C)	3.5	10:00	1/2	50	1/2	50						3	3	6					1		15	2
15	HINZE Nate	4.5	4:45	2/3	67	2/3	67					2	1	3	1							6	4
16	JENIFER Trevon	2.5	23:36									1	3	4	5	1	2		1	1		46	0
*33	BOIE John	1.0	23:54	0/2	0	0/2	0										1		1			34	0
Team / Coach												3	3										
Totals				39/64	61	37/58	64	2/6	33	6/12	50	10	38	48	34	9	11		8	16		61	86
Coach		LYKINS Ron																					
Assistant Coach		TAYLOR Robert SCHWAB Christina																					

	ALG	USA
Points from Turnovers		19
Points in the Paint	8 (4/16) 25%	44 (22/36) 61%
Second Chance Points	2	14
Fast Break Points	2	11
Bench Points	8	63

	ALG	USA
Biggest Lead		61
Biggest Scoring Run	4-0 (19-59)	16-0 (25-86)
Lead Changes		
Times Tied		
Time Leading	0:00	39:22

Legend:			
%	Shooting Percentage	(C)	Captain
BS	Blocked Shots	DR	Defensive Rebounds
No.	Uniform Number	OR	Offensive Rebounds
ST	Steals	TO	Turnovers
*	Game Starters	FD	Fouls Drawn
+/-	Plus-Minus	PF	Fouls
M/A	Made / Attempts	PTS	Points
AS	Assists	MIN	Minutes Played
Qx	Quarter Time		



Results

結果

Game 56

COL 70 vs 47 ALG (22-11, 11-15, 15-7, 22-14)

Game Duration: 1:36

Referee: HSIEH Shu-Fei

Commissioner: van MEURS Nathalie

Umpires: FRONCZAK Adam; VILLARD Celine

Scoring by 5 min intervals:	COL ALG	Q1		Q2		Q3		Q4	
		10	22	28	33	39	48	57	70
		5	11	17	26	29	33	43	47

COL - Colombia

No.	Name	Sport Class	MIN	Field Goals		2 Points		3 Points		Free Throws		Rebounds			AS	TO	ST	BS	PF	FD	+/-	PTS		
				M/A	%	M/A	%	M/A	%	M/A	%	OR	DR	TOT										
*3	VEGA Raul	1.0	26:21	1/1	100	1/1	100						2	2						3		10	2	
4	GARCES Hector	3.5	5:16	0/1	0	0/1	0									2						-1	0	
5	ALZATE Guillermo	1.5	20:00	1/1	100	1/1	100							1		1				2		12	2	
9	FLOREZ Andres	1.0	3:43	1/2	50	1/2	50					1	1									5	2	
*10	LEEP Jose	3.0	22:27	2/6	33	2/3	67	0/3	0	2/4	50	1	3	4	6	2				1	3	14	6	
*14	DIAZ Daniel (C)	4.5	31:50	6/13	46	6/12	50	0/1	0	2/2	100		13	13	7	5	4			2	2	24	14	
18	ESCOBAR Juan	3.5	DNP																					
*19	HERNANDEZ Jhon	3.5	38:20	11/18	61	11/17	65	0/1	0	6/9	67	3	8	11	9	2				3	9	20	28	
20	SANZ Nelson	4.5	6:15	2/4	50	2/4	50			1/3	33		2	2						1	2	-1	5	
*23	VARGAS Jhoan	2.0	29:56	4/12	33	4/12	33			1/2	50	1	2	3	4		1			2	4	19	9	
30	PEREZ Rodrigo	4.0	1:55													1	1			1		0	0	
33	GRANADOS Joymar	2.5	13:57	1/2	50	1/2	50					1		1	2	1	1				1	13	2	
Team / Coach												3	3	6		2								
Totals				29/60	48	29/55	53	0/5	0	12/20	60	9	34	43	29	13	10			15	21	23	70	
Coach		DO NASCIMENTO CARDOSO Ana Lucia (BRA)																						
Assistant Coach		WELL de LAS SALAS Elkin Alfonso																						

ALG - Algeria

No.	Name	Sport Class	MIN	Field Goals		2 Points		3 Points		Free Throws		Rebounds			AS	TO	ST	BS	PF	FD	+/-	PTS		
				M/A	%	M/A	%	M/A	%	M/A	%	OR	DR	TOT										
4	BAGHRADJI Oussama	1.5	DNP																					
5	BENREDOUANE Abdennour	4.0	8:45	2/2	100	2/2	100					2	2		3	1				3		-4	4	
6	BADRANE Ayoub	2.5	27:54	3/9	33	3/8	38	0/1	0	1/2	50	2	2	2	1	4				2	1	-10	7	
*7	MANSOURI Rafik	2.0	12:06	0/3	0	0/2	0	0/1	0			1	1	2						2	1	-13	0	
8	ABASSI Mostefa	2.5	DNP																					
*9	GUEDOUN Nabil (C)	4.0	17:50	1/11	9	1/8	13	0/3	0			2	3	5	4	1	1			4	2	-16	2	
10	BADACHE Hakim	4.0	DNP																					
11	LADJADJAT Samir	3.5	9:01	0/3	0	0/3	0						1	1								-14	0	
*12	ABBAD Abderraouf	1.0	40:00									2	2		1	2				3	1	-23	0	
*13	ZIDI Omar	4.0	19:03	2/7	29	2/7	29			1/4	25	1	7	8	5	2				1	3	-8	5	
*14	MEGUEDEDEM Abdelkarim	3.0	33:32	3/5	60	3/5	60			3/4	75	1	2	3		2	1			2	4	-15	9	
15	AYACHE Bilel	3.5	31:49	8/20	40	6/14	43	2/6	33	2/3	67		9	9	4	4				4	2	-12	20	
Team / Coach												1	1											
Totals				19/60	32	17/49	35	2/11	18	7/13	54	9	26	35	14	15	6	1			21	14	-23	47
Coach		BRAHIMI Mustapha																						
Assistant Coach		BENAZOUZ Boualem																						

	COL	ALG
Points from Turnovers	17	3
Points in the Paint	42 (21/35) 60%	16 (8/22) 36%
Second Chance Points	7	8
Fast Break Points	12	3
Bench Points	11	31

	COL	ALG
Biggest Lead	25	
Biggest Scoring Run	12-0 (22-7)	7-0 (33-27)
Lead Changes		
Times Tied		1
Time Leading	38:10	0:00

Legend:			
%	Shooting Percentage	(C)	Captain
BS	Blocked Shots	DNP	Did Not Play
MIN	Minutes Played	No.	Uniform Number
Qx	Quarter Time	ST	Steals
*	Game Starters	DR	Defensive Rebounds
+/-	Plus-Minus	OR	Offensive Rebounds
AS	Assists	PF	Fouls
M/A	Made / Attempts	TOT	Total Rebounds
PTS	Points		



Results

結果

Game 58

USA 52 vs 45 TUR (11-18, 14-8, 10-6, 17-13)

Game Duration: 1:37

Referee: MATHIAS Gustavo

Commissioner: COSSAER Dirk

Umpires: PEIC Krunoslav; LAPOINTE Alexandre

Scoring by 5 min intervals:		Q1		Q2		Q3		Q4	
USA		7	11	17	25	31	35	43	52
TUR		6	18	24	26	26	32	36	45

USA - United States

No.	Name	Sport Class	MIN	Field Goals		2 Points		3 Points		Free Throws		Rebounds			AS	TO	ST	BS	PF	FD	+/-	PTS
				M/A	%	M/A	%	M/A	%	M/A	%	OR	DR	TOT								
1	SANCHEZ Jorge	4.0	DNP																			
2	WILLIAMS Jacob	2.5	20:45	3/16	19	3/14	21	0/2	0	3/4	75	2	2	3	1	1		3	3	2	9	
4	TUREK Joshua	3.5	11:44	3/7	43	3/7	43			2/2	100				1			2	1	10	8	
*5	PAYE Michael	3.0	7:35	0/3	0	0/3	0							1						-3	0	
6	LESPERANCE Matt	1.0	1:31																	-2	0	
*7	NEISWENDER Ryan	2.0	7:53	0/3	0	0/3	0					1	1							0	0	
*8	BELL Brian	4.5	26:25	9/12	75	9/12	75			0/1	0	2	1	3	2	1		2	2	-4	18	
9	SCOTT Matt	3.5	21:16	1/7	14	1/4	25	0/3	0	2/2	100	1	4	5	3	1	1	1	3	11	4	
*11	SERIO Steve (C)	3.5	30:46	5/11	45	4/9	44	1/2	50			1	8	9	10	2		3	5	7	11	
15	HINZE Nate	4.5	1:31										2	2					1	-2	0	
16	JENIFER Trevon	2.5	32:25	1/2	50	1/2	50					2	3	5	1	3		2	1	10	2	
*33	BOIE John	1.0	38:09	0/2	0	0/2	0											1	1	6	0	
Team / Coach													6	6								
Totals				22/63	35	21/56	38	1/7	14	7/9	78	6	27	33	20	4	7	1	14	17	7	52
Coach		LYKINS Ron																				
Assistant Coach		TAYLOR Robert										SCHWAB Christina										

TUR - Turkey

No.	Name	Sport Class	MIN	Field Goals		2 Points		3 Points		Free Throws		Rebounds			AS	TO	ST	BS	PF	FD	+/-	PTS
				M/A	%	M/A	%	M/A	%	M/A	%	OR	DR	TOT								
*3	ACAR Deniz	2.5	11:56	0/1	0	0/1	0					1	1		1	1				1	0	
*5	GURBULAK Ozgur (C)	4.0	40:00	8/15	53	7/10	70	1/5	20	4/5	80	12	12	4	5			1	7	-7	21	
6	GUNAYDIN Mucahit	4.0	1:19	0/1	0	0/1	0													-2	0	
7	EFETURK Ahmet	4.0	22:58	2/8	25	2/8	25			0/4	0	1	6	7	2	4	1	3	3	-8	4	
*9	TOPRAK Ugur	3.0	32:24	3/11	27	2/9	22	1/2	50			1	7	8	7	2		3	1	-3	7	
*10	AR Ismail	1.5	17:17	1/1	100	1/1	100			1/2	50	1	1		1			2	1	1	3	
11	GUNDOGDU Fikri	1.0	DNP																			
15	SAYAK Selim	2.5	12:33	0/1	0	0/1	0			0/2	0	4	4		2			2	1	-2	0	
*35	GUMUS Ferit	3.0	18:56	4/5	80	4/5	80					4	4							1	8	
36	TOPTAS Samet	4.5	DNP																			
47	AKSOY Ridvan	1.0	24:17	1/2	50	1/2	50											3	1	-10	2	
52	GULEM Volkan	2.0	18:20	0/3	0	0/3	0											3		-6	0	
Team / Coach												1	1		2							
Totals				19/48	40	17/41	41	2/7	29	5/13	38	3	35	38	13	17	2		17	14	-7	45
Coach		AKIN Ahmet																				
Assistant Coach		KILIC Erdinc										BUKEN Ozgur Emrah										

	USA	TUR
Points from Turnovers	14	2
Points in the Paint	20 (10/22) 45%	18 (9/19) 47%
Second Chance Points	9	2
Fast Break Points	2	6
Bench Points	23	6

	USA	TUR
Biggest Lead	7	9
Biggest Scoring Run	8-0 (25-24)	8-0 (7-12)
Lead Changes		5
Times Tied		1
Time Leading	21:16	17:20

Legend:			
%	Shooting Percentage	(C)	Captain
BS	Blocked Shots	DNP	Did Not Play
MIN	Minutes Played	No.	Uniform Number
Qx	Quarter Time	ST	Steals
*	Game Starters	DR	Defensive Rebounds
+/-	Plus-Minus	OR	Offensive Rebounds
AS	Assists	PF	Fouls
M/A	Made / Attempts	TOT	Total Rebounds
PTS	Points		



Results

結果

Game 57

ESP 71 vs 68 GER

(21-19, 19-15, 14-14, 17-20)

Game Duration: 1:42

Referee: QUINTANA Matias

Commissioner: MAGALLANES Juan

Umpires: RADYKAS Linas; NIKAIDO Shunsuke

Scoring by 5 min intervals:	ESP	Q1	Q2	Q3	Q4	GER
		10 21	30 40	46 54	57 71	
		9 19	26 34	42 48	54 68	

ESP - Spain

No.	Name	Sport Class	MIN	Field Goals		2 Points		3 Points		Free Throws		Rebounds			AS	TO	ST	BS	PF	FD	+/-	PTS	
				M/A	%	M/A	%	M/A	%	M/A	%	OR	DR	TOT									
*5	STIX SOTO Daniel	1.5	34:57	0/1	0	0/1	0			1/2	50		1	1		1			2	3	1	1	
7	ZARZUELA BELTRAN Pablo Jesus	3.0	8:52	1/1	100	1/1	100						1	1							3	2	
8	SANCHEZ LARA Francisco	1.0	8:17	0/1	0	0/1	0								1				1		4	0	
*9	ZARZUELA BELTRAN Alejandro	3.0	35:31	5/12	42	5/12	42			1/2	50	5	4	9		1			3	1	1	11	
10	DIALLO DIOUF Amadou	3.0	12:56	3/5	60	3/5	60					3		3							0	6	
*11	RUIZ JORDAN Jordi	2.5	30:12	9/16	56	7/11	64	2/5	40	4/6	67		3	3	2	4	1		2	5	1	24	
*13	GARCIA PEREIRO Asier (C)	4.0	38:29	8/22	36	7/18	39	1/4	25	2/3	67	1	15	16	13	5			4	7	3	19	
14	MOURIZ DOPICO David	2.5	1:31	0/1	0	0/1	0														0	0	
16	ONRUBIA GONZALEZ Oscar	1.5	1:31																		-2	0	
24	ORTEGA LAFUENTE Ignacio	4.0	6:16	2/3	67	2/3	67					1	1	2						1	0	4	
*28	LORENZO DIAZ Manuel	3.0	21:28	2/3	67	2/3	67					1		1					3		4	4	
51	ALEJOS ALONSO Agustin	4.5	DNP																				
Team / Coach												3	5	8		2							
Totals				30/65	46	27/56	48	3/9	33	8/13	62	14	30	44	16	12	2			15	17	3	71
Coach		TRIGO DIEZ Oscar																					
Assistant Coach		LOPEZ MARTINEZ Francisco										CARVAJAL PICHEL Javier											

GER - Germany

No.	Name	Sport Class	MIN	Field Goals		2 Points		3 Points		Free Throws		Rebounds			AS	TO	ST	BS	PF	FD	+/-	PTS	
				M/A	%	M/A	%	M/A	%	M/A	%	OR	DR	TOT									
4	SCHORP Phillip	1.0	DNP																				
*5	DREIMUELLER Nico	2.0	33:36	3/6	50	2/4	50	1/2	50	2/2	100	1	2	3	6	1	2	1	3	2	1	9	
6	GUENTNER Matthias	4.5	6:38	0/2	0	0/2	0												1		-5	0	
*7	HUBER Christopher	1.0	31:34	2/3	67	2/3	67					1		1		1	1		3		-9	4	
*8	BIENEK Andre	3.0	29:31	4/11	36	3/5	60	1/6	17	4/5	80	2	4	6	4	2			4	4	-3	13	
9	HELL Tobias	1.0	DNP																				
10	HALLER Jan (C)	2.0	6:24	1/3	33	1/3	33					1		1							-4	2	
11	SADLER Jan	3.0	8:26	2/3	67	2/3	67								1				1		6	4	
12	ALBRECHT Jens Eicke	3.0	18:55	5/9	56	5/9	56			1/3	33	2	3	5		1	1	1	3	3	6	11	
*13	BOEHME Thomas	3.0	40:00	7/20	35	7/18	39	0/2	0	2/4	50	1	7	8	7	2	1		1	3	-3	16	
*14	HALOUSKI Aliaksandr	4.5	24:56	4/9	44	3/6	50	1/3	33				5	5	8		1		2	1	-4	9	
15	BESTWICK Joseph	4.5	DNP																				
Team / Coach												1	1	2						1			
Totals				28/66	42	25/53	47	3/13	23	9/14	64	9	22	31	26	7	6	2		19	13	-3	68
Coach		ZELTINGER Nicolai																					
Assistant Coach		KLUCK Martin																					

	ESP	GER
Points from Turnovers	9	9
Points in the Paint	38 (19/35) 54%	30 (15/27) 56%
Second Chance Points	15	2
Fast Break Points		6
Bench Points	12	17

	ESP	GER
Biggest Lead	8	7
Biggest Scoring Run	8-0 (8-7)	7-0 (0-7)
Lead Changes		7
Times Tied		1
Time Leading	34:35	4:44

Legend:			
%	Shooting Percentage	(C)	Captain
BS	Blocked Shots	DNP	Did Not Play
MIN	Minutes Played	No.	Uniform Number
Qx	Quarter Time	ST	Steals
*	Game Starters	DR	Defensive Rebounds
+/-	Plus-Minus	OR	Offensive Rebounds
AS	Assists	PF	Fouls
M/A	Made / Attempts	TOT	Total Rebounds
PTS	Points		



Results

結果

Game 60

GBR 66 vs 52 CAN
(14-16, 12-14, 16-13, 24-9)

Attendance: 190
Game Duration: 1:24

Referee: URUNUELA Juan

Commissioner: SCHOEMAN Andrew

Umpires: ZAMPONI Maurizio; REHLING Carsten

Scoring by 5 min intervals:	GBR CAN	Q1		Q2		Q3		Q4	
		8	14	22	26	32	42	57	66
		6	16	20	30	38	43	48	52

GBR - Great Britain

No.	Name	Sport Class	MIN	Field Goals		2 Points		3 Points		Free Throws		Rebounds			AS	TO	ST	BS	PF	FD	+/-	PTS
				M/A	%	M/A	%	M/A	%	M/A	%	OR	DR	TOT								
*4	CHOUDHRY Gaz	4.0	37:09	10/26	38	9/22	41	1/4	25			1	9	10	14	3				4	18	21
7	BYWATER Terry	4.5	2:51	1/3	33	1/3	33														-4	2
*9	BROWN Harrison	2.5	37:09	2/2	100	2/2	100					2	2	1	1		1	2	4	18	4	
*10	JAMA Abdi	1.0	22:09	3/9	33	3/9	33					1	1	3	3			1	1	-2	6	
*12	WARBURTON Gregg	2.0	40:00	8/13	62	8/13	62					2	3	5	4				1	14	16	
13	SAGAR Ian (C)	3.0	2:51	0/2	0	0/2	0													-4	0	
*14	MANNING Lee	4.5	37:09	8/12	67	8/12	67			1/2	50	2	17	19				2	2	18	17	
15	FOX Ben	3.5	2:51										1	1	1				1	-4	0	
16	PALMER James	1.0	17:51	0/1	0	0/1	0						1	1		1		2		16	0	
17	MACSORLEY James	2.0	DNP																			
18	BRIDGE Billy	3.0	DNP																			
20	EDWARDS Lewis	3.0	DNP																			
Team / Coach													3	3		1						
Totals				32/68	47	31/64	48	1/4	25	1/2	50	5	37	42	23	9		1	8	12	14	66
Coach		CHOUDHRY Gaz																				
Assistant Coach		MANNING Lee																				

CAN - Canada

No.	Name	Sport Class	MIN	Field Goals		2 Points		3 Points		Free Throws		Rebounds			AS	TO	ST	BS	PF	FD	+/-	PTS
				M/A	%	M/A	%	M/A	%	M/A	%	OR	DR	TOT								
*4	GONCIN Nikola	4.5	28:32	3/12	25	3/10	30	0/2	0				7	7	7	1	1		3	2	-14	6
5	GREEN Deion	3.5	DNP																			
*6	HEDGES Robert (C)	2.5	38:05	3/13	23	3/13	23			2/2	100		3	3	3	1	2		1	-14	8	
7	DALLAIRE Vincent	1.5	DNP																			
8	MUTWARE Blaise	3.5	DNP																			
9	HIGGINS Colin	4.5	11:28	4/11	36	4/8	50	0/3	0			1	1	2	1			1		0	8	
*10	MELYMICK Lee	1.0	26:14	4/7	57	4/7	57					1	1	1				3		-5	8	
11	JASSMAN Chad	1.5	7:05	0/1	0	0/1	0													-5	0	
*12	ANDERSON Patrick	4.5	40:00	10/21	48	9/15	60	1/6	17	1/4	25	1	16	17	7		1	1	5	-14	22	
13	VERMETTE Jonathan	1.0	13:46										1	1		1				-9	0	
*14	MILLER Tyler	1.5	32:55															4		-9	0	
15	OSTEPCHUK Garrett	2.0	1:55										1	1						0	0	
Team / Coach															1							
Totals				24/65	37	23/54	43	1/11	9	3/6	50	2	30	32	20	6	4	1	12	8	-14	52
Coach		FERIANI Matteo (ITA)																				
Assistant Coach		JOHNSON Joey										PALMER Nicolas										

	GBR	CAN
Points from Turnovers	4	8
Points in the Paint	26 (13/21) 62%	12 (6/18) 33%
Second Chance Points	9	2
Fast Break Points		6
Bench Points	2	8

	GBR	CAN
Biggest Lead	14	10
Biggest Scoring Run	10-0 (42-42)	8-0 (32-42)
Lead Changes		4
Times Tied		11
Time Leading	15:23	16:17

Legend:			
%	Shooting Percentage	(C)	Captain
BS	Blocked Shots	DNP	Did Not Play
MIN	Minutes Played	No.	Uniform Number
Qx	Quarter Time	ST	Steals
*	Game Starters	DR	Defensive Rebounds
		OR	Offensive Rebounds
		TO	Turnovers
+/-	Plus-Minus	FD	Fouls Drawn
		PF	Fouls
AS	Assists	TOT	Total Rebounds
M/A	Made / Attempts		
PTS	Points		



Results

結果

Game 59

JPN 61 vs 55 AUS
(14-14, 21-16, 12-9, 14-16)

Attendance: 190

Game Duration: 1:31

Referee: HARGREAVES Darrell

Commissioner: TIMMS Janine

Umpires: PAJER Tomas; TAHMASIAN Geghard

Scoring by 5 min intervals:	JPN	Q1	Q2	Q3	Q4	AUS
	8	14	28	35	39	47
	8	14	20	30	35	39
					53	61
					49	55

JPN - Japan

No.	Name	Sport Class	MIN	Field Goals		2 Points		3 Points		Free Throws		Rebounds			AS	TO	ST	BS	PF	FD	+/-	PTS
				M/A	%	M/A	%	M/A	%	M/A	%	OR	DR	TOT								
1	TOYOSHIMA Akira (C)	2.0	10:43										1	1					1	1	5	0
*2	CHOKAI Renshi	2.5	36:40	7/12	58	7/10	70	0/2	0	1/3	33		12	12	9	8	4	1	3	5	12	15
6	KAWAHARA Rin	1.5	12:44	0/1	0	0/1	0					1		1					1		-2	0
7	FURUSAWA Takuya	3.0	12:01	1/4	25	1/4	25					1	1	2	2				2		-4	2
*8	AKAISHI Ryuga	2.5	28:21	0/1	0	0/1	0						5	5	3	2			1		1	0
10	MIYAJIMA Tetsuya	4.0	8:12	0/2	0	0/2	0					3	3				1		1		3	0
11	FUJISAWA Kiyoshi	2.0	7:16																		5	0
*13	FUJIMOTO Reo	4.5	24:52	7/13	54	7/12	58	0/1	0	0/3	0		5	5	2	1			3	3	7	14
21	TAKAMATSU Yoshinobu	4.0	DNP																			
*25	AKITA Kei	3.5	25:08	5/8	63	5/8	63						1	1					1	1	-1	10
*26	IWAI Takayoshi	1.0	18:12									2	2		1						3	0
55	KOZAI Hiroaki	3.5	15:51	9/15	60	7/13	54	2/2	100	0/2	0		3	3	2	1			3	1	20	20
Team / Coach												2	4	6		1						
Totals				29/56	52	27/51	53	2/5	40	1/8	13	6	35	41	18	17	5	2	12	14	6	61
Coach		KYOYA Kazuyuki																				
Assistant Coach		OIKAWA Shimpei																				

AUS - Australia

No.	Name	Sport Class	MIN	Field Goals		2 Points		3 Points		Free Throws		Rebounds			AS	TO	ST	BS	PF	FD	+/-	PTS
				M/A	%	M/A	%	M/A	%	M/A	%	OR	DR	TOT								
1	WHITE Samuel	1.0	6:12																		-5	0
2	TYNDALL Jeremy	1.5	DNP																			
*5	LATHAM Bill	4.0	21:30	5/11	45	5/11	45			1/1	100		3	3	2	1			1	1	1	11
6	STIBNERS Brett	4.0	10:10	2/7	29	2/5	40	0/2	0	3/3	100		4	4	2				1	1	-3	7
*7	NORRIS Shaun (C)	3.0	28:02	2/10	20	2/10	20			1/4	25	2	2	4	4	2	3	1	2	3	-3	5
*8	ROBINS Kim	3.0	20:54	1/1	100	1/1	100						2	2	2	1			4	2	1	2
9	KNOWLES Tristan	4.0	9:56	1/4	25	1/1	100	0/3	0				3	3	2				1	1	2	2
*10	BLAIR Jannik	1.0	33:48	3/6	50	3/6	50					2	1	3		1			3	2	-1	6
*11	O'NEILL-THORNE Tom	3.0	40:00	8/19	42	7/12	58	1/7	14	1/1	100	3	2	5	7	2	5		1	2	-6	18
12	McSHANE Matthew	1.5	11:58	0/1	0	0/1	0						1	1					1		-3	0
15	AUPRINCE Michael	4.0	10:22	2/8	25	2/8	25						5	5		1			1		-9	4
33	McPHAIL John	3.0	7:08	0/2	0	0/2	0								1	1	1			1	-4	0
Team / Coach												3	1	4		1						
Totals				24/69	35	23/57	40	1/12	8	6/9	67	10	24	34	20	9	10	1	14	13	-6	55
Coach		FRIDAY Craig																				
Assistant Coach		NESS Brad										MIZENS Grant										

	JPN	AUS
Points from Turnovers	8	12
Points in the Paint	26 (13/21) 62%	28 (14/32) 44%
Second Chance Points	8	6
Fast Break Points	12	5
Bench Points	22	13

	JPN	AUS
Biggest Lead	10	2
Biggest Scoring Run	8-0 (27-18)	6-0 (14-16)
Lead Changes		4
Times Tied		6
Time Leading	32:51	1:30

Legend:			
%	Shooting Percentage	(C)	Captain
BS	Blocked Shots	DNP	Did Not Play
MIN	Minutes Played	No.	Uniform Number
Qx	Quarter Time	ST	Steals
*	Game Starters	DR	Defensive Rebounds
+/-	Plus-Minus	OR	Offensive Rebounds
AS	Assists	PF	Fouls
M/A	Made / Attempts	TOT	Total Rebounds
PTS	Points		



Results

結果

Game 61

KOR 54 vs 64 IRI
(16-10, 14-16, 12-21, 12-17)

Game Duration: 1:39

Referee: WOOD Ben

Commissioner: ANG Kean Koo

Umpires: ROSENBERG Helen; CARMONA Hector

Scoring by 5 min intervals:	KOR	Q1	Q2	Q3	Q4	IRI
		6 16	20 30	38 42	51 54	
		6 10	20 26	36 47	53 64	

KOR - Republic of Korea

No.	Name	Sport Class	MIN	Field Goals		2 Points		3 Points		Free Throws		Rebounds			AS	TO	ST	BS	PF	FD	+/-	PTS	
				M/A	%	M/A	%	M/A	%	M/A	%	OR	DR	TOT									
*4	KIM Ho Yong	3.0	29:35	5/9	56	5/9	56			2/2	100	1	6	7	2	1			1	3	-4	12	
6	HWANG Woosung	2.0	2:56												1	1						-6	0
7	KIM Taeok	2.5	2:56																			-6	0
*10	OH Dong Suk	2.0	32:31	1/8	13	1/5	20	0/3	0	5/6	83		3	3	5	2			3	4	-10	7	
11	KWAK Jun Seong	1.0	10:00	1/1	100	1/1	100						1	1						2	-5	2	
12	YANG Dong Gil	4.0	6:49	1/1	100	1/1	100						3	3	1	1				1	2	2	
16	LEE Younjoo	3.5	2:56	0/2	0	0/2	0									2		2			-6	0	
*23	CHO Seung Hyun (C)	4.0	33:59	7/17	41	7/16	44	0/1	0	3/3	100	4	1	5	7	3	3		4	3	1	17	
24	LEE Chi Won	2.5	DNP																				
39	KIM Sangyeol	4.0	3:45							1/2	50	1		1						1	-7	1	
*40	GIM Dong Hyeon	4.0	40:00	2/12	17	2/12	17					1	8	9	3	4	2	4	1	-10	4		
*44	LEE Byoung Jai	1.0	34:33	3/7	43	3/7	43			3/4	75				1	2		2	2	1	9		
Team / Coach												1	2	3									
Totals				20/57	35	20/53	38	0/4	0	14/17	82	8	24	32	20	14	5	2	16	17	-10	54	
Coach		KO Kwangyub																					
Assistant Coach		KIM Young Moo																					

IRI - Islamic Rep. of Iran

No.	Name	Sport Class	MIN	Field Goals		2 Points		3 Points		Free Throws		Rebounds			AS	TO	ST	BS	PF	FD	+/-	PTS
				M/A	%	M/A	%	M/A	%	M/A	%	OR	DR	TOT								
4	AYASHI Faleh	2.0	DNP																			
*5	ABDI Hassan	2.0	8:39	0/1	0	0/1	0					1	1	1	2	1				1	-6	0
6	AHMADI Amirreza	3.5	DNP																			
7	TOLOUEI TAMARDASH Mohsen	3.5	31:21	7/9	78	7/9	78			2/2	100		5	5	8	3	1	1	2	1	16	16
*8	SAADATPOORMOGHADAM Vahid	2.5	8:39	0/1	0	0/1	0											1			-6	0
9	ZAKERI DEHVOSTA Daniai	1.0	31:21	1/2	50	1/2	50					2	1	3	1	1	2		3	2	16	2
*10	MOHAMMAD NEZHAD Mohammad	1.0	40:00	2/6	33	2/6	33			0/1	0	2	2	4	2	1	1		3	2	10	4
11	GHRANJIK Abdoljalil	1.5	DNP																			
*12	SAYARI Mohammadhassan	4.0	39:38	11/22	50	10/21	48	1/1	100	3/4	75	1	10	11	4	5	3	1	1	5	12	26
13	EIVAZI Reza	4.0	DNP																			
*14	KAMALI Mojtaba	4.5	28:09	6/12	50	6/11	55	0/1	0	2/6	33	1	6	7	8	1	2		5	4	8	14
15	BAGZADEHFARD Iman (C)	4.0	12:13	1/3	33	1/2	50	0/1	0			1	4	5	1	2			2	1	0	2
Team / Coach																						
Totals				28/56	50	27/53	51	1/3	33	7/13	54	7	29	36	25	15	10	2	17	16	10	64
Coach		AGHAKOUCHEKI Abbas																				
Assistant Coach		ESHGH Kamal																				

	KOR	IRI
Points from Turnovers	18	15
Points in the Paint	28 (14/32) 44%	30 (15/26) 58%
Second Chance Points	10	8
Fast Break Points	6	8
Bench Points	5	20

	KOR	IRI
Biggest Lead	8	10
Biggest Scoring Run	7-0 (49-49)	10-0 (20-24)
Lead Changes	7	
Times Tied	13	
Time Leading	16:38	13:55

Legend:			
%	Shooting Percentage	(C)	Captain
BS	Blocked Shots	DNP	Did Not Play
MIN	Minutes Played	No.	Uniform Number
Qx	Quarter Time	ST	Steals
*	Game Starters	DR	Defensive Rebounds
+/-	Plus-Minus	OR	Offensive Rebounds
AS	Assists	PF	Fouls
M/A	Made / Attempts	TOT	Total Rebounds
PTS	Points		



Results

結果

Game 65

GER 68 vs 56 CAN

(19-21, 18-10, 13-10, 18-15)

Game Duration: 1:32

Referee: HSIEH Shu-Fei

Commissioner: TIMMS Janine

Umpires: URUNUELA Juan; NIKAIIDO Shunsuke

Scoring by 5 min intervals:	GER	Q1		Q2		Q3		Q4	
		CAN	8	19	30	37	44	50	57
		10	21	27	31	35	41	51	56

GER - Germany

No.	Name	Sport Class	MIN	Field Goals		2 Points		3 Points		Free Throws		Rebounds			AS	TO	ST	BS	PF	FD	+/-	PTS	
				M/A	%	M/A	%	M/A	%	M/A	%	OR	DR	TOT									
4	SCHORP Phillip	1.0	3:04																		0	0	
*5	DREIMUELLER Nico	2.0	26:14	4/10	40	4/10	40			2/2	100	1	2	3	3	2	2		3	1	9	10	
6	GUENTNER Matthias	4.5	2:05	0/1	0	0/1	0			1/2	50	1		1					1		-1	1	
*7	HUBER Christopher	1.0	29:27	0/2	0	0/2	0					1		1		1	1				3	0	
*8	BIENEK Andre	3.0	32:56	6/14	43	5/10	50	1/4	25	4/6	67		11	11	5	1	1		4	5	9	17	
9	HELL Tobias	1.0	0:34																		2	0	
10	HALLER Jan (C)	2.0	16:51	1/3	33	1/3	33						1	1	3		1		1		4	2	
11	SADLER Jan	3.0	7:24																		9	0	
12	ALBRECHT Jens Eicke	3.0	10:25										4	4		2			1		7	0	
*13	BOEHME Thomas	3.0	36:55	7/18	39	7/14	50	0/4	0	4/5	80	1	4	5	6				1	3	11	18	
*14	HALOUSKI Aliaksandr	4.5	31:00	7/10	70	5/8	63	2/2	100	4/5	80		10	10	6		1	1	1	6	6	20	
15	BESTWICK Joseph	4.5	3:05										2	2					1		1	0	
Team / Coach																							
Totals				25/58	43	22/48	46	3/10	30	15/20	75	4	34	38	23	6	6	1	12	16	12		68
Coach		ZELTINGER Nicolai																					
Assistant Coach		KLUCK Martin																					

CAN - Canada

No.	Name	Sport Class	MIN	Field Goals		2 Points		3 Points		Free Throws		Rebounds			AS	TO	ST	BS	PF	FD	+/-	PTS	
				M/A	%	M/A	%	M/A	%	M/A	%	OR	DR	TOT									
*4	GONCIN Nikola	4.5	33:17	3/14	21	2/8	25	1/6	17	1/2	50	1	13	14	11	2			2	3	-14	8	
5	GREEN Deion	3.5	7:21	0/4	0	0/3	0	0/1	0			1		1							-5	0	
*6	HEDGES Robert (C)	2.5	20:23	7/13	54	7/13	54			2/2	100					1			2	2	1	16	
7	DALLAIRE Vincent	1.5	7:23																1		-5	0	
8	MUTWARE Blaise	3.5	7:21	1/4	25	1/4	25					1	4	5							-5	2	
9	HIGGINS Colin	4.5	20:57	6/10	60	6/9	67	0/1	0	0/1	0		2	2	3	3			1	2	-11	12	
*10	MELYMICK Lee	1.0	15:09	4/8	50	4/8	50						2	2		1			3		-3	8	
11	JASSMAN Chad	1.5	12:16	1/3	33	1/3	33						1	1	2				1		-8	2	
*12	ANDERSON Patrick	4.5	18:25	3/6	50	3/5	60	0/1	0			1	7	8	4	1		1		2	6	6	
13	VERMETTE Jonathan	1.0	12:35	0/1	0	0/1	0					1		1	1				2	2	-1	0	
*14	MILLER Tyler	1.5	32:37	0/1	0	0/1	0					1	1	2	1		1		4	1	-7	0	
15	OSTEPCHUK Garrett	2.0	12:16	1/4	25	1/4	25						1	1							-8	2	
Team / Coach																							
Totals				26/68	38	25/59	42	1/9	11	3/5	60	8	32	40	22	7	2	1	16	12	-12		56
Coach		FERIANI Matteo (ITA)																					
Assistant Coach		JOHNSON Joey PALMER Nicolas																					

	GER	CAN
Points from Turnovers	6	9
Points in the Paint	24 (12/25) 48%	18 (9/22) 41%
Second Chance Points	1	4
Fast Break Points	6	
Bench Points	3	18

	GER	CAN
Biggest Lead	12	4
Biggest Scoring Run	9-0 (32-27)	5-0 (13-15)
Lead Changes		7
Times Tied		4
Time Leading	29:15	9:40

Legend:			
%	Shooting Percentage	(C)	Captain
BS	Blocked Shots	DR	Defensive Rebounds
No.	Uniform Number	OR	Offensive Rebounds
ST	Steals	TO	Turnovers
*	Game Starters	FD	Fouls Drawn
+/-	Plus-Minus	PF	Fouls
M/A	Made / Attempts	PTS	Points
AS	Assists	MIN	Minutes Played
Qx	Quarter Time		



Results

結果

Game 67

ESP 52 vs 66 USA
(14-15, 8-24, 11-18, 19-9)

Attendance: 347
Game Duration: 1:23

Referee: LAPOINTE Alexandre

Commissioner: COSSAER Dirk

Umpires: VILLARD Celine; REHLING Carsten

Scoring by 5 min intervals:	ESP USA	Q1		Q2		Q3		Q4	
		8	14	18	22	28	33	44	52
		9	15	30	39	45	57	60	66

ESP - Spain

No.	Name	Sport Class	MIN	Field Goals		2 Points		3 Points		Free Throws		Rebounds			AS	TO	ST	BS	PF	FD	+/-	PTS	
				M/A	%	M/A	%	M/A	%	M/A	%	OR	DR	TOT									
*5	STIX SOTO Daniel	1.5	35:03	1/1	100	1/1	100						1	1	1							-9	2
7	ZARZUELA BELTRAN Pablo Jesus	3.0	DNP																				
8	SANCHEZ LARA Francisco	1.0	DNP																				
*9	ZARZUELA BELTRAN Alejandro	3.0	40:00	8/15	53	8/15	53			1/5	20	1	3	4	3		1			3	-14	17	
10	DIALLO DIOUF Amadou	3.0	9:45										2	2		1			1		-14	0	
*11	RUIZ JORDAN Jordi	2.5	29:25	6/18	33	6/16	38	0/2	0	2/2	100	1	2	3	3	3	1		2	3	-23	14	
*13	GARCIA PEREIRO Asier (C)	4.0	35:03	2/11	18	2/8	25	0/3	0				12	12	15	6			4	2	-9	4	
14	MOURIZ DOPICO David	2.5	4:57	0/1	0			0/1	0												-5	0	
16	ONRUBIA GONZALEZ Oscar	1.5	10:35	1/2	50	1/2	50						1	1							9	2	
24	ORTEGA LAFUENTE Ignacio	4.0	10:35	3/5	60	3/4	75	0/1	0	3/3	100	2		2	1		1		3	2	9	9	
*28	LORENZO DIAZ Manuel	3.0	24:37	2/6	33	2/6	33					1	1	2					2		-14	4	
51	ALEJOS ALONSO Agustin	4.5	DNP																				
Team / Coach														3	3	1							
Totals			23/59	39	23/52	44	0/7	0	6/10	60	5	25	30	23	11	3			12	11	-14	52	
Coach		TRIGO DIEZ Oscar																					
Assistant Coach		LOPEZ MARTINEZ Francisco										CARVAJAL PICHEL Javier											

USA - United States

No.	Name	Sport Class	MIN	Field Goals		2 Points		3 Points		Free Throws		Rebounds			AS	TO	ST	BS	PF	FD	+/-	PTS	
				M/A	%	M/A	%	M/A	%	M/A	%	OR	DR	TOT									
1	SANCHEZ Jorge	4.0	DNP																				
2	WILLIAMS Jacob	2.5	31:11	7/19	37	6/10	60	1/9	11	1/2	50	2	3	5	6	1	1			1	22	16	
4	TUREK Joshua	3.5	4:08	1/2	50	1/2	50									1			2		-9	2	
*5	PAYE Michael	3.0	4:41	1/1	100	1/1	100						1	1	1						1	2	
6	LESPERANCE Matt	1.0	6:55																		-3	0	
*7	NEISWENDER Ryan	2.0	4:41	1/1	100	1/1	100														1	2	
*8	BELL Brian	4.5	28:57	10/15	67	10/14	71	0/1	0	0/1	0	1	10	11	6	1	1			1	26	20	
9	SCOTT Matt	3.5	19:32	5/11	45	3/7	43	2/4	50	0/2	0	1	4	5	3		1		1	3	9	12	
*11	SERIO Steve (C)	3.5	24:36	4/6	67	3/5	60	1/1	100				3	3	8	5	1		2	4	-4	9	
15	HINZE Nate	4.5	6:55										3	3		2			2		-3	0	
16	JENIFER Trevon	2.5	35:19	1/5	20	1/5	20			1/2	50	1	3	4	3		3		2	3	13	3	
*33	BOIE John	1.0	33:05										2	2	1				2		17	0	
Team / Coach														1	3	4	1						
Totals			30/60	50	26/45	58	4/15	27	2/7	29	6	32	38	28	11	7			11	12	14	66	
Coach		LYKINS Ron																					
Assistant Coach		TAYLOR Robert										SCHWAB Christina											

	ESP	USA
Points from Turnovers	10	13
Points in the Paint	30 (15/30) 50%	36 (18/26) 69%
Second Chance Points	4	4
Fast Break Points	3	10
Bench Points	11	33

	ESP	USA
Biggest Lead	4	25
Biggest Scoring Run	9-0 (44-59)	11-0 (18-32)
Lead Changes		2
Times Tied		2
Time Leading	2:03	36:43

Legend:			
%	Shooting Percentage	(C)	Captain
BS	Blocked Shots	DNP	Did Not Play
MIN	Minutes Played	No.	Uniform Number
Qx	Quarter Time	ST	Steals
*	Game Starters	DR	Defensive Rebounds
		OR	Offensive Rebounds
		TO	Turnovers
+/-	Plus-Minus	FD	Fouls Drawn
		PF	Fouls
AS	Assists	TOT	Total Rebounds
M/A	Made / Attempts		
PTS	Points		



Results

結果

Game 68

JPN 79 vs 68 GBR
(15-23, 18-13, 19-12, 27-20)

Attendance: 347
Game Duration: 1:31

Referee: HARGREAVES Darrell

Commissioner: SCHOEMAN Andrew

Umpires: PEIC Krunoslav; FRONCZAK Adam

Scoring by 5 min intervals:	JPN	Q1	Q2	Q3	Q4	GBR
		9 15	24 33	44 52	67 79	
		13 23	32 36	44 48	61 68	

JPN - Japan

No.	Name	Sport Class	MIN	Field Goals		2 Points		3 Points		Free Throws		Rebounds			AS	TO	ST	BS	PF	FD	+/-	PTS	
				M/A	%	M/A	%	M/A	%	M/A	%	OR	DR	TOT									
*1	TOYOSHIMA Akira (C)	2.0	19:58	1/3	33	1/3	33									1						-1	2
*2	CHOKAI Renshi	2.5	36:45	9/14	64	9/13	69	0/1	0	2/5	40		8	8	8	1	1		2	6	9	20	
*6	KAWAHARA Rin	1.5	17:02	3/4	75	3/4	75						1	1	1	1		1			4	6	
7	FURUSAWA Takuya	3.0	11:52	4/8	50	3/4	75	1/4	25				2	2	3			1	1	10	9		
8	AKAISHI Ryuga	2.5	30:00	4/6	67	4/6	67						1	2	3	2	2	3	1	19	8		
10	MIYAJIMA Tetsuya	4.0	4:52	0/1	0	0/1	0								1						-2	0	
11	FUJISAWA Kiyoshi	2.0	8:08	0/1	0	0/1	0						1		1	1					2	0	
*13	FUJIMOTO Reo	4.5	18:37	3/5	60	2/3	67	1/2	50	1/2	50		3	3	2				3	0	8		
21	TAKAMATSU Yoshinobu	4.0	0:02																		0	0	
*25	AKITA Kei	3.5	26:29	4/9	44	4/8	50	0/1	0	1/2	50		5	5	3	1	1	3	2	5	9		
26	IWAI Takayoshi	1.0	4:52	0/1	0	0/1	0						1	1	1						-2	0	
55	KOZAI Hiroaki	3.5	21:23	7/9	78	4/6	67	3/3	100				7	7	4	2	1	1	2	11	17		
Team / Coach												1	1	2									
Totals				35/61	57	30/50	60	5/11	45	4/9	44	3	30	33	26	8	5		11	15	11	79	
Coach		KYOYA Kazuyuki																					
Assistant Coach		OIKAWA Shimpei																					

GBR - Great Britain

No.	Name	Sport Class	MIN	Field Goals		2 Points		3 Points		Free Throws		Rebounds			AS	TO	ST	BS	PF	FD	+/-	PTS
				M/A	%	M/A	%	M/A	%	M/A	%	OR	DR	TOT								
*4	CHOUHRY Gaz	4.0	37:29	12/27	44	10/21	48	2/6	33				6	6	11	4	1		2	1	-10	26
7	BYWATER Terry	4.5	4:07	0/5	0	0/2	0	0/3	0	1/2	50		3	3	1			1	1	1	-5	1
*9	BROWN Harrison	2.5	37:29	1/4	25	1/4	25						1	1	2		1	3	3	-10	2	
*10	JAMA Abdi	1.0	30:40	5/7	71	5/7	71						1	3	4	1		4	2	-6	10	
*12	WARBURTON Gregg	2.0	40:00	7/16	44	7/16	44						1	3	4	6	2	2		-11	14	
13	SAGAR Ian (C)	3.0	2:31										1	1	1			1		-1	0	
*14	MANNING Lee	4.5	35:53	6/8	75	6/7	86	0/1	0	3/3	100	1	6	7	1		1	1	4	-6	15	
15	FOX Ben	3.5	2:31												1					-1	0	
16	PALMER James	1.0	9:20										1		1			1		-5	0	
17	MACSORLEY James	2.0	DNP																			
18	BRIDGE Billy	3.0	DNP																			
20	EDWARDS Lewis	3.0	DNP																			
Team / Coach												1	3	4		1						
Totals				31/67	46	29/57	51	2/10	20	4/5	80	5	26	31	22	8	3		15	11	-11	68
Coach		CHOUHRY Gaz																				
Assistant Coach		MANNING Lee																				

	JPN	GBR
Points from Turnovers	3	4
Points in the Paint	42 (21/24) 88%	32 (16/22) 73%
Second Chance Points	2	2
Fast Break Points	22	2
Bench Points	34	1

	JPN	GBR
Biggest Lead	11	10
Biggest Scoring Run	9-0 (37-36)	6-0 (9-19)
Lead Changes		5
Times Tied		3
Time Leading	16:12	21:29

Legend:			
%	Shooting Percentage	(C)	Captain
BS	Blocked Shots	DNP	Did Not Play
MIN	Minutes Played	No.	Uniform Number
Qx	Quarter Time	ST	Steals
*	Game Starters	DR	Defensive Rebounds
+/-	Plus-Minus	OR	Offensive Rebounds
AS	Assists	PF	Fouls
M/A	Made / Attempts	TOT	Total Rebounds
PTS	Points		



Results

結果

Game 69

TUR 58 vs 74 AUS
(18-23, 6-16, 16-20, 18-15)

Attendance: 38

Game Duration: 1:21

Referee: HSIEH Shu-Fei

Commissioner: ANG Kean Koo

Umpires: REHLING Carsten; ONO Hiroki

Scoring by 5 min intervals:	TUR AUS	Q1		Q2		Q3		Q4	
		12	18	20	24	32	40	52	58
		9	23	33	39	49	59	64	74

TUR - Turkey

No.	Name	Sport Class	MIN	Field Goals		2 Points		3 Points		Free Throws		Rebounds			AS	TO	ST	BS	PF	FD	+/-	PTS	
				M/A	%	M/A	%	M/A	%	M/A	%	OR	DR	TOT									
*3	ACAR Deniz	2.5	15:33	2/5	40	2/5	40					2	2	4	1							-6	4
*5	GURBULAK Ozgur (C)	4.0	34:54	3/9	33	3/7	43	0/2	0				7	7	8	3				1		-11	6
6	GUNAYDIN Mucahit	4.0	1:59										1	1								-7	0
7	EFETURK Ahmet	4.0	17:58	1/5	20	1/5	20						2	2	3	3			3	2		-6	2
*9	TOPRAK Ugur	3.0	33:50	6/10	60	6/9	67	0/1	0			3	2	5	4	3			3	2		-8	12
*10	AR Ismail	1.5	21:59	4/5	80	4/5	80						2	2	2							-6	8
11	GUNDOGDU Fikri	1.0	DNP																				
15	SAYAK Selim	2.5	9:39	1/2	50	1/2	50								2				1	1		-6	2
*35	GUMUS Ferit	3.0	25:02	5/9	56	5/9	56					2	8	10	1	1				2		-16	10
36	TOPTAS Samet	4.5	3:07	1/2	50	1/2	50													1		2	2
47	AKSOY Ridvan	1.0	17:58	3/4	75	3/4	75						1	1		2	2		1			-6	6
52	GULEM Volkan	2.0	18:01	3/4	75	3/4	75						1	1	1	3			3			-10	6
Team / Coach																							
Totals				29/55	53	29/52	56	0/3	0				7	28	35	20	19	2		11	9	-16	58
Coach		AKIN Ahmet																					
Assistant Coach		KILIC Erdinc										BUKEN Ozgur Emrah											

AUS - Australia

No.	Name	Sport Class	MIN	Field Goals		2 Points		3 Points		Free Throws		Rebounds			AS	TO	ST	BS	PF	FD	+/-	PTS	
				M/A	%	M/A	%	M/A	%	M/A	%	OR	DR	TOT									
1	WHITE Samuel	1.0	8:13									1	1		1				1			-1	0
2	TYNDALL Jeremy	1.5	1:57																			0	0
5	LATHAM Bill	4.0	DNP																				
6	STIBNERS Brett	4.0	13:09	3/11	27	2/9	22	1/2	50				2	2	3		1		1	2		4	7
*7	NORRIS Shaun (C)	3.0	25:48	11/17	65	10/16	63	1/1	100			1	2	3	3	2	1		1			12	23
*8	ROBINS Kim	3.0	23:48	3/7	43	3/7	43								6	1			2			11	6
*9	KNOWLES Tristan	4.0	33:53	12/18	67	6/8	75	6/10	60	1/1	100	2	4	6	7		1		1	4		13	31
*10	BLAIR Jannik	1.0	31:47	0/4	0	0/4	0					4	4	4	1		1	1	1	1		17	0
*11	O'NEILL-THORNE Tom	3.0	28:51	2/13	15	2/11	18	0/2	0	1/1	100	2	4	6	5		2			2		7	5
12	McSHANE Matthew	1.5	12:08	0/1	0	0/1	0								1							6	0
15	AUPRINCE Michael	4.0	7:03	1/1	100	1/1	100						3	3	1	1	1					5	2
33	McPHAIL John	3.0	13:23									1	1	2	2				2	2		6	0
Team / Coach																							
Totals				32/72	44	24/57	42	8/15	53	2/2	100	11	18	29	29	5	7	1		9	11	16	74
Coach		FRIDAY Craig																					
Assistant Coach		NESS Brad										MIZENS Grant											

	TUR	AUS
Points from Turnovers	6	29
Points in the Paint	40 (20/32) 63%	26 (13/26) 50%
Second Chance Points	8	15
Fast Break Points	12	9
Bench Points	18	9

	TUR	AUS
Biggest Lead	3	22
Biggest Scoring Run	10-0 (52-64)	12-0 (20-37)
Lead Changes		5
Times Tied		5
Time Leading	2:34	34:22

Legend:			
%	Shooting Percentage	(C)	Captain
BS	Blocked Shots	DNP	Did Not Play
MIN	Minutes Played	No.	Uniform Number
Qx	Quarter Time	ST	Steals
*	Game Starters	DR	Defensive Rebounds
+/-	Plus-Minus	OR	Offensive Rebounds
AS	Assists	PF	Fouls
M/A	Made / Attempts	TOT	Total Rebounds
PTS	Points		



Results

結果

Game 72

ESP 58 vs 68 GBR
(13-13, 17-15, 10-22, 18-18)

Attendance: 62

Game Duration: 1:45

Referee: QUINTANA Matias

Commissioner: van MEURS Nathalie

Umpires: MATHIAS Gustavo; ZAMPONI Maurizio

Scoring by 5 min intervals:		Q1		Q2		Q3		Q4	
ESP		9	13	24	30	34	40	48	58
GBR		11	13	20	28	40	50	56	68

ESP - Spain

No.	Name	Sport Class	MIN	Field Goals		2 Points		3 Points		Free Throws		Rebounds			AS	TO	ST	BS	PF	FD	+/-	PTS	
				M/A	%	M/A	%	M/A	%	M/A	%	OR	DR	TOT									
*5	STIX SOTO Daniel	1.5	29:26										1	1	1	1			1			-12	0
7	ZARZUELA BELTRAN Pablo Jesus	3.0	DNP																				
8	SANCHEZ LARA Francisco	1.0	2:32	0/1	0	0/1	0					1		1								-2	0
*9	ZARZUELA BELTRAN Alejandro	3.0	40:00	6/12	50	6/12	50			5/6	83	3	6	9	2		2		3	4		-10	17
*10	DIALLO DIOUF Amadou	3.0	25:21	5/9	56	5/9	56			1/2	50	3	4	7	1		1	1	4	2		1	11
*11	RUIZ JORDAN Jordi	2.5	26:30	3/6	50	2/4	50	1/2	50	1/4	25	1	1	2	3	2			3	4		-6	8
*13	GARCIA PEREIRO Asier (C)	4.0	27:58	4/20	20	4/20	20						4	4	10	3			2	3		-8	8
14	MOURIZ DOPICO David	2.5	18:02	2/5	40	1/1	100	1/4	25	1/2	50		3	3	4	2			3	2		6	6
16	ONRUBIA GONZALEZ Oscar	1.5	3:30																			-6	0
24	ORTEGA LAFUENTE Ignacio	4.0	4:58	0/2	0	0/2	0					1		1								-10	0
28	LORENZO DIAZ Manuel	3.0	19:11	4/7	57	4/7	57					2	6	8			1		2	1		-1	8
51	ALEJOS ALONSO Agustin	4.5	2:32	0/2	0	0/1	0	0/1	0							1			2			-2	0
Team / Coach																							
Totals			24/64	38	22/57	39	2/7	29	8/14	57	11	27	38	21	12	4	1	20	16	-10		58	
Coach		TRIGO DIEZ Oscar																					
Assistant Coach		LOPEZ MARTINEZ Francisco										CARVAJAL PICHEL Javier											

GBR - Great Britain

No.	Name	Sport Class	MIN	Field Goals		2 Points		3 Points		Free Throws		Rebounds			AS	TO	ST	BS	PF	FD	+/-	PTS
				M/A	%	M/A	%	M/A	%	M/A	%	OR	DR	TOT								
*4	CHOUDHRY Gaz	4.0	30:32	8/15	53	7/14	50	1/1	100	2/3	67	2	4	6	6	4	1		4	4	10	19
7	BYWATER Terry	4.5	10:33	4/9	44	3/6	50	1/3	33	5/6	83		2	2	1			1	5	3	14	
*9	BROWN Harrison	2.5	30:14	1/8	13	1/8	13			0/2	0		2	2	1	1			5	4	11	2
*10	JAMA Abdi	1.0	38:02	4/8	50	4/8	50					2	2	4	3	2			3		13	8
*12	WARBURTON Gregg	2.0	34:45	5/12	42	5/11	45	0/1	0			1	3	4	8	1			1	3	6	10
13	SAGAR Ian (C)	3.0	9:28	1/1	100	1/1	100						1	1	1						0	2
*14	MANNING Lee	4.5	34:42	5/8	63	5/8	63			1/2	50	5	16	21	1		1		1	2	11	11
15	FOX Ben	3.5	4:13							1/2	50					1			1	1	-4	1
16	PALMER James	1.0	7:13	0/1	0	0/1	0			1/2	50						1		1	1	1	1
17	MACSORLEY James	2.0	0:18																		-1	0
18	BRIDGE Billy	3.0	DNP																			
20	EDWARDS Lewis	3.0	DNP																			
Team / Coach																						
Totals			28/62	45	26/57	46	2/5	40	10/17	59	10	30	40	20	11	3			16	20	10	68
Coach		CHOUDHRY Gaz																				
Assistant Coach		MANNING Lee																				

	ESP	GBR
Points from Turnovers	12	13
Points in the Paint	36 (18/40) 45%	20 (10/23) 43%
Second Chance Points	11	9
Fast Break Points	4	1
Bench Points	14	18

	ESP	GBR
Biggest Lead	8	14
Biggest Scoring Run	8-0 (48-54)	7-0 (24-23)
Lead Changes		5
Times Tied		6
Time Leading	11:36	24:08

Legend:			
%	Shooting Percentage	(C)	Captain
BS	Blocked Shots	DNP	Did Not Play
MIN	Minutes Played	No.	Uniform Number
Qx	Quarter Time	ST	Steals
*	Game Starters	DR	Defensive Rebounds
		OR	Offensive Rebounds
		TO	Turnovers
+/-	Plus-Minus	FD	Fouls Drawn
		PF	Fouls
AS	Assists	TOT	Total Rebounds
M/A	Made / Attempts		
PTS	Points		



Results

結果

Game 73

USA 64 vs 60 JPN
(18-18, 14-9, 13-19, 19-14)

Attendance: 62

Game Duration: 1:25

Referee: URUNUELA Juan

Commissioner: MAGALLANES Juan

Umpires: GAUTHIER Sebastien; PAJER Tomas

Scoring by 5 min intervals:	USA	Q1	Q2	Q3	Q4	JPN
		4 18	26 32	39 45	55 64	
		10 18	20 27	39 46	56 60	

USA - United States

No.	Name	Sport Class	MIN	Field Goals		2 Points		3 Points		Free Throws		Rebounds			AS	TO	ST	BS	PF	FD	+/-	PTS	
				M/A	%	M/A	%	M/A	%	M/A	%	OR	DR	TOT									
1	SANCHEZ Jorge	4.0	DNP																				
2	WILLIAMS Jacob	2.5	29:05	6/15	40	5/13	38	1/2	50			1	6	7	4	2	2		3	1	17	13	
4	TUREK Joshua	3.5	8:13	0/3	0	0/3	0						1	1							-7	0	
*5	PAYE Michael	3.0	3:14	0/2	0	0/2	0													2	-6	0	
6	LESPERANCE Matt	1.0	DNP																				
*7	NEISWENDER Ryan	2.0	2:58	0/1	0	0/1	0															-6	0
*8	BELL Brian	4.5	31:47	4/11	36	4/11	36					1	6	7	5		2	1	1	1	11	8	
9	SCOTT Matt	3.5	14:38	1/5	20	1/4	25	0/1	0				2	2				1	2	1	-8	2	
*11	SERIO Steve (C)	3.5	33:19	11/19	58	10/16	63	1/3	33	5/6	83	1	3	4	9	2	2		3	5	5	28	
15	HINZE Nate	4.5	DNP																				
16	JENIFER Trevon	2.5	36:46	3/5	60	3/5	60			3/4	75	1	3	4	2	1	3		1	6	10	9	
*33	BOIE John	1.0	40:00	2/2	100	2/2	100						1	1	1	1	1		1	1	4	4	
Team / Coach												1	3	4		1							
Totals				27/63	43	25/57	44	2/6	33	8/10	80	5	25	30	21	7	10	2	11	17	4	64	
Coach		LYKINS Ron																					
Assistant Coach		TAYLOR Robert										SCHWAB Christina											

JPN - Japan

No.	Name	Sport Class	MIN	Field Goals		2 Points		3 Points		Free Throws		Rebounds			AS	TO	ST	BS	PF	FD	+/-	PTS
				M/A	%	M/A	%	M/A	%	M/A	%	OR	DR	TOT								
*1	TOYOSHIMA Akira (C)	2.0	18:24	0/1	0	0/1	0												1		-4	0
*2	CHOKAI Renshi	2.5	36:01	4/7	57	4/7	57					4	14	18	3	2			2	3	-2	8
*6	KAWAHARA Rin	1.5	11:55	1/1	100	1/1	100												2	1	4	2
7	FURUSAWA Takuya	3.0	13:05	1/8	13	1/7	14	0/1	0			1	1	1	1	1			1	2	-9	2
8	AKAISHI Ryuga	2.5	26:02	3/4	75	3/4	75					1	1	3	1				1	1	-6	6
10	MIYAJIMA Tetsuya	4.0	6:02	0/1	0	0/1	0					1	1	1	2				2		-4	0
11	FUJISAWA Kiyoshi	2.0	8:33	2/3	67	2/3	67					1	1	3							9	4
*13	FUJIMOTO Reo	4.5	18:58	5/10	50	4/8	50	1/2	50			6	6	2	1				4		-3	11
21	TAKAMATSU Yoshinobu	4.0	0:14																		0	0
*25	AKITA Kei	3.5	19:59	3/7	43	3/7	43			3/5	60		2	2	2	2			1	3	11	9
26	IWAI Takayoshi	1.0	13:04																		-10	0
55	KOZAI Hiroaki	3.5	27:43	9/15	60	9/11	82	0/4	0			1	3	4	5	4	1		3	1	-6	18
Team / Coach												1	1	2		1						
Totals				28/57	49	27/50	54	1/7	14	3/5	60	6	30	36	20	14	1		17	11	-4	60
Coach		KYOYA Kazuyuki																				
Assistant Coach		OIKAWA Shimpei																				

	USA	JPN
Points from Turnovers	18	1
Points in the Paint	28 (14/25) 56%	20 (10/18) 56%
Second Chance Points	2	4
Fast Break Points	8	9
Bench Points	24	30

	USA	JPN
Biggest Lead	6	8
Biggest Scoring Run	10-0 (22-18)	8-0 (0-8)
Lead Changes		3
Times Tied		5
Time Leading	19:08	16:52

Legend:			
%	Shooting Percentage	(C)	Captain
BS	Blocked Shots	DNP	Did Not Play
MIN	Minutes Played	No.	Uniform Number
Qx	Quarter Time	ST	Steals
*	Game Starters	DR	Defensive Rebounds
+/-	Plus-Minus	OR	Offensive Rebounds
AS	Assists	PF	Fouls
M/A	Made / Attempts	TOT	Total Rebounds
PTS	Points		



Cumulative Statistics

チームの累積統計

USA - United States

After 8 games

Player Totals

No.	Name	Sport Class	GP	TP	Field Goals		2 Points		3 Points		Free Throws		Rebounds			AS	TO	ST	BS	PF	FD	+/-	PTS
					M / A	%	M / A	%	M / A	%	M / A	%	OR	DR	TOT								
1	SANCHEZ Jorge	4.0	3	42:14	6/12	50	6/12	50			4/6	67	2	7	9	8	2	1		2	6	34	16
2	WILLIAMS Jacob	2.5	8	3:18:20	49/122	40	42/95	44	7/27	26	6/9	67	9	30	39	35	10	14		10	13	113	111
4	TUREK Joshua	3.5	8	1:25:51	21/49	43	21/47	45	0/2	0	10/12	83	3	14	17	3	5	3		8	10	51	52
5	PAYE Michael	3.0	8	1:23:11	14/27	52	14/27	52			2/2	100	2	9	11	17	4	5		3	5	35	30
6	LESPERANCE Matt	1.0	5	44:52	1/1	100	1/1	100						1	1					3		18	2
7	NEISWENDER Ryan	2.0	8	1:49:15	11/27	41	11/27	41					1	11	12	4	2			9	5	45	22
8	BELL Brian	4.5	8	2:40:41	41/66	62	41/65	63	0/1	0	2/5	40	7	32	39	16	6	6	2	5	9	50	84
9	SCOTT Matt	3.5	8	2:42:54	24/65	37	21/50	42	3/15	20	5/14	36	10	25	35	37	5	10	3	12	18	68	56
11	SERIO Steve (C)	3.5	8	3:25:32	38/81	47	35/67	52	3/14	21	12/13	92	6	39	45	59	10	10		13	25	69	91
15	HINZE Nate	4.5	5	35:26	7/12	58	7/12	58			1/2	50	2	11	13	2	4	2		5	3	17	15
16	JENIFER Trevon	2.5	8	4:03:43	12/33	36	12/33	36			11/22	50	11	21	32	22	2	17		15	24	118	35
33	BOIE John	1.0	8	3:48:01	3/10	30	3/10	30			0/2	0		5	5	3	2	3		10	5	82	6
Team / Coach																							
Totals					227/505	45	214/446	48	13/59	22	53/87	61	56	234	290	206	57	71	5	95	123	140	520
Opponents					169/432	39	158/371	43	11/61	18	31/70	44	39	230	269	137	121	22	3	123	95	-140	380

Team Totals

	USA	Opponents
Points from Turnovers	130	34
Points in the Paint	256 (128/230) 56%	186 (93/181) 51%
Second Chance Points	48	30
Fast Break Points	80	36
Bench Points	287	90

Player Averages

No.	Name	Sport Class	GP	MPG	Field Goals		2 Points		3 Points		Free Throws		Rebounds			AS	TO	ST	BS	PF	FD	+/-	PPG
					M / A	%	M / A	%	M / A	%	M / A	%	OR	DR	TOT								
1	SANCHEZ Jorge	4.0	3	14.1	2.0/4.0	50	2.0/4.0	50			1.3/2.0	67	0.7	2.3	3.0	2.7	0.7	0.3		0.7	2.0	11.3	5.3
2	WILLIAMS Jacob	2.5	8	24.8	6.1/15.3	40	5.3/11.9	44	0.9/3.4	26	0.8/1.1	67	1.1	3.8	4.9	4.4	1.3	1.8		1.3	1.6	14.1	13.9
4	TUREK Joshua	3.5	8	10.7	2.6/6.1	43	2.6/5.9	45	0.0/0.3	0	1.3/1.5	83	0.4	1.8	2.1	0.4	0.6	0.4		1.0	1.3	6.4	6.5
5	PAYE Michael	3.0	8	10.4	1.8/3.4	52	1.8/3.4	52			0.3/0.3	100	0.3	1.1	1.4	2.1	0.5	0.6		0.4	0.6	4.4	3.8
6	LESPERANCE Matt	1.0	5	9.0	0.2/0.2	100	0.2/0.2	100						0.2	0.2					0.6		3.6	0.4
7	NEISWENDER Ryan	2.0	8	13.7	1.4/3.4	41	1.4/3.4	41					0.1	1.4	1.5	0.5	0.3			1.1	0.6	5.6	2.8
8	BELL Brian	4.5	8	20.1	5.1/8.3	62	5.1/8.1	63	0.0/0.1	0	0.3/0.6	40	0.9	4.0	4.9	2.0	0.8	0.8	0.3	0.6	1.1	6.3	10.5
9	SCOTT Matt	3.5	8	20.4	3.0/8.1	37	2.6/6.3	42	0.4/1.9	20	0.6/1.8	36	1.3	3.1	4.4	4.6	0.6	1.3	0.4	1.5	2.3	8.5	7.0
11	SERIO Steve (C)	3.5	8	25.7	4.8/10.1	47	4.4/8.4	52	0.4/1.8	21	1.5/1.6	92	0.8	4.9	5.6	7.4	1.3	1.3		1.6	3.1	8.6	11.4
15	HINZE Nate	4.5	5	7.1	1.4/2.4	58	1.4/2.4	58			0.2/0.4	50	0.4	2.2	2.6	0.4	0.8	0.4		1.0	0.6	3.4	3.0
16	JENIFER Trevon	2.5	8	30.5	1.5/4.1	36	1.5/4.1	36			1.4/2.8	50	1.4	2.6	4.0	2.8	0.3	2.1		1.9	3.0	14.8	4.4
33	BOIE John	1.0	8	28.5	0.4/1.3	30	0.4/1.3	30			0.0/0.3	0		0.6	0.6	0.4	0.3	0.4		1.3	0.6	10.3	0.8
Team / Coach																							
Totals					28.4/63.1	45	26.8/55.8	48	1.6/7.4	22	6.6/10.9	61	7.0	29.3	36.3	25.8	7.1	8.9	0.6	11.9	15.4	17.5	65.0
Opponents					21.1/54.0	39	19.8/46.4	43	1.4/7.6	18	3.9/8.8	44	4.9	28.8	33.6	17.1	15.1	2.8	0.4	15.4	11.9	-17.5	47.5

Team Averages

	USA	Opponents
Points from Turnovers	16.3	4.3
Points in the Paint	32.0	23.3
Second Chance Points	6.0	3.8
Fast Break Points	10.0	4.5
Bench Points	35.9	11.3



Cumulative Statistics

チームの累積統計

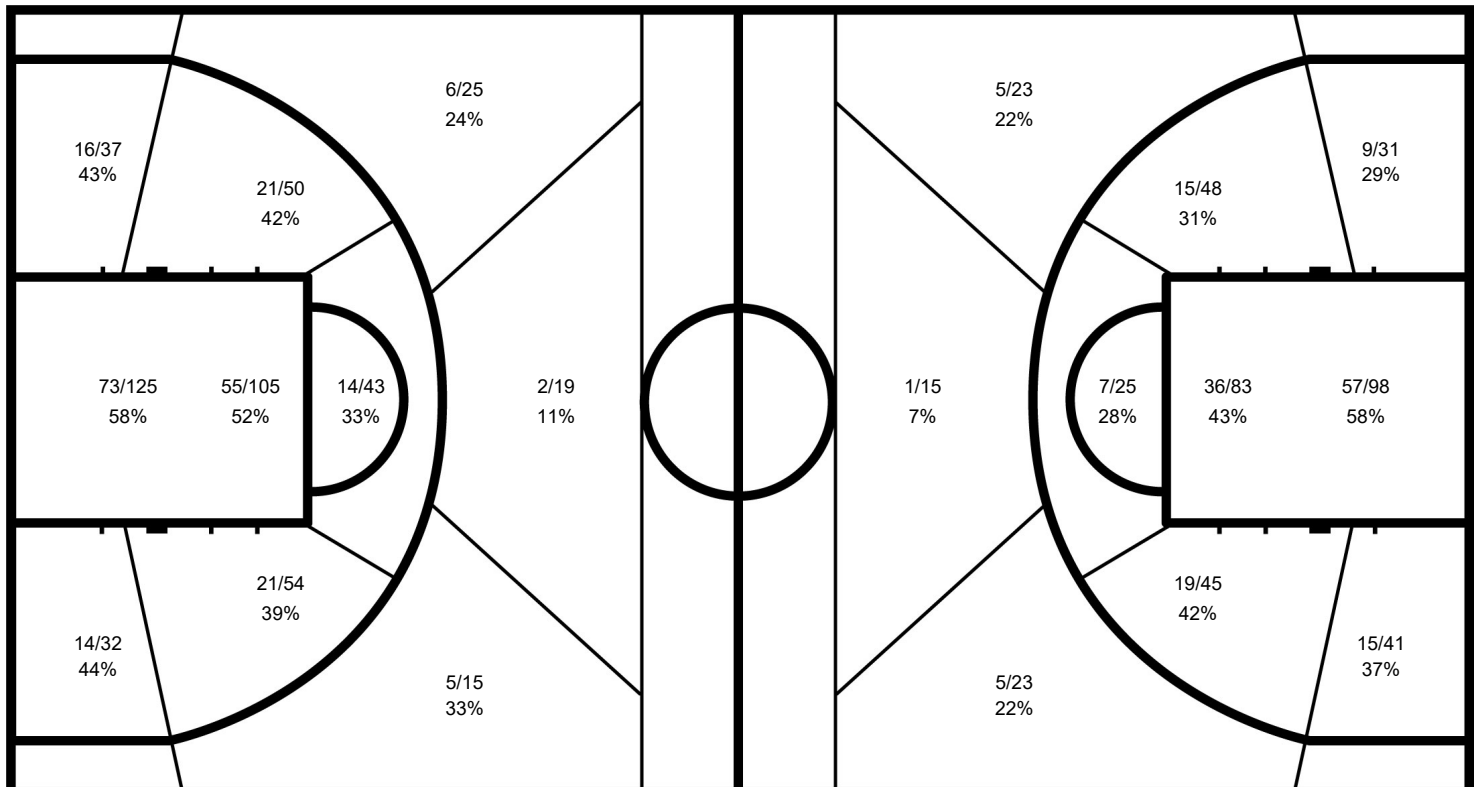
USA - United States

After 8 games

Phase	USA Played	Score		Field Goals		2 Points		3 Points		Free Throws		Rebounds			AS	TO	ST	BS	PF	FD
				M / A	%	M / A	%	M / A	%	M / A	%	OR	DR	TOT						
Preliminary Round Group B	GER	58-55	For	27/58	47	27/56	48	0/2	0	4/9	44	5	29	34	24	8	7	2	10	14
			Agn.	23/57	40	18/41	44	5/16	31	4/5	80	3	29	32	20	10	4	1	14	10
Preliminary Round Group B	IRI	65-41	For	30/68	44	29/61	48	1/7	14	4/6	67	8	28	36	31	6	11		15	11
			Agn.	18/46	39	16/40	40	2/6	33	3/11	27	3	31	34	13	20	4		11	15
Preliminary Round Group B	GBR	63-64	For	26/68	38	26/60	43	0/8	0	11/17	65	8	23	31	25	2	9		20	19
			Agn.	28/49	57	28/46	61	0/3	0	8/16	50	4	32	36	22	15		1	19	20
Preliminary Round Group B	AUS	66-38	For	26/61	43	23/53	43	3/8	38	11/17	65	8	32	40	23	10	9		6	17
			Agn.	18/60	30	18/56	32	0/4	0	2/8	25	10	30	40	17	17	5		17	6
Preliminary Round Group B	ALG	86-25	For	39/64	61	37/58	64	2/6	33	6/12	50	10	38	48	34	9	11		8	16
			Agn.	12/56	21	11/45	24	1/11	9	0/2	0	5	18	23	9	17	3	1	16	8
Quarterfinal	TUR	52-45	For	22/63	35	21/56	38	1/7	14	7/9	78	6	27	33	20	4	7	1	14	17
			Agn.	19/48	40	17/41	41	2/7	29	5/13	38	3	35	38	13	17	2		17	14
Semifinal	ESP	66-52	For	30/60	50	26/45	58	4/15	27	2/7	29	6	32	38	28	11	7		11	12
			Agn.	23/59	39	23/52	44	0/7	0	6/10	60	5	25	30	23	11	3		12	11
Gold Medal Match	JPN	64-60	For	27/63	43	25/57	44	2/6	33	8/10	80	5	25	30	21	7	10	2	11	17
			Agn.	28/57	49	27/50	54	1/7	14	3/5	60	6	30	36	20	14	1		17	11

USA - United States

Opponents



USA

	M / A	%
Field Goals	227 / 505	45
2 Points	214 / 446	48
3 Points	13 / 59	22
Free Throws	53 / 87	61

Opponents

	M / A	%
Field Goals	169 / 432	39
2 Points	158 / 371	43
3 Points	11 / 61	18
Free Throws	31 / 70	44



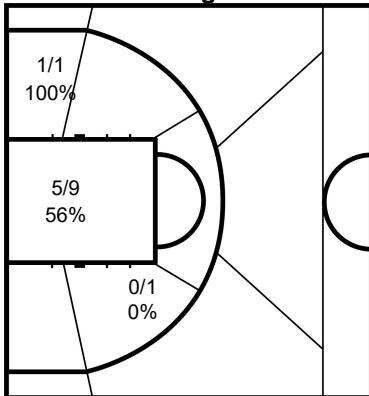
Cumulative Statistics

チームの累積統計

USA - United States

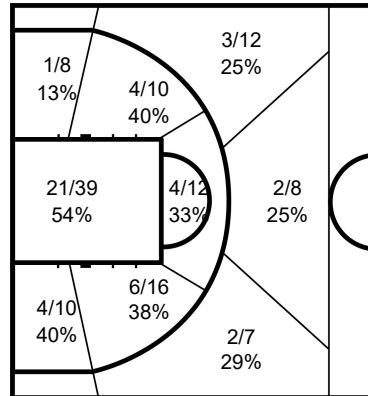
After 8 games

1 SANCHEZ Jorge



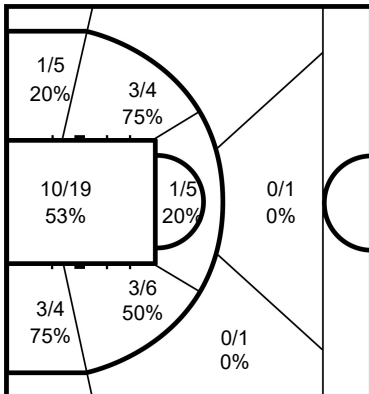
	M / A	%
Field Goals	6 / 12	50
2 Points	6 / 12	50
3 Points		
Free Throws	4 / 6	67

2 WILLIAMS Jacob



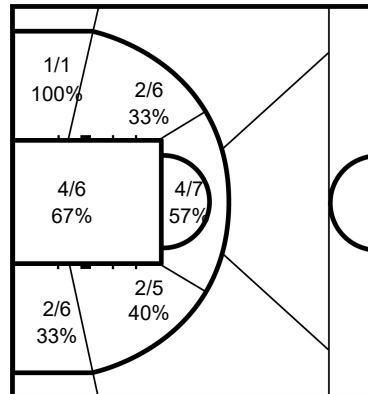
	M / A	%
Field Goals	49 / 122	40
2 Points	42 / 95	44
3 Points	7 / 27	26
Free Throws	6 / 9	67

4 TUREK Joshua



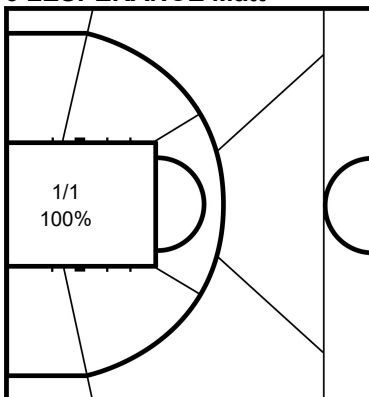
	M / A	%
Field Goals	21 / 49	43
2 Points	21 / 47	45
3 Points	0 / 2	0
Free Throws	10 / 12	83

5 PAYE Michael



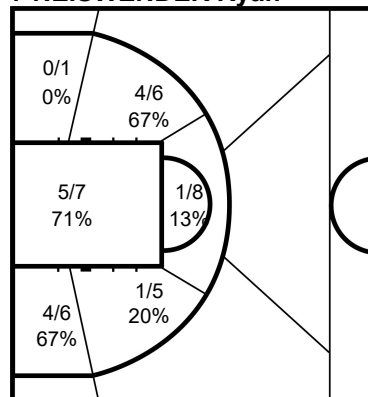
	M / A	%
Field Goals	14 / 27	52
2 Points	14 / 27	52
3 Points		
Free Throws	2 / 2	100

6 LESPERANCE Matt



	M / A	%
Field Goals	1 / 1	100
2 Points	1 / 1	100
3 Points		
Free Throws		

7 NEISWENDER Ryan



	M / A	%
Field Goals	11 / 27	41
2 Points	11 / 27	41
3 Points		
Free Throws		



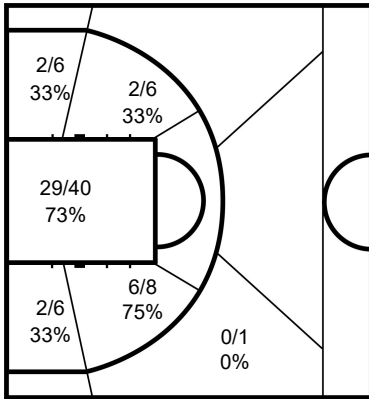
Cumulative Statistics

チームの累積統計

USA - United States

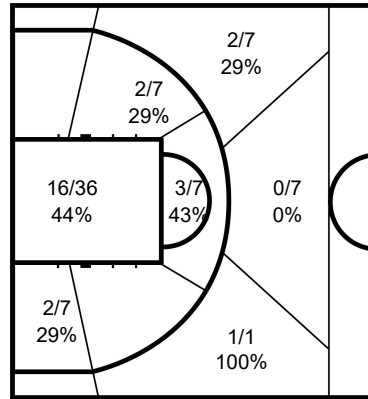
After 8 games

8 BELL Brian



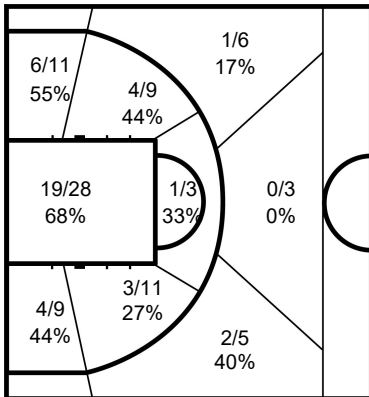
	M / A	%
Field Goals	41 / 66	62
2 Points	41 / 65	63
3 Points	0 / 1	0
Free Throws	2 / 5	40

9 SCOTT Matt



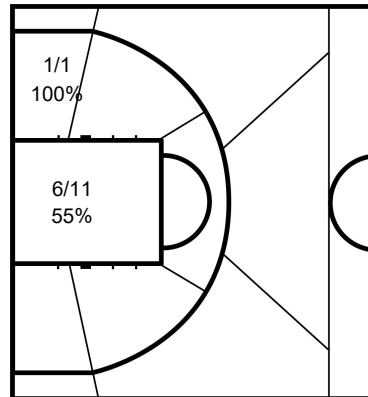
	M / A	%
Field Goals	24 / 65	37
2 Points	21 / 50	42
3 Points	3 / 15	20
Free Throws	5 / 14	36

11 SERIO Steve



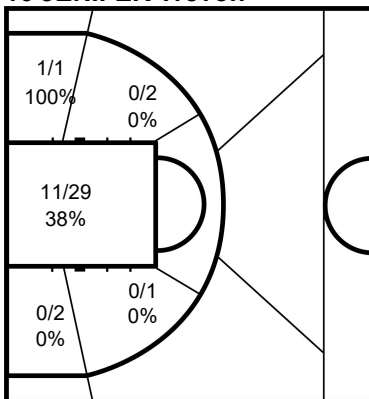
	M / A	%
Field Goals	38 / 81	47
2 Points	35 / 67	52
3 Points	3 / 14	21
Free Throws	12 / 13	92

15 HINZE Nate



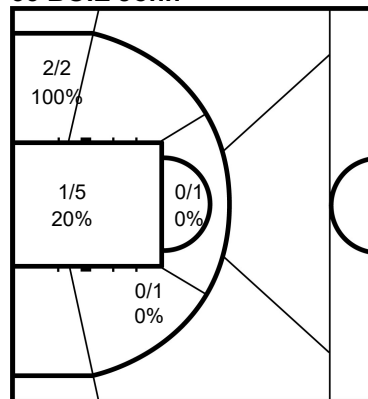
	M / A	%
Field Goals	7 / 12	58
2 Points	7 / 12	58
3 Points		
Free Throws	1 / 2	50

16 JENIFER Trevon



	M / A	%
Field Goals	12 / 33	36
2 Points	12 / 33	36
3 Points		
Free Throws	11 / 22	50

33 BOIE John



	M / A	%
Field Goals	3 / 10	30
2 Points	3 / 10	30
3 Points		
Free Throws	0 / 2	0

Legend:			
%	Shooting Percentage	(C)	Captain
BS	Blocked Shots	DR	Defensive Rebounds
MPG	Minutes Played per Game	No.	Uniform Number
PTS	Points	ST	Steals
+/-	Plus-Minus	FD	Fouls Drawn
Agn.	Against	OR	Offensive Rebounds
GP	Games Played	TO	Turnovers
AS	Assists	PF	Fouls
M / A	Made / Attempts	TOT	Total Rebounds
PPG	Points per Game		
TP	Time Played		



Cumulative Statistics

チームの累積統計

JPN - Japan

After 8 games

Player Totals

No.	Name	Sport Class	GP	TP	Field Goals		2 Points		3 Points		Free Throws		Rebounds			AS	TO	ST	BS	PF	FD	+/-	PTS
					M / A	%	M / A	%	M / A	%	M / A	%	OR	DR	TOT								
1	TOYOSHIMA Akira (C)	2.0	8	2:33:35	8/15	53	8/15	53					2	6	8	17	8	1		5	6	18	16
2	CHOKAI Renshi	2.5	8	4:40:08	38/81	47	36/69	52	2/12	17	6/14	43	13	73	86	56	18	16	2	15	36	49	84
6	KAWAHARA Rin	1.5	8	2:49:40	5/11	45	5/11	45			1/1	100	5	8	13	4	6	2		14	5	31	11
7	FURUSAWA Takuya	3.0	8	1:41:51	23/66	35	22/49	45	1/17	6	3/6	50	4	7	11	13	2	2		10	13	2	50
8	AKAISHI Ryuga	2.5	8	2:59:56	13/30	43	13/29	45	0/1	0			2	11	13	20	10	3		12	4	23	26
10	MIYAJIMA Tetsuya	4.0	7	47:06	0/8	0	0/8	0			1/4	25		13	13	5	4		1	3	4	-25	1
11	FUJISAWA Kiyoshi	2.0	7	43:21	3/9	33	2/7	29	1/2	50			1	5	6	7	3			2	1	8	7
13	FUJIMOTO Reo	4.5	8	2:45:43	44/94	47	38/72	53	6/22	27	1/5	20	3	37	40	15	11	3		16	11	10	95
21	TAKAMATSU Yoshinobu	4.0	6	11:45									1	2	3		1			5		-10	
25	AKITA Kei	3.5	8	3:46:38	44/87	51	43/83	52	1/4	25	8/14	57	8	28	36	10	12	3		15	11	42	97
26	IWAI Takayoshi	1.0	7	1:09:08	0/3	0	0/3	0					2	1	3	1	3			2	4	-36	
55	KOZAI Hiroaki	3.5	8	2:31:09	54/98	55	40/71	56	14/27	52	3/13	23	1	27	28	26	10	6		11	16	23	125
Team / Coach													10	16	26		4						
Totals					232/502	46	207/417	50	25/85	29	23/57	40	52	234	286	174	92	36	3	110	111	27	512
Opponents					212/510	42	198/443	45	14/67	21	47/64	73	58	232	290	151	93	47	7	109	110	-27	485

Team Totals

	JPN	Opponents
Points from Turnovers	72	91
Points in the Paint	222 (111/183) 61%	268 (134/250) 54%
Second Chance Points	44	48
Fast Break Points	92	28
Bench Points	217	102

Player Averages

No.	Name	Sport Class	GP	MPG	Field Goals		2 Points		3 Points		Free Throws		Rebounds			AS	TO	ST	BS	PF	FD	+/-	PPG
					M / A	%	M / A	%	M / A	%	M / A	%	OR	DR	TOT								
1	TOYOSHIMA Akira (C)	2.0	8	19.2	1.0/1.9	53	1.0/1.9	53					0.3	0.8	1.0	2.1	1.0	0.1		0.6	0.8	2.3	2.0
2	CHOKAI Renshi	2.5	8	35.0	4.8/10.1	47	4.5/8.6	52	0.3/1.5	17	0.8/1.8	43	1.6	9.1	10.8	7.0	2.3	2.0	0.3	1.9	4.5	6.1	10.5
6	KAWAHARA Rin	1.5	8	21.2	0.6/1.4	45	0.6/1.4	45			0.1/0.1	100	0.6	1.0	1.6	0.5	0.8	0.3		1.8	0.6	3.9	1.4
7	FURUSAWA Takuya	3.0	8	12.7	2.9/8.3	35	2.8/6.1	45	0.1/2.1	6	0.4/0.8	50	0.5	0.9	1.4	1.6	0.3	0.3		1.3	1.6	0.3	6.3
8	AKAISHI Ryuga	2.5	8	22.5	1.6/3.8	43	1.6/3.6	45	0.0/0.1	0			0.3	1.4	1.6	2.5	1.3	0.4		1.5	0.5	2.9	3.3
10	MIYAJIMA Tetsuya	4.0	7	6.7	0.0/1.1	0	0.0/1.1	0			0.1/0.6	25		1.9	1.9	0.7	0.6		0.1	0.4	0.6	-3.6	0.1
11	FUJISAWA Kiyoshi	2.0	7	6.2	0.4/1.3	33	0.3/1.0	29	0.1/0.3	50			0.1	0.7	0.9	1.0	0.4			0.3	0.1	1.1	1.0
13	FUJIMOTO Reo	4.5	8	20.7	5.5/11.8	47	4.8/9.0	53	0.8/2.8	27	0.1/0.6	20	0.4	4.6	5.0	1.9	1.4	0.4		2.0	1.4	1.3	11.9
21	TAKAMATSU Yoshinobu	4.0	6	2.0									0.2	0.3	0.5		0.2			0.8		-1.7	
25	AKITA Kei	3.5	8	28.3	5.5/10.9	51	5.4/10.4	52	0.1/0.5	25	1.0/1.8	57	1.0	3.5	4.5	1.3	1.5	0.4		1.9	1.4	5.3	12.1
26	IWAI Takayoshi	1.0	7	9.9	0.0/0.4	0	0.0/0.4	0					0.3	0.1	0.4	0.1	0.4			0.3	0.6	-5.1	
55	KOZAI Hiroaki	3.5	8	18.9	6.8/12.3	55	5.0/8.9	56	1.8/3.4	52	0.4/1.6	23	0.1	3.4	3.5	3.3	1.3	0.8		1.4	2.0	2.9	15.6
Team / Coach													1.3	2.0	3.3		0.5						
Totals					29.0/62.8	46	25.9/52.1	50	3.1/10.6	29	2.9/7.1	40	6.5	29.3	35.8	21.8	11.5	4.5	0.4	13.8	13.9	3.4	64.0
Opponents					26.5/63.8	42	24.8/55.4	45	1.8/8.4	21	5.9/8.0	73	7.3	29.0	36.3	18.9	11.6	5.9	0.9	13.6	13.8	-3.4	60.6

Team Averages

	JPN	Opponents
Points from Turnovers	9.0	11.4
Points in the Paint	27.8	33.5
Second Chance Points	5.5	6.0
Fast Break Points	11.5	3.5
Bench Points	27.1	12.8



Cumulative Statistics

チームの累積統計

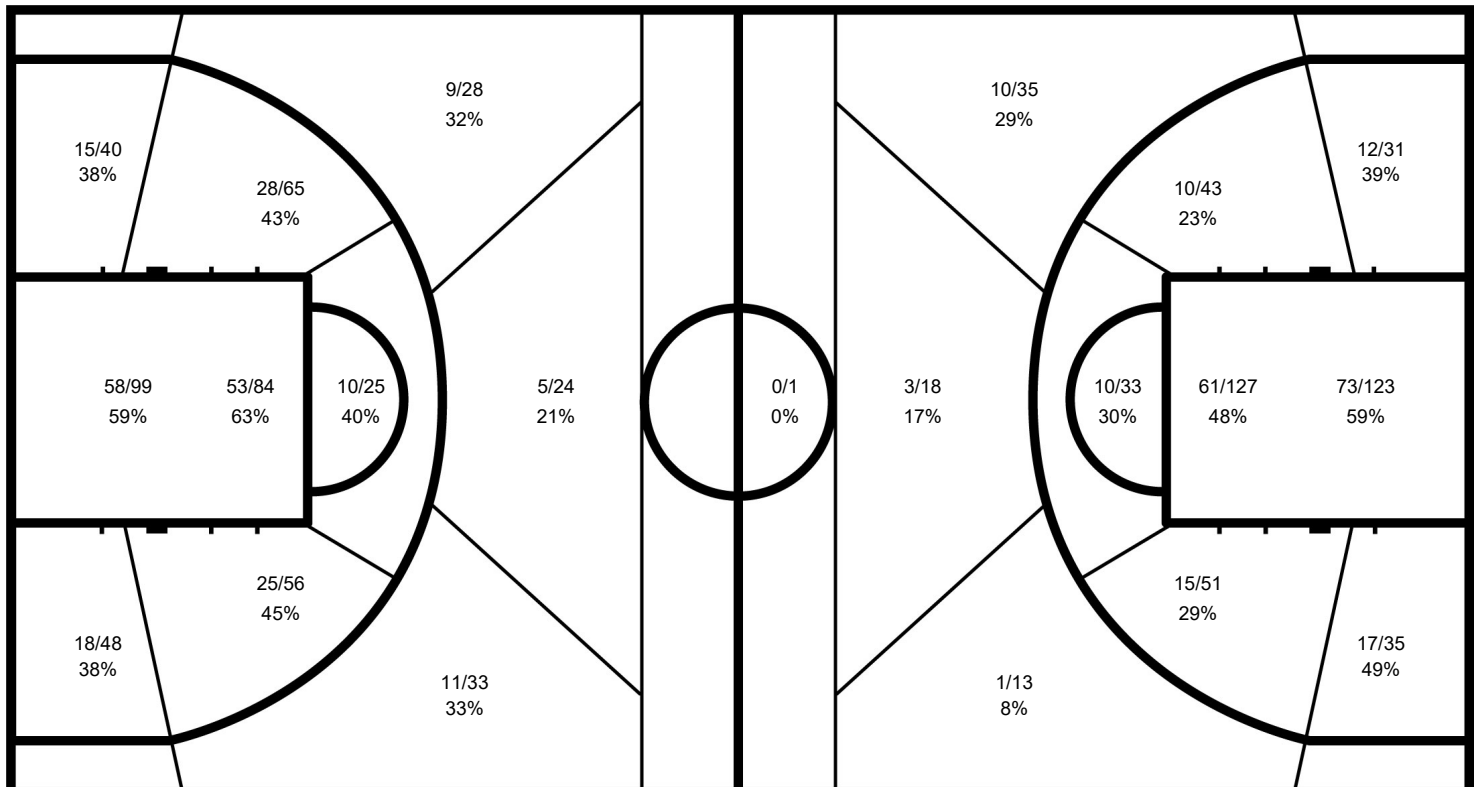
JPN - Japan

After 8 games

Phase	JPN Played	Score		Field Goals		2 Points		3 Points		Free Throws		Rebounds			AS	TO	ST	BS	PF	FD
				M / A	%	M / A	%	M / A	%	M / A	%	OR	DR	TOT						
Preliminary Round Group A	COL	63-56	For	30/72	42	27/62	44	3/10	30			9	32	41	23	8	1		13	11
			Agn.	25/61	41	21/53	40	4/8	50	2/4	50	4	32	36	18	11	2	1	9	13
Preliminary Round Group A	KOR	59-52	For	28/59	47	27/51	53	1/8	13	2/4	50	6	27	33	24	13	7	1	10	15
			Agn.	23/61	38	20/52	38	3/9	33	3/4	75	9	26	35	20	15	10	1	15	9
Preliminary Round Group A	CAN	62-56	For	23/64	36	16/45	36	7/19	37	9/18	50	8	27	35	19	5	4		21	17
			Agn.	22/62	35	22/54	41	0/8	0	12/14	86	10	37	47	12	10	1		17	21
Preliminary Round Group A	ESP	61-79	For	27/66	41	24/51	47	3/15	20	4/13	31	5	26	31	21	15	5		20	20
			Agn.	34/67	51	34/63	54	0/4	0	11/15	73	8	38	46	21	17	6	1	20	20
Preliminary Round Group A	TUR	67-55	For	32/67	48	29/57	51	3/10	30			9	27	36	23	12	8		6	8
			Agn.	26/60	43	24/50	48	2/10	20	1/3	33	7	24	31	17	16	5	1	8	6
Quarterfinal	AUS	61-55	For	29/56	52	27/51	53	2/5	40	1/8	13	6	35	41	18	17	5	2	12	14
			Agn.	24/69	35	23/57	40	1/12	8	6/9	67	10	24	34	20	9	10	1	14	13
Semifinal	GBR	79-68	For	35/61	57	30/50	60	5/11	45	4/9	44	3	30	33	26	8	5		11	15
			Agn.	31/67	46	29/57	51	2/10	20	4/5	80	5	26	31	22	8	3		15	11
Gold Medal Match	USA	60-64	For	28/57	49	27/50	54	1/7	14	3/5	60	6	30	36	20	14	1		17	11
			Agn.	27/63	43	25/57	44	2/6	33	8/10	80	5	25	30	21	7	10	2	11	17

JPN - Japan

Opponents



JPN

	M / A	%
Field Goals	232 / 502	46
2 Points	207 / 417	50
3 Points	25 / 85	29
Free Throws	23 / 57	40

Opponents

%	M / A	
42	212 / 510	Field Goals
45	198 / 443	2 Points
21	14 / 67	3 Points
73	47 / 64	Free Throws



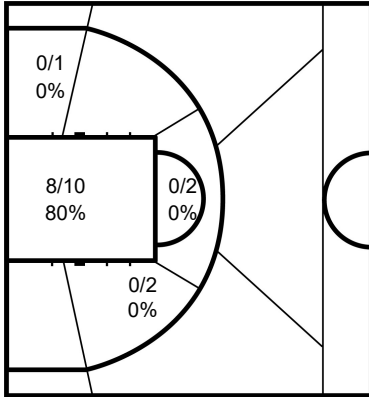
Cumulative Statistics

チームの累積統計

JPN - Japan

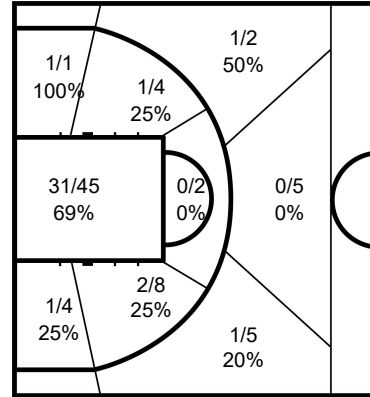
After 8 games

1 TOYOSHIMA Akira



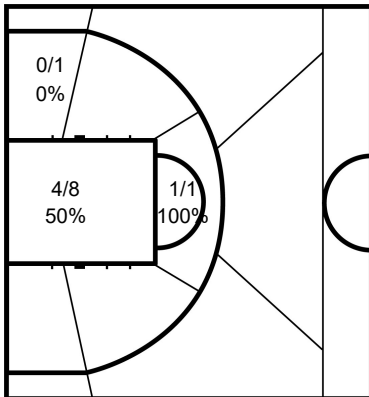
	M / A	%
Field Goals	8 / 15	53
2 Points	8 / 15	53
3 Points		
Free Throws		

2 CHOKAI Renshi



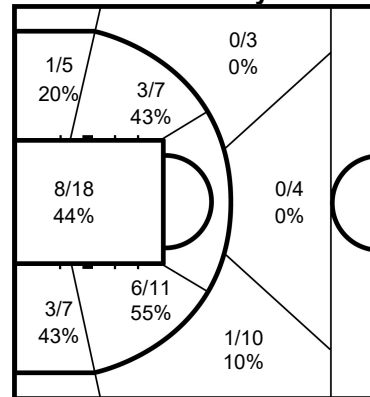
	M / A	%
Field Goals	38 / 81	47
2 Points	36 / 69	52
3 Points	2 / 12	17
Free Throws	6 / 14	43

6 KAWAHARA Rin



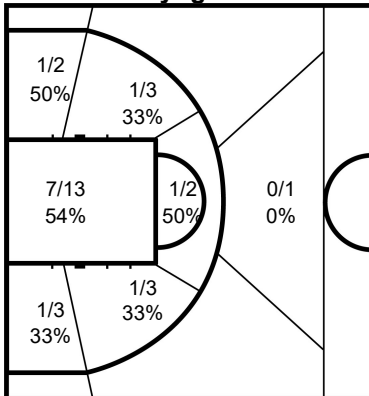
	M / A	%
Field Goals	5 / 11	45
2 Points	5 / 11	45
3 Points		
Free Throws	1 / 1	100

7 FURUSAWA Takuya



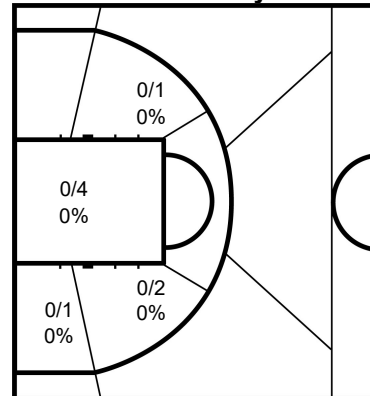
	M / A	%
Field Goals	23 / 66	35
2 Points	22 / 49	45
3 Points	1 / 17	6
Free Throws	3 / 6	50

8 AKAISHI Ryuga



	M / A	%
Field Goals	13 / 30	43
2 Points	13 / 29	45
3 Points	0 / 1	0
Free Throws		

10 MIYAJIMA Tetsuya



	M / A	%
Field Goals	0 / 8	0
2 Points	0 / 8	0
3 Points		
Free Throws	1 / 4	25



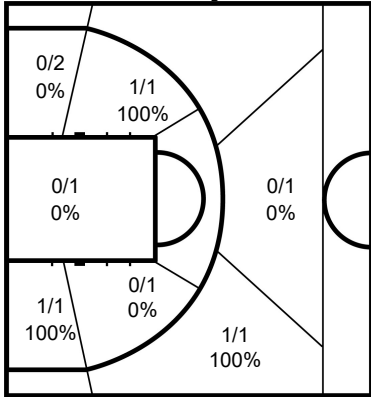
Cumulative Statistics

チームの累積統計

JPN - Japan

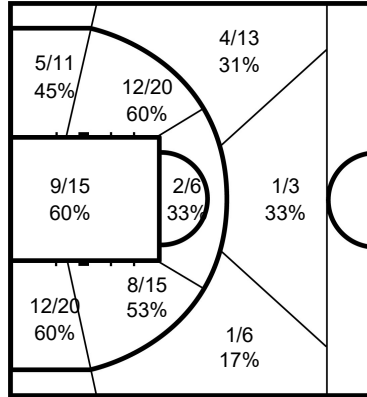
After 8 games

11 FUJISAWA Kiyoshi



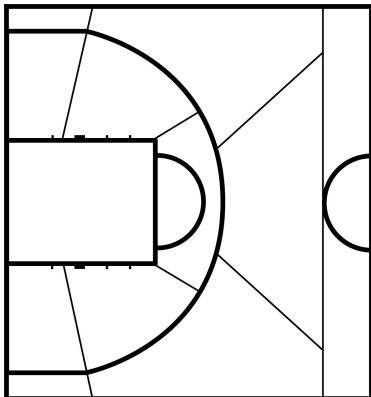
	M / A	%
Field Goals	3 / 9	33
2 Points	2 / 7	29
3 Points	1 / 2	50
Free Throws		

13 FUJIMOTO Reo



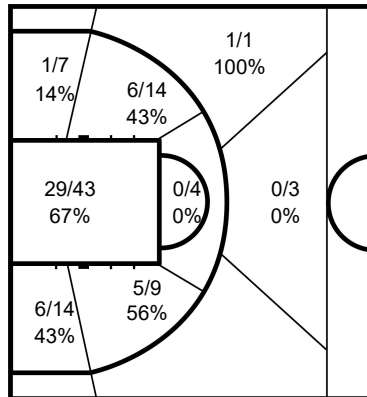
	M / A	%
Field Goals	44 / 94	47
2 Points	38 / 72	53
3 Points	6 / 22	27
Free Throws	1 / 5	20

21 TAKAMATSU Yoshinobu



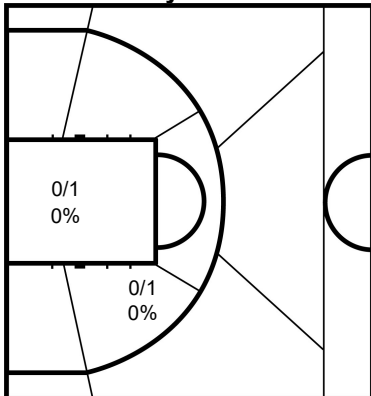
	M / A	%
Field Goals		
2 Points		
3 Points		
Free Throws		

25 AKITA Kei



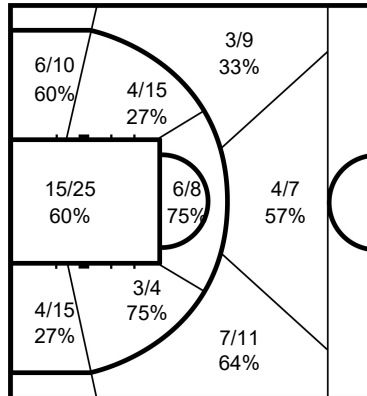
	M / A	%
Field Goals	44 / 87	51
2 Points	43 / 83	52
3 Points	1 / 4	25
Free Throws	8 / 14	57

26 IWAI Takayoshi



	M / A	%
Field Goals	0 / 3	0
2 Points	0 / 3	0
3 Points		
Free Throws		

55 KOZAI Hiroaki



	M / A	%
Field Goals	54 / 98	55
2 Points	40 / 71	56
3 Points	14 / 27	52
Free Throws	3 / 13	23

Legend:

%	Shooting Percentage	(C)	Captain	+/-	Plus-Minus	Agn.	Against	AS	Assists
BS	Blocked Shots	DR	Defensive Rebounds	FD	Fouls Drawn	GP	Games Played	M / A	Made / Attempts
MPG	Minutes Played per Game	No.	Uniform Number	OR	Offensive Rebounds	PF	Fouls	PPG	Points per Game
PTS	Points	ST	Steals	TO	Turnovers	TOT	Total Rebounds	TP	Time Played



Cumulative Statistics

チームの累積統計

GBR - Great Britain

After 8 games

Player Totals

No.	Name	Sport Class	GP	TP	Field Goals		2 Points		3 Points		Free Throws		Rebounds			AS	TO	ST	BS	PF	FD	+/-	PTS			
					M / A	%	M / A	%	M / A	%	M / A	%	OR	DR	TOT											
4	CHOUHRY Gaz	4.0	8	3:36:30	57/126	45	52/104	50	5/22	23	13/17	76	4	39	43	61	25	4		10	26	26	132			
7	BYWATER Terry	4.5	8	1:39:41	24/65	37	20/44	45	4/21	19	9/12	75	2	29	31	31	8	2	2	14	11	15	61			
9	BROWN Harrison	2.5	8	3:54:17	15/37	41	15/36	42	0/1	0	8/18	44	6	15	21	16	8	4	1	23	32	30	38			
10	JAMA Abdi	1.0	8	3:52:14	27/54	50	27/54	50			3/4	75	5	9	14	15	7			18	7	16	57			
12	WARBURTON Gregg	2.0	8	4:26:40	44/85	52	43/81	53	1/4	25	3/4	75	9	18	27	43	13	6	1	13	12	26	92			
13	SAGAR Ian (C)	3.0	8	1:37:36	21/40	53	21/40	53			2/8	25	7	18	25	1	2		2	9	8	15	44			
14	MANNING Lee	4.5	8	3:37:44	41/69	59	41/68	60	0/1	0	9/24	38	21	74	95	4	8	6	2	15	25	32	91			
15	FOX Ben	3.5	8	1:12:35	4/9	44	4/9	44			3/7	43	1	13	14	5	6	1	1	7	9	13	11			
16	PALMER James	1.0	7	1:17:59	0/2	0	0/2	0			1/2	50	1	5	6		2	1		5	2	29	1			
17	MACSORLEY James	2.0	5	52:32	1/4	25	1/4	25			0/2	0	6	4	10	2	1	1			1	11	2			
18	BRIDGE Billy	3.0	2	16:39	0/4	0	0/4	0			1/2	50		2	2	3	1	1			1	2	1			
20	EDWARDS Lewis	3.0	2	15:33	2/9	22	2/9	22			0/2	0	4	2	6			1			3	-5	4			
Team / Coach																		5	11	16						
Totals					236/504	47	226/455	50	10/49	20	52/102	51	71	239	310	181	90	27	9	114	137	42	534			
Opponents					214/512	42	192/438	44	22/74	30	42/80	53	63	212	275	178	76	47	4	137	112	-42	492			

Team Totals

	GBR	Opponents
Points from Turnovers	76	80
Points in the Paint	232 (116/201) 58%	208 (104/213) 49%
Second Chance Points	52	54
Fast Break Points	20	53
Bench Points	124	146

Player Averages

No.	Name	Sport Class	GP	MPG	Field Goals		2 Points		3 Points		Free Throws		Rebounds			AS	TO	ST	BS	PF	FD	+/-	PPG			
					M / A	%	M / A	%	M / A	%	M / A	%	OR	DR	TOT											
4	CHOUHRY Gaz	4.0	8	27.1	7.1/15.8	45	6.5/13.0	50	0.6/2.8	23	1.6/2.1	76	0.5	4.9	5.4	7.6	3.1	0.5		1.3	3.3	3.3	16.5			
7	BYWATER Terry	4.5	8	12.5	3.0/8.1	37	2.5/5.5	45	0.5/2.6	19	1.1/1.5	75	0.3	3.6	3.9	3.9	1.0	0.3	0.3	1.8	1.4	1.9	7.6			
9	BROWN Harrison	2.5	8	29.3	1.9/4.6	41	1.9/4.5	42	0.0/0.1	0	1.0/2.3	44	0.8	1.9	2.6	2.0	1.0	0.5	0.1	2.9	4.0	3.8	4.8			
10	JAMA Abdi	1.0	8	29.0	3.4/6.8	50	3.4/6.8	50			0.4/0.5	75	0.6	1.1	1.8	1.9	0.9			2.3	0.9	2.0	7.1			
12	WARBURTON Gregg	2.0	8	33.3	5.5/10.6	52	5.4/10.1	53	0.1/0.5	25	0.4/0.5	75	1.1	2.3	3.4	5.4	1.6	0.8	0.1	1.6	1.5	3.3	11.5			
13	SAGAR Ian (C)	3.0	8	12.2	2.6/5.0	53	2.6/5.0	53			0.3/1.0	25	0.9	2.3	3.1	0.1	0.3		0.3	1.1	1.0	1.9	5.5			
14	MANNING Lee	4.5	8	27.2	5.1/8.6	59	5.1/8.5	60	0.0/0.1	0	1.1/3.0	38	2.6	9.3	11.9	0.5	1.0	0.8	0.3	1.9	3.1	4.0	11.4			
15	FOX Ben	3.5	8	9.1	0.5/1.1	44	0.5/1.1	44			0.4/0.9	43	0.1	1.6	1.8	0.6	0.8	0.1	0.1	0.9	1.1	1.6	1.4			
16	PALMER James	1.0	7	11.1	0.0/0.3	0	0.0/0.3	0			0.1/0.3	50	0.1	0.7	0.9		0.3	0.1		0.7	0.3	4.1	0.1			
17	MACSORLEY James	2.0	5	10.5	0.2/0.8	25	0.2/0.8	25			0.0/0.4	0	1.2	0.8	2.0	0.4	0.2	0.2			0.2	2.2	0.4			
18	BRIDGE Billy	3.0	2	8.3	0.0/2.0	0	0.0/2.0	0			0.5/1.0	50		1.0	1.0	1.5	0.5	0.5			0.5	1.0	0.5			
20	EDWARDS Lewis	3.0	2	7.8	1.0/4.5	22	1.0/4.5	22			0.0/1.0	0	2.0	1.0	3.0			0.5			1.5	-2.5	2.0			
Team / Coach																		0.6	1.4	2.0						
Totals					29.5/63.0	47	28.3/56.9	50	1.3/6.1	20	6.5/12.8	51	8.9	29.9	38.8	22.6	11.3	3.4	1.1	14.3	17.1	5.3	66.8			
Opponents					26.8/64.0	42	24.0/54.8	44	2.8/9.3	30	5.3/10.0	53	7.9	26.5	34.4	22.3	9.5	5.9	0.5	17.1	14.0	-5.3	61.5			

Team Averages

	GBR	Opponents
Points from Turnovers	9.5	10.0
Points in the Paint	29.0	26.0
Second Chance Points	6.5	6.8
Fast Break Points	2.5	6.6
Bench Points	15.5	18.3



Cumulative Statistics

チームの累積統計

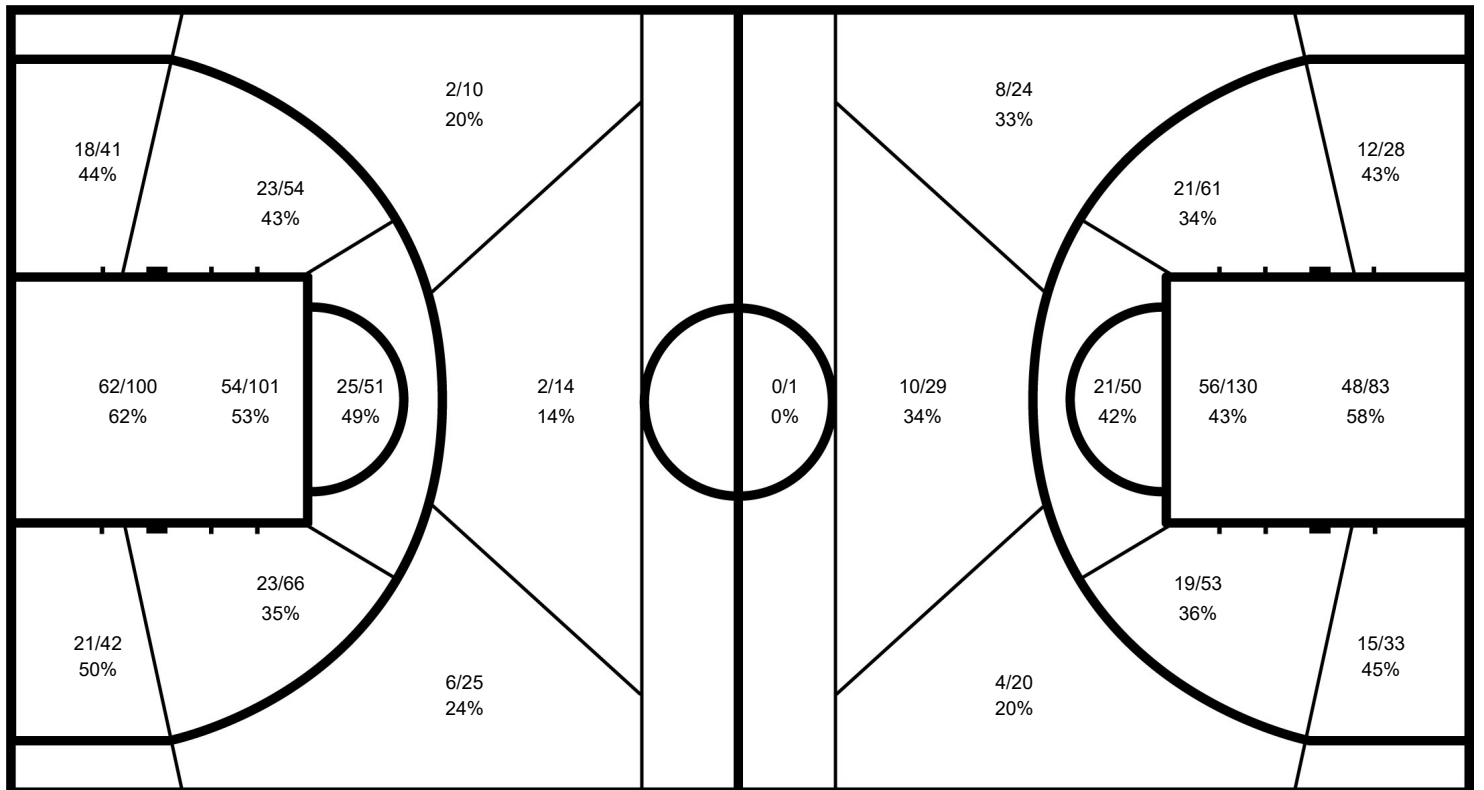
GBR - Great Britain

After 8 games

Phase	GBR Played	Score		Field Goals		2 Points		3 Points		Free Throws		Rebounds			AS	TO	ST	BS	PF	FD
				M / A	%	M / A	%	M / A	%	M / A	%	OR	DR	TOT						
Preliminary Round Group B	ALG	70-43	For	31/69	45	30/65	46	1/4	25	7/14	50	12	32	44	24	13	7	5	14	17
			Agn.	20/62	32	18/55	33	2/7	29	1/7	14	12	28	40	14	21	7		17	14
Preliminary Round Group B	GER	59-71	For	26/64	41	25/55	45	1/9	11	6/14	43	11	26	37	24	11	3		15	21
			Agn.	29/60	48	22/47	47	7/13	54	6/11	55	6	28	34	24	10	6		21	15
Preliminary Round Group B	USA	64-63	For	28/49	57	28/46	61	0/3	0	8/16	50	4	32	36	22	15		1	19	20
			Agn.	26/68	38	26/60	43	0/8	0	11/17	65	8	23	31	25	2	9		20	19
Preliminary Round Group B	IRI	69-57	For	30/57	53	29/50	58	1/7	14	8/18	44	12	28	40	28	12	6	1	14	18
			Agn.	25/67	37	23/59	39	2/8	25	5/7	71	14	19	33	20	6	7		18	14
Preliminary Round Group B	AUS	70-69	For	30/68	44	28/61	46	2/7	29	8/16	50	12	28	40	18	11	5	1	13	18
			Agn.	31/65	48	28/56	50	3/9	33	4/9	44	7	27	34	28	11	5	2	18	11
Quarterfinal	CAN	66-52	For	32/68	47	31/64	48	1/4	25	1/2	50	5	37	42	23	9		1	8	12
			Agn.	24/65	37	23/54	43	1/11	9	3/6	50	2	30	32	20	6	4	1	12	8
Semifinal	JPN	68-79	For	31/67	46	29/57	51	2/10	20	4/5	80	5	26	31	22	8	3		15	11
			Agn.	35/61	57	30/50	60	5/11	45	4/9	44	3	30	33	26	8	5		11	15
Bronze Medal Match	ESP	68-58	For	28/62	45	26/57	46	2/5	40	10/17	59	10	30	40	20	11	3		16	20
			Agn.	24/64	38	22/57	39	2/7	29	8/14	57	11	27	38	21	12	4	1	20	16

GBR - Great Britain

Opponents



GBR

	M / A	%
Field Goals	236 / 504	47
2 Points	226 / 455	50
3 Points	10 / 49	20
Free Throws	52 / 102	51

Opponents

%	M / A	
42	214 / 512	Field Goals
44	192 / 438	2 Points
30	22 / 74	3 Points
53	42 / 80	Free Throws



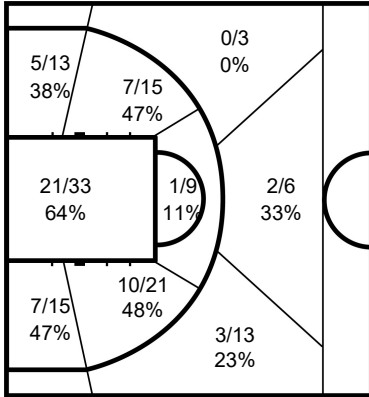
Cumulative Statistics

チームの累積統計

GBR - Great Britain

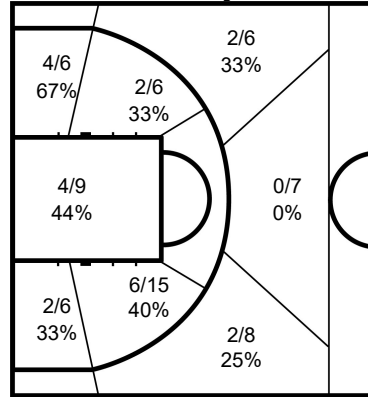
After 8 games

4 CHOUDHRY Gaz



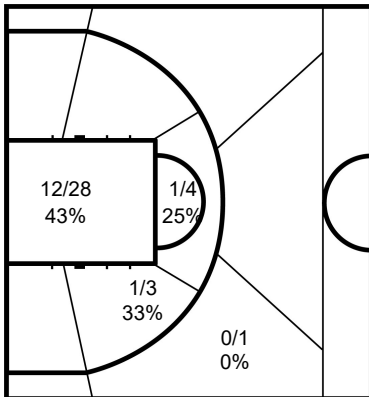
	M / A	%
Field Goals	57 / 126	45
2 Points	52 / 104	50
3 Points	5 / 22	23
Free Throws	13 / 17	76

7 BYWATER Terry



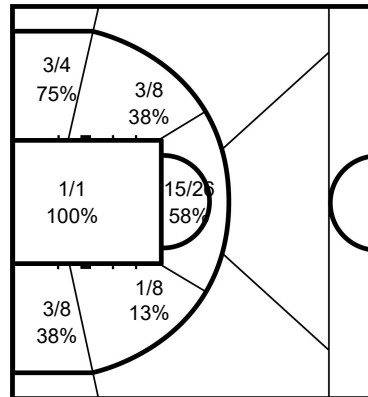
	M / A	%
Field Goals	24 / 65	37
2 Points	20 / 44	45
3 Points	4 / 21	19
Free Throws	9 / 12	75

9 BROWN Harrison



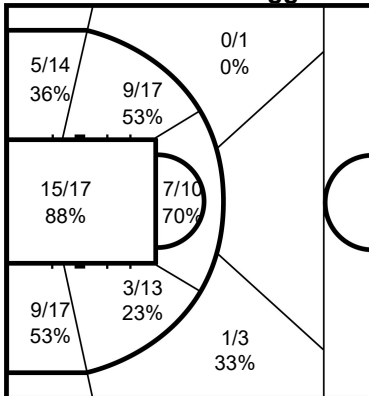
	M / A	%
Field Goals	15 / 37	41
2 Points	15 / 36	42
3 Points	0 / 1	0
Free Throws	8 / 18	44

10 JAMA Abdi



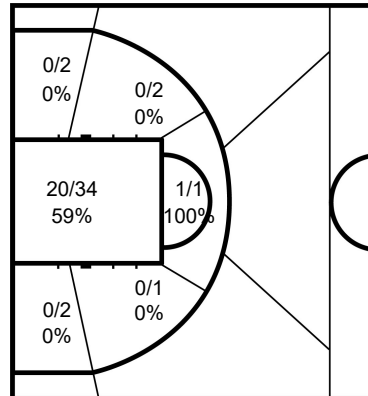
	M / A	%
Field Goals	27 / 54	50
2 Points	27 / 54	50
3 Points		
Free Throws	3 / 4	75

12 WARBURTON Gregg



	M / A	%
Field Goals	44 / 85	52
2 Points	43 / 81	53
3 Points	1 / 4	25
Free Throws	3 / 4	75

13 SAGAR Ian



	M / A	%
Field Goals	21 / 40	53
2 Points	21 / 40	53
3 Points		
Free Throws	2 / 8	25



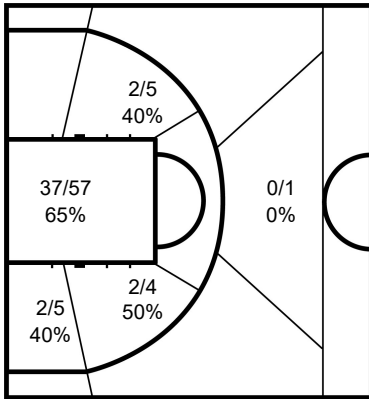
Cumulative Statistics

チームの累積統計

GBR - Great Britain

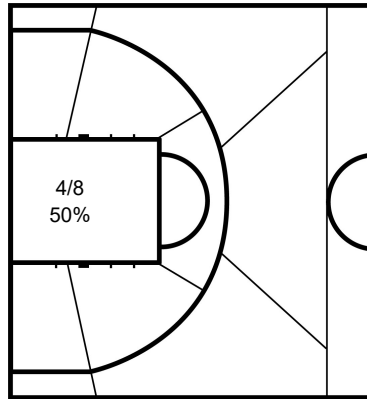
After 8 games

14 MANNING Lee



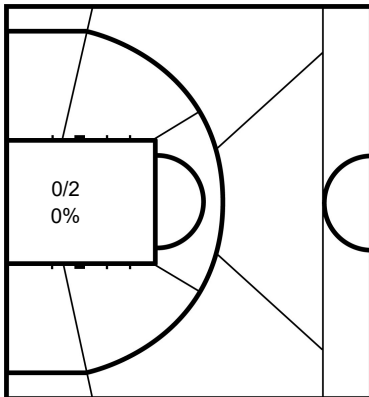
	M / A	%
Field Goals	41 / 69	59
2 Points	41 / 68	60
3 Points	0 / 1	0
Free Throws	9 / 24	38

15 FOX Ben



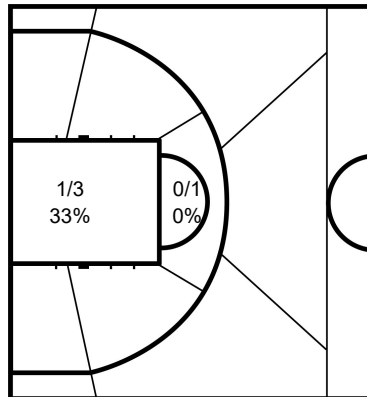
	M / A	%
Field Goals	4 / 9	44
2 Points	4 / 9	44
3 Points		
Free Throws	3 / 7	43

16 PALMER James



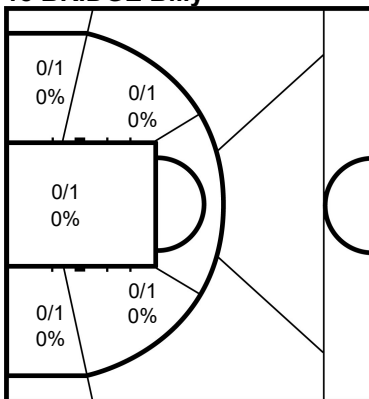
	M / A	%
Field Goals	0 / 2	0
2 Points	0 / 2	0
3 Points		
Free Throws	1 / 2	50

17 MACSORLEY James



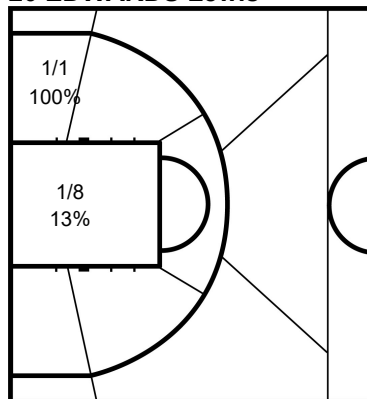
	M / A	%
Field Goals	1 / 4	25
2 Points	1 / 4	25
3 Points		
Free Throws	0 / 2	0

18 BRIDGE Billy



	M / A	%
Field Goals	0 / 4	0
2 Points	0 / 4	0
3 Points		
Free Throws	1 / 2	50

20 EDWARDS Lewis



	M / A	%
Field Goals	2 / 9	22
2 Points	2 / 9	22
3 Points		
Free Throws	0 / 2	0

Legend:							
%	Shooting Percentage	(C)	Captain	+/-	Plus-Minus	Agn.	Against
BS	Blocked Shots	DR	Defensive Rebounds	FD	Fouls Drawn	GP	Games Played
MPG	Minutes Played per Game	No.	Uniform Number	OR	Offensive Rebounds	PF	Fouls
PTS	Points	ST	Steals	TO	Turnovers	TOT	Total Rebounds
						AS	Assists
						M / A	Made / Attempts
						PPG	Points per Game
						TP	Time Played



Cumulative Statistics

チームの累積統計

ESP - Spain

After 8 games

Player Totals

No.	Name	Sport Class	GP	TP	Field Goals		2 Points		3 Points		Free Throws		Rebounds			AS	TO	ST	BS	PF	FD	+/-	PTS
					M/A	%	M/A	%	M/A	%	M/A	%	OR	DR	TOT								
5	STIX SOTO Daniel	1.5	8	4:21:54	4/9	44	4/9	44			3/8	38	5	14	19	4	11	3		20	12	82	11
7	ZARZUELA BELTRAN Pablo Jesus	3.0	4	26:53	1/5	20	1/5	20			2/2	100		2	2		2			2	2	11	4
8	SANCHEZ LARA Francisco	1.0	6	43:15	0/3	0	0/3	0					1	1	2	1	1			5	1	14	
9	ZARZUELA BELTRAN Alejandro	3.0	8	4:45:50	44/92	48	44/92	48			15/32	47	20	50	70	20	6	12	3	9	22	53	103
10	DIALLO DIOUF Amadou	3.0	8	1:39:44	19/28	68	19/28	68			1/4	25	10	10	20	2	9	2	2	11	4	11	39
11	RUIZ JORDAN Jordi	2.5	8	3:19:39	47/101	47	40/79	51	7/22	32	13/19	68	4	17	21	18	21	4		14	19	33	114
13	GARCIA PEREIRO Asier (C)	4.0	8	4:33:23	56/145	39	53/123	43	3/22	14	13/21	62	9	77	86	95	31	8		24	41	70	128
14	MOURIZ DOPICO David	2.5	8	1:14:48	11/31	35	8/18	44	3/13	23	1/2	50	3	10	13	12	7	1		10	4	21	26
16	ONRUBIA GONZALEZ Oscar	1.5	5	43:46	3/6	50	3/5	60	0/1	0				3	3	1	2			1	1	12	6
24	ORTEGA LAFUENTE Ignacio	4.0	7	58:20	20/30	67	20/28	71	0/2	0	12/16	75	10	9	19	4	1	5	2	8	12	31	52
28	LORENZO DIAZ Manuel	3.0	8	3:35:16	25/53	47	25/53	47			12/18	67	21	29	50	4	6	9	3	26	21	65	62
51	ALEJOS ALONSO Agustin	4.5	3	17:12	3/13	23	3/9	33	0/4	0	5/8	63		3	3	2				3	4	7	11
Team / Coach													10	27	37		12						
Totals					233/516	45	220/452	49	13/64	20	77/130	59	94	252	346	164	111	44	10	133	144	82	556
Opponents					197/489	40	169/389	43	28/100	28	52/107	49	60	202	262	162	109	49	2	147	130	-82	474

Team Totals

	ESP	Opponents
Points from Turnovers	125	84
Points in the Paint	338 (169/316) 53%	196 (98/201) 49%
Second Chance Points	90	37
Fast Break Points	46	45
Bench Points	147	149

Player Averages

No.	Name	Sport Class	GP	MPG	Field Goals		2 Points		3 Points		Free Throws		Rebounds			AS	TO	ST	BS	PF	FD	+/-	PPG
					M/A	%	M/A	%	M/A	%	M/A	%	OR	DR	TOT								
5	STIX SOTO Daniel	1.5	8	32.7	0.5/1.1	44	0.5/1.1	44			0.4/1.0	38	0.6	1.8	2.4	0.5	1.4	0.4		2.5	1.5	10.3	1.4
7	ZARZUELA BELTRAN Pablo Jesus	3.0	4	6.7	0.3/1.3	20	0.3/1.3	20			0.5/0.5	100		0.5	0.5		0.5			0.5	0.5	2.8	1.0
8	SANCHEZ LARA Francisco	1.0	6	7.2	0.0/0.5	0	0.0/0.5	0					0.2	0.2	0.3	0.2	0.2			0.8	0.2	2.3	
9	ZARZUELA BELTRAN Alejandro	3.0	8	35.7	5.5/11.5	48	5.5/11.5	48			1.9/4.0	47	2.5	6.3	8.8	2.5	0.8	1.5	0.4	1.1	2.8	6.6	12.9
10	DIALLO DIOUF Amadou	3.0	8	12.5	2.4/3.5	68	2.4/3.5	68			0.1/0.5	25	1.3	1.3	2.5	0.3	1.1	0.3	0.3	1.4	0.5	1.4	4.9
11	RUIZ JORDAN Jordi	2.5	8	25.0	5.9/12.6	47	5.0/9.9	51	0.9/2.8	32	1.6/2.4	68	0.5	2.1	2.6	2.3	2.6	0.5		1.8	2.4	4.1	14.3
13	GARCIA PEREIRO Asier (C)	4.0	8	34.2	7.0/18.1	39	6.6/15.4	43	0.4/2.8	14	1.6/2.6	62	1.1	9.6	10.8	11.9	3.9	1.0		3.0	5.1	8.8	16.0
14	MOURIZ DOPICO David	2.5	8	9.4	1.4/3.9	35	1.0/2.3	44	0.4/1.6	23	0.1/0.3	50	0.4	1.3	1.6	1.5	0.9	0.1		1.3	0.5	2.6	3.3
16	ONRUBIA GONZALEZ Oscar	1.5	5	8.8	0.6/1.2	50	0.6/1.0	60	0.0/0.2	0				0.6	0.6	0.2	0.4			0.2	0.2	2.4	1.2
24	ORTEGA LAFUENTE Ignacio	4.0	7	8.3	2.9/4.3	67	2.9/4.0	71	0.0/0.3	0	1.7/2.3	75	1.4	1.3	2.7	0.6	0.1	0.7	0.3	1.1	1.7	4.4	7.4
28	LORENZO DIAZ Manuel	3.0	8	26.9	3.1/6.6	47	3.1/6.6	47			1.5/2.3	67	2.6	3.6	6.3	0.5	0.8	1.1	0.4	3.3	2.6	8.1	7.8
51	ALEJOS ALONSO Agustin	4.5	3	5.7	1.0/4.3	23	1.0/3.0	33	0.0/1.3	0	1.7/2.7	63		1.0	1.0	1.0	0.7			1.0	1.3	2.3	3.7
Team / Coach													1.3	3.4	4.6		1.5						
Totals					29.1/64.5	45	27.5/56.5	49	1.6/8.0	20	9.6/16.3	59	11.8	31.5	43.3	20.5	13.9	5.5	1.3	16.6	18.0	10.3	69.5
Opponents					24.6/61.1	40	21.1/48.6	43	3.5/12.5	28	6.5/13.4	49	7.5	25.3	32.8	20.3	13.6	6.1	0.3	18.4	16.3	-10.3	59.3

Team Averages

	ESP	Opponents
Points from Turnovers	15.6	10.5
Points in the Paint	42.3	24.5
Second Chance Points	11.3	4.6
Fast Break Points	5.8	5.6
Bench Points	18.4	18.6



Cumulative Statistics

チームの累積統計

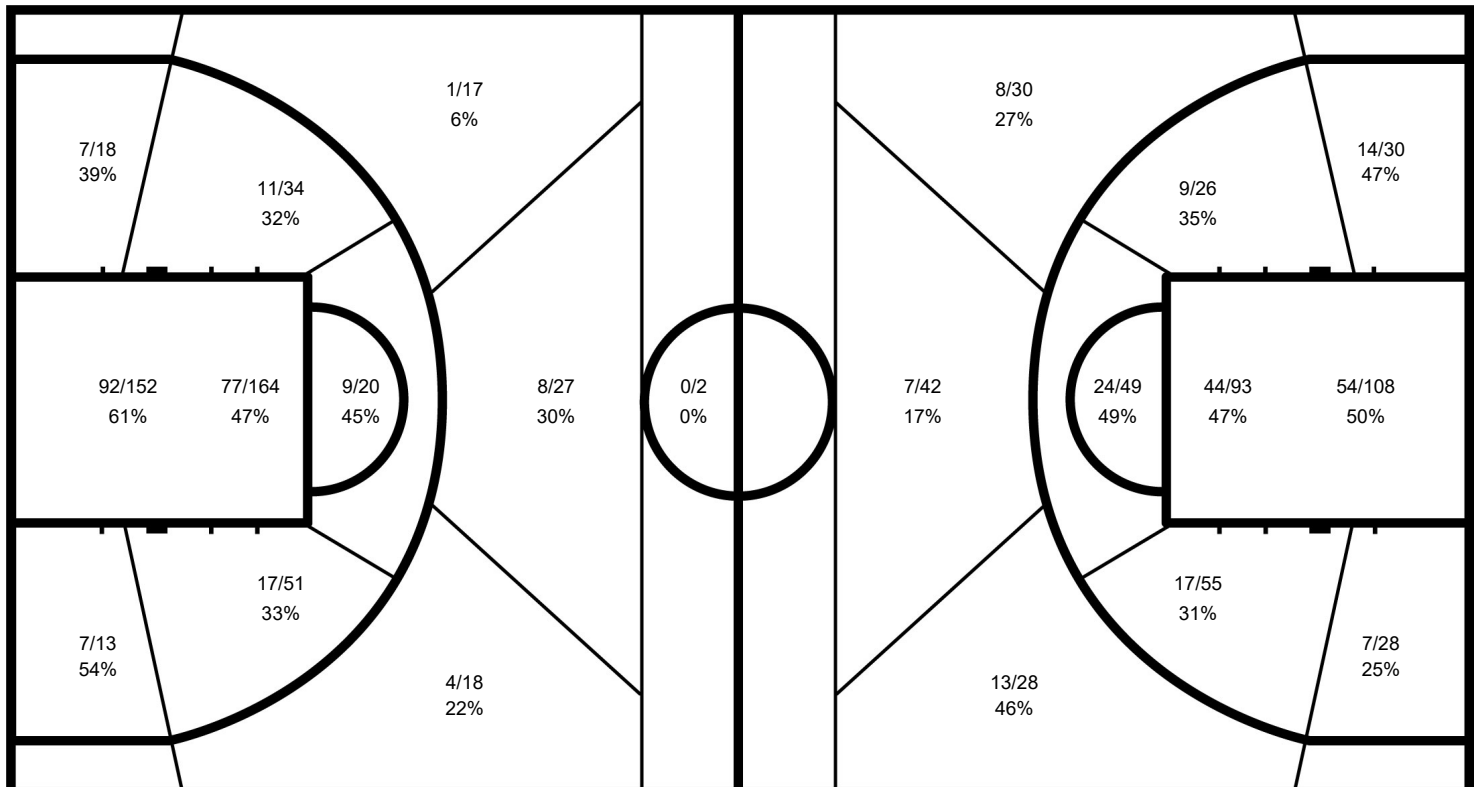
ESP - Spain

After 8 games

Phase	ESP Played	Score		Field Goals		2 Points		3 Points		Free Throws		Rebounds			AS	TO	ST	BS	PF	FD
				M / A	%	M / A	%	M / A	%	M / A	%	OR	DR	TOT						
Preliminary Round Group A	KOR	65-53	For	25/62	40	24/56	43	1/6	17	14/24	58	9	37	46	20	15	8		18	24
			Agn.	20/64	31	17/51	33	3/13	23	10/22	45	11	30	41	18	16	7		25	17
Preliminary Round Group A	CAN	78-41	For	31/67	46	27/52	52	4/15	27	12/16	75	14	35	49	15	15	7	4	14	18
			Agn.	16/59	27	11/45	24	5/14	36	4/10	40	10	22	32	12	19	7		18	14
Preliminary Round Group A	COL	74-56	For	31/62	50	31/54	57	0/8	0	12/24	50	12	34	46	27	14	5	3	17	24
			Agn.	23/59	39	19/46	41	4/13	31	6/13	46	5	22	27	18	15	8		24	17
Preliminary Round Group A	TUR	79-61	For	35/70	50	32/62	52	3/8	38	6/14	43	21	26	47	21	15	9	1	17	14
			Agn.	25/53	47	21/41	51	4/12	33	7/11	64	4	18	22	19	15	6		14	17
Preliminary Round Group A	JPN	79-61	For	34/67	51	34/63	54	0/4	0	11/15	73	8	38	46	21	17	6	1	20	20
			Agn.	27/66	41	24/51	47	3/15	20	4/13	31	5	26	31	21	15	5		20	20
Quarterfinal	GER	71-68	For	30/65	46	27/56	48	3/9	33	8/13	62	14	30	44	16	12	2		15	17
			Agn.	28/66	42	25/53	47	3/13	23	9/14	64	9	22	31	26	7	6	2	19	13
Semifinal	USA	52-66	For	23/59	39	23/52	44	0/7	0	6/10	60	5	25	30	23	11	3		12	11
			Agn.	30/60	50	26/45	58	4/15	27	2/7	29	6	32	38	28	11	7		11	12
Bronze Medal Match	GBR	58-68	For	24/64	38	22/57	39	2/7	29	8/14	57	11	27	38	21	12	4	1	20	16
			Agn.	28/62	45	26/57	46	2/5	40	10/17	59	10	30	40	20	11	3		16	20

ESP - Spain

Opponents



ESP

	M / A	%
Field Goals	233 / 516	45
2 Points	220 / 452	49
3 Points	13 / 64	20
Free Throws	77 / 130	59

Opponents

%	M / A	
40	197 / 489	Field Goals
43	169 / 389	2 Points
28	28 / 100	3 Points
49	52 / 107	Free Throws



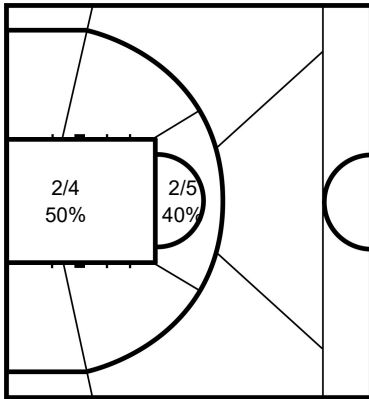
Cumulative Statistics

チームの累積統計

ESP - Spain

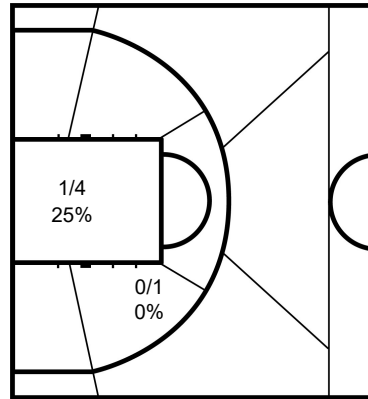
After 8 games

5 STIX SOTO Daniel



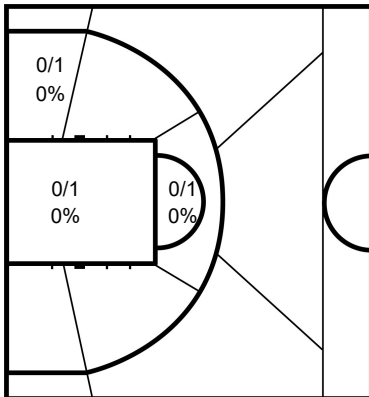
	M / A	%
Field Goals	4 / 9	44
2 Points	4 / 9	44
3 Points		
Free Throws	3 / 8	38

7 ZARZUELA BELTRAN Pablo Jesus



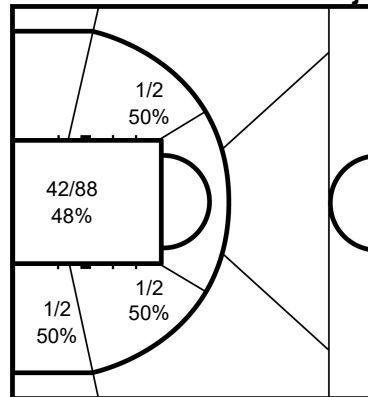
	M / A	%
Field Goals	1 / 5	20
2 Points	1 / 5	20
3 Points		
Free Throws	2 / 2	100

8 SANCHEZ LARA Francisco



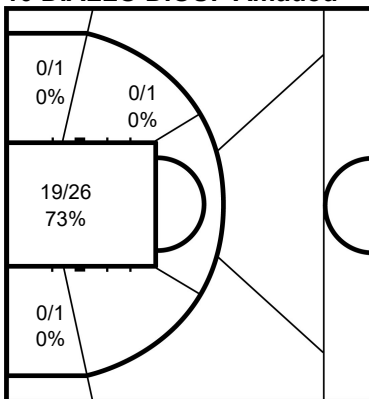
	M / A	%
Field Goals	0 / 3	0
2 Points	0 / 3	0
3 Points		
Free Throws		

9 ZARZUELA BELTRAN Alejandro



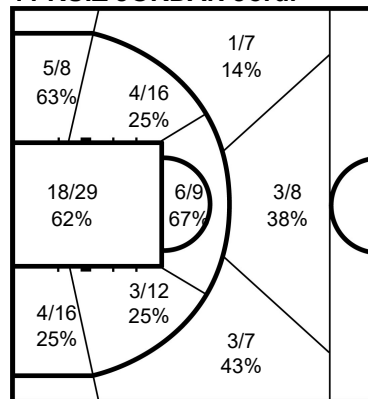
	M / A	%
Field Goals	44 / 92	48
2 Points	44 / 92	48
3 Points		
Free Throws	15 / 32	47

10 DIALLO DIOUF Amadou



	M / A	%
Field Goals	19 / 28	68
2 Points	19 / 28	68
3 Points		
Free Throws	1 / 4	25

11 RUIZ JORDAN Jordi



	M / A	%
Field Goals	47 / 101	47
2 Points	40 / 79	51
3 Points	7 / 22	32
Free Throws	13 / 19	68



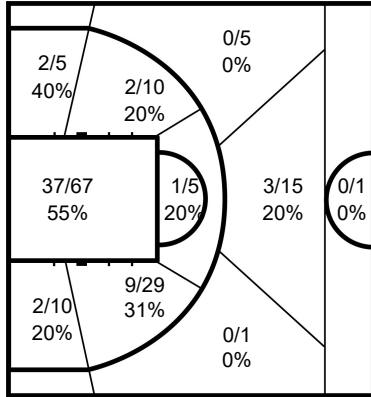
Cumulative Statistics

チームの累積統計

ESP - Spain

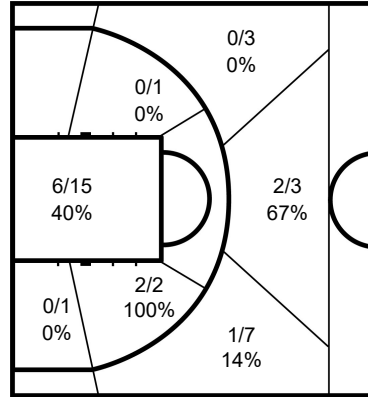
After 8 games

13 GARCIA PEREIRO Asier



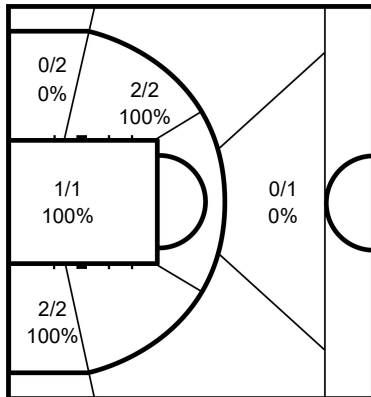
	M / A	%
Field Goals	56 / 145	39
2 Points	53 / 123	43
3 Points	3 / 22	14
Free Throws	13 / 21	62

14 MOURIZ DOPICO David



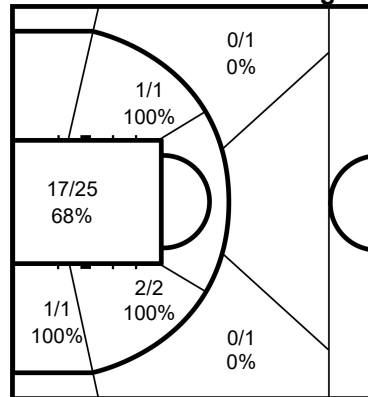
	M / A	%
Field Goals	11 / 31	35
2 Points	8 / 18	44
3 Points	3 / 13	23
Free Throws	1 / 2	50

16 ONRUBIA GONZALEZ Oscar



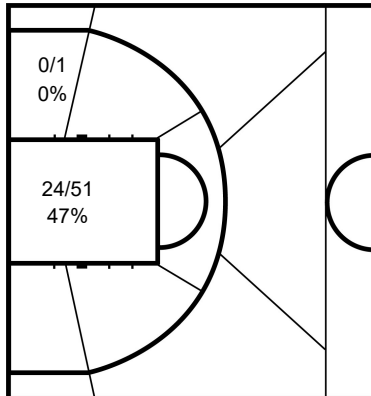
	M / A	%
Field Goals	3 / 6	50
2 Points	3 / 5	60
3 Points	0 / 1	0
Free Throws		

24 ORTEGA LAFUENTE Ignacio



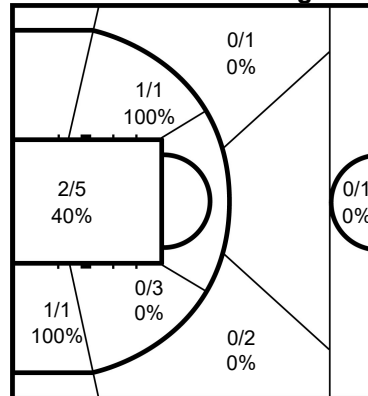
	M / A	%
Field Goals	20 / 30	67
2 Points	20 / 28	71
3 Points	0 / 2	0
Free Throws	12 / 16	75

28 LORENZO DIAZ Manuel



	M / A	%
Field Goals	25 / 53	47
2 Points	25 / 53	47
3 Points		
Free Throws	12 / 18	67

51 ALEJOS ALONSO Agustin



	M / A	%
Field Goals	3 / 13	23
2 Points	3 / 9	33
3 Points	0 / 4	0
Free Throws	5 / 8	63

Legend:			
%	Shooting Percentage	(C)	Captain
BS	Blocked Shots	DR	Defensive Rebounds
MPG	Minutes Played per Game	No.	Uniform Number
PTS	Points	ST	Steals
+/-	Plus-Minus	Agn.	Against
FD	Fouls Drawn	GP	Games Played
OR	Offensive Rebounds	PF	Fouls
TO	Turnovers	TOT	Total Rebounds
AS	Assists	M / A	Made / Attempts
PPG	Points per Game	TP	Time Played



Cumulative Statistics

チームの累積統計

AUS - Australia

After 7 games

Player Totals

No.	Name	Sport Class	GP	TP	Field Goals		2 Points		3 Points		Free Throws		Rebounds			AS	TO	ST	BS	PF	FD	+/-	PTS
					M/A	%	M/A	%	M/A	%	M/A	%	OR	DR	TOT								
1	WHITE Samuel	1.0	6	49:47	0/1	0	0/1	0					2	2			1			2		20	
2	TYNDALL Jeremy	1.5	6	1:13:45	0/5	0	0/5	0					3	4	7		2	1		3	2	-4	
5	LATHAM Bill	4.0	6	2:18:23	37/68	54	37/68	54			4/11	36	11	36	47	15	12	5	2	20	10	59	78
6	STIBNERS Brett	4.0	6	1:17:19	19/45	42	16/37	43	3/8	38	5/5	100	1	22	23	13	2	1		8	6	25	46
7	NORRIS Shaun (C)	3.0	7	2:50:18	43/85	51	42/79	53	1/6	17	7/21	33	13	24	37	34	14	10	1	12	23	77	94
8	ROBINS Kim	3.0	7	2:26:58	16/39	41	16/39	41			0/1	0	6	11	17	23	5	1		11	10	53	32
9	KNOWLES Tristan	4.0	7	1:43:58	24/47	51	15/26	58	9/21	43	4/4	100	2	18	20	24	7	4		8	8	16	61
10	BLAIR Jannik	1.0	7	2:44:46	6/19	32	6/19	32			2/2	100	11	7	18	3	3	6	1	13	4	81	14
11	O'NEILL-THORNE Tom	3.0	7	3:17:51	34/84	40	27/60	45	7/24	29	3/5	60	9	24	33	40	10	15		10	9	42	78
12	McSHANE Matthew	1.5	7	1:41:08	5/16	31	5/16	31					3	2	5	3	5	2		7	1	-7	10
15	AUPRINCE Michael	4.0	7	1:09:18	12/34	35	12/32	38	0/2	0	9/14	64	5	28	33	3	5	3		7	7	-8	33
33	McPHAIL John	3.0	7	1:46:29	8/28	29	8/28	29			2/6	33	4	11	15	22	2	3		6	8	46	18
Team / Coach																							
Totals					204/471	43	184/410	45	20/61	33	36/69	52	81	203	284	180	74	51	4	107	88	80	464
Opponents					168/412	41	159/372	43	9/40	23	39/77	51	51	193	244	126	103	34	7	88	108	-80	384

Team Totals

	AUS	Opponents
Points from Turnovers	126	67
Points in the Paint	230 (115/233) 49%	198 (99/201) 49%
Second Chance Points	66	43
Fast Break Points	54	50
Bench Points	137	104

Player Averages

No.	Name	Sport Class	GP	MPG	Field Goals		2 Points		3 Points		Free Throws		Rebounds			AS	TO	ST	BS	PF	FD	+/-	PPG
					M/A	%	M/A	%	M/A	%	M/A	%	OR	DR	TOT								
1	WHITE Samuel	1.0	6	8.3	0.0/0.2	0	0.0/0.2	0					0.3	0.3		0.2			0.3			3.3	
2	TYNDALL Jeremy	1.5	6	12.3	0.0/0.8	0	0.0/0.8	0				0.5	0.7	1.2		0.3	0.2		0.5	0.3	-0.7		
5	LATHAM Bill	4.0	6	23.1	6.2/11.3	54	6.2/11.3	54			0.7/1.8	36	1.8	6.0	7.8	2.5	2.0	0.8	0.3	3.3	1.7	9.8	13.0
6	STIBNERS Brett	4.0	6	12.9	3.2/7.5	42	2.7/6.2	43	0.5/1.3	38	0.8/0.8	100	0.2	3.7	3.8	2.2	0.3	0.2		1.3	1.0	4.2	7.7
7	NORRIS Shaun (C)	3.0	7	24.3	6.1/12.1	51	6.0/11.3	53	0.1/0.9	17	1.0/3.0	33	1.9	3.4	5.3	4.9	2.0	1.4	0.1	1.7	3.3	11.0	13.4
8	ROBINS Kim	3.0	7	21.0	2.3/5.6	41	2.3/5.6	41			0.0/0.1	0	0.9	1.6	2.4	3.3	0.7	0.1		1.6	1.4	7.6	4.6
9	KNOWLES Tristan	4.0	7	14.9	3.4/6.7	51	2.1/3.7	58	1.3/3.0	43	0.6/0.6	100	0.3	2.6	2.9	3.4	1.0	0.6		1.1	1.1	2.3	8.7
10	BLAIR Jannik	1.0	7	23.5	0.9/2.7	32	0.9/2.7	32			0.3/0.3	100	1.6	1.0	2.6	0.4	0.4	0.9	0.1	1.9	0.6	11.6	2.0
11	O'NEILL-THORNE Tom	3.0	7	28.3	4.9/12.0	40	3.9/8.6	45	1.0/3.4	29	0.4/0.7	60	1.3	3.4	4.7	5.7	1.4	2.1		1.4	1.3	6.0	11.1
12	McSHANE Matthew	1.5	7	14.4	0.7/2.3	31	0.7/2.3	31					0.4	0.3	0.7	0.4	0.7	0.3		1.0	0.1	-1.0	1.4
15	AUPRINCE Michael	4.0	7	9.9	1.7/4.9	35	1.7/4.6	38	0.0/0.3	0	1.3/2.0	64	0.7	4.0	4.7	0.4	0.7	0.4		1.0	1.0	-1.1	4.7
33	McPHAIL John	3.0	7	15.2	1.1/4.0	29	1.1/4.0	29			0.3/0.9	33	0.6	1.6	2.1	3.1	0.3	0.4		0.9	1.1	6.6	2.6
Team / Coach																							
Totals					29.1/67.3	43	26.3/58.6	45	2.9/8.7	33	5.1/9.9	52	11.6	29.0	40.6	25.7	10.6	7.3	0.6	15.3	12.6	11.4	66.3
Opponents					24.0/58.9	41	22.7/53.1	43	1.3/5.7	23	5.6/11.0	51	7.3	27.6	34.9	18.0	14.7	4.9	1.0	12.6	15.4	-11.4	54.9

Team Averages

	AUS	Opponents
Points from Turnovers	18.0	9.6
Points in the Paint	32.9	28.3
Second Chance Points	9.4	6.1
Fast Break Points	7.7	7.1
Bench Points	19.6	14.9



Cumulative Statistics

チームの累積統計

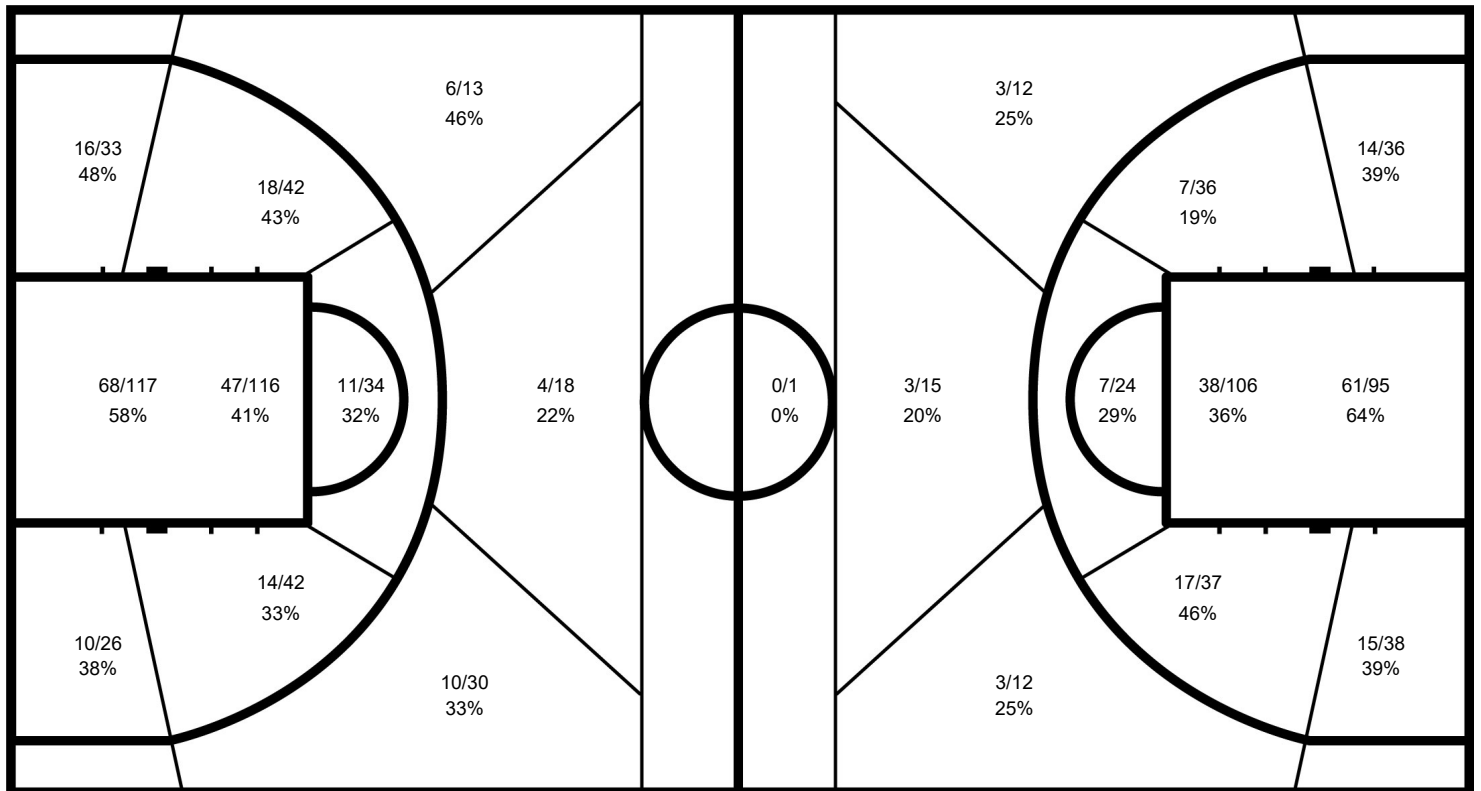
AUS - Australia

After 7 games

Phase	AUS Played	Score		Field Goals		2 Points		3 Points		Free Throws		Rebounds			AS	TO	ST	BS	PF	FD
				M / A	%	M / A	%	M / A	%	M / A	%	OR	DR	TOT						
Preliminary Round Group B	IRI	81-39	For	34/68	50	30/61	49	4/7	57	9/15	60	18	35	53	26	11	6		19	18
			Agn.	16/57	28	16/55	29	0/2	0	7/17	41	9	16	25	15	14	7	1	17	20
Preliminary Round Group B	ALG	83-37	For	36/68	53	33/63	52	3/5	60	8/14	57	12	33	45	35	8	11		11	12
			Agn.	16/50	32	16/45	36	0/5	0	5/8	63	1	24	25	13	23	2	1	12	11
Preliminary Round Group B	GER	64-53	For	29/69	42	28/60	47	1/9	11	5/12	42	13	36	49	25	13	7		19	17
			Agn.	22/65	34	20/55	36	2/10	20	7/11	64	8	30	38	19	9	4	2	17	19
Preliminary Round Group B	USA	38-66	For	18/60	30	18/56	32	0/4	0	2/8	25	10	30	40	17	17	5		17	6
			Agn.	26/61	43	23/53	43	3/8	38	11/17	65	8	32	40	23	10	9		6	17
Preliminary Round Group B	GBR	69-70	For	31/65	48	28/56	50	3/9	33	4/9	44	7	27	34	28	11	5	2	18	11
			Agn.	30/68	44	28/61	46	2/7	29	8/16	50	12	28	40	18	11	5	1	13	18
Quarterfinal	JPN	55-61	For	24/69	35	23/57	40	1/12	8	6/9	67	10	24	34	20	9	10	1	14	13
			Agn.	29/56	52	27/51	53	2/5	40	1/8	13	6	35	41	18	17	5	2	12	14
Classification Playoff 5/6	TUR	74-58	For	32/72	44	24/57	42	8/15	53	2/2	100	11	18	29	29	5	7	1	9	11
			Agn.	29/55	53	29/52	56	0/3	0			7	28	35	20	19	2		11	9

AUS - Australia

Opponents



AUS

	M / A	%
Field Goals	204 / 471	43
2 Points	184 / 410	45
3 Points	20 / 61	33
Free Throws	36 / 69	52

Opponents

%	M / A	
41	168 / 412	Field Goals
43	159 / 372	2 Points
23	9 / 40	3 Points
51	39 / 77	Free Throws



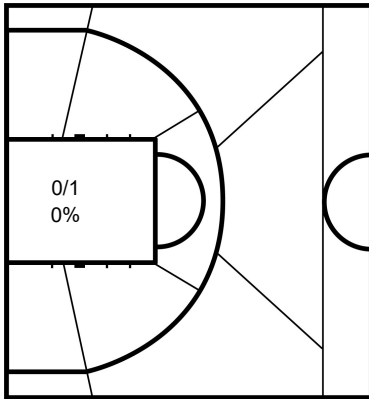
Cumulative Statistics

チームの累積統計

AUS - Australia

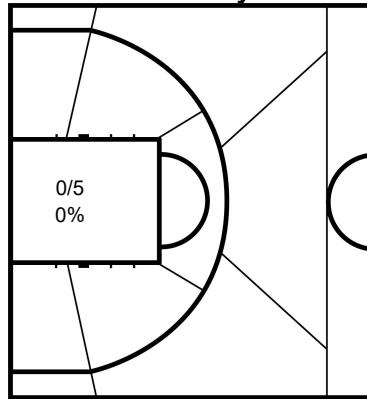
After 7 games

1 WHITE Samuel



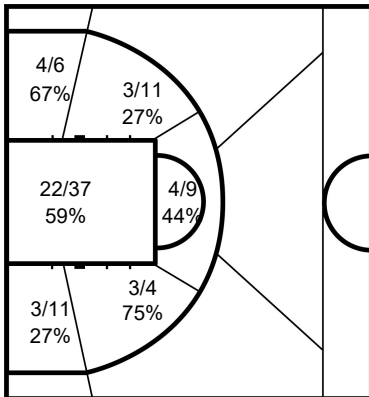
	M / A	%
Field Goals	0 / 1	0
2 Points	0 / 1	0
3 Points		
Free Throws		

2 TYNDALL Jeremy



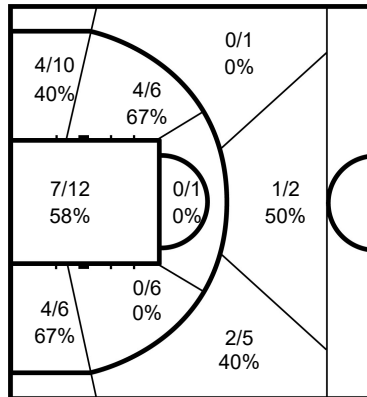
	M / A	%
Field Goals	0 / 5	0
2 Points	0 / 5	0
3 Points		
Free Throws		

5 LATHAM Bill



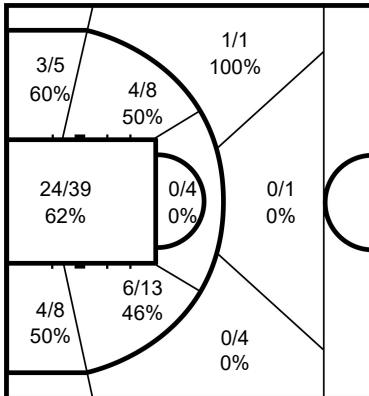
	M / A	%
Field Goals	37 / 68	54
2 Points	37 / 68	54
3 Points		
Free Throws	4 / 11	36

6 STIBNERS Brett



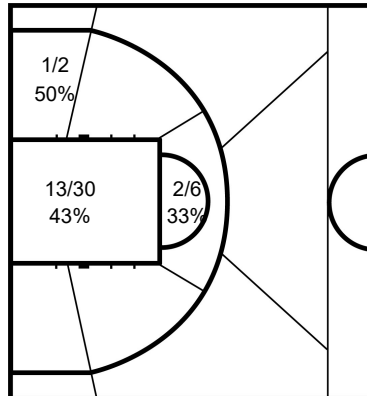
	M / A	%
Field Goals	19 / 45	42
2 Points	16 / 37	43
3 Points	3 / 8	38
Free Throws	5 / 5	100

7 NORRIS Shaun



	M / A	%
Field Goals	43 / 85	51
2 Points	42 / 79	53
3 Points	1 / 6	17
Free Throws	7 / 21	33

8 ROBINS Kim



	M / A	%
Field Goals	16 / 39	41
2 Points	16 / 39	41
3 Points		
Free Throws	0 / 1	0



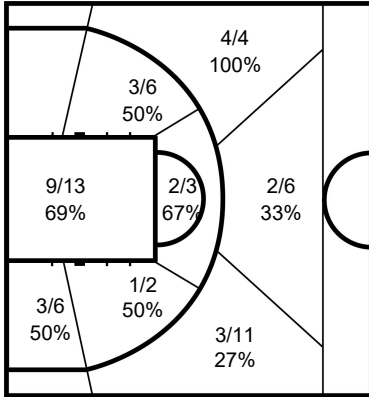
Cumulative Statistics

チームの累積統計

AUS - Australia

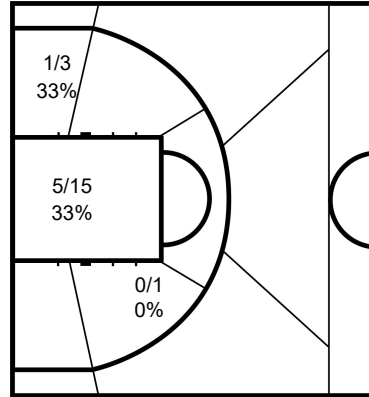
After 7 games

9 KNOWLES Tristan



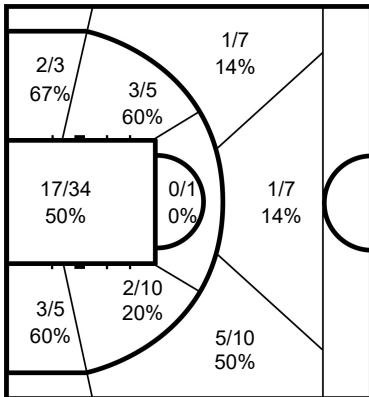
	M / A	%
Field Goals	24 / 47	51
2 Points	15 / 26	58
3 Points	9 / 21	43
Free Throws	4 / 4	100

10 BLAIR Jannik



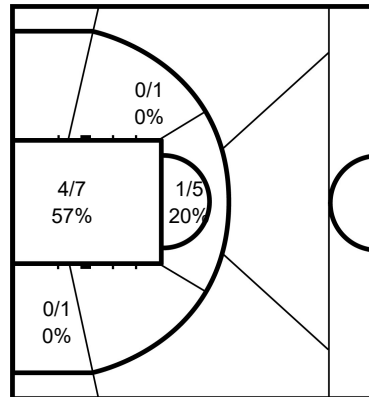
	M / A	%
Field Goals	6 / 19	32
2 Points	6 / 19	32
3 Points		
Free Throws	2 / 2	100

11 O'NEILL-THORNE Tom



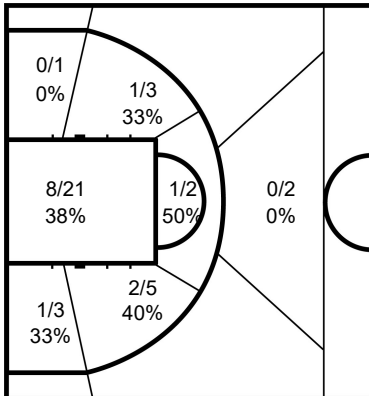
	M / A	%
Field Goals	34 / 84	40
2 Points	27 / 60	45
3 Points	7 / 24	29
Free Throws	3 / 5	60

12 McSHANE Matthew



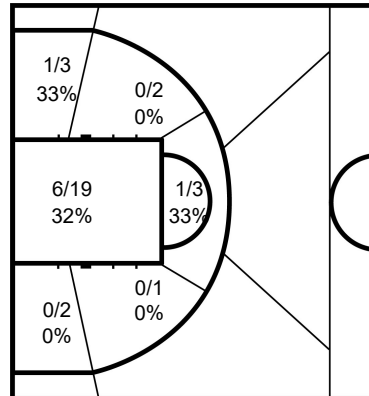
	M / A	%
Field Goals	5 / 16	31
2 Points	5 / 16	31
3 Points		
Free Throws		

15 AUPRINCE Michael



	M / A	%
Field Goals	12 / 34	35
2 Points	12 / 32	38
3 Points	0 / 2	0
Free Throws	9 / 14	64

33 McPHAIL John



	M / A	%
Field Goals	8 / 28	29
2 Points	8 / 28	29
3 Points		
Free Throws	2 / 6	33

Legend:			
%	Shooting Percentage	(C)	Captain
BS	Blocked Shots	DR	Defensive Rebounds
MPG	Minutes Played per Game	No.	Uniform Number
PTS	Points	ST	Steals
+/-	Plus-Minus	FD	Fouls Drawn
OR	Offensive Rebounds	PF	Fouls
TOT	Turnovers	GP	Games Played
AS	Assists	PPG	Points per Game
M / A	Made / Attempts	TP	Time Played



Cumulative Statistics

チームの累積統計

TUR - Turkey

After 7 games

Player Totals

No.	Name	Sport Class	GP	TP	Field Goals		2 Points		3 Points		Free Throws		Rebounds			AS	TO	ST	BS	PF	FD	+/-	PTS
					M / A	%	M / A	%	M / A	%	M / A	%	OR	DR	TOT								
3	ACAR Deniz	2.5	7	2:46:11	23/40	58	23/40	58			0/3	0	6	17	23	5	4	3	1	8	4	38	46
5	GURBULAK Ozgur (C)	4.0	7	4:00:24	55/114	48	45/82	55	10/32	31	14/22	64	4	47	51	60	24	7		11	29	3	134
6	GUNAYDIN Mucahit	4.0	7	38:17	6/12	50	6/12	50			0/2	0	2	9	11	6	2	1	1	3	3	-8	12
7	EFETURK Ahmet	4.0	6	1:12:55	9/30	30	9/30	30			3/8	38	2	13	15	10	8	3		8	12	-16	21
9	TOPRAK Ugur	3.0	7	4:15:18	30/76	39	28/63	44	2/13	15	9/14	64	7	35	42	40	13	10		14	17	6	71
10	AR Ismail	1.5	7	3:27:59	29/43	67	29/42	69	0/1	0	5/12	42	1	14	15	14	8	1		12	13	21	63
11	GUNDOGDU Fikri	1.0	2	9:01	0/1	0	0/1	0												1			1
15	SAYAK Selim	2.5	7	1:08:10	5/13	38	5/13	38			3/10	30	1	4	5	2	6	4		10	10	-6	13
35	GUMUS Ferit	3.0	7	3:28:04	29/58	50	29/58	50			11/13	85	5	35	40	17	11	3		7	18	14	69
36	TOPTAS Samet	4.5	3	13:32	3/7	43	3/7	43			3/4	75		4	4	1	1			1	3	2	9
47	AKSOY Ridvan	1.0	6	1:26:23	6/12	50	6/12	50			0/1	0	3	4	7		3	2		5	3	-29	12
52	GULEM Volkan	2.0	5	58:46	3/8	38	3/8	38						4	4	2	3			8	1	-11	6
Team / Coach																							
Totals					198/414	48	186/368	51	12/46	26	48/89	54	36	199	235	157	91	34	2	88	113	3	456
Opponents					198/475	42	172/403	43	26/72	36	31/47	66	77	190	267	152	81	39	5	112	86	-3	453

Team Totals

	TUR	Opponents
Points from Turnovers	68	102
Points in the Paint	236 (118/204) 58%	236 (118/226) 52%
Second Chance Points	37	71
Fast Break Points	54	54
Bench Points	73	118

Player Averages

No.	Name	Sport Class	GP	MPG	Field Goals		2 Points		3 Points		Free Throws		Rebounds			AS	TO	ST	BS	PF	FD	+/-	PPG
					M / A	%	M / A	%	M / A	%	M / A	%	OR	DR	TOT								
3	ACAR Deniz	2.5	7	23.7	3.3/5.7	58	3.3/5.7	58			0.0/0.4	0	0.9	2.4	3.3	0.7	0.6	0.4	0.1	1.1	0.6	5.4	6.6
5	GURBULAK Ozgur (C)	4.0	7	34.3	7.9/16.3	48	6.4/11.7	55	1.4/4.6	31	2.0/3.1	64	0.6	6.7	7.3	8.6	3.4	1.0		1.6	4.1	0.4	19.1
6	GUNAYDIN Mucahit	4.0	7	5.5	0.9/1.7	50	0.9/1.7	50			0.0/0.3	0	0.3	1.3	1.6	0.9	0.3	0.1	0.1	0.4	0.4	-1.1	1.7
7	EFETURK Ahmet	4.0	6	12.2	1.5/5.0	30	1.5/5.0	30			0.5/1.3	38	0.3	2.2	2.5	1.7	1.3	0.5		1.3	2.0	-2.7	3.5
9	TOPRAK Ugur	3.0	7	36.5	4.3/10.9	39	4.0/9.0	44	0.3/1.9	15	1.3/2.0	64	1.0	5.0	6.0	5.7	1.9	1.4		2.0	2.4	0.9	10.1
10	AR Ismail	1.5	7	29.7	4.1/6.1	67	4.1/6.0	69	0.0/0.1	0	0.7/1.7	42	0.1	2.0	2.1	2.0	1.1	0.1		1.7	1.9	3.0	9.0
11	GUNDOGDU Fikri	1.0	2	4.5	0.0/0.5	0	0.0/0.5	0												0.5		0.5	
15	SAYAK Selim	2.5	7	9.7	0.7/1.9	38	0.7/1.9	38			0.4/1.4	30	0.1	0.6	0.7	0.3	0.9	0.6		1.4	1.4	-0.9	1.9
35	GUMUS Ferit	3.0	7	29.7	4.1/8.3	50	4.1/8.3	50			1.6/1.9	85	0.7	5.0	5.7	2.4	1.6	0.4		1.0	2.6	2.0	9.9
36	TOPTAS Samet	4.5	3	4.5	1.0/2.3	43	1.0/2.3	43			1.0/1.3	75		1.3	1.3	0.3	0.3			0.3	1.0	0.7	3.0
47	AKSOY Ridvan	1.0	6	14.4	1.0/2.0	50	1.0/2.0	50			0.0/0.2	0	0.5	0.7	1.2		0.5	0.3		0.8	0.5	-4.8	2.0
52	GULEM Volkan	2.0	5	11.8	0.6/1.6	38	0.6/1.6	38						0.8	0.8	0.4	0.6			1.6	0.2	-2.2	1.2
Team / Coach																							
Totals					28.3/59.1	48	26.6/52.6	51	1.7/6.6	26	6.9/12.7	54	5.1	28.4	33.6	22.4	13.0	4.9	0.3	12.6	16.1	0.4	65.1
Opponents					28.3/67.9	42	24.6/57.6	43	3.7/10.3	36	4.4/6.7	66	11.0	27.1	38.1	21.7	11.6	5.6	0.7	16.0	12.3	-0.4	64.7

Team Averages

	TUR	Opponents
Points from Turnovers	9.7	14.6
Points in the Paint	33.7	33.7
Second Chance Points	5.3	10.1
Fast Break Points	7.7	7.7
Bench Points	10.4	16.9



Cumulative Statistics

チームの累積統計

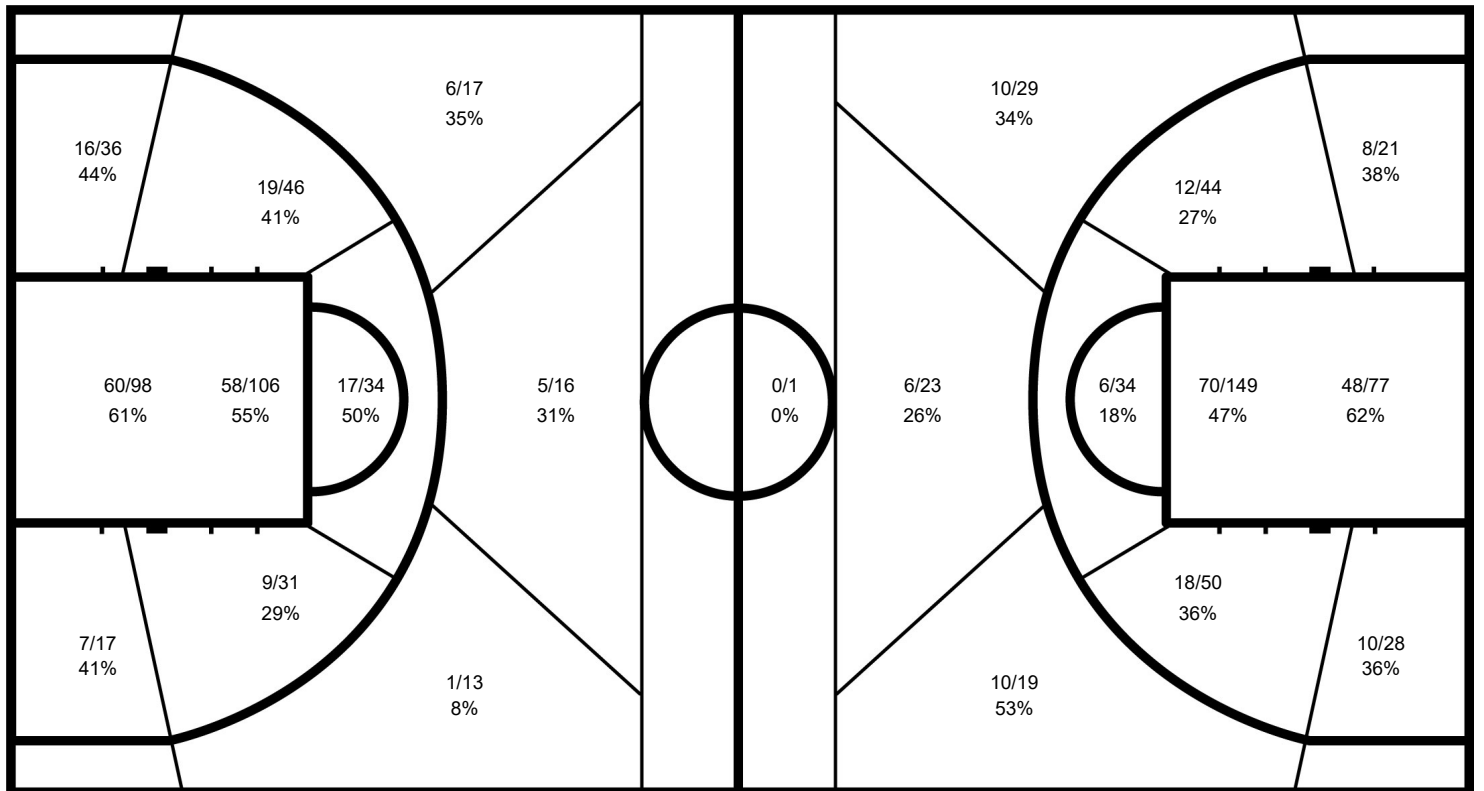
TUR - Turkey

After 7 games

Phase	TUR Played	Score		Field Goals		2 Points		3 Points		Free Throws		Rebounds			AS	TO	ST	BS	PF	FD
				M / A	%	M / A	%	M / A	%	M / A	%	OR	DR	TOT						
Preliminary Round Group A	KOR	80-70	For	35/63	56	35/58	60	0/5	0	10/20	50	4	30	34	31	9	5	1	10	23
			Agn.	30/75	40	25/60	42	5/15	33	5/8	63	15	27	42	21	10	3	1	22	9
Preliminary Round Group A	CAN	77-73	For	28/69	41	26/63	41	2/6	33	19/30	63	4	28	32	27	6	7		17	28
			Agn.	30/70	43	26/61	43	4/9	44	9/10	90	9	40	49	25	19	1		28	17
Preliminary Round Group A	ESP	61-79	For	25/53	47	21/41	51	4/12	33	7/11	64	4	18	22	19	15	6		14	17
			Agn.	35/70	50	32/62	52	3/8	38	6/14	43	21	26	47	21	15	9	1	17	14
Preliminary Round Group A	COL	80-38	For	36/66	55	34/63	54	2/3	67	6/12	50	7	36	43	30	9	7		11	16
			Agn.	17/58	29	15/50	30	2/8	25	2/4	50	6	25	31	13	16	4	1	16	10
Preliminary Round Group A	JPN	55-67	For	26/60	43	24/50	48	2/10	20	1/3	33	7	24	31	17	16	5	1	8	6
			Agn.	32/67	48	29/57	51	3/10	30			9	27	36	23	12	8		6	8
Quarterfinal	USA	45-52	For	19/48	40	17/41	41	2/7	29	5/13	38	3	35	38	13	17	2		17	14
			Agn.	22/63	35	21/56	38	1/7	14	7/9	78	6	27	33	20	4	7	1	14	17
Classification Playoff 5/6	AUS	58-74	For	29/55	53	29/52	56	0/3	0			7	28	35	20	19	2		11	9
			Agn.	32/72	44	24/57	42	8/15	53	2/2	100	11	18	29	29	5	7	1	9	11

TUR - Turkey

Opponents



TUR

	M / A	%
Field Goals	198 / 414	48
2 Points	186 / 368	51
3 Points	12 / 46	26
Free Throws	48 / 89	54

Opponents

%	M / A	
42	198 / 475	Field Goals
43	172 / 403	2 Points
36	26 / 72	3 Points
66	31 / 47	Free Throws



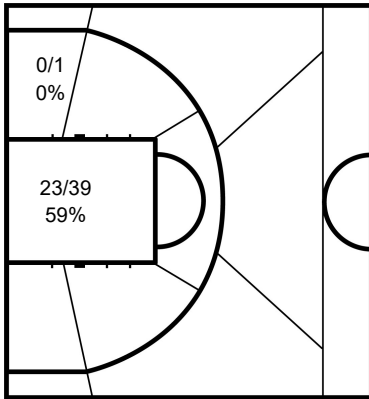
Cumulative Statistics

チームの累積統計

TUR - Turkey

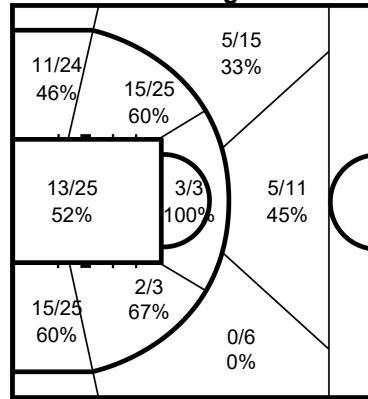
After 7 games

3 ACAR Deniz



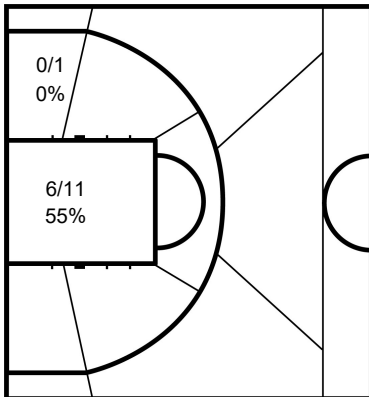
	M / A	%
Field Goals	23 / 40	58
2 Points	23 / 40	58
3 Points		
Free Throws	0 / 3	0

5 GURBULAK Ozgur



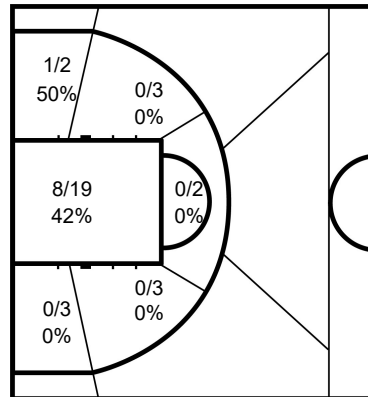
	M / A	%
Field Goals	55 / 114	48
2 Points	45 / 82	55
3 Points	10 / 32	31
Free Throws	14 / 22	64

6 GUNAYDIN Mucahit



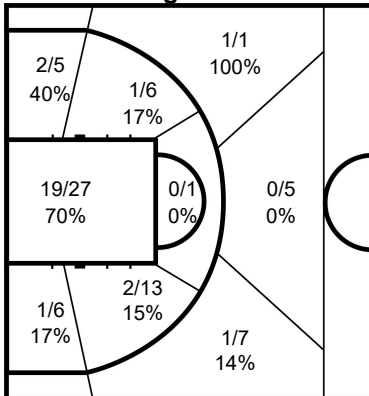
	M / A	%
Field Goals	6 / 12	50
2 Points	6 / 12	50
3 Points		
Free Throws	0 / 2	0

7 EFETURK Ahmet



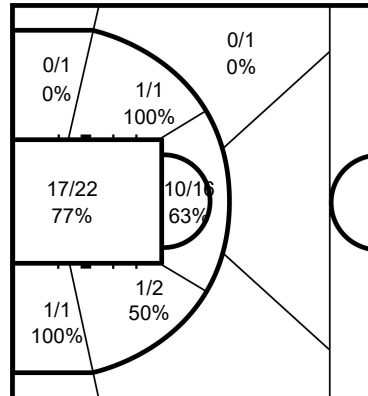
	M / A	%
Field Goals	9 / 30	30
2 Points	9 / 30	30
3 Points		
Free Throws	3 / 8	38

9 TOPRAK Ugur



	M / A	%
Field Goals	30 / 76	39
2 Points	28 / 63	44
3 Points	2 / 13	15
Free Throws	9 / 14	64

10 AR Ismail



	M / A	%
Field Goals	29 / 43	67
2 Points	29 / 42	69
3 Points	0 / 1	0
Free Throws	5 / 12	42



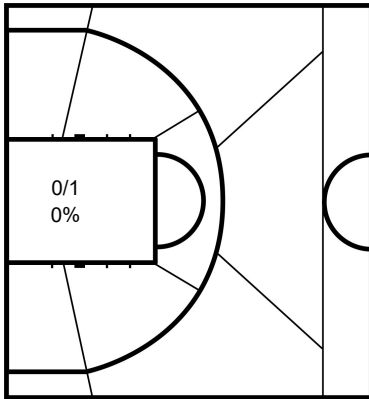
Cumulative Statistics

チームの累積統計

TUR - Turkey

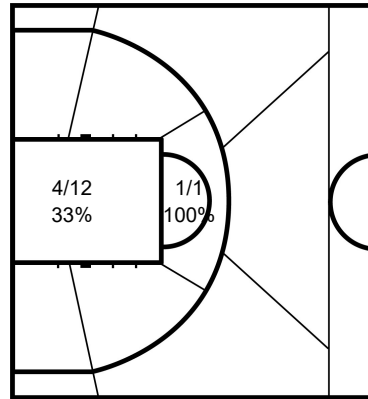
After 7 games

11 GUNDOGDU Fikri



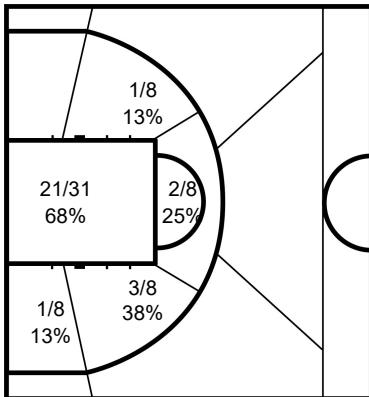
	M / A	%
Field Goals	0 / 1	0
2 Points	0 / 1	0
3 Points		
Free Throws		

15 SAYAK Selim



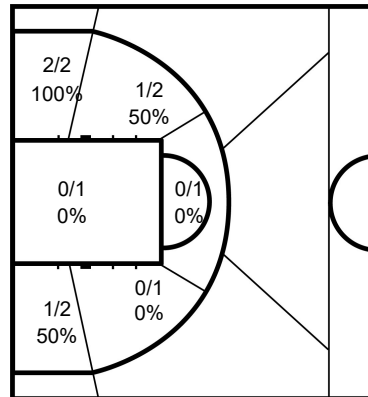
	M / A	%
Field Goals	5 / 13	38
2 Points	5 / 13	38
3 Points		
Free Throws	3 / 10	30

35 GUMUS Ferit



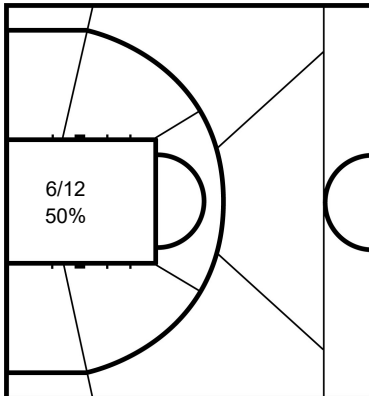
	M / A	%
Field Goals	29 / 58	50
2 Points	29 / 58	50
3 Points		
Free Throws	11 / 13	85

36 TOPTAS Samet



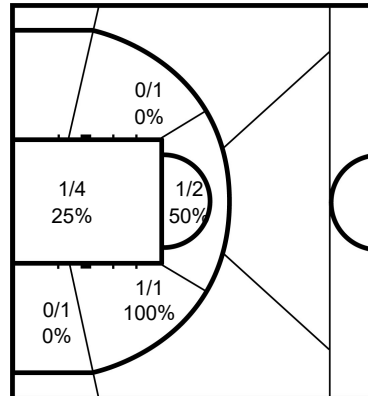
	M / A	%
Field Goals	3 / 7	43
2 Points	3 / 7	43
3 Points		
Free Throws	3 / 4	75

47 AKSOY Ridvan



	M / A	%
Field Goals	6 / 12	50
2 Points	6 / 12	50
3 Points		
Free Throws	0 / 1	0

52 GULEM Volkan



	M / A	%
Field Goals	3 / 8	38
2 Points	3 / 8	38
3 Points		
Free Throws		

Legend:							
%	Shooting Percentage	(C)	Captain	+/-	Plus-Minus	Agn.	Against
BS	Blocked Shots	DR	Defensive Rebounds	FD	Fouls Drawn	GP	Games Played
MPG	Minutes Played per Game	No.	Uniform Number	OR	Offensive Rebounds	PF	Fouls
PTS	Points	ST	Steals	TO	Turnovers	TOT	Total Rebounds
						AS	Assists
						M / A	Made / Attempts
						PPG	Points per Game
						TP	Time Played



Cumulative Statistics

チームの累積統計

GER - Germany

After 7 games

Player Totals

No.	Name	Sport Class	GP	TP	Field Goals		2 Points		3 Points		Free Throws		Rebounds			AS	TO	ST	BS	PF	FD	+/-	PTS
					M / A	%	M / A	%	M / A	%	M / A	%	OR	DR	TOT								
4	SCHORP Phillip	1.0	3	24:30									1	1						2		1	
5	DREIMUELLER Nico	2.0	7	3:25:23	26/59	44	22/48	46	4/11	36	4/4	100	5	12	17	29	8	7	2	21	8	15	60
6	GUENTNER Matthias	4.5	6	57:54	9/20	45	9/20	45			1/6	17	2	14	16	4	1	1		2	4	24	19
7	HUBER Christopher	1.0	7	3:30:05	4/12	33	4/12	33					3	8	11	1	4	2		14	1	13	8
8	BIENEK Andre	3.0	7	3:15:07	25/70	36	20/48	42	5/22	23	15/26	58	9	44	53	21	10	4		18	24	16	70
9	HELL Tobias	1.0	2	5:18																		5	
10	HALLER Jan (C)	2.0	7	1:41:05	9/24	38	9/24	38			1/1	100	4	6	10	14	3	3		7	5	27	19
11	SADLER Jan	3.0	6	40:36	2/7	29	2/7	29			0/2	0	2		2	2				2	2	14	4
12	ALBRECHT Jens Eicke	3.0	7	1:53:03	14/23	61	14/23	61			3/7	43	6	20	26	4	7	3	1	14	9	13	31
13	BOEHME Thomas	3.0	7	3:58:32	46/124	37	35/87	40	11/37	30	24/30	80	7	45	52	44	11	8		7	28	21	127
14	HALOUSKI Aliaksandr	4.5	7	2:58:10	41/84	49	36/70	51	5/14	36	12/16	75	5	44	49	37	3	6	5	12	19	-9	99
15	BESTWICK Joseph	4.5	5	30:17	1/8	13	1/8	13			3/6	50	2	8	10	2	3			6	3	15	5
Team / Coach													3	9	12		2			1			
Totals					177/431	41	152/347	44	25/84	30	63/98	64	48	211	259	158	53	34	8	106	103	31	442
Opponents					187/451	41	178/404	44	9/47	19	28/59	47	63	214	277	143	68	26	3	105	104	-31	411

Team Totals

	GER	Opponents
Points from Turnovers	67	57
Points in the Paint	178 (89/173) 51%	198 (99/181) 55%
Second Chance Points	37	43
Fast Break Points	44	19
Bench Points	86	114

Player Averages

No.	Name	Sport Class	GP	MPG	Field Goals		2 Points		3 Points		Free Throws		Rebounds			AS	TO	ST	BS	PF	FD	+/-	PPG
					M / A	%	M / A	%	M / A	%	M / A	%	OR	DR	TOT								
4	SCHORP Phillip	1.0	3	8.2									0.3	0.3		0.3				0.7		0.3	
5	DREIMUELLER Nico	2.0	7	29.3	3.7/8.4	44	3.1/6.9	46	0.6/1.6	36	0.6/0.6	100	0.7	1.7	2.4	4.1	1.1	1.0	0.3	3.0	1.1	2.1	8.6
6	GUENTNER Matthias	4.5	6	9.7	1.5/3.3	45	1.5/3.3	45			0.2/1.0	17	0.3	2.3	2.7	0.7	0.2	0.2		0.3	0.7	4.0	3.2
7	HUBER Christopher	1.0	7	30.0	0.6/1.7	33	0.6/1.7	33					0.4	1.1	1.6	0.1	0.6	0.3		2.0	0.1	1.9	1.1
8	BIENEK Andre	3.0	7	27.9	3.6/10.0	36	2.9/6.9	42	0.7/3.1	23	2.1/3.7	58	1.3	6.3	7.6	3.0	1.4	0.6		2.6	3.4	2.3	10.0
9	HELL Tobias	1.0	2	2.7																		2.5	
10	HALLER Jan (C)	2.0	7	14.4	1.3/3.4	38	1.3/3.4	38			0.1/0.1	100	0.6	0.9	1.4	2.0	0.4	0.4		1.0	0.7	3.9	2.7
11	SADLER Jan	3.0	6	6.8	0.3/1.2	29	0.3/1.2	29			0.0/0.3	0	0.3		0.3	0.3				0.3	0.3	2.3	0.7
12	ALBRECHT Jens Eicke	3.0	7	16.2	2.0/3.3	61	2.0/3.3	61			0.4/1.0	43	0.9	2.9	3.7	0.6	1.0	0.4	0.1	2.0	1.3	1.9	4.4
13	BOEHME Thomas	3.0	7	34.1	6.6/17.7	37	5.0/12.4	40	1.6/5.3	30	3.4/4.3	80	1.0	6.4	7.4	6.3	1.6	1.1		1.0	4.0	3.0	18.1
14	HALOUSKI Aliaksandr	4.5	7	25.5	5.9/12.0	49	5.1/10.0	51	0.7/2.0	36	1.7/2.3	75	0.7	6.3	7.0	5.3	0.4	0.9	0.7	1.7	2.7	-1.3	14.1
15	BESTWICK Joseph	4.5	5	6.1	0.2/1.6	13	0.2/1.6	13			0.6/1.2	50	0.4	1.6	2.0	0.4	0.6			1.2	0.6	3.0	1.0
Team / Coach													0.4	1.3	1.7		0.3			1			
Totals					25.3/61.6	41	21.7/49.6	44	3.6/12.0	30	9.0/14.0	64	6.9	30.1	37.0	22.6	7.6	4.9	1.1	15.1	14.7	4.4	63.1
Opponents					26.7/64.4	41	25.4/57.7	44	1.3/6.7	19	4.0/8.4	47	9.0	30.6	39.6	20.4	9.7	3.7	0.4	15.0	14.9	-4.4	58.7

Team Averages

	GER	Opponents
Points from Turnovers	9.6	8.1
Points in the Paint	25.4	28.3
Second Chance Points	5.3	6.1
Fast Break Points	6.3	2.7
Bench Points	12.3	16.3



Cumulative Statistics

チームの累積統計

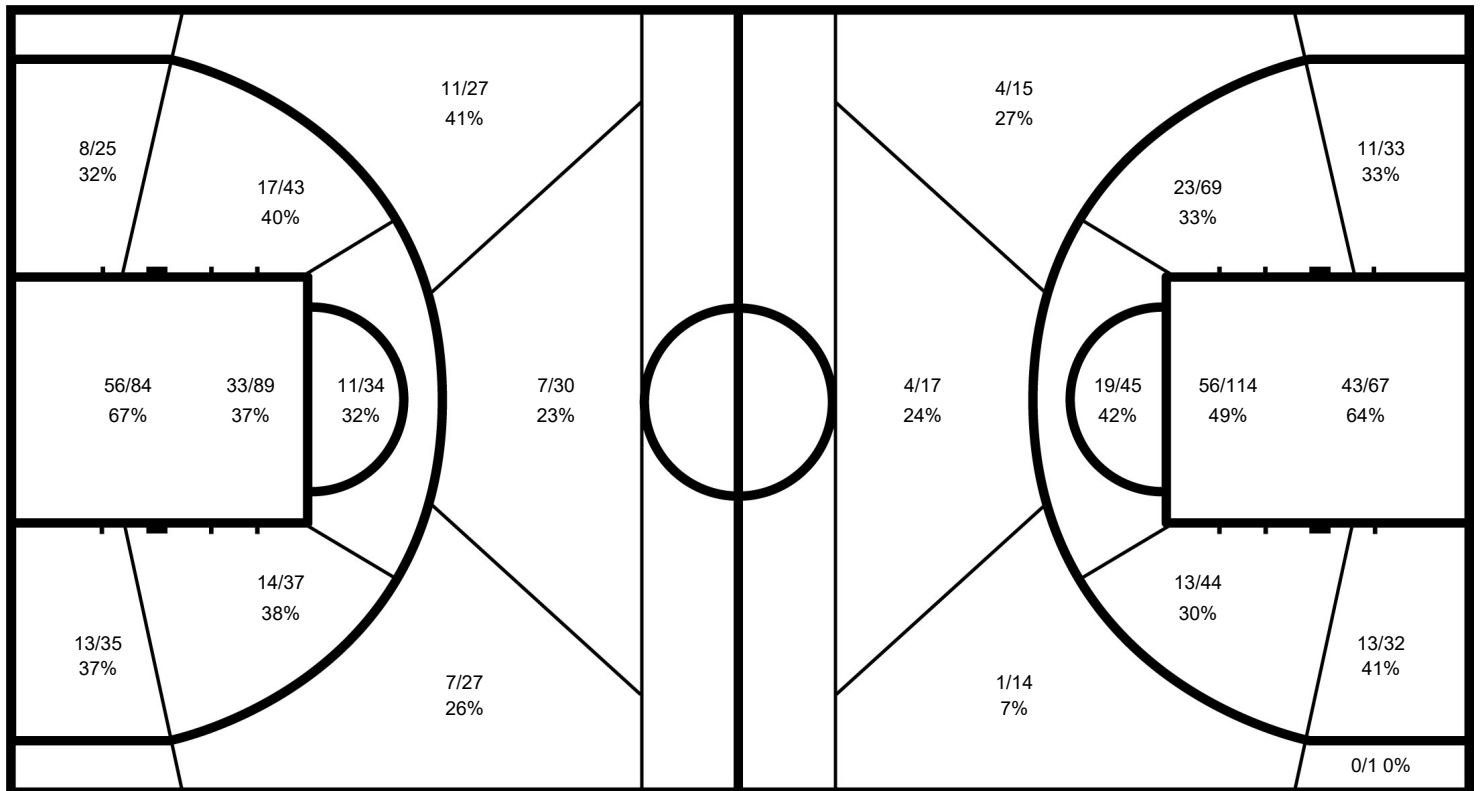
GER - Germany

After 7 games

Phase	GER Played	Score		Field Goals		2 Points		3 Points		Free Throws		Rebounds			AS	TO	ST	BS	PF	FD
				M / A	%	M / A	%	M / A	%	M / A	%	OR	DR	TOT						
Preliminary Round Group B	USA	55-58	For	23/57	40	18/41	44	5/16	31	4/5	80	3	29	32	20	10	4	1	14	10
			Agn.	27/58	47	27/56	48	0/2	0	4/9	44	5	29	34	24	8	7	2	10	14
Preliminary Round Group B	GBR	71-59	For	29/60	48	22/47	47	7/13	54	6/11	55	6	28	34	24	10	6		21	15
			Agn.	26/64	41	25/55	45	1/9	11	6/14	43	11	26	37	24	11	3		15	21
Preliminary Round Group B	AUS	53-64	For	22/65	34	20/55	36	2/10	20	7/11	64	8	30	38	19	9	4	2	17	19
			Agn.	29/69	42	28/60	47	1/9	11	5/12	42	13	36	49	25	13	7		19	17
Preliminary Round Group B	ALG	71-50	For	28/66	42	25/56	45	3/10	30	12/20	60	9	36	45	25	7	5	1	15	15
			Agn.	24/63	38	23/58	40	1/5	20	1/4	25	5	30	35	10	13	3		15	15
Preliminary Round Group B	IRI	56-53	For	22/59	37	20/47	43	2/12	17	10/17	59	9	32	41	21	4	3	1	8	15
			Agn.	25/64	39	23/60	38	2/4	50	1/2	50	7	31	38	22	4	2		15	8
Quarterfinal	ESP	68-71	For	28/66	42	25/53	47	3/13	23	9/14	64	9	22	31	26	7	6	2	19	13
			Agn.	30/65	46	27/56	48	3/9	33	8/13	62	14	30	44	16	12	2		15	17
Classification Playoff 7/8	CAN	68-56	For	25/58	43	22/48	46	3/10	30	15/20	75	4	34	38	23	6	6	1	12	16
			Agn.	26/68	38	25/59	42	1/9	11	3/5	60	8	32	40	22	7	2	1	16	12

GER - Germany

Opponents



GER

	M / A	%
Field Goals	177 / 431	41
2 Points	152 / 347	44
3 Points	25 / 84	30
Free Throws	63 / 98	64

Opponents

%	M / A	
41	187 / 451	Field Goals
44	178 / 404	2 Points
19	9 / 47	3 Points
47	28 / 59	Free Throws



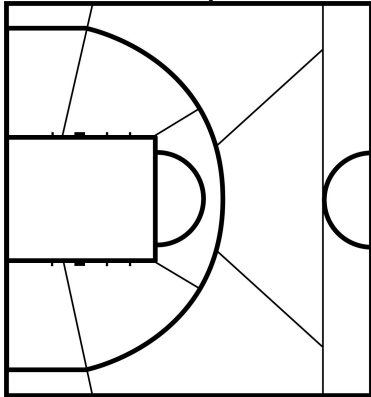
Cumulative Statistics

チームの累積統計

GER - Germany

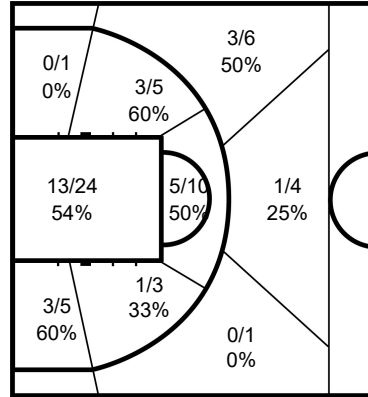
After 7 games

4 SCHORP Phillip



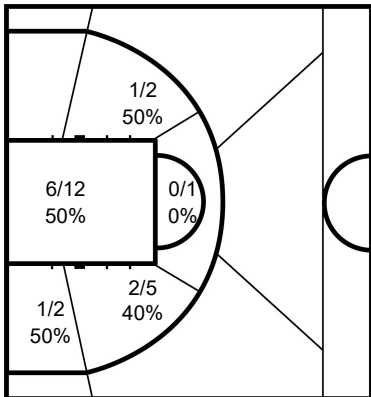
	M / A	%
Field Goals		
2 Points		
3 Points		
Free Throws		

5 DREIMUELLER Nico



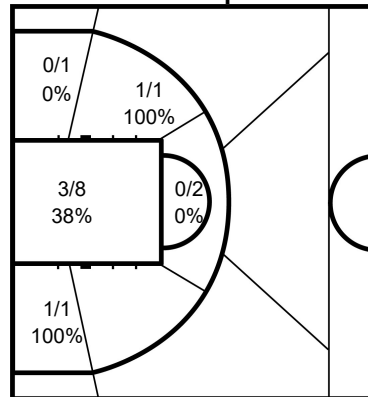
	M / A	%
Field Goals	26 / 59	44
2 Points	22 / 48	46
3 Points	4 / 11	36
Free Throws	4 / 4	100

6 GUENTNER Matthias



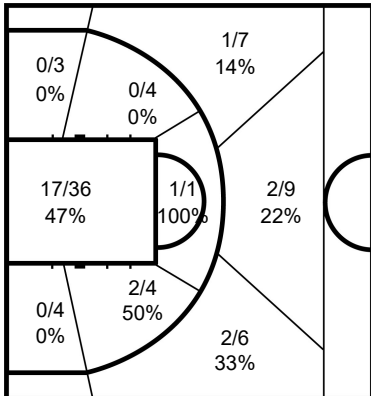
	M / A	%
Field Goals	9 / 20	45
2 Points	9 / 20	45
3 Points		
Free Throws	1 / 6	17

7 HUBER Christopher



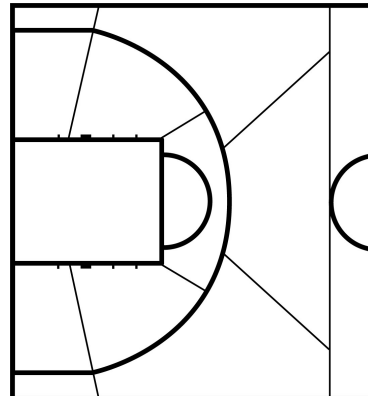
	M / A	%
Field Goals	4 / 12	33
2 Points	4 / 12	33
3 Points		
Free Throws		

8 BIENEK Andre



	M / A	%
Field Goals	25 / 70	36
2 Points	20 / 48	42
3 Points	5 / 22	23
Free Throws	15 / 26	58

9 HELL Tobias



	M / A	%
Field Goals		
2 Points		
3 Points		
Free Throws		



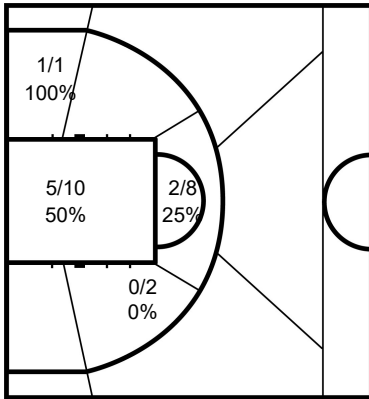
Cumulative Statistics

チームの累積統計

GER - Germany

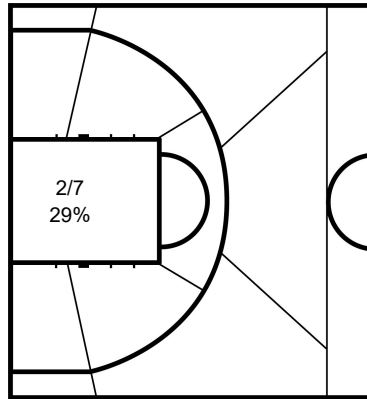
After 7 games

10 HALLER Jan



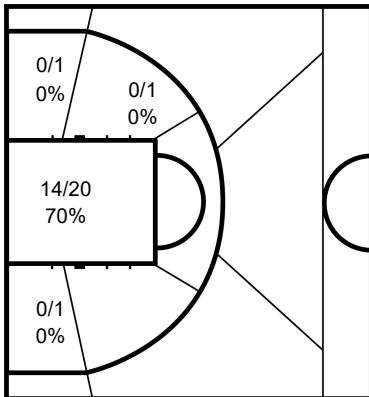
	M / A	%
Field Goals	9 / 24	38
2 Points	9 / 24	38
3 Points		
Free Throws	1 / 1	100

11 SADLER Jan



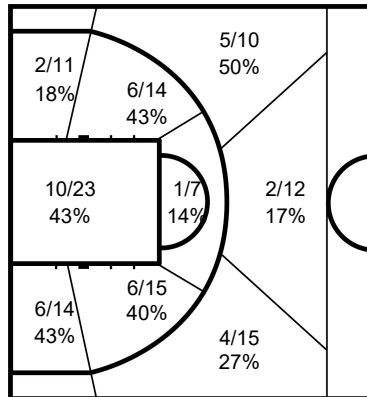
	M / A	%
Field Goals	2 / 7	29
2 Points	2 / 7	29
3 Points		
Free Throws	0 / 2	0

12 ALBRECHT Jens Eicke



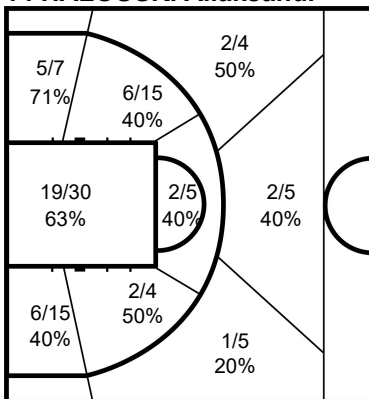
	M / A	%
Field Goals	14 / 23	61
2 Points	14 / 23	61
3 Points		
Free Throws	3 / 7	43

13 BOEHME Thomas



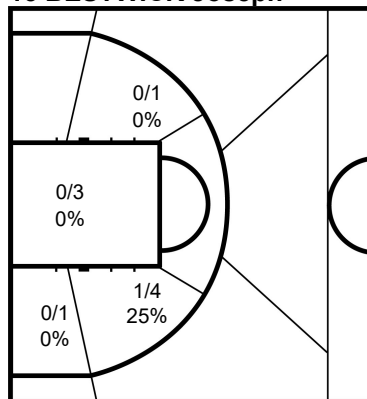
	M / A	%
Field Goals	46 / 124	37
2 Points	35 / 87	40
3 Points	11 / 37	30
Free Throws	24 / 30	80

14 HALOUSKI Aliaksandr



	M / A	%
Field Goals	41 / 84	49
2 Points	36 / 70	51
3 Points	5 / 14	36
Free Throws	12 / 16	75

15 BESTWICK Joseph



	M / A	%
Field Goals	1 / 8	13
2 Points	1 / 8	13
3 Points		
Free Throws	3 / 6	50

Legend:							
%	Shooting Percentage	(C)	Captain	+/-	Plus-Minus	Agn.	Against
BS	Blocked Shots	DR	Defensive Rebounds	FD	Fouls Drawn	GP	Games Played
MPG	Minutes Played per Game	No.	Uniform Number	OR	Offensive Rebounds	PF	Fouls
PTS	Points	ST	Steals	TO	Turnovers	TOT	Total Rebounds
						AS	Assists
						M / A	Made / Attempts
						PPG	Points per Game
						TP	Time Played



Cumulative Statistics

チームの累積統計

CAN - Canada

After 7 games

Player Totals

No.	Name	Sport Class	GP	TP	Field Goals		2 Points		3 Points		Free Throws		Rebounds			AS	TO	ST	BS	PF	FD	+/-	PTS
					M/A	%	M/A	%	M/A	%	M/A	%	OR	DR	TOT								
4	GONCIN Nikola	4.5	7	3:55:30	49/120	41	38/87	44	11/33	33	11/17	65	7	61	68	55	19	6		18	25	-43	120
5	GREEN Deion	3.5	2	15:39	0/8	0	0/6	0	0/2	0			3	1	4					1		-18	
6	HEDGES Robert (C)	2.5	7	3:33:21	24/67	36	24/67	36			6/6	100	3	15	18	15	6	4	1	15	8	-5	54
7	DALLAIRE Vincent	1.5	4	30:59	1/6	17	1/6	17					1		1					6		-23	2
8	MUTWARE Blaise	3.5	2	15:39	2/6	33	2/6	33					1	4	5							-18	4
9	HIGGINS Colin	4.5	7	1:30:21	21/46	46	19/35	54	2/11	18	4/5	80	4	11	15	11	16			13	8	-46	48
10	MELYMICK Lee	1.0	7	2:16:11	14/34	41	14/34	41					2	6	8	2	2	2		16	1	-31	28
11	JASSMAN Chad	1.5	7	1:26:31	3/11	27	3/11	27			0/2	0	1	2	3	4				5	2	-31	6
12	ANDERSON Patrick	4.5	7	3:48:30	53/128	41	49/105	47	4/23	17	23/27	85	14	77	91	40	14	8	4	9	42	3	133
13	VERMETTE Jonathan	1.0	7	1:34:44	2/5	40	2/5	40					2	4	6	2	3	1		7	5	8	4
14	MILLER Tyler	1.5	7	3:42:43	3/9	33	3/9	33			3/6	50	8	12	20	3	9	2		25	8	-29	9
15	OSTEPCHUK Garrett	2.0	6	54:52	2/7	29	2/7	29			3/4	75	1	5	6	2	1	2		4	5	-27	7
Team / Coach																							
Totals					174/447	39	157/378	42	17/69	25	50/67	75	55	211	266	134	74	25	5	120	104	-52	415
Opponents					190/445	43	171/375	46	19/70	27	68/104	65	54	213	267	147	63	29	9	105	119	52	467

Team Totals

	CAN	Opponents
Points from Turnovers	70	75
Points in the Paint	164 (82/173) 47%	188 (94/174) 54%
Second Chance Points	37	50
Fast Break Points	20	33
Bench Points	71	125

Player Averages

No.	Name	Sport Class	GP	MPG	Field Goals		2 Points		3 Points		Free Throws		Rebounds			AS	TO	ST	BS	PF	FD	+/-	PPG
					M/A	%	M/A	%	M/A	%	M/A	%	OR	DR	TOT								
4	GONCIN Nikola	4.5	7	33.6	7.0/17.1	41	5.4/12.4	44	1.6/4.7	33	1.6/2.4	65	1.0	8.7	9.7	7.9	2.7	0.9		2.6	3.6	-6.1	17.1
5	GREEN Deion	3.5	2	7.8	0.0/4.0	0	0.0/3.0	0	0.0/1.0	0			1.5	0.5	2.0					0.5		-9.0	
6	HEDGES Robert (C)	2.5	7	30.5	3.4/9.6	36	3.4/9.6	36			0.9/0.9	100	0.4	2.1	2.6	2.1	0.9	0.6	0.1	2.1	1.1	-0.7	7.7
7	DALLAIRE Vincent	1.5	4	7.7	0.3/1.5	17	0.3/1.5	17					0.3		0.3					1.5		-5.8	0.5
8	MUTWARE Blaise	3.5	2	7.8	1.0/3.0	33	1.0/3.0	33					0.5	2.0	2.5							-9.0	2.0
9	HIGGINS Colin	4.5	7	12.9	3.0/6.6	46	2.7/5.0	54	0.3/1.6	18	0.6/0.7	80	0.6	1.6	2.1	1.6	2.3			1.9	1.1	-6.6	6.9
10	MELYMICK Lee	1.0	7	19.5	2.0/4.9	41	2.0/4.9	41					0.3	0.9	1.1	0.3	0.3	0.3		2.3	0.1	-4.4	4.0
11	JASSMAN Chad	1.5	7	12.4	0.4/1.6	27	0.4/1.6	27			0.0/0.3	0	0.1	0.3	0.4	0.6				0.7	0.3	-4.4	0.9
12	ANDERSON Patrick	4.5	7	32.6	7.6/18.3	41	7.0/15.0	47	0.6/3.3	17	3.3/3.9	85	2.0	11.0	13.0	5.7	2.0	1.1	0.6	1.3	6.0	0.4	19.0
13	VERMETTE Jonathan	1.0	7	13.5	0.3/0.7	40	0.3/0.7	40					0.3	0.6	0.9	0.3	0.4	0.1		1.0	0.7	1.1	0.6
14	MILLER Tyler	1.5	7	31.8	0.4/1.3	33	0.4/1.3	33			0.4/0.9	50	1.1	1.7	2.9	0.4	1.3	0.3		3.6	1.1	-4.1	1.3
15	OSTEPCHUK Garrett	2.0	6	9.1	0.3/1.2	29	0.3/1.2	29			0.5/0.7	75	0.2	0.8	1.0	0.3	0.2	0.3		0.7	0.8	-4.5	1.2
Team / Coach																							
Totals					24.9/63.9	39	22.4/54.0	42	2.4/9.9	25	7.1/9.6	75	7.9	30.1	38.0	19.1	10.6	3.6	0.7	17.1	14.9	-7.4	59.3
Opponents					27.1/63.6	43	24.4/53.6	46	2.7/10.0	27	9.7/14.9	65	7.7	30.4	38.1	21.0	9.0	4.1	1.3	15.0	17.0	7.4	66.7

Team Averages

	CAN	Opponents
Points from Turnovers	10.0	10.7
Points in the Paint	23.4	26.9
Second Chance Points	5.3	7.1
Fast Break Points	2.9	4.7
Bench Points	10.1	17.9



Cumulative Statistics

チームの累積統計

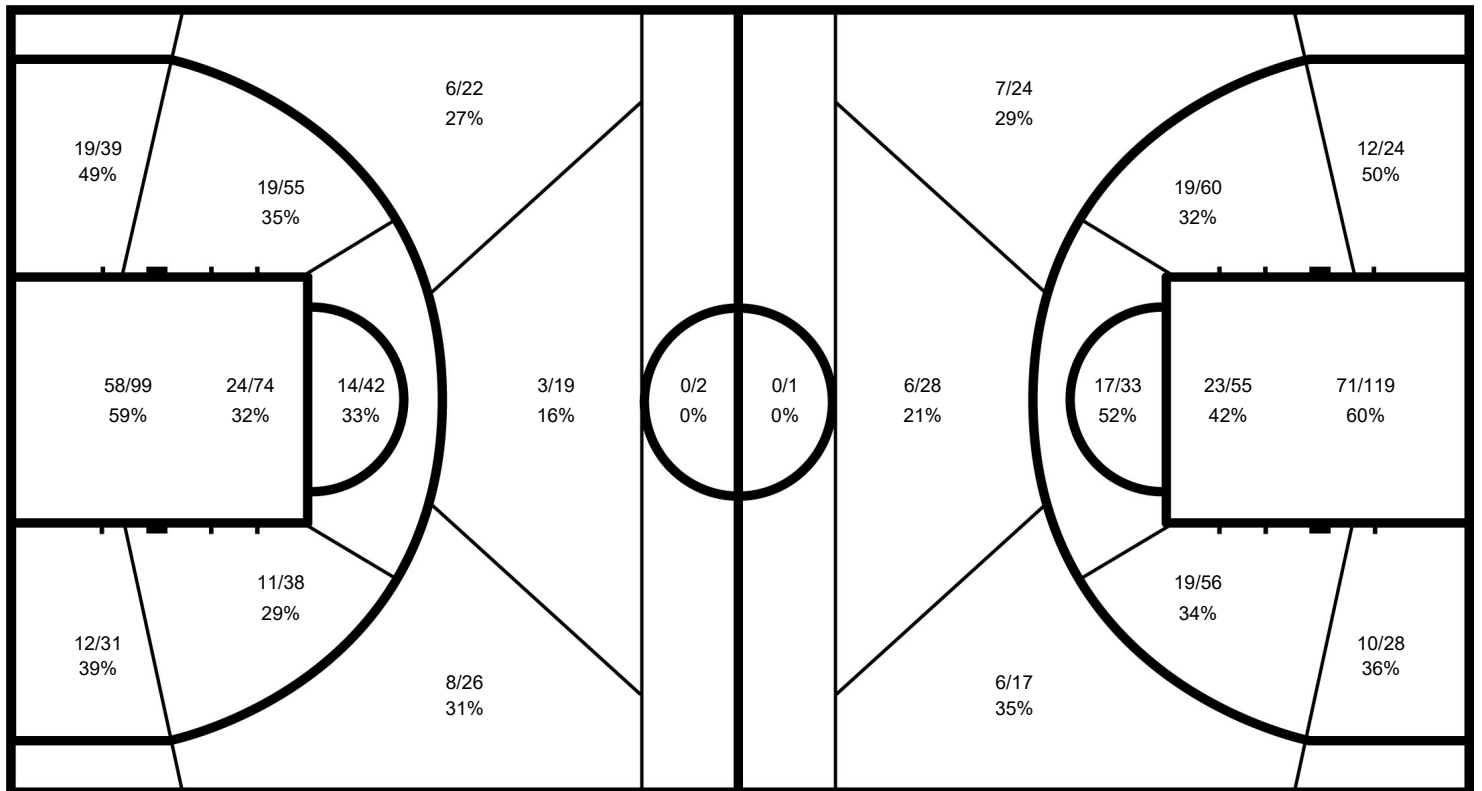
CAN - Canada

After 7 games

Phase	CAN Played	Score		Field Goals		2 Points		3 Points		Free Throws		Rebounds			AS	TO	ST	BS	PF	FD
				M / A	%	M / A	%	M / A	%	M / A	%	OR	DR	TOT						
Preliminary Round Group A	ESP	41-78	For	16/59	27	11/45	24	5/14	36	4/10	40	10	22	32	12	19	7		18	14
			Agn.	31/67	46	27/52	52	4/15	27	12/16	75	14	35	49	15	15	7	4	14	18
Preliminary Round Group A	TUR	73-77	For	30/70	43	26/61	43	4/9	44	9/10	90	9	40	49	25	19	1		28	17
			Agn.	28/69	41	26/63	41	2/6	33	19/30	63	4	28	32	27	6	7		17	28
Preliminary Round Group A	JPN	56-62	For	22/62	35	22/54	41	0/8	0	12/14	86	10	37	47	12	10	1		17	21
			Agn.	23/64	36	16/45	36	7/19	37	9/18	50	8	27	35	19	5	4		21	17
Preliminary Round Group A	KOR	74-64	For	31/60	52	26/49	53	5/11	45	7/8	88	6	22	28	23	9	5	1	12	15
			Agn.	29/63	46	27/54	50	2/9	22	4/6	67	12	23	35	22	10	3	1	16	12
Preliminary Round Group A	COL	63-52	For	25/63	40	24/56	43	1/7	14	12/14	86	10	28	38	20	4	5	2	17	17
			Agn.	22/56	39	22/49	45	0/7	0	8/12	67	7	29	36	18	12	2	2	17	16
Quarterfinal	GBR	52-66	For	24/65	37	23/54	43	1/11	9	3/6	50	2	30	32	20	6	4	1	12	8
			Agn.	32/68	47	31/64	48	1/4	25	1/2	50	5	37	42	23	9		1	8	12
Classification Playoff 7/8	GER	56-68	For	26/68	38	25/59	42	1/9	11	3/5	60	8	32	40	22	7	2	1	16	12
			Agn.	25/58	43	22/48	46	3/10	30	15/20	75	4	34	38	23	6	6	1	12	16

CAN - Canada

Opponents



CAN

	M / A	%
Field Goals	174 / 447	39
2 Points	157 / 378	42
3 Points	17 / 69	25
Free Throws	50 / 67	75

Opponents

%	M / A	
43	190 / 445	Field Goals
46	171 / 375	2 Points
27	19 / 70	3 Points
65	68 / 104	Free Throws



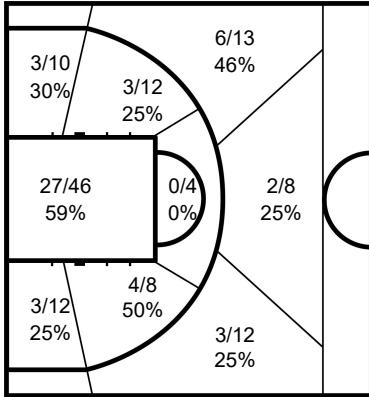
Cumulative Statistics

チームの累積統計

CAN - Canada

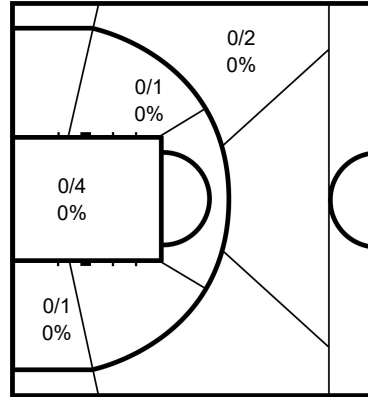
After 7 games

4 GONCIN Nikola



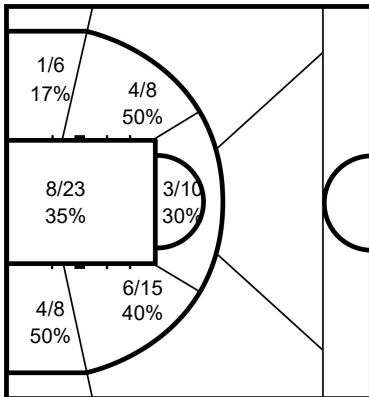
	M / A	%
Field Goals	49 / 120	41
2 Points	38 / 87	44
3 Points	11 / 33	33
Free Throws	11 / 17	65

5 GREEN Deion



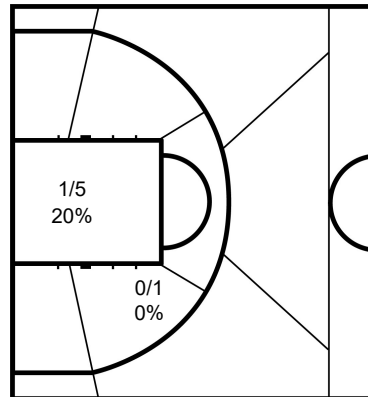
	M / A	%
Field Goals	0 / 8	0
2 Points	0 / 6	0
3 Points	0 / 2	0
Free Throws		

6 HEDGES Robert



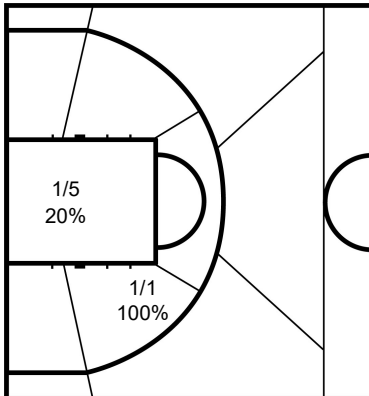
	M / A	%
Field Goals	24 / 67	36
2 Points	24 / 67	36
3 Points		
Free Throws	6 / 6	100

7 DALLAIRE Vincent



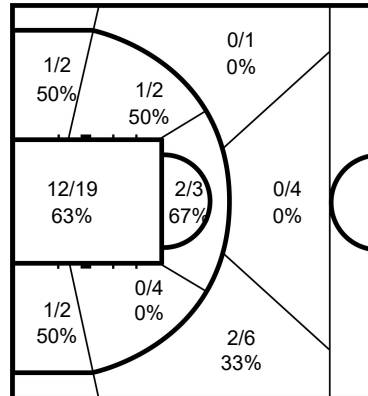
	M / A	%
Field Goals	1 / 6	17
2 Points	1 / 6	17
3 Points		
Free Throws		

8 MUTWARE Blaise



	M / A	%
Field Goals	2 / 6	33
2 Points	2 / 6	33
3 Points		
Free Throws		

9 HIGGINS Colin



	M / A	%
Field Goals	21 / 46	46
2 Points	19 / 35	54
3 Points	2 / 11	18
Free Throws	4 / 5	80



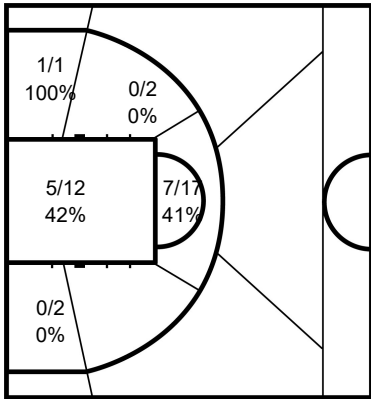
Cumulative Statistics

チームの累積統計

CAN - Canada

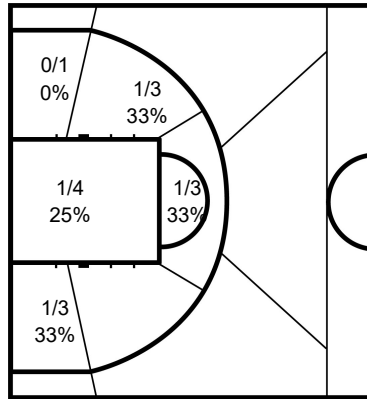
After 7 games

10 MELYMICK Lee



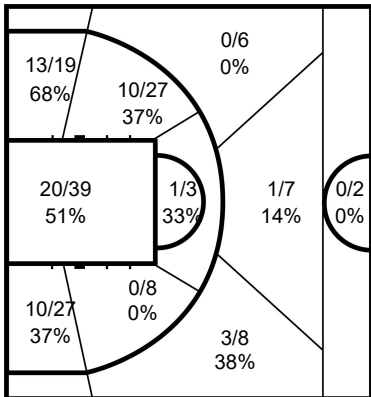
	M / A	%
Field Goals	14 / 34	41
2 Points	14 / 34	41
3 Points		
Free Throws		

11 JASSMAN Chad



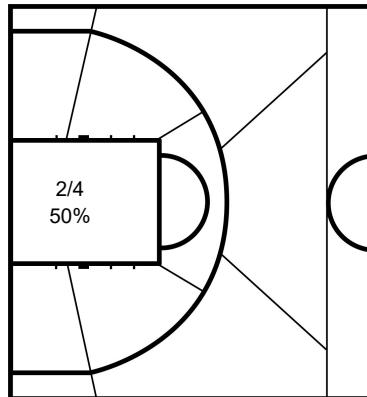
	M / A	%
Field Goals	3 / 11	27
2 Points	3 / 11	27
3 Points		
Free Throws	0 / 2	0

12 ANDERSON Patrick



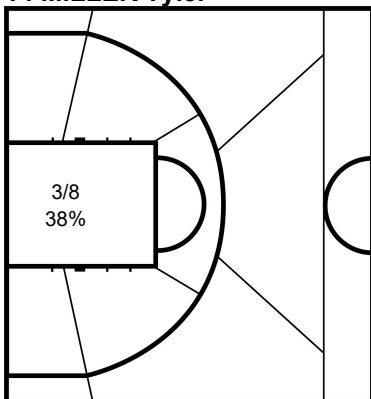
	M / A	%
Field Goals	53 / 128	41
2 Points	49 / 105	47
3 Points	4 / 23	17
Free Throws	23 / 27	85

13 VERMETTE Jonathan



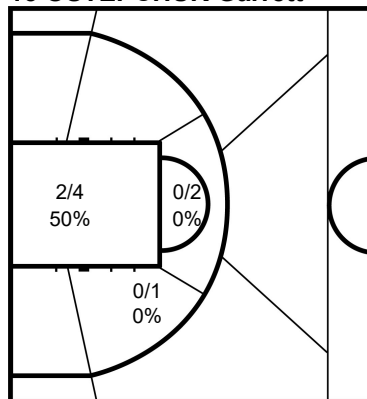
	M / A	%
Field Goals	2 / 5	40
2 Points	2 / 5	40
3 Points		
Free Throws		

14 MILLER Tyler



	M / A	%
Field Goals	3 / 9	33
2 Points	3 / 9	33
3 Points		
Free Throws	3 / 6	50

15 OSTEPCHUK Garrett



	M / A	%
Field Goals	2 / 7	29
2 Points	2 / 7	29
3 Points		
Free Throws	3 / 4	75

Legend:			
%	Shooting Percentage	(C)	Captain
BS	Blocked Shots	DR	Defensive Rebounds
MPG	Minutes Played per Game	No.	Uniform Number
PTS	Points	ST	Steals
+/-	Plus-Minus	Agn.	Against
FD	Fouls Drawn	GP	Games Played
OR	Offensive Rebounds	PF	Fouls
TO	Turnovers	TOT	Total Rebounds
AS	Assists	M / A	Made / Attempts
PPG	Points per Game	TP	Time Played



Cumulative Statistics

チームの累積統計

IRI - Islamic Rep. of Iran

After 6 games

Player Totals

No.	Name	Sport Class	GP	TP	Field Goals		2 Points		3 Points		Free Throws		Rebounds			AS	TO	ST	BS	PF	FD	+/-	PTS
					M/A	%	M/A	%	M/A	%	M/A	%	OR	DR	TOT								
4	AYASHI Faleh	2.0	3	19:47	1/3	33	1/2	50	0/1	0			1	1	2	3	1	1		5		15	2
5	ABDI Hassan	2.0	6	1:53:25	7/24	29	7/24	29					2	7	9	7	3	4		8	2	-35	14
6	AHMADI Amirreza	3.5	4	17:10	1/5	20	1/5	20					2	2		3	1	1	5	2	-15	2	
7	TOLOUEI TAMARDASH Mohsen	3.5	6	1:10:45	11/16	69	11/16	69			4/8	50	6	12	18	18	4	4	1	4	10	28	26
8	SAADATPOORMOGHADAM Vahid	2.5	6	2:36:52	15/40	38	15/40	38			2/8	25	6	17	23	18	10	2		12	7	-43	32
9	ZAKERI DEHVOSTA Danial	1.0	5	1:03:24	3/5	60	3/5	60			0/2	0	2	2	4	1	1	3		8	3	24	6
10	MOHAMMAD NEZHAD Mohammad	1.0	6	3:48:42	16/37	43	16/37	43			2/5	40	12	7	19	7	2	4		10	10	-52	34
11	GHARANJIK Abdoljalil	1.5	2	54:42	3/6	50	3/6	50			1/4	25	2	1	3	1	6	2		3	8	-26	7
12	SAYARI Mohammadhassan	4.0	6	3:42:34	64/134	48	60/123	49	4/11	36	6/13	46	13	47	60	27	13	11	1	16	18	-38	138
13	EIVAZI Reza	4.0	1	0:58																		0	
14	KAMALI Mojtaba	4.5	6	2:53:08	23/79	29	19/67	28	4/12	33	9/18	50	9	28	37	25	11	6	1	17	24	-43	59
15	BAGZADEHFARD Iman (C)	4.0	6	1:18:33	6/17	35	6/16	38	0/1	0	3/4	75	3	18	21	14	5	2		9	5	0	15
Team / Coach													4	9	13		3						
Totals					150/366	41	142/341	42	8/25	32	27/62	44	60	151	211	121	62	40	4	97	89	-37	335
Opponents					154/353	44	145/312	46	9/41	22	55/91	60	61	169	230	144	68	34	4	88	98	37	372

Team Totals

	IRI	Opponents
Points from Turnovers	64	77
Points in the Paint	172 (86/167) 51%	176 (88/172) 51%
Second Chance Points	58	55
Fast Break Points	20	49
Bench Points	67	135

Player Averages

No.	Name	Sport Class	GP	MPG	Field Goals		2 Points		3 Points		Free Throws		Rebounds			AS	TO	ST	BS	PF	FD	+/-	PPG
					M/A	%	M/A	%	M/A	%	M/A	%	OR	DR	TOT								
4	AYASHI Faleh	2.0	3	6.6	0.3/1.0	33	0.3/0.7	50	0.0/0.3	0			0.3	0.3	0.7	1.0	0.3	0.3		1.7		5.0	0.7
5	ABDI Hassan	2.0	6	18.9	1.2/4.0	29	1.2/4.0	29					0.3	1.2	1.5	1.2	0.5	0.7		1.3	0.3	-5.8	2.3
6	AHMADI Amirreza	3.5	4	4.3	0.3/1.3	20	0.3/1.3	20						0.5	0.5		0.8	0.3	0.3	1.3	0.5	-3.8	0.5
7	TOLOUEI TAMARDASH Mohsen	3.5	6	11.8	1.8/2.7	69	1.8/2.7	69			0.7/1.3	50	1.0	2.0	3.0	3.0	0.7	0.7	0.2	0.7	1.7	4.7	4.3
8	SAADATPOORMOGHADAM Vahid	2.5	6	26.1	2.5/6.7	38	2.5/6.7	38			0.3/1.3	25	1.0	2.8	3.8	3.0	1.7	0.3		2.0	1.2	-7.2	5.3
9	ZAKERI DEHVOSTA Danial	1.0	5	12.7	0.6/1.0	60	0.6/1.0	60			0.0/0.4	0	0.4	0.4	0.8	0.2	0.2	0.6		1.6	0.6	4.8	1.2
10	MOHAMMAD NEZHAD Mohammad	1.0	6	38.1	2.7/6.2	43	2.7/6.2	43			0.3/0.8	40	2.0	1.2	3.2	1.2	0.3	0.7		1.7	1.7	-8.7	5.7
11	GHARANJIK Abdoljalil	1.5	2	27.4	1.5/3.0	50	1.5/3.0	50			0.5/2.0	25	1.0	0.5	1.5	0.5	3.0	1.0		1.5	4.0	-13.0	3.5
12	SAYARI Mohammadhassan	4.0	6	37.1	10.7/22.3	48	10.0/20.5	49	0.7/1.8	36	1.0/2.2	46	2.2	7.8	10.0	4.5	2.2	1.8	0.2	2.7	3.0	-6.3	23.0
13	EIVAZI Reza	4.0	1	1.0																		0.0	
14	KAMALI Mojtaba	4.5	6	28.9	3.8/13.2	29	3.2/11.2	28	0.7/2.0	33	1.5/3.0	50	1.5	4.7	6.2	4.2	1.8	1.0	0.2	2.8	4.0	-7.2	9.8
15	BAGZADEHFARD Iman (C)	4.0	6	13.1	1.0/2.8	35	1.0/2.7	38	0.0/0.2	0	0.5/0.7	75	0.5	3.0	3.5	2.3	0.8	0.3		1.5	0.8	0.0	2.5
Team / Coach													0.7	1.5	2.2		0.5						
Totals					25.0/61.0	41	23.7/56.8	42	1.3/4.2	32	4.5/10.3	44	10.0	25.2	35.2	20.2	10.3	6.7	0.7	16.2	14.8	-6.2	55.8
Opponents					25.7/58.8	44	24.2/52.0	46	1.5/6.8	22	9.2/15.2	60	10.2	28.2	38.3	24.0	11.3	5.7	0.7	14.7	16.3	6.2	62.0

Team Averages

	IRI	Opponents
Points from Turnovers	10.7	12.8
Points in the Paint	28.7	29.3
Second Chance Points	9.7	9.2
Fast Break Points	3.3	8.2
Bench Points	11.2	22.5



Cumulative Statistics

チームの累積統計

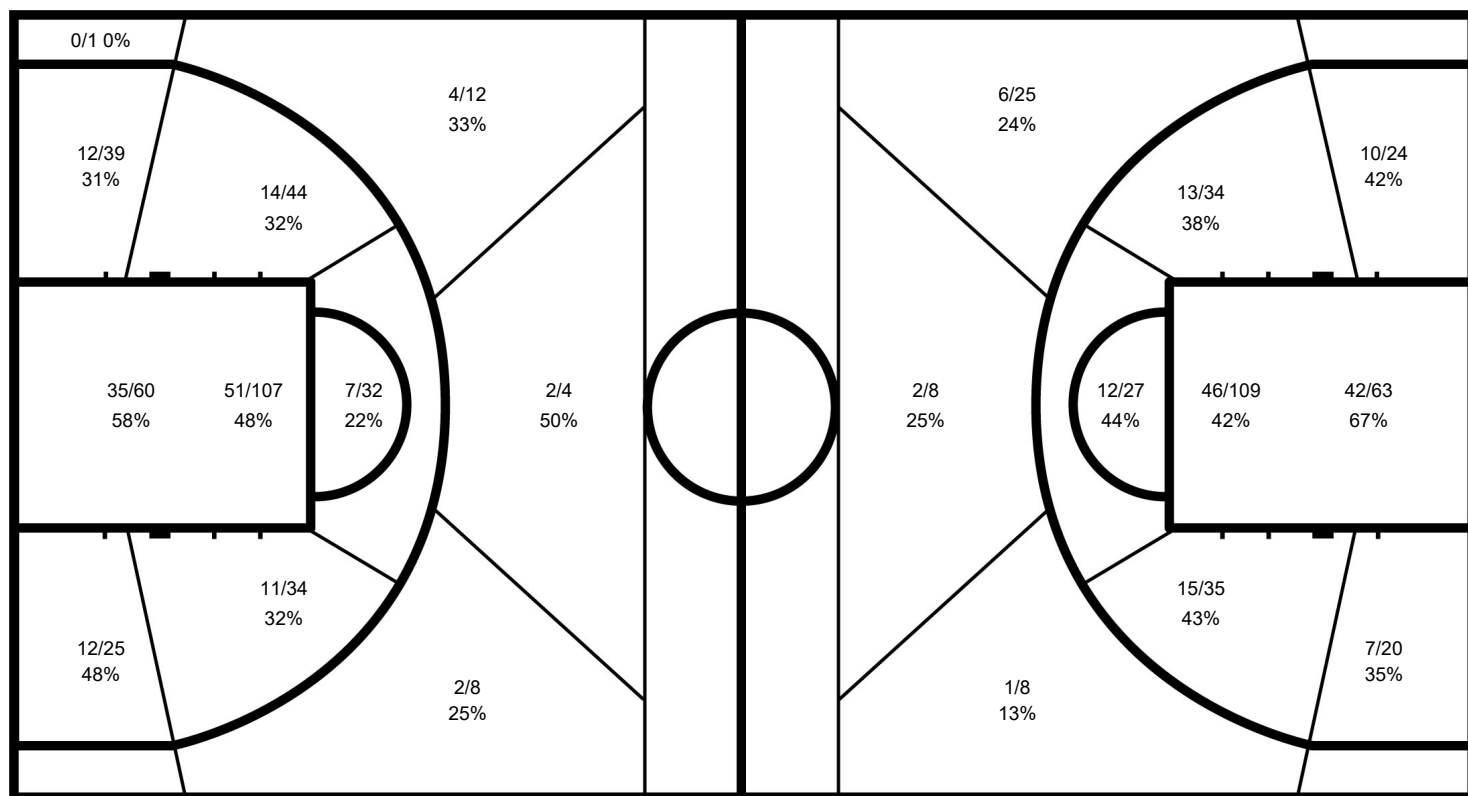
IRI - Islamic Rep. of Iran

After 6 games

Phase	IRI Played	Score		Field Goals		2 Points		3 Points		Free Throws		Rebounds			AS	TO	ST	BS	PF	FD
				M / A	%	M / A	%	M / A	%	M / A	%	OR	DR	TOT						
Preliminary Round Group B	AUS	39-81	For	16/57	28	16/55	29	0/2	0	7/17	41	9	16	25	15	14	7	1	17	20
			Agn.	34/68	50	30/61	49	4/7	57	9/15	60	18	35	53	26	11	6			19
Preliminary Round Group B	USA	41-65	For	18/46	39	16/40	40	2/6	33	3/11	27	3	31	34	13	20	4		11	15
			Agn.	30/68	44	29/61	48	1/7	14	4/6	67	8	28	36	31	6	11			15
Preliminary Round Group B	ALG	81-47	For	38/76	50	37/74	50	1/2	50	4/12	33	20	25	45	26	3	10	1	19	16
			Agn.	18/44	41	17/40	43	1/4	25	10/18	56	6	22	28	18	21	3			16
Preliminary Round Group B	GBR	57-69	For	25/67	37	23/59	39	2/8	25	5/7	71	14	19	33	20	6	7		18	14
			Agn.	30/57	53	29/50	58	1/7	14	8/18	44	12	28	40	28	12	6	1	14	18
Preliminary Round Group B	GER	53-56	For	25/64	39	23/60	38	2/4	50	1/2	50	7	31	38	22	4	2		15	8
			Agn.	22/59	37	20/47	43	2/12	17	10/17	59	9	32	41	21	4	3	1	8	15
Classification Playoff 9/10	KOR	64-54	For	28/56	50	27/53	51	1/3	33	7/13	54	7	29	36	25	15	10	2	17	16
			Agn.	20/57	35	20/53	38	0/4	0	14/17	82	8	24	32	20	14	5	2	16	17

IRI - Islamic Rep. of Iran

Opponents



IRI

	M / A	%
Field Goals	150 / 366	41
2 Points	142 / 341	42
3 Points	8 / 25	32
Free Throws	27 / 62	44

Opponents

%	M / A	
44	154 / 353	Field Goals
46	145 / 312	2 Points
22	9 / 41	3 Points
60	55 / 91	Free Throws



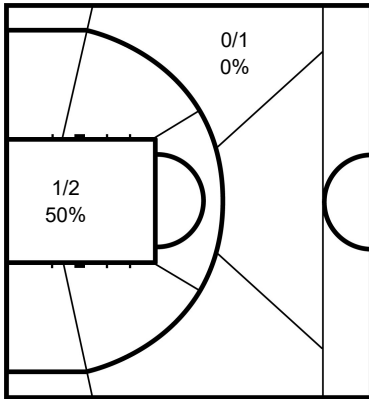
Cumulative Statistics

チームの累積統計

IRI - Islamic Rep. of Iran

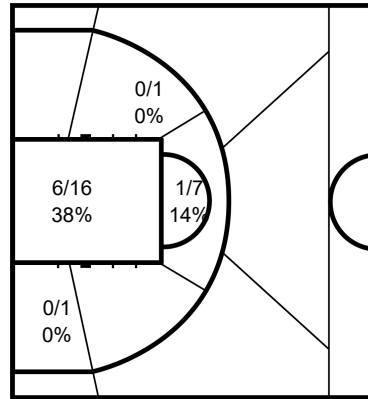
After 6 games

4 AYASHI Faleh



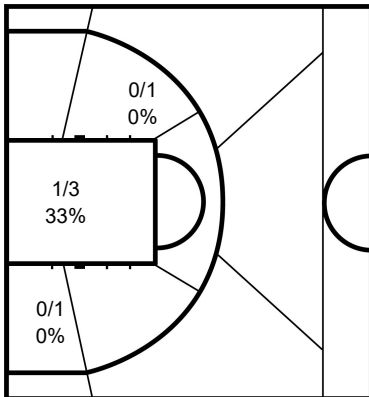
	M / A	%
Field Goals	1 / 3	33
2 Points	1 / 2	50
3 Points	0 / 1	0
Free Throws		

5 ABDI Hassan



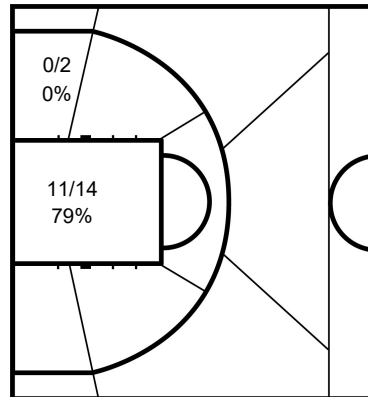
	M / A	%
Field Goals	7 / 24	29
2 Points	7 / 24	29
3 Points		
Free Throws		

6 AHMADI Amirreza



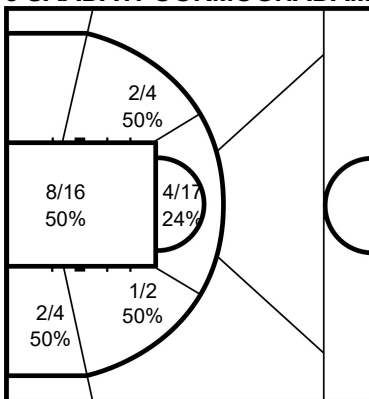
	M / A	%
Field Goals	1 / 5	20
2 Points	1 / 5	20
3 Points		
Free Throws		

7 TOLOUEI TAMARDASH Mohsen



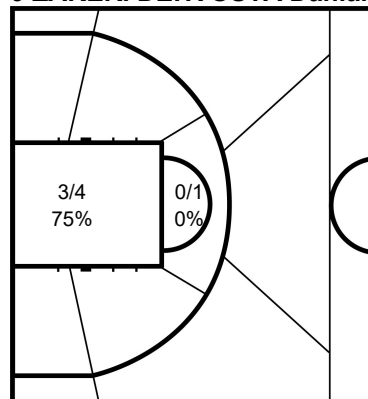
	M / A	%
Field Goals	11 / 16	69
2 Points	11 / 16	69
3 Points		
Free Throws	4 / 8	50

8 SAADATPOORMOGHADAM Vahid



	M / A	%
Field Goals	15 / 40	38
2 Points	15 / 40	38
3 Points		
Free Throws	2 / 8	25

9 ZAKERI DEHVOSTA Danial



	M / A	%
Field Goals	3 / 5	60
2 Points	3 / 5	60
3 Points		
Free Throws	0 / 2	0



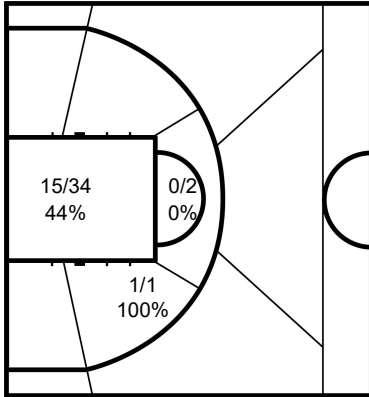
Cumulative Statistics

チームの累積統計

IRI - Islamic Rep. of Iran

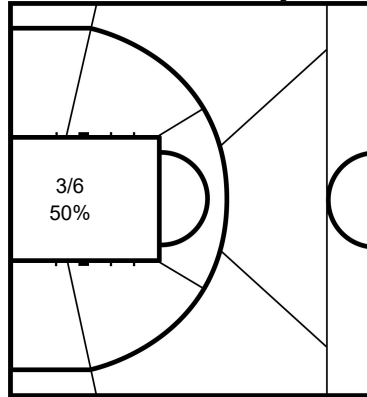
After 6 games

10 MOHAMMAD NEZHAD Mohammad



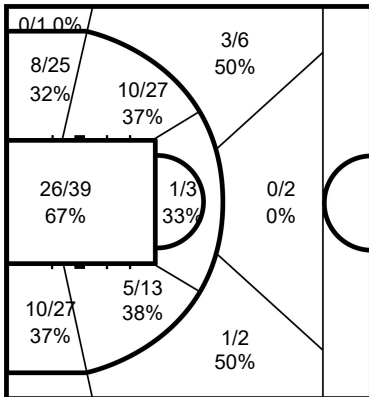
	M / A	%
Field Goals	16 / 37	43
2 Points	16 / 37	43
3 Points		
Free Throws	2 / 5	40

11 GHARANJIK Abdoljalil



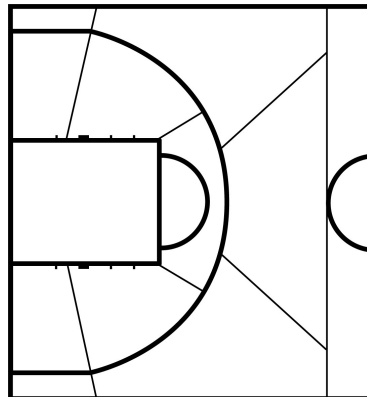
	M / A	%
Field Goals	3 / 6	50
2 Points	3 / 6	50
3 Points		
Free Throws	1 / 4	25

12 SAYARI Mohammadhassan



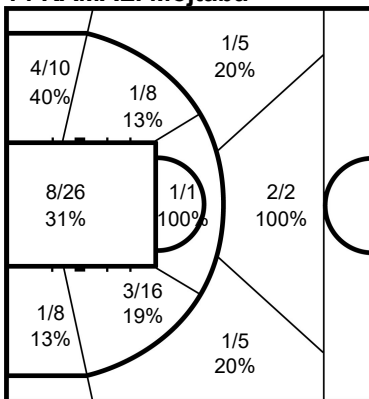
	M / A	%
Field Goals	64 / 134	48
2 Points	60 / 123	49
3 Points	4 / 11	36
Free Throws	6 / 13	46

13 EIVAZI Reza



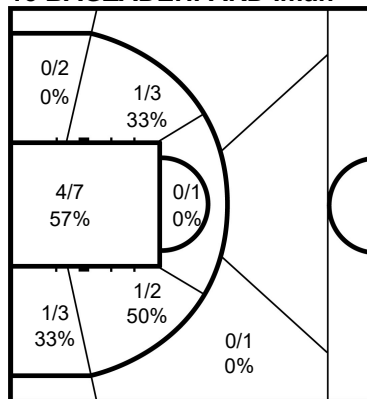
	M / A	%
Field Goals		
2 Points		
3 Points		
Free Throws		

14 KAMALI Mojtaba



	M / A	%
Field Goals	23 / 79	29
2 Points	19 / 67	28
3 Points	4 / 12	33
Free Throws	9 / 18	50

15 BAGZADEHFARD Iman



	M / A	%
Field Goals	6 / 17	35
2 Points	6 / 16	38
3 Points	0 / 1	0
Free Throws	3 / 4	75

Legend:							
%	Shooting Percentage	(C)	Captain	+/-	Plus-Minus	Agn.	Against
BS	Blocked Shots	DR	Defensive Rebounds	FD	Fouls Drawn	GP	Games Played
MPG	Minutes Played per Game	No.	Uniform Number	OR	Offensive Rebounds	PF	Fouls
PTS	Points	ST	Steals	TO	Turnovers	TOT	Total Rebounds
						AS	Assists
						M / A	Made / Attempts
						PPG	Points per Game
						TP	Time Played



Cumulative Statistics

チームの累積統計

KOR - Republic of Korea

After 6 games

Player Totals

No.	Name	Sport Class	GP	TP	Field Goals		2 Points		3 Points		Free Throws		Rebounds			AS	TO	ST	BS	PF	FD	+/-	PTS
					M / A	%	M / A	%	M / A	%	M / A	%	OR	DR	TOT								
4	KIM Ho Yong	3.0	6	1:53:27	12/29	41	12/28	43	0/1	0	2/2	100	1	17	18	9	6	4		14	5	-35	26
6	HWANG Woosung	2.0	4	35:23	2/8	25	2/8	25					1	3	4	5	2	2		2	2	8	4
7	KIM Taeok	2.5	6	24:45	3/3	100	3/3	100					3	3	6		2	2		5	2	-14	6
10	OH Dong Suk	2.0	6	2:16:16	10/33	30	7/18	39	3/15	20	5/6	83	3	14	17	22	10	4		14	8	-6	28
11	KWAK Jun Seong	1.0	6	2:41:02	9/22	41	9/22	41			2/9	22	6	7	13	3	9	1		7	9	-42	20
12	YANG Dong Gil	4.0	5	34:44	4/5	80	4/5	80			1/2	50	2	10	12	4	3	3		2	4	-2	9
16	LEE Younjoo	3.5	4	46:25	4/13	31	4/13	31			2/6	33	2	13	15	5	2	3		6	4	2	10
23	CHO Seung Hyun (C)	4.0	5	2:49:55	36/100	36	28/73	38	8/27	30	13/17	76	10	19	29	33	16	6	2	20	17	-24	93
24	LEE Chi Won	2.5	4	27:43	6/11	55	6/11	55			2/4	50	3		3	2		1		3	4	20	14
39	KIM Sangyeol	4.0	6	1:36:28	14/39	36	14/39	36			6/10	60	9	20	29	12	3	2	1	10	9	-42	34
40	GIM Dong Hyeon	4.0	6	3:39:12	40/92	43	37/83	45	3/9	33	8/10	80	14	45	59	26	19	7	2	18	17	-24	91
44	LEE Byoung Jai	1.0	6	2:14:40	9/23	39	9/23	39			6/9	67	3	2	5	5	5	1		12	6	-26	24
Team / Coach																							
Totals					149/378	39	135/326	41	14/52	27	47/75	63	64	162	226	126	82	36	5	113	87	-37	359
Opponents					171/363	47	161/323	50	10/40	25	44/79	56	41	170	211	144	78	43	7	90	111	37	396

Team Totals

	KOR	Opponents
Points from Turnovers	89	87
Points in the Paint	192 (96/197) 49%	200 (100/186) 54%
Second Chance Points	58	31
Fast Break Points	28	38
Bench Points	96	63

Player Averages

No.	Name	Sport Class	GP	MPG	Field Goals		2 Points		3 Points		Free Throws		Rebounds			AS	TO	ST	BS	PF	FD	+/-	PPG	
					M / A	%	M / A	%	M / A	%	M / A	%	OR	DR	TOT									
4	KIM Ho Yong	3.0	6	18.9	2.0/4.8	41	2.0/4.7	43	0.0/0.2	0	0.3/0.3	100	0.2	2.8	3.0	1.5	1.0	0.7		2.3	0.8	-5.8	4.3	
6	HWANG Woosung	2.0	4	8.8	0.5/2.0	25	0.5/2.0	25					0.3	0.8	1.0	1.3	0.5	0.5		0.5	0.5	2.0	1.0	
7	KIM Taeok	2.5	6	4.1	0.5/0.5	100	0.5/0.5	100					0.5	0.5	1.0			0.3	0.3		0.8	0.3	-2.3	1.0
10	OH Dong Suk	2.0	6	22.7	1.7/5.5	30	1.2/3.0	39	0.5/2.5	20	0.8/1.0	83	0.5	2.3	2.8	3.7	1.7	0.7		2.3	1.3	-1.0	4.7	
11	KWAK Jun Seong	1.0	6	26.8	1.5/3.7	41	1.5/3.7	41			0.3/1.5	22	1.0	1.2	2.2	0.5	1.5	0.2		1.2	1.5	-7.0	3.3	
12	YANG Dong Gil	4.0	5	6.9	0.8/1.0	80	0.8/1.0	80			0.2/0.4	50	0.4	2.0	2.4	0.8	0.6	0.6		0.4	0.8	-0.4	1.8	
16	LEE Younjoo	3.5	4	11.6	1.0/3.3	31	1.0/3.3	31			0.5/1.5	33	0.5	3.3	3.8	1.3	0.5	0.8		1.5	1.0	0.5	2.5	
23	CHO Seung Hyun (C)	4.0	5	34.0	7.2/20.0	36	5.6/14.6	38	1.6/5.4	30	2.6/3.4	76	2.0	3.8	5.8	6.6	3.2	1.2	0.4	4.0	3.4	-4.8	18.6	
24	LEE Chi Won	2.5	4	6.9	1.5/2.8	55	1.5/2.8	55			0.5/1.0	50	0.8		0.8	0.5		0.3		0.8	1.0	5.0	3.5	
39	KIM Sangyeol	4.0	6	16.1	2.3/6.5	36	2.3/6.5	36			1.0/1.7	60	1.5	3.3	4.8	2.0	0.5	0.3	0.2	1.7	1.5	-7.0	5.7	
40	GIM Dong Hyeon	4.0	6	36.5	6.7/15.3	43	6.2/13.8	45	0.5/1.5	33	1.3/1.7	80	2.3	7.5	9.8	4.3	3.2	1.2	0.3	3.0	2.8	-4.0	15.2	
44	LEE Byoung Jai	1.0	6	22.4	1.5/3.8	39	1.5/3.8	39			1.0/1.5	67	0.5	0.3	0.8	0.8	0.8	0.2		2.0	1.0	-4.3	4.0	
Team / Coach																								
Totals					24.8/63.0	39	22.5/54.3	41	2.3/8.7	27	7.8/12.5	63	10.7	27.0	37.7	21.0	13.7	6.0	0.8	18.8	14.5	-6.2	59.8	
Opponents					28.5/60.5	47	26.8/53.8	50	1.7/6.7	25	7.3/13.2	56	6.8	28.3	35.2	24.0	13.0	7.2	1.2	15.0	18.5	6.2	66.0	

Team Averages

	KOR	Opponents
Points from Turnovers	14.8	14.5
Points in the Paint	32.0	33.3
Second Chance Points	9.7	5.2
Fast Break Points	4.7	6.3
Bench Points	16.0	10.5



Cumulative Statistics

チームの累積統計

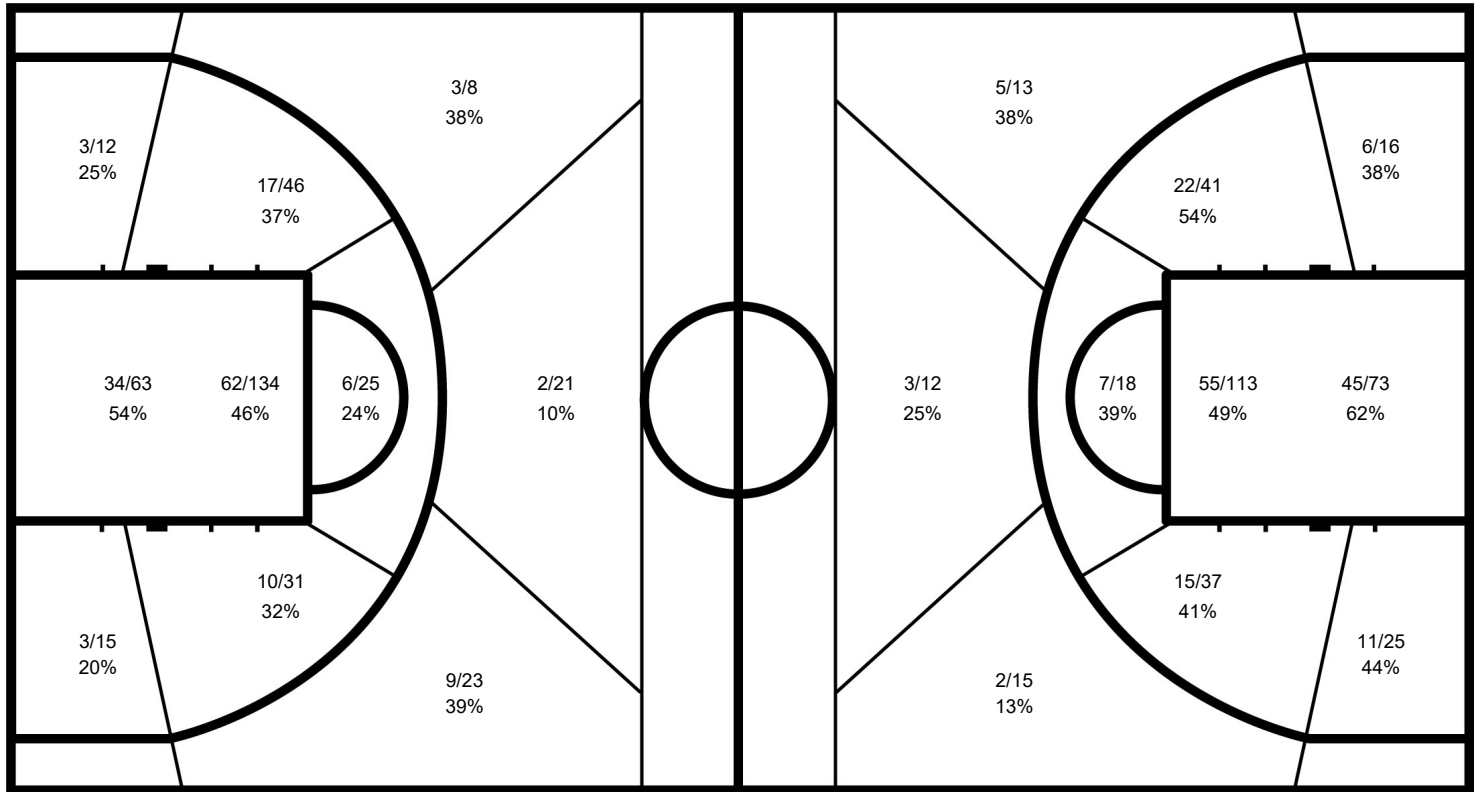
KOR - Republic of Korea

After 6 games

Phase	KOR Played	Score		Field Goals		2 Points		3 Points		Free Throws		Rebounds			AS	TO	ST	BS	PF	FD
				M / A	%	M / A	%	M / A	%	M / A	%	OR	DR	TOT						
Preliminary Round Group A	ESP	53-65	For	20/64	31	17/51	33	3/13	23	10/22	45	11	30	41	18	16	7		25	17
			Agn.	25/62	40	24/56	43	1/6	17	14/24	58	9	37	46	20	15	8		18	24
Preliminary Round Group A	TUR	70-80	For	30/75	40	25/60	42	5/15	33	5/8	63	15	27	42	21	10	3	1	22	9
			Agn.	35/63	56	35/58	60	0/5	0	10/20	50	4	30	34	31	9	5	1	10	23
Preliminary Round Group A	JPN	52-59	For	23/61	38	20/52	38	3/9	33	3/4	75	9	26	35	20	15	10	1	15	9
			Agn.	28/59	47	27/51	53	1/8	13	2/4	50	6	27	33	24	13	7	1	10	15
Preliminary Round Group A	COL	66-54	For	27/58	47	26/56	46	1/2	50	11/18	61	9	32	41	25	17	8		19	23
			Agn.	24/63	38	22/56	39	2/7	29	4/10	40	9	25	34	21	17	8	2	23	18
Preliminary Round Group A	CAN	64-74	For	29/63	46	27/54	50	2/9	22	4/6	67	12	23	35	22	10	3	1	16	12
			Agn.	31/60	52	26/49	53	5/11	45	7/8	88	6	22	28	23	9	5	1	12	15
Classification Playoff 9/10	IRI	54-64	For	20/57	35	20/53	38	0/4	0	14/17	82	8	24	32	20	14	5	2	16	17
			Agn.	28/56	50	27/53	51	1/3	33	7/13	54	7	29	36	25	15	10	2	17	16

KOR - Republic of Korea

Opponents



KOR

	M / A	%
Field Goals	149 / 378	39
2 Points	135 / 326	41
3 Points	14 / 52	27
Free Throws	47 / 75	63

Opponents

%	M / A	
47	171 / 363	Field Goals
50	161 / 323	2 Points
25	10 / 40	3 Points
56	44 / 79	Free Throws



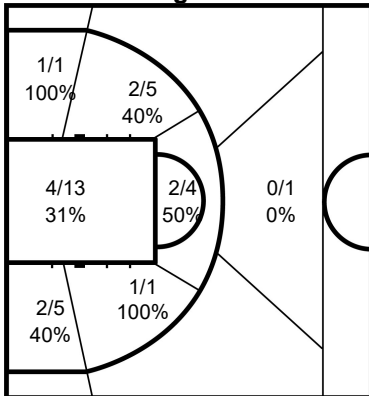
Cumulative Statistics

チームの累積統計

KOR - Republic of Korea

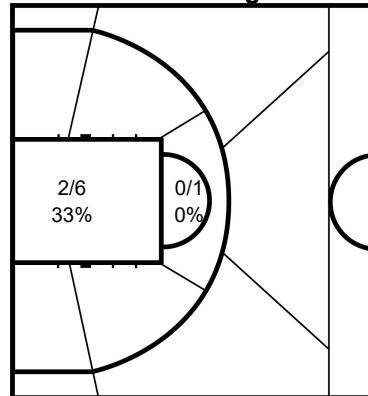
After 6 games

4 KIM Ho Yong



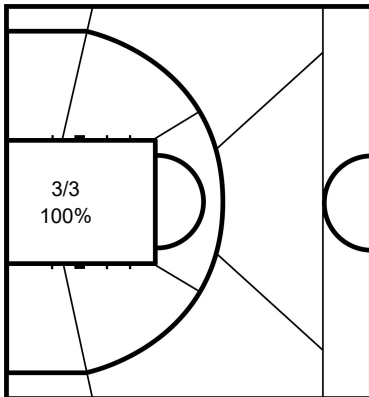
	M / A	%
Field Goals	12 / 29	41
2 Points	12 / 28	43
3 Points	0 / 1	0
Free Throws	2 / 2	100

6 HWANG Woosung



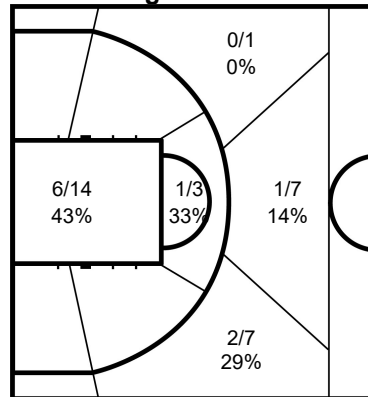
	M / A	%
Field Goals	2 / 8	25
2 Points	2 / 8	25
3 Points		
Free Throws		

7 KIM Taeok



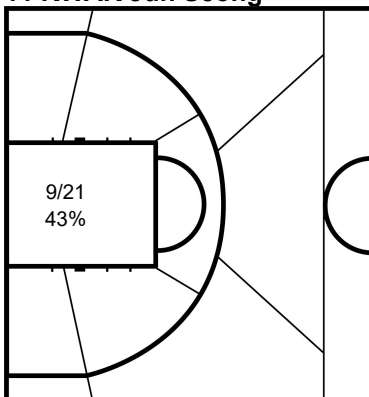
	M / A	%
Field Goals	3 / 3	100
2 Points	3 / 3	100
3 Points		
Free Throws		

10 OH Dong Suk



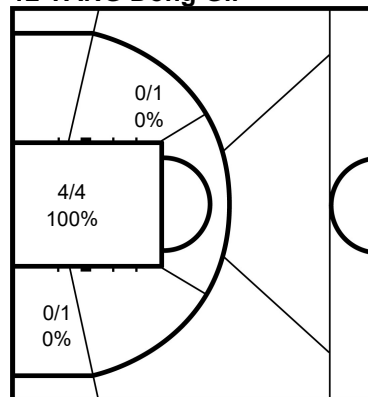
	M / A	%
Field Goals	10 / 33	30
2 Points	7 / 18	39
3 Points	3 / 15	20
Free Throws	5 / 6	83

11 KWAK Jun Seong



	M / A	%
Field Goals	9 / 22	41
2 Points	9 / 22	41
3 Points		
Free Throws	2 / 9	22

12 YANG Dong Gil



	M / A	%
Field Goals	4 / 5	80
2 Points	4 / 5	80
3 Points		
Free Throws	1 / 2	50



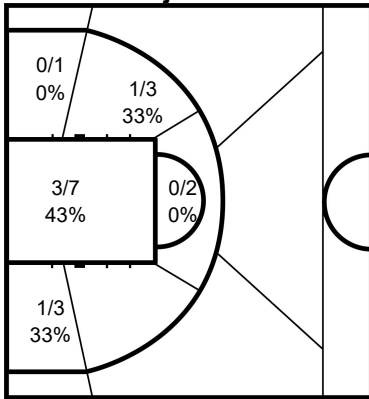
Cumulative Statistics

チームの累積統計

KOR - Republic of Korea

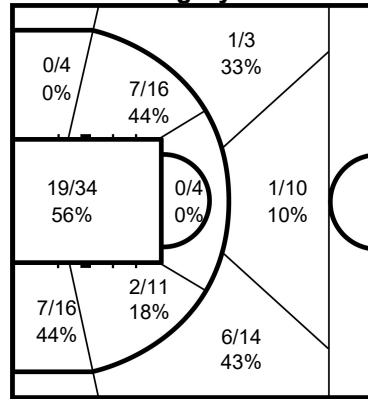
After 6 games

16 LEE Younjo



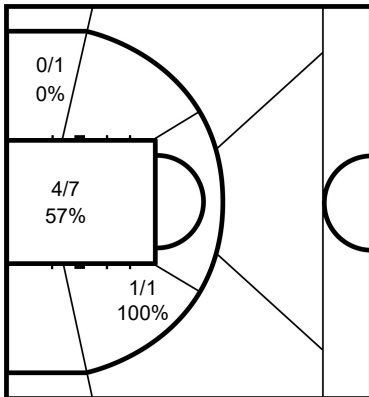
	M / A	%
Field Goals	4 / 13	31
2 Points	4 / 13	31
3 Points		
Free Throws	2 / 6	33

23 CHO Seung Hyun



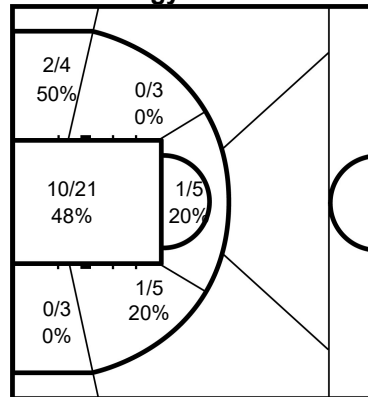
	M / A	%
Field Goals	36 / 100	36
2 Points	28 / 73	38
3 Points	8 / 27	30
Free Throws	13 / 17	76

24 LEE Chi Won



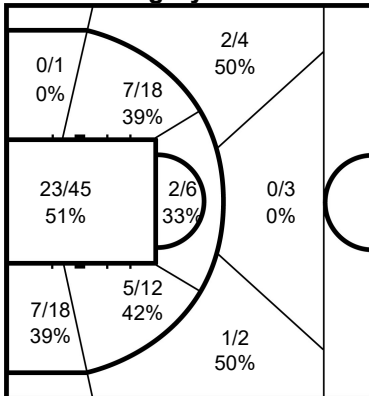
	M / A	%
Field Goals	6 / 11	55
2 Points	6 / 11	55
3 Points		
Free Throws	2 / 4	50

39 KIM Sangyeol



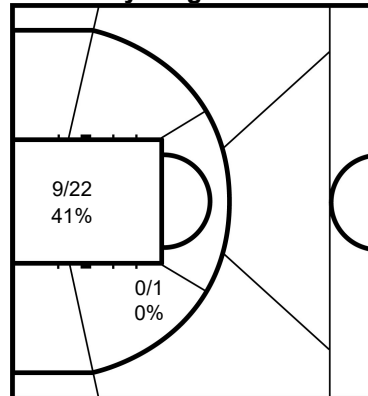
	M / A	%
Field Goals	14 / 39	36
2 Points	14 / 39	36
3 Points		
Free Throws	6 / 10	60

40 GIM Dong Hyeon



	M / A	%
Field Goals	40 / 92	43
2 Points	37 / 83	45
3 Points	3 / 9	33
Free Throws	8 / 10	80

44 LEE Byoung Jai



	M / A	%
Field Goals	9 / 23	39
2 Points	9 / 23	39
3 Points		
Free Throws	6 / 9	67

Legend:									
%	Shooting Percentage	(C)	Captain	+/-	Plus-Minus	Agn.	Against	AS	Assists
BS	Blocked Shots	DR	Defensive Rebounds	FD	Fouls Drawn	GP	Games Played	M / A	Made / Attempts
MPG	Minutes Played per Game	No.	Uniform Number	OR	Offensive Rebounds	PF	Fouls	PPG	Points per Game
PTS	Points	ST	Steals	TO	Turnovers	TOT	Total Rebounds	TP	Time Played



Cumulative Statistics

チームの累積統計

COL - Colombia

After 6 games

Player Totals

No.	Name	Sport Class	GP	TP	Field Goals		2 Points			3 Points		Free Throws		Rebounds			AS	TO	ST	BS	PF	FD	+/-	PTS
					M / A	%	M / A	%	M / A	%	M / A	%	OR	DR	TOT									
3	VEGA Raul	1.0	6	3:31:31	1/8	13	1/7	14	0/1	0			4	9	13	3	8	3		17	2	-7	2	
4	GARCES Hector	3.5	6	47:55	5/12	42	5/12	42			0/1	0		9	9		2	2	1	2	3	-10	10	
5	ALZATE Guillermo	1.5	5	1:20:42	5/13	38	5/13	38			0/1	0		2	2	3	1	1	1	9	2	-2	10	
9	FLOREZ Andres	1.0	3	21:00	1/2	50	1/2	50					2	2	4		2			1	1	2	2	
10	LEEP Jose	3.0	6	2:50:21	14/35	40	8/15	53	6/20	30	7/11	64	5	15	20	30	11	4		9	19	-58	41	
14	DIAZ Daniel (C)	4.5	6	2:48:00	32/69	46	30/58	52	2/11	18	10/20	50	5	42	47	18	18	12		20	23	-46	76	
18	ESCOBAR Juan	3.5	1	3:29	0/1	0	0/1	0									1						-15	
19	HERNANDEZ Jhon	3.5	6	3:26:11	43/104	41	39/89	44	4/15	27	12/19	63	7	40	47	35	13	5	1	15	27	-40	102	
20	SANZ Nelson	4.5	6	1:00:22	13/30	43	13/30	43			3/7	43	3	15	18	4	8	2		14	7	-22	29	
23	VARGAS Jhoan	2.0	6	2:46:47	19/62	31	19/62	31			1/2	50	7	8	15	16	7	3	2	10	8	-56	39	
30	PEREZ Rodrigo	4.0	4	24:58	1/7	14	1/6	17	0/1	0	1/2	50		6	6	3	2	1		2	2	-7	3	
33	GRANADOS Joymar	2.5	5	38:44	6/14	43	6/14	43					2	4	6	5	2	1		5	1	-3	12	
Team / Coach																								
Totals					140/357	39	128/309	41	12/48	25	34/63	54	40	167	207	117	84	34	6	104	95	-67	326	
Opponents					168/381	44	159/340	47	9/41	22	48/81	59	56	188	244	139	67	32	6	98	105	67	393	

Team Totals

	COL	Opponents
Points from Turnovers	53	75
Points in the Paint	178 (89/191) 47%	208 (104/198) 53%
Second Chance Points	23	50
Fast Break Points	39	49
Bench Points	77	129

Player Averages

No.	Name	Sport Class	GP	MPG	Field Goals		2 Points			3 Points		Free Throws		Rebounds			AS	TO	ST	BS	PF	FD	+/-	PPG
					M / A	%	M / A	%	M / A	%	M / A	%	OR	DR	TOT									
3	VEGA Raul	1.0	6	35.3	0.2/1.3	13	0.2/1.2	14	0.0/0.2	0			0.7	1.5	2.2	0.5	1.3	0.5		2.8	0.3	-13.0	0.3	
4	GARCES Hector	3.5	6	8.0	0.8/2.0	42	0.8/2.0	42			0.0/0.2	0		1.5	1.5		0.3	0.3	0.2	0.3	0.5	-1.7	1.7	
5	ALZATE Guillermo	1.5	5	16.1	1.0/2.6	38	1.0/2.6	38			0.0/0.2	0		0.4	0.4	0.6	0.2	0.2	0.2	1.8	0.4	-0.4	2.0	
9	FLOREZ Andres	1.0	3	7.0	0.3/0.7	50	0.3/0.7	50					0.7	0.7	1.3		0.7			0.3	0.3	0.7	0.7	
10	LEEP Jose	3.0	6	28.4	2.3/5.8	40	1.3/2.5	53	1.0/3.3	30	1.2/1.8	64	0.8	2.5	3.3	5.0	1.8	0.7		1.5	3.2	-9.7	6.8	
14	DIAZ Daniel (C)	4.5	6	28.0	5.3/11.5	46	5.0/9.7	52	0.3/1.8	18	1.7/3.3	50	0.8	7.0	7.8	3.0	3.0	2.0		3.3	3.8	-7.7	12.7	
18	ESCOBAR Juan	3.5	1	3.5	0.0/1.0	0	0.0/1.0	0									1.0						-15.0	
19	HERNANDEZ Jhon	3.5	6	34.4	7.2/17.3	41	6.5/14.8	44	0.7/2.5	27	2.0/3.2	63	1.2	6.7	7.8	5.8	2.2	0.8	0.2	2.5	4.5	-6.7	17.0	
20	SANZ Nelson	4.5	6	10.1	2.2/5.0	43	2.2/5.0	43			0.5/1.2	43	0.5	2.5	3.0	0.7	1.3	0.3		2.3	1.2	-3.7	4.8	
23	VARGAS Jhoan	2.0	6	27.8	3.2/10.3	31	3.2/10.3	31			0.2/0.3	50	1.2	1.3	2.5	2.7	1.2	0.5	0.3	1.7	1.3	-9.3	6.5	
30	PEREZ Rodrigo	4.0	4	6.2	0.3/1.8	14	0.3/1.5	17	0.0/0.3	0	0.3/0.5	50		1.5	1.5	0.8	0.5	0.3		0.5	0.5	-1.8	0.8	
33	GRANADOS Joymar	2.5	5	7.7	1.2/2.8	43	1.2/2.8	43					0.4	0.8	1.2	1.0	0.4	0.2		1.0	0.2	-0.6	2.4	
Team / Coach																								
Totals					23.3/59.5	39	21.3/51.5	41	2.0/8.0	25	5.7/10.5	54	6.7	27.8	34.5	19.5	14.0	5.7	1.0	17.3	15.8	-11.2	54.3	
Opponents					28.0/63.5	44	26.5/56.7	47	1.5/6.8	22	8.0/13.5	59	9.3	31.3	40.7	23.2	11.2	5.3	1.0	16.3	17.5	11.2	65.5	

Team Averages

	COL	Opponents
Points from Turnovers	8.8	12.5
Points in the Paint	29.7	34.7
Second Chance Points	3.8	8.3
Fast Break Points	6.5	8.2
Bench Points	12.8	21.5



Cumulative Statistics

チームの累積統計

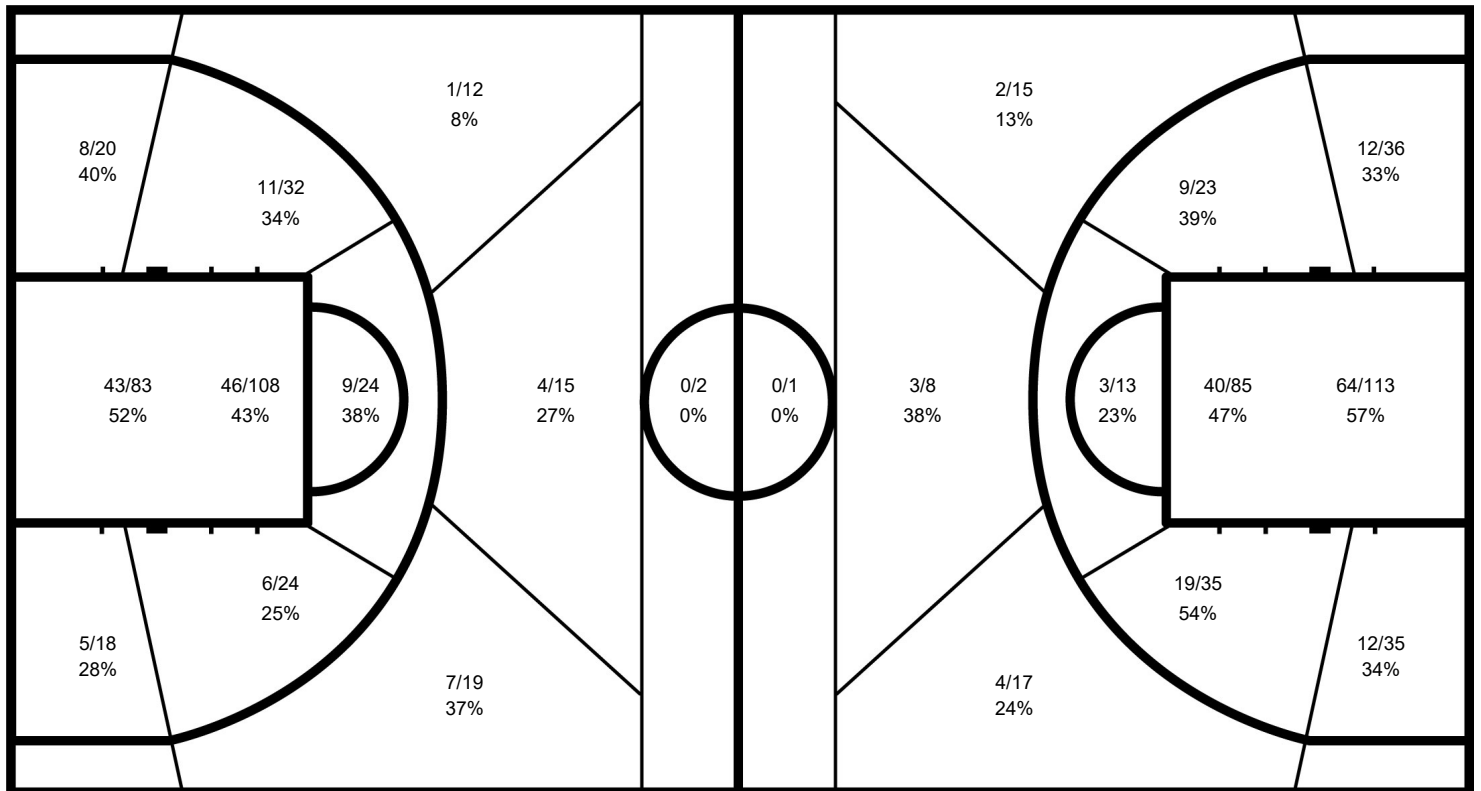
COL - Colombia

After 6 games

Phase	COL Played	Score		Field Goals		2 Points		3 Points		Free Throws		Rebounds			AS	TO	ST	BS	PF	FD
				M / A	%	M / A	%	M / A	%	M / A	%	OR	DR	TOT						
Preliminary Round Group A	JPN	56-63	For	25/61	41	21/53	40	4/8	50	2/4	50	4	32	36	18	11	2	1	9	13
			Agn.	30/72	42	27/62	44	3/10	30			9	32	41	23	8	1		13	11
Preliminary Round Group A	ESP	56-74	For	23/59	39	19/46	41	4/13	31	6/13	46	5	22	27	18	15	8		24	17
			Agn.	31/62	50	31/54	57	0/8	0	12/24	50	12	34	46	27	14	5	3	17	24
Preliminary Round Group A	KOR	54-66	For	24/63	38	22/56	39	2/7	29	4/10	40	9	25	34	21	17	8	2	23	18
			Agn.	27/58	47	26/56	46	1/2	50	11/18	61	9	32	41	25	17	8		19	23
Preliminary Round Group A	TUR	38-80	For	17/58	29	15/50	30	2/8	25	2/4	50	6	25	31	13	16	4	1	16	10
			Agn.	36/66	55	34/63	54	2/3	67	6/12	50	7	36	43	30	9	7		11	16
Preliminary Round Group A	CAN	52-63	For	22/56	39	22/49	45	0/7	0	8/12	67	7	29	36	18	12	2	2	17	16
			Agn.	25/63	40	24/56	43	1/7	14	12/14	86	10	28	38	20	4	5	2	17	17
Classification Playoff 11/12	ALG	70-47	For	29/60	48	29/55	53	0/5	0	12/20	60	9	34	43	29	13	10		15	21
			Agn.	19/60	32	17/49	35	2/11	18	7/13	54	9	26	35	14	15	6	1	21	14

COL - Colombia

Opponents



COL

	M / A	%
Field Goals	140 / 357	39
2 Points	128 / 309	41
3 Points	12 / 48	25
Free Throws	34 / 63	54

Opponents

%	M / A	
44	168 / 381	Field Goals
47	159 / 340	2 Points
22	9 / 41	3 Points
59	48 / 81	Free Throws



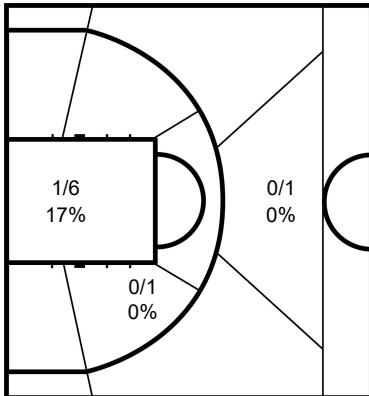
Cumulative Statistics

チームの累積統計

COL - Colombia

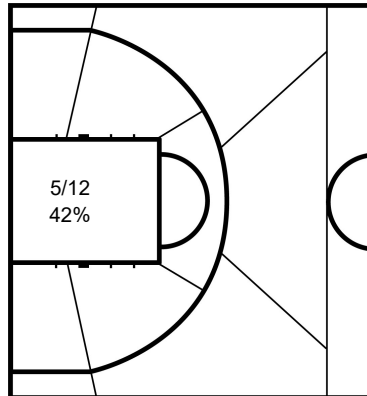
After 6 games

3 VEGA Raul



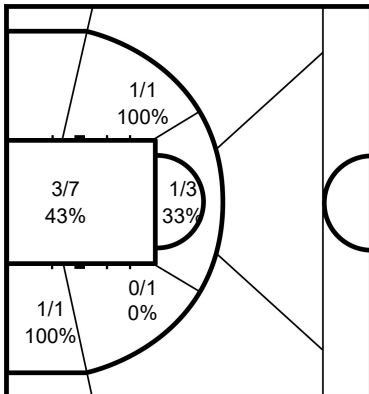
	M / A	%
Field Goals	1 / 8	13
2 Points	1 / 7	14
3 Points	0 / 1	0
Free Throws		

4 GARCES Hector



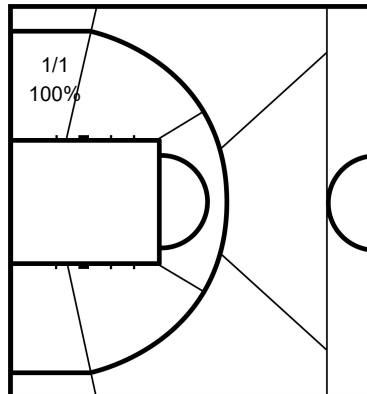
	M / A	%
Field Goals	5 / 12	42
2 Points	5 / 12	42
3 Points		
Free Throws	0 / 1	0

5 ALZATE Guillermo



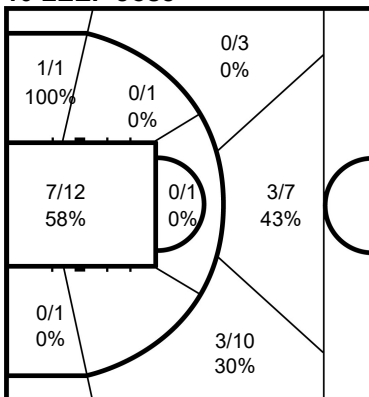
	M / A	%
Field Goals	5 / 13	38
2 Points	5 / 13	38
3 Points		
Free Throws	0 / 1	0

9 FLOREZ Andres



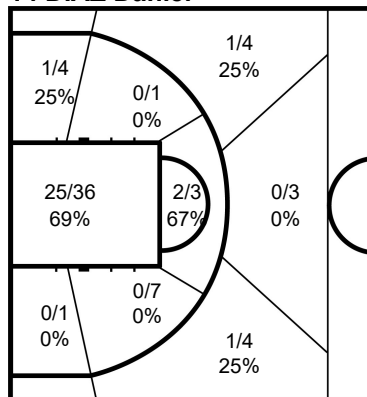
	M / A	%
Field Goals	1 / 2	50
2 Points	1 / 2	50
3 Points		
Free Throws		

10 LEEP Jose



	M / A	%
Field Goals	14 / 35	40
2 Points	8 / 15	53
3 Points	6 / 20	30
Free Throws	7 / 11	64

14 DIAZ Daniel



	M / A	%
Field Goals	32 / 69	46
2 Points	30 / 58	52
3 Points	2 / 11	18
Free Throws	10 / 20	50



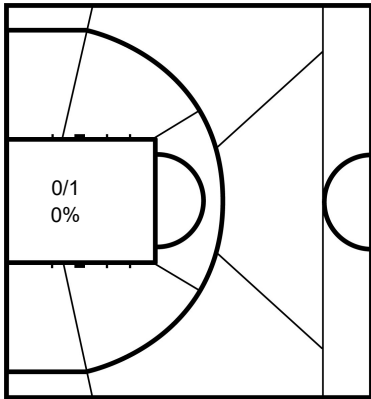
Cumulative Statistics

チームの累積統計

COL - Colombia

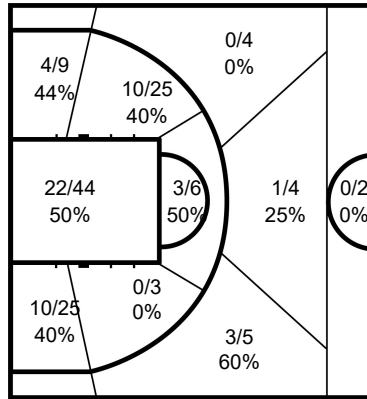
After 6 games

18 ESCOBAR Juan



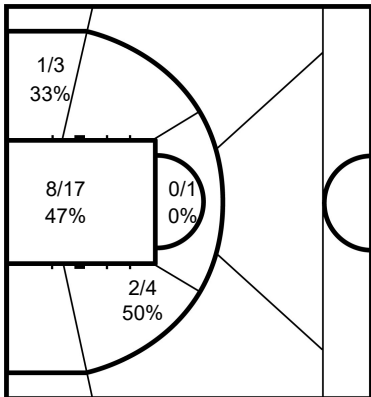
	M / A	%
Field Goals	0 / 1	0
2 Points	0 / 1	0
3 Points		
Free Throws		

19 HERNANDEZ Jhon



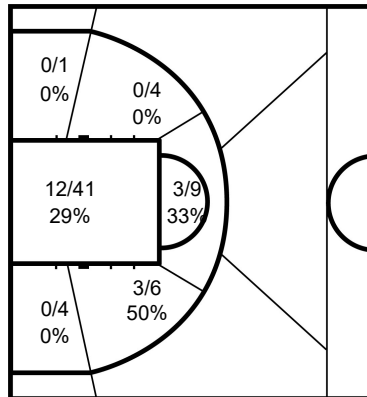
	M / A	%
Field Goals	43 / 104	41
2 Points	39 / 89	44
3 Points	4 / 15	27
Free Throws	12 / 19	63

20 SANZ Nelson



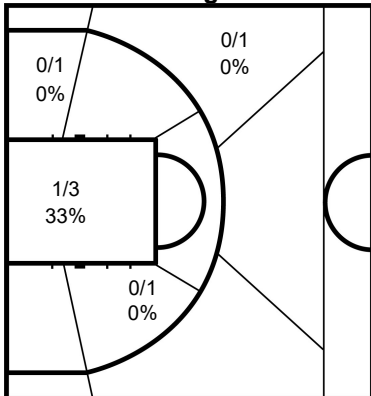
	M / A	%
Field Goals	13 / 30	43
2 Points	13 / 30	43
3 Points		
Free Throws	3 / 7	43

23 VARGAS Jhoan



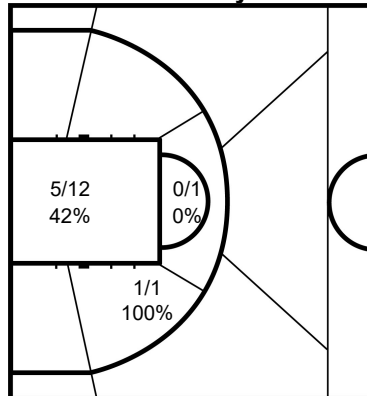
	M / A	%
Field Goals	19 / 62	31
2 Points	19 / 62	31
3 Points		
Free Throws	1 / 2	50

30 PEREZ Rodrigo



	M / A	%
Field Goals	1 / 7	14
2 Points	1 / 6	17
3 Points	0 / 1	0
Free Throws	1 / 2	50

33 GRANADOS Joymar



	M / A	%
Field Goals	6 / 14	43
2 Points	6 / 14	43
3 Points		
Free Throws		

Legend:									
%	Shooting Percentage	(C)	Captain	+/-	Plus-Minus	Agn.	Against	AS	Assists
BS	Blocked Shots	DR	Defensive Rebounds	FD	Fouls Drawn	GP	Games Played	M / A	Made / Attempts
MPG	Minutes Played per Game	No.	Uniform Number	OR	Offensive Rebounds	PF	Fouls	PPG	Points per Game
PTS	Points	ST	Steals	TO	Turnovers	TOT	Total Rebounds	TP	Time Played



Cumulative Statistics

チームの累積統計

ALG - Algeria

After 6 games

Player Totals

No.	Name	Sport Class	GP	TP	Field Goals		2 Points		3 Points		Free Throws		Rebounds			AS	TO	ST	BS	PF	FD	+/-	PTS	
					M / A	%	M / A	%	M / A	%	M / A	%	OR	DR	TOT									
4	BAGHRADJI Oussama	1.5	1	7:22																			-8	
5	BENREDOUANE Abdennour	4.0	5	54:15	2/14	14	2/12	17	0/2	0	2/2	100	1	10	11	4	7	5		11	5	-52	6	
6	BADRANE Ayoub	2.5	5	1:21:13	10/29	34	9/22	41	1/7	14	1/2	50	2	3	5	4	6		7	2	-59	22		
7	MANSOURI Rafik	2.0	6	2:14:57	12/35	34	12/34	35	0/1	0	2/2	100	4	6	10	9	8		14	4	-126	26		
8	ABASSI Mostefa	2.5	3	35:35									1	1	2		3	1			1	-43		
9	GUEDOUN Nabil (C)	4.0	6	1:57:23	21/74	28	21/64	33	0/10	0	5/13	38	11	18	29	20	19	5	1	10	24	-99	47	
10	BADACHE Hakim	4.0	3	16:10	1/7	14	1/6	17	0/1	0				4	4		2	1		3	3	-22	2	
11	LADJADJAT Samir	3.5	6	1:09:31	6/28	21	6/28	21			0/4	0	1	11	12	5	4		3	4	-74	12		
12	ABBAD Abderraouf	1.0	6	3:48:42	0/4	0	0/4	0			1/2	50	3		3	2	6	2		7	5	-199	1	
13	ZIDI Omar	4.0	6	2:18:55	18/49	37	18/49	37			5/12	42	6	41	47	15	22	3	1	14	12	-105	41	
14	MEGUEDEDEM Abdelkarim	3.0	6	3:22:50	15/30	50	15/29	52	0/1	0	5/10	50	4	16	20	5	5	5	1	17	15	-164	35	
15	AYACHE Bilel	3.5	5	1:53:07	24/65	37	18/44	41	6/21	29	3/5	60	1	21	22	14	17	2		11	6	-109	57	
Team / Coach																								
Totals					109/335	33	102/292	35	7/43	16	24/52	46	38	148	186	78	110	24	3	97	81	-212	249	
Opponents					201/403	50	191/371	51	10/32	31	49/92	53	72	198	270	173	53	54	7	82	97	212	461	

Team Totals

	ALG	Opponents
Points from Turnovers	23	134
Points in the Paint	112 (56/138) 41%	248 (124/223) 56%
Second Chance Points	21	59
Fast Break Points	22	65
Bench Points	87	194

Player Averages

No.	Name	Sport Class	GP	MPG	Field Goals		2 Points		3 Points		Free Throws		Rebounds			AS	TO	ST	BS	PF	FD	+/-	PPG
					M / A	%	M / A	%	M / A	%	M / A	%	OR	DR	TOT								
4	BAGHRADJI Oussama	1.5	1	7.4																		-8.0	
5	BENREDOUANE Abdennour	4.0	5	10.9	0.4/2.8	14	0.4/2.4	17	0.0/0.4	0	0.4/0.4	100	0.2	2.0	2.2	0.8	1.4	1.0		2.2	1.0	-10.4	1.2
6	BADRANE Ayoub	2.5	5	16.2	2.0/5.8	34	1.8/4.4	41	0.2/1.4	14	0.2/0.4	50	0.4	0.6	1.0	0.8	1.2		1.4	0.4	-11.8	4.4	
7	MANSOURI Rafik	2.0	6	22.5	2.0/5.8	34	2.0/5.7	35	0.0/0.2	0	0.3/0.3	100	0.7	1.0	1.7	1.5	1.3		2.3	0.7	-21.0	4.3	
8	ABASSI Mostefa	2.5	3	11.9									0.3	0.3	0.7		1.0	0.3			0.3	-14.3	
9	GUEDOUN Nabil (C)	4.0	6	19.6	3.5/12.3	28	3.5/10.7	33	0.0/1.7	0	0.8/2.2	38	1.8	3.0	4.8	3.3	3.2	0.8	0.2	1.7	4.0	-16.5	7.8
10	BADACHE Hakim	4.0	3	5.4	0.3/2.3	14	0.3/2.0	17	0.0/0.3	0				1.3	1.3		0.7	0.3		1.0	1.0	-7.3	0.7
11	LADJADJAT Samir	3.5	6	11.6	1.0/4.7	21	1.0/4.7	21			0.0/0.7	0	0.2	1.8	2.0	0.8	0.7		0.5	0.7	-12.3	2.0	
12	ABBAD Abderraouf	1.0	6	38.1	0.0/0.7	0	0.0/0.7	0			0.2/0.3	50	0.5		0.5	0.3	1.0	0.3		1.2	0.8	-33.2	0.2
13	ZIDI Omar	4.0	6	23.2	3.0/8.2	37	3.0/8.2	37			0.8/2.0	42	1.0	6.8	7.8	2.5	3.7	0.5	0.2	2.3	2.0	-17.5	6.8
14	MEGUEDEDEM Abdelkarim	3.0	6	33.8	2.5/5.0	50	2.5/4.8	52	0.0/0.2	0	0.8/1.7	50	0.7	2.7	3.3	0.8	0.8	0.8	0.2	2.8	2.5	-27.3	5.8
15	AYACHE Bilel	3.5	5	22.6	4.8/13.0	37	3.6/8.8	41	1.2/4.2	29	0.6/1.0	60	0.2	4.2	4.4	2.8	3.4	0.4		2.2	1.2	-21.8	11.4
Team / Coach																							
Totals					18.2/55.8	33	17.0/48.7	35	1.2/7.2	16	4.0/8.7	46	6.3	24.7	31.0	13.0	18.3	4.0	0.5	16.2	13.5	-35.3	41.5
Opponents					33.5/67.2	50	31.8/61.8	51	1.7/5.3	31	8.2/15.3	53	12.0	33.0	45.0	28.8	8.8	9.0	1.2	13.7	16.2	35.3	76.8

Team Averages

	ALG	Opponents
Points from Turnovers	3.8	22.3
Points in the Paint	18.7	41.3
Second Chance Points	3.5	9.8
Fast Break Points	3.7	10.8
Bench Points	14.5	32.3



Cumulative Statistics

チームの累積統計

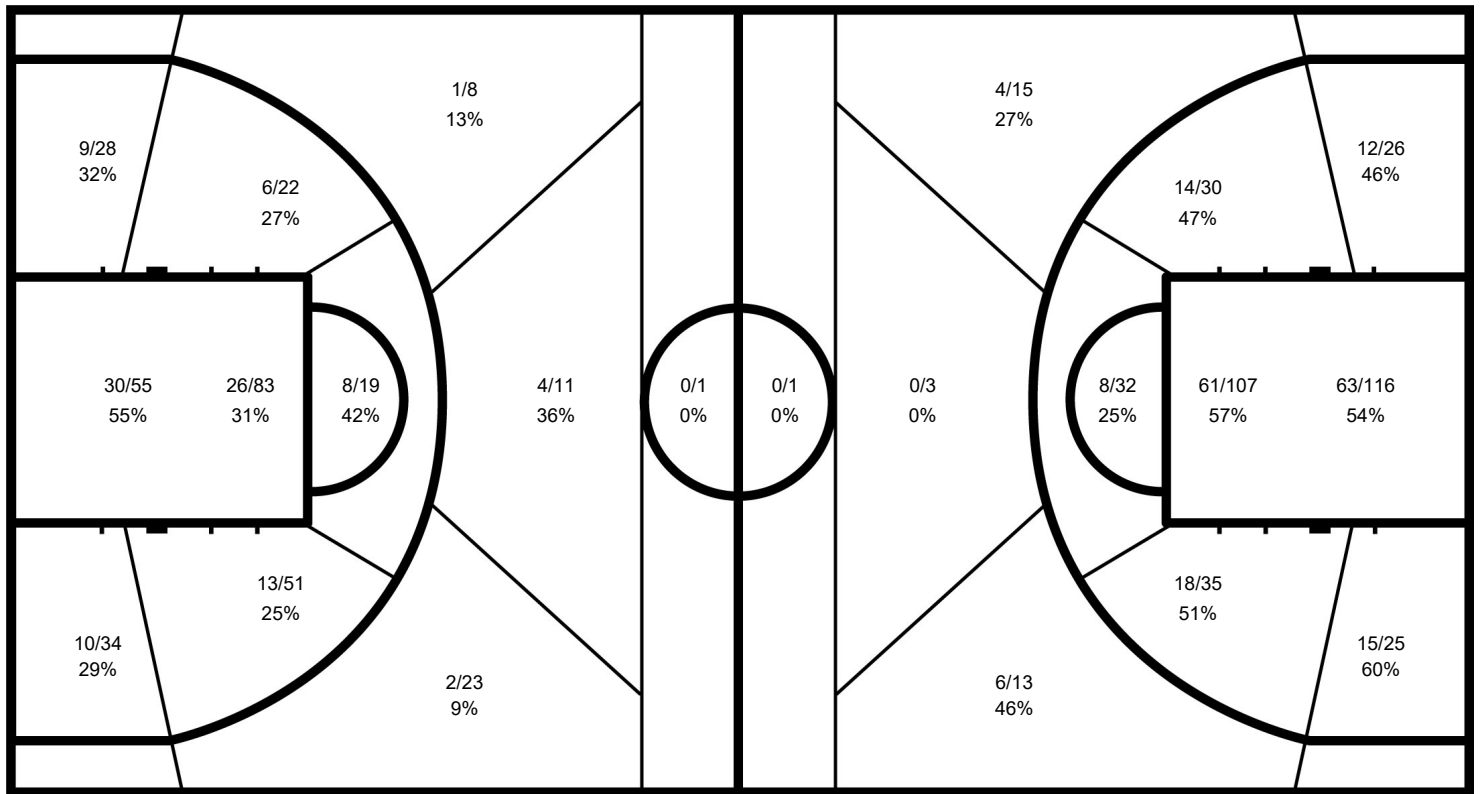
ALG - Algeria

After 6 games

Phase	ALG Played	Score		Field Goals		2 Points		3 Points		Free Throws		Rebounds			AS	TO	ST	BS	PF	FD
				M / A	%	M / A	%	M / A	%	M / A	%	OR	DR	TOT						
Preliminary Round Group B	GBR	43-70	For	20/62	32	18/55	33	2/7	29	1/7	14	12	28	40	14	21	7		17	14
			Agn.	31/69	45	30/65	46	1/4	25	7/14	50	12	32	44	24	13	7	5	14	17
Preliminary Round Group B	AUS	37-83	For	16/50	32	16/45	36	0/5	0	5/8	63	1	24	25	13	23	2	1	12	11
			Agn.	36/68	53	33/63	52	3/5	60	8/14	57	12	33	45	35	8	11		11	12
Preliminary Round Group B	IRI	47-81	For	18/44	41	17/40	43	1/4	25	10/18	56	6	22	28	18	21	3		16	19
			Agn.	38/76	50	37/74	50	1/2	50	4/12	33	20	25	45	26	3	10	1	19	16
Preliminary Round Group B	GER	50-71	For	24/63	38	23/58	40	1/5	20	1/4	25	5	30	35	10	13	3		15	15
			Agn.	28/66	42	25/56	45	3/10	30	12/20	60	9	36	45	25	7	5	1	15	15
Preliminary Round Group B	USA	25-86	For	12/56	21	11/45	24	1/11	9	0/2	0	5	18	23	9	17	3	1	16	8
			Agn.	39/64	61	37/58	64	2/6	33	6/12	50	10	38	48	34	9	11		8	16
Classification Playoff 11/12	COL	47-70	For	19/60	32	17/49	35	2/11	18	7/13	54	9	26	35	14	15	6	1	21	14
			Agn.	29/60	48	29/55	53	0/5	0	12/20	60	9	34	43	29	13	10		15	21

ALG - Algeria

Opponents



ALG

	M / A	%
Field Goals	109 / 335	33
2 Points	102 / 292	35
3 Points	7 / 43	16
Free Throws	24 / 52	46

Opponents

%	M / A	
50	201 / 403	Field Goals
51	191 / 371	2 Points
31	10 / 32	3 Points
53	49 / 92	Free Throws



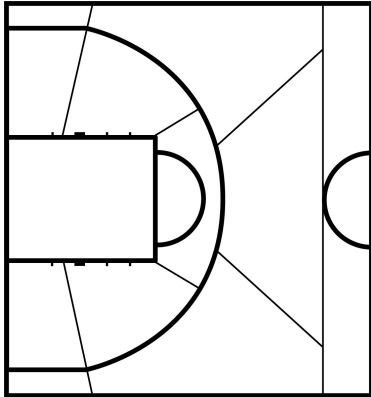
Cumulative Statistics

チームの累積統計

ALG - Algeria

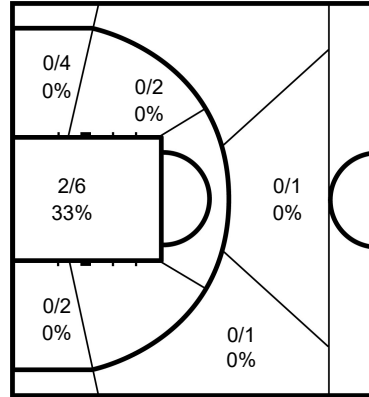
After 6 games

4 BAGHRADJI Oussama



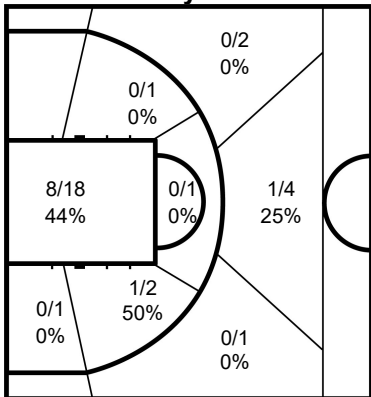
	M / A	%
Field Goals		
2 Points		
3 Points		
Free Throws		

5 BENREDOUANE Abdennour



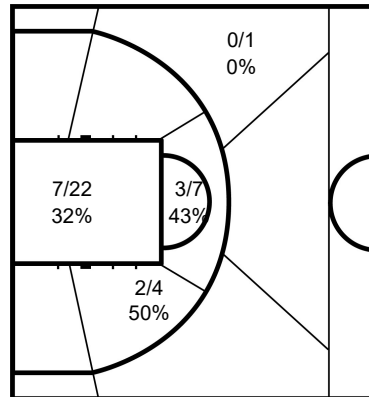
	M / A	%
Field Goals	2 / 14	14
2 Points	2 / 12	17
3 Points	0 / 2	0
Free Throws	2 / 2	100

6 BADRANE Ayoub



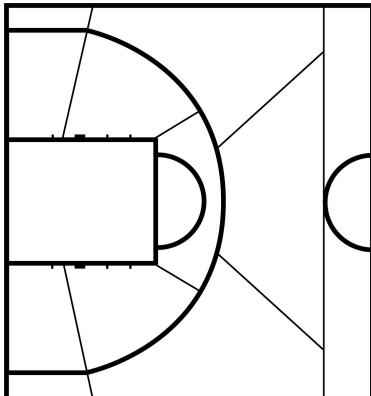
	M / A	%
Field Goals	10 / 29	34
2 Points	9 / 22	41
3 Points	1 / 7	14
Free Throws	1 / 2	50

7 MANSOURI Rafik



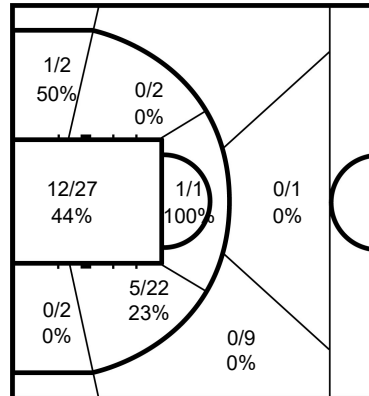
	M / A	%
Field Goals	12 / 35	34
2 Points	12 / 34	35
3 Points	0 / 1	0
Free Throws	2 / 2	100

8 ABASSI Mostefa



	M / A	%
Field Goals		
2 Points		
3 Points		
Free Throws		

9 GUEDOUN Nabil



	M / A	%
Field Goals	21 / 74	28
2 Points	21 / 64	33
3 Points	0 / 10	0
Free Throws	5 / 13	38



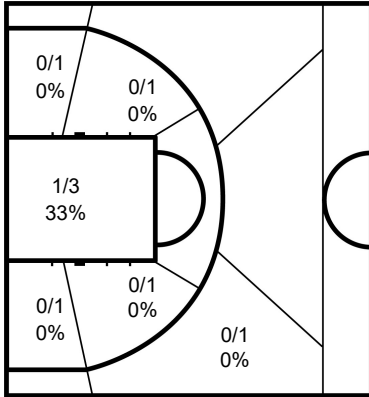
Cumulative Statistics

チームの累積統計

ALG - Algeria

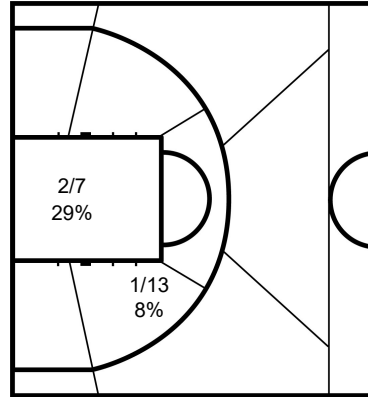
After 6 games

10 BADACHE Hakim



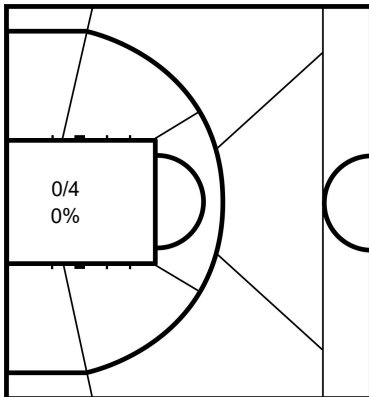
	M / A	%
Field Goals	1 / 7	14
2 Points	1 / 6	17
3 Points	0 / 1	0
Free Throws		

11 LADJADJAT Samir



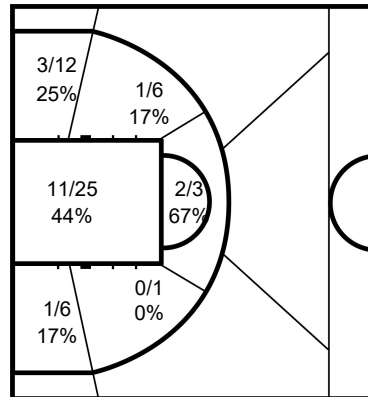
	M / A	%
Field Goals	6 / 28	21
2 Points	6 / 28	21
3 Points		
Free Throws	0 / 4	0

12 ABBAD Abderraouf



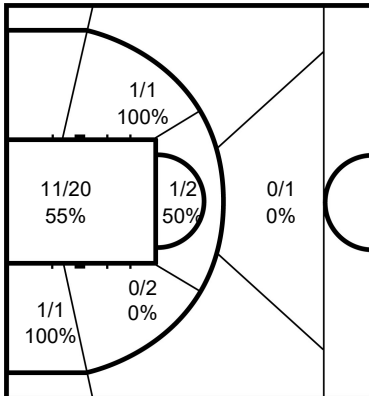
	M / A	%
Field Goals	0 / 4	0
2 Points	0 / 4	0
3 Points		
Free Throws	1 / 2	50

13 ZIDI Omar



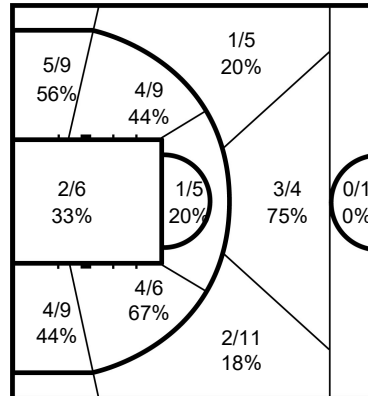
	M / A	%
Field Goals	18 / 49	37
2 Points	18 / 49	37
3 Points		
Free Throws	5 / 12	42

14 MEGUEDDEM Abdelkarim



	M / A	%
Field Goals	15 / 30	50
2 Points	15 / 29	52
3 Points	0 / 1	0
Free Throws	5 / 10	50

15 AYACHE Bilel



	M / A	%
Field Goals	24 / 65	37
2 Points	18 / 44	41
3 Points	6 / 21	29
Free Throws	3 / 5	60

Legend:							
%	Shooting Percentage	(C)	Captain	+/-	Plus-Minus	Agn.	Against
BS	Blocked Shots	DR	Defensive Rebounds	FD	Fouls Drawn	GP	Games Played
MPG	Minutes Played per Game	No.	Uniform Number	OR	Offensive Rebounds	PF	Fouls
PTS	Points	ST	Steals	TO	Turnovers	TOT	Total Rebounds
						AS	Assists
						M / A	Made / Attempts
						PPG	Points per Game
						TP	Time Played



Overall Team Statistics

チームの統計上位者
As of SUN 5 SEP 2021 at 14:03

Totals

Team	GP		Field Goals		2 Points		3 Points		Free Throws		Rebounds			AS	TO	ST	BS	PF	FD	PTS
			M/A	%	M/A	%	M/A	%	M/A	%	OR	DR	TOT							
ALG	6	For	109/335	33	102/292	35	7/43	16	24/52	46	38	148	186	78	110	24	3	97	81	249
		Agn.	201/403	50	191/371	51	10/32	31	49/92	53	72	198	270	173	53	54	7	82	97	461
AUS	7	For	204/471	43	184/410	45	20/61	33	36/69	52	81	203	284	180	74	51	4	107	88	464
		Agn.	168/412	41	159/372	43	9/40	23	39/77	51	51	193	244	126	103	34	7	88	108	384
CAN	7	For	174/447	39	157/378	42	17/69	25	50/67	75	55	211	266	134	74	25	5	120	104	415
		Agn.	190/445	43	171/375	46	19/70	27	68/104	65	54	213	267	147	63	29	9	105	119	467
COL	6	For	140/357	39	128/309	41	12/48	25	34/63	54	40	167	207	117	84	34	6	104	95	326
		Agn.	168/381	44	159/340	47	9/41	22	48/81	59	56	188	244	139	67	32	6	98	105	393
ESP	8	For	233/516	45	220/452	49	13/64	20	77/130	59	94	252	346	164	111	44	10	133	144	556
		Agn.	197/489	40	169/389	43	28/100	28	52/107	49	60	202	262	162	109	49	2	147	130	474
GBR	8	For	236/504	47	226/455	50	10/49	20	52/102	51	71	239	310	181	90	27	9	114	137	534
		Agn.	214/512	42	192/438	44	22/74	30	42/80	53	63	212	275	178	76	47	4	137	112	492
GER	7	For	177/431	41	152/347	44	25/84	30	63/98	64	48	211	259	158	53	34	8	106	103	442
		Agn.	187/451	41	178/404	44	9/47	19	28/59	47	63	214	277	143	68	26	3	105	104	411
IRI	6	For	150/366	41	142/341	42	8/25	32	27/62	44	60	151	211	121	62	40	4	97	89	335
		Agn.	154/353	44	145/312	46	9/41	22	55/91	60	61	169	230	144	68	34	4	88	98	372
JPN	8	For	232/502	46	207/417	50	25/85	29	23/57	40	52	234	286	174	92	36	3	110	111	512
		Agn.	212/510	42	198/443	45	14/67	21	47/64	73	58	232	290	151	93	47	7	109	110	485
KOR	6	For	149/378	39	135/326	41	14/52	27	47/75	63	64	162	226	126	82	36	5	113	87	359
		Agn.	171/363	47	161/323	50	10/40	25	44/79	56	41	170	211	144	78	43	7	90	111	396
TUR	7	For	198/414	48	186/368	51	12/46	26	48/89	54	36	199	235	157	91	34	2	88	113	456
		Agn.	198/475	42	172/403	43	26/72	36	31/47	66	77	190	267	152	81	39	5	112	86	453
USA	8	For	227/505	45	214/446	48	13/59	22	53/87	61	56	234	290	206	57	71	5	95	123	520
		Agn.	169/432	39	158/371	43	11/61	18	31/70	44	39	230	269	137	121	22	3	123	95	380
Totals	42		2229/5226	43	2053/4541	45	176/685	26	534/951	56	695	2411	3106	1796	980	456	64	1284	1275	5168

Averages

Team	GP		Field Goals		2 Points		3 Points		Free Throws		Rebounds			AS	TO	ST	BS	PF	FD	PPG
			M/A	%	M/A	%	M/A	%	M/A	%	OR	DR	TOT							
ALG	6	For	18.2/55.8	33	17.0/48.7	35	1.2/7.2	16	4.0/8.7	46	6.3	24.7	31.0	13.0	18.3	4.0	0.5	16.2	13.5	41.5
		Agn.	33.5/67.2	50	31.8/61.8	51	1.7/5.3	31	8.2/15.3	53	12.0	33.0	45.0	28.8	8.8	9.0	1.2	13.7	16.2	76.8
AUS	7	For	29.1/67.3	43	26.3/58.6	45	2.9/8.7	33	5.1/9.9	52	11.6	29.0	40.6	25.7	10.6	7.3	0.6	15.3	12.6	66.3
		Agn.	24.0/58.9	41	22.7/53.1	43	1.3/5.7	23	5.6/11.0	51	7.3	27.6	34.9	18.0	14.7	4.9	1.0	12.6	15.4	54.9
CAN	7	For	24.9/63.9	39	22.4/54.0	42	2.4/9.9	25	7.1/9.6	75	7.9	30.1	38.0	19.1	10.6	3.6	0.7	17.1	14.9	59.3
		Agn.	27.1/63.6	43	24.4/53.6	46	2.7/10.0	27	9.7/14.9	65	7.7	30.4	38.1	21.0	9.0	4.1	1.3	15.0	17.0	66.7
COL	6	For	23.3/59.5	39	21.3/51.5	41	2.0/8.0	25	5.7/10.5	54	6.7	27.8	34.5	19.5	14.0	5.7	1.0	17.3	15.8	54.3
		Agn.	28.0/63.5	44	26.5/56.7	47	1.5/6.8	22	8.0/13.5	59	9.3	31.3	40.7	23.2	11.2	5.3	1.0	16.3	17.5	65.5
ESP	8	For	29.1/64.5	45	27.5/56.5	49	1.6/8.0	20	9.6/16.3	59	11.8	31.5	43.3	20.5	13.9	5.5	1.3	16.6	18.0	69.5
		Agn.	24.6/61.1	40	21.1/48.6	43	3.5/12.5	28	6.5/13.4	49	7.5	25.3	32.8	20.3	13.6	6.1	0.3	18.4	16.3	59.3
GBR	8	For	29.5/63.0	47	28.3/56.9	50	1.3/6.1	20	6.5/12.8	51	8.9	29.9	38.8	22.6	11.3	3.4	1.1	14.3	17.1	66.8
		Agn.	26.8/64.0	42	24.0/54.8	44	2.8/9.3	30	5.3/10.0	53	7.9	26.5	34.4	22.3	9.5	5.9	0.5	17.1	14.0	61.5
GER	7	For	25.3/61.6	41	21.7/49.6	44	3.8/12.0	30	9.0/14.0	64	6.9	30.1	37.0	22.6	7.6	4.9	1.1	15.1	14.7	63.1
		Agn.	26.7/64.4	41	25.4/57.7	44	1.3/6.7	19	4.0/8.4	47	9.0	30.6	39.6	20.4	9.7	3.7	0.4	15.0	14.9	58.7
IRI	6	For	25.0/61.0	41	23.7/56.8	42	1.3/4.2	32	4.5/10.3	44	10.0	25.2	35.2	20.2	10.3	6.7	0.7	16.2	14.8	55.8
		Agn.	25.7/58.8	44	24.2/52.0	46	1.5/6.8	22	9.2/15.2	60	10.2	28.2	38.3	24.0	11.3	5.7	0.7	14.7	16.3	62.0
JPN	8	For	29.0/62.8	46	25.9/52.1	50	3.1/10.6	29	2.9/7.1	40	6.5	29.3	35.8	21.8	11.5	4.5	0.4	13.8	13.9	64.0
		Agn.	26.5/63.8	42	24.8/55.4	45	1.8/8.4	21	5.9/8.0	73	7.3	29.0	36.3	18.9	11.6	5.9	0.9	13.6	13.8	60.6
KOR	6	For	24.8/63.0	39	22.5/54.3	41	2.3/8.7	27	7.8/12.5	63	10.7	27.0	37.7	21.0	13.7	6.0	0.8	18.8	14.5	59.8
		Agn.	28.5/60.5	47	26.8/53.8	50	1.7/6.7	25	7.3/13.2	56	6.8	28.3	35.2	24.0	13.0	7.2	1.2	15.0	18.5	66.0
TUR	7	For	28.3/59.1	48	26.6/52.6	51	1.7/6.6	26	6.9/12.7	54	5.1	28.4	33.6	22.4	13.0	4.9	0.3	12.6	16.1	65.1
		Agn.	28.3/67.9	42	24.6/57.6	43	3.7/10.3	36	4.4/6.7	66	11.0	27.1	38.1	21.7	11.6	5.6	0.7	16.0	12.3	64.7
USA	8	For	28.4/63.1	45	26.8/55.8	48	1.6/7.4	22	6.6/10.9	61	7.0	29.3	36.3	25.8	7.1	8.9	0.6	11.9	15.4	65.0
		Agn.	21.1/54.0	39	19.8/46.4	43	1.4/7.6	18	3.9/8.8	44	4.9	28.8	33.6	17.1	15.1	2.8	0.4	15.4	11.9	47.5
Totals	42		53/124	43	49/108	45	4/16	26	13/23	56	17	57	74	43	23	11	2	31	30	123.0

Legend:	% Shooting Percentage	Agn Against	AS Assists	Avg. Average	BS Blocked Shots
DR Defensive Rebounds	FD Fouls Drawn	GP Games Played	M / A Made / Attempts	OR Offensive Rebounds	TO Turnovers
PF Fouls	PPG Points per Game	PTS Points	ST Steals		
TOT Total Rebounds					



Team Statistics

チーム統計

As of SUN 5 SEP 2021 at 14:03

TOTAL FIELD GOALS %

Rk	Team	GP	M/A	%
1	TUR	7	198 / 414	47.8
2	GBR	8	236 / 504	46.8
3	JPN	8	232 / 502	46.2
4	ESP	8	233 / 516	45.2
5	USA	8	227 / 505	45.0
6	AUS	7	204 / 471	43.3
7	GER	7	177 / 431	41.1
8	IRI	6	150 / 366	41.0
9	KOR	6	149 / 378	39.4
10	COL	6	140 / 357	39.2
11	CAN	7	174 / 447	38.9
12	ALG	6	109 / 335	32.5

2 POINT FIELD GOALS %

Rk	Team	GP	M/A	%
1	TUR	7	186 / 368	50.5
2	GBR	8	226 / 455	49.7
3	JPN	8	207 / 417	49.6
4	ESP	8	220 / 452	48.7
5	USA	8	214 / 446	48.0
6	AUS	7	184 / 410	44.9
7	GER	7	152 / 347	43.8
8	IRI	6	142 / 341	41.6
9	CAN	7	157 / 378	41.5
10	KOR	6	135 / 326	41.4
11	COL	6	128 / 309	41.4
12	ALG	6	102 / 292	34.9

3 POINT FIELD GOALS %

Rk	Team	GP	M/A	%
1	AUS	7	20 / 61	32.8
2	IRI	6	8 / 25	32.0
3	GER	7	25 / 84	29.8
4	JPN	8	25 / 85	29.4
5	KOR	6	14 / 52	26.9
6	TUR	7	12 / 46	26.1
7	COL	6	12 / 48	25.0
8	CAN	7	17 / 69	24.6
9	USA	8	13 / 59	22.0
10	GBR	8	10 / 49	20.4
11	ESP	8	13 / 64	20.3
12	ALG	6	7 / 43	16.3

FREE THROWS %

Rk	Team	GP	M/A	%
1	CAN	7	50 / 67	74.6
2	GER	7	63 / 98	64.3
3	KOR	6	47 / 75	62.7
4	USA	8	53 / 87	60.9
5	ESP	8	77 / 130	59.2
6	COL	6	34 / 63	54.0
7	TUR	7	48 / 89	53.9
8	AUS	7	36 / 69	52.2
9	GBR	8	52 / 102	51.0
10	ALG	6	24 / 52	46.2
11	IRI	6	27 / 62	43.5
12	JPN	8	23 / 57	40.4

POINTS FOR

Rk	Team	GP	Total	Avg.
1	ESP	8	556	69.5
2	GBR	8	534	66.8
3	AUS	7	464	66.3
4	TUR	7	456	65.1
5	USA	8	520	65.0
6	JPN	8	512	64.0
7	GER	7	442	63.1
8	KOR	6	359	59.8
9	CAN	7	415	59.3
10	IRI	6	335	55.8
11	COL	6	326	54.3
12	ALG	6	249	41.5

POINTS AGAINST

Rk	Team	GP	Total	Avg.
1	USA	8	380	47.5
2	AUS	7	384	54.9
3	GER	7	411	58.7
4	ESP	8	474	59.3
5	JPN	8	485	60.6
6	GBR	8	492	61.5
7	IRI	6	372	62.0
8	TUR	7	453	64.7
9	COL	6	393	65.5
10	KOR	6	396	66.0
11	CAN	7	467	66.7
12	ALG	6	461	76.8

REBOUNDS

Rk	Team	GP	Off.	Def.	Total	Avg.
1	ESP	8	94	252	346	43.3
2	AUS	7	81	203	284	40.6
3	GBR	8	71	239	310	38.8
4	CAN	7	55	211	266	38.0
5	KOR	6	64	162	226	37.7
6	GER	7	48	211	259	37.0
7	USA	8	56	234	290	36.3
8	JPN	8	52	234	286	35.8
9	IRI	6	60	151	211	35.2
10	COL	6	40	167	207	34.5
11	TUR	7	36	199	235	33.6
12	ALG	6	38	148	186	31.0

ASSISTS

Rk	Team	GP	Total	Avg.
1	USA	8	206	25.8
2	AUS	7	180	25.7
3	GBR	8	181	22.6
3	GER	7	158	22.6
5	TUR	7	157	22.4
6	JPN	8	174	21.8
7	KOR	6	126	21.0
8	ESP	8	164	20.5
9	IRI	6	121	20.2
10	COL	6	117	19.5
11	CAN	7	134	19.1
12	ALG	6	78	13.0

FOULS

Rk	Team	GP	Total	Avg.
1	KOR	6	113	18.8
2	COL	6	104	17.3
3	CAN	7	120	17.1
4	ESP	8	133	16.6
5	ALG	6	97	16.2
5	IRI	6	97	16.2
7	AUS	7	107	15.3
8	GER	7	106	15.1
9	GBR	8	114	14.3
10	JPN	8	110	13.8
11	TUR	7	88	12.6
12	USA	8	95	11.9

TURNOVERS

Rk	Team	GP	Total	Avg.
1	ALG	6	110	18.3
2	COL	6	84	14.0
3	ESP	8	111	13.9
4	KOR	6	82	13.7
5	TUR	7	91	13.0
6	JPN	8	92	11.5
7	GBR	8	90	11.3
8	AUS	7	74	10.6
8	CAN	7	74	10.6
10	IRI	6	62	10.3
11	GER	7	53	7.6
12	USA	8	57	7.1

STEALS

Rk	Team	GP	Total	Avg.
1	USA	8	71	8.9
2	AUS	7	51	7.3
3	IRI	6	40	6.7
4	KOR	6	36	6.0
5	COL	6	34	5.7
6	ESP	8	44	5.5
7	GER	7	34	4.9
7	TUR	7	34	4.9
9	JPN	8	36	4.5
10	ALG	6	24	4.0
11	CAN	7	25	3.6
12	GBR	8	27	3.4

BLOCKED SHOTS

Rk	Team	GP	Total	Avg.
1	ESP	8	10	1.3
2	GBR	8	9	1.1
2	GER	7	8	1.1
4	COL	6	6	1.0
5	KOR	6	5	0.8
6	CAN	7	5	0.7
6	IRI	6	4	0.7
8	AUS	7	4	0.6
8	USA	8	5	0.6
10	ALG	6	3	0.5
11	JPN	8	3	0.4
12	TUR	7	2	0.3



Team Statistics

チーム統計

As of SUN 5 SEP 2021 at 14:03

TOTAL FIELD GOALS MADE

Rk	Team	GP	Total	Avg.
1	GBR	8	236	29.5
2	ESP	8	233	29.1
3	AUS	7	204	29.1
4	JPN	8	232	29.0
5	USA	8	227	28.4
6	TUR	7	198	28.3
7	GER	7	177	25.3
8	IRI	6	150	25.0
9	CAN	7	174	24.9
10	KOR	6	149	24.8
11	COL	6	140	23.3
12	ALG	6	109	18.2

2 POINT FIELD GOALS MADE

Rk	Team	GP	Total	Avg.
1	GBR	8	226	28.3
2	ESP	8	220	27.5
3	USA	8	214	26.8
4	TUR	7	186	26.6
5	AUS	7	184	26.3
6	JPN	8	207	25.9
7	IRI	6	142	23.7
8	KOR	6	135	22.5
9	CAN	7	157	22.4
10	GER	7	152	21.7
11	COL	6	128	21.3
12	ALG	6	102	17.0

3 POINT FIELD GOALS MADE

Rk	Team	GP	Total	Avg.
1	GER	7	25	3.6
2	JPN	8	25	3.1
3	AUS	7	20	2.9
4	CAN	7	17	2.4
5	KOR	6	14	2.3
6	COL	6	12	2.0
7	TUR	7	12	1.7
8	ESP	8	13	1.6
8	USA	8	13	1.6
10	GBR	8	10	1.3
11	IRI	6	8	1.3
12	ALG	6	7	1.2

FREE THROWS MADE

Rk	Team	GP	Total	Avg.
1	ESP	8	77	9.6
2	GER	7	63	9.0
3	KOR	6	47	7.8
4	CAN	7	50	7.1
5	TUR	7	48	6.9
6	USA	8	53	6.6
7	GBR	8	52	6.5
8	COL	6	34	5.7
9	AUS	7	36	5.1
10	IRI	6	27	4.5
11	ALG	6	24	4.0
12	JPN	8	23	2.9

TOTAL FIELD GOAL ATTEMPTS

Rk	Team	GP	Total	Avg.
1	AUS	7	471	67.3
2	ESP	8	516	64.5
3	CAN	7	447	63.9
4	USA	8	505	63.1
5	GBR	8	504	63.0
6	KOR	6	378	63.0
7	JPN	8	502	62.8
8	GER	7	431	61.6
9	IRI	6	366	61.0
10	COL	6	357	59.5
11	TUR	7	414	59.1
12	ALG	6	335	55.8

2 POINT FIELD GOAL ATTEMPTS

Rk	Team	GP	Total	Avg.
1	AUS	7	410	58.6
2	GBR	8	455	56.9
3	IRI	6	341	56.8
4	ESP	8	452	56.5
5	USA	8	446	55.8
6	KOR	6	326	54.3
7	CAN	7	378	54.0
8	TUR	7	368	52.6
9	JPN	8	417	52.1
10	COL	6	309	51.5
11	GER	7	347	49.6
12	ALG	6	292	48.7

3 POINT FIELD GOAL ATTEMPTS

Rk	Team	GP	Total	Avg.
1	GER	7	84	12.0
2	JPN	8	85	10.6
3	CAN	7	69	9.9
4	AUS	7	61	8.7
5	KOR	6	52	8.7
6	ESP	8	64	8.0
7	COL	6	48	8.0
8	USA	8	59	7.4
9	ALG	6	43	7.2
10	TUR	7	46	6.6
11	GBR	8	49	6.1
12	IRI	6	25	4.2

FREE THROW ATTEMPTS

Rk	Team	GP	Total	Avg.
1	ESP	8	130	16.3
2	GER	7	98	14.0
3	GBR	8	102	12.8
4	TUR	7	89	12.7
5	KOR	6	75	12.5
6	USA	8	87	10.9
7	COL	6	63	10.5
8	IRI	6	62	10.3
9	AUS	7	69	9.9
10	CAN	7	67	9.6
11	ALG	6	52	8.7
12	JPN	8	57	7.1

OFFENSIVE REBOUNDS

Rk	Team	GP	Total	Avg.
1	ESP	8	94	11.8
2	AUS	7	81	11.6
3	KOR	6	64	10.7
4	IRI	6	60	10.0
5	GBR	8	71	8.9
6	CAN	7	55	7.9
7	USA	8	56	7.0
8	GER	7	48	6.9
9	COL	6	40	6.7
10	JPN	8	52	6.5
11	ALG	6	38	6.3
12	TUR	7	36	5.1

DEFENSIVE REBOUNDS

Rk	Team	GP	Total	Avg.
1	ESP	8	252	31.5
2	CAN	7	211	30.1
2	GER	7	211	30.1
4	GBR	8	239	29.9
5	JPN	8	234	29.3
5	USA	8	234	29.3
7	AUS	7	203	29.0
8	TUR	7	199	28.4
9	COL	6	167	27.8
10	KOR	6	162	27.0
11	IRI	6	151	25.2
12	ALG	6	148	24.7

ALLOWED FIELD GOALS

Rk	Team	GP	Total	Avg.
1	ALG	6	201	33.5
2	KOR	6	171	28.5
3	TUR	7	198	28.3
4	COL	6	168	28.0
5	CAN	7	190	27.1
6	GBR	8	214	26.8
7	GER	7	187	26.7
8	JPN	8	212	26.5
9	IRI	6	154	25.7
10	ESP	8	197	24.6
11	AUS	7	168	24.0
12	USA	8	169	21.1

ALLOWED 2 POINT FIELD GOALS

Rk	Team	GP	Total	Avg.
1	ALG	6	191	31.8
2	KOR	6	161	26.8
3	COL	6	159	26.5
4	GER	7	178	25.4
5	JPN	8	198	24.8
6	TUR	7	172	24.6
7	CAN	7	171	24.4
8	IRI	6	145	24.2
9	GBR	8	192	24.0
10	AUS	7	159	22.7
11	ESP	8	169	21.1
12	USA	8	158	19.8



Team Statistics

チーム統計

As of SUN 5 SEP 2021 at 14:03

ALLOWED 3 POINT FIELD GOALS

Rk	Team	GP	Total	Avg.
1	TUR	7	26	3.7
2	ESP	8	28	3.5
3	GBR	8	22	2.8
4	CAN	7	19	2.7
5	JPN	8	14	1.8
6	ALG	6	10	1.7
6	KOR	6	10	1.7
8	COL	6	9	1.5
8	IRI	6	9	1.5
10	USA	8	11	1.4
11	AUS	7	9	1.3
11	GER	7	9	1.3

ALLOWED FREE THROWS

Rk	Team	GP	Total	Avg.
1	CAN	7	68	9.7
2	IRI	6	55	9.2
3	ALG	6	49	8.2
4	COL	6	48	8.0
5	KOR	6	44	7.3
6	ESP	8	52	6.5
7	JPN	8	47	5.9
8	AUS	7	39	5.6
9	GBR	8	42	5.3
10	TUR	7	31	4.4
11	GER	7	28	4.0
12	USA	8	31	3.9

ALLOWED FIELD GOAL ATTEMPTS

Rk	Team	GP	Total	Avg.
1	TUR	7	475	67.9
2	ALG	6	403	67.2
3	GER	7	451	64.4
4	GBR	8	512	64.0
5	JPN	8	510	63.8
6	CAN	7	445	63.6
7	COL	6	381	63.5
8	ESP	8	489	61.1
9	KOR	6	363	60.5
10	AUS	7	412	58.9
11	IRI	6	353	58.8
12	USA	8	432	54.0

ALLOWED 2 POINT FIELD GOAL ATTEMPTS

Rk	Team	GP	Total	Avg.
1	ALG	6	371	61.8
2	GER	7	404	57.7
3	TUR	7	403	57.6
4	COL	6	340	56.7
5	JPN	8	443	55.4
6	GBR	8	438	54.8
7	KOR	6	323	53.8
8	CAN	7	375	53.6
9	AUS	7	372	53.1
10	IRI	6	312	52.0
11	ESP	8	389	48.6
12	USA	8	371	46.4

ALLOWED 3 POINT FIELD GOAL ATTEMPTS

Rk	Team	GP	Total	Avg.
1	ESP	8	100	12.5
2	TUR	7	72	10.3
3	CAN	7	70	10.0
4	GBR	8	74	9.3
5	JPN	8	67	8.4
6	USA	8	61	7.6
7	COL	6	41	6.8
7	IRI	6	41	6.8
9	GER	7	47	6.7
10	KOR	6	40	6.7
11	AUS	7	40	5.7
12	ALG	6	32	5.3

ALLOWED FREE THROW ATTEMPTS

Rk	Team	GP	Total	Avg.
1	ALG	6	92	15.3
2	IRI	6	91	15.2
3	CAN	7	104	14.9
4	COL	6	81	13.5
5	ESP	8	107	13.4
6	KOR	6	79	13.2
7	AUS	7	77	11.0
8	GBR	8	80	10.0
9	USA	8	70	8.8
10	GER	7	59	8.4
11	JPN	8	64	8.0
12	TUR	7	47	6.7

OPPONENT TOTAL FIELD GOALS %

Rk	Team	GP	M/A	%
1	USA	8	169 / 432	39.1
2	ESP	8	197 / 489	40.3
3	AUS	7	168 / 412	40.8
4	GER	7	187 / 451	41.5
5	JPN	8	212 / 510	41.6
6	TUR	7	198 / 475	41.7
7	GBR	8	214 / 512	41.8
8	CAN	7	190 / 445	42.7
9	IRI	6	154 / 353	43.6
10	COL	6	168 / 381	44.1
11	KOR	6	171 / 363	47.1
12	ALG	6	201 / 403	49.9

OPPONENT 2 POINT FIELD GOALS %

Rk	Team	GP	M/A	%
1	USA	8	158 / 371	42.6
2	AUS	7	159 / 372	42.7
3	TUR	7	172 / 403	42.7
4	ESP	8	169 / 389	43.4
5	GBR	8	192 / 438	43.8
6	GER	7	178 / 404	44.1
7	JPN	8	198 / 443	44.7
8	CAN	7	171 / 375	45.6
9	IRI	6	145 / 312	46.5
10	COL	6	159 / 340	46.8
11	KOR	6	161 / 323	49.8
12	ALG	6	191 / 371	51.5

OPPONENT 3 POINT FIELD GOALS %

Rk	Team	GP	M/A	%
1	USA	8	11 / 61	18.0
2	GER	7	9 / 47	19.1
3	JPN	8	14 / 67	20.9
4	COL	6	9 / 41	22.0
4	IRI	6	9 / 41	22.0
6	AUS	7	9 / 40	22.5
7	KOR	6	10 / 40	25.0
8	CAN	7	19 / 70	27.1
9	ESP	8	28 / 100	28.0
10	GBR	8	22 / 74	29.7
11	ALG	6	10 / 32	31.3
12	TUR	7	26 / 72	36.1

OPPONENT FREE THROWS %

Rk	Team	GP	M/A	%
1	JPN	8	47 / 64	73.4
2	TUR	7	31 / 47	66.0
3	CAN	7	68 / 104	65.4
4	IRI	6	55 / 91	60.4
5	COL	6	48 / 81	59.3
6	KOR	6	44 / 79	55.7
7	ALG	6	49 / 92	53.3
8	GBR	8	42 / 80	52.5
9	AUS	7	39 / 77	50.6
10	ESP	8	52 / 107	48.6
11	GER	7	28 / 59	47.5
12	USA	8	31 / 70	44.3

BENCH POINTS

Rk	Team	GP	Total	Avg.
1	USA	8	287	35.9
2	JPN	8	217	27.1
3	AUS	7	137	19.6
4	ESP	8	147	18.4
5	KOR	6	96	16.0
6	GBR	8	124	15.5
7	ALG	6	87	14.5
8	COL	6	77	12.8
9	GER	7	86	12.3
10	IRI	6	67	11.2
11	TUR	7	73	10.4
12	CAN	7	71	10.1

FAST BREAK POINTS

Rk	Team	GP	Total	Avg.
1	JPN	8	92	11.5
2	USA	8	80	10.0
3	AUS	7	54	7.7
3	TUR	7	54	7.7
5	COL	6	39	6.5
6	GER	7	44	6.3
7	ESP	8	46	5.8
8	KOR	6	28	4.7
9	ALG	6	22	3.7
10	IRI	6	20	3.3
11	CAN	7	20	2.9
12	GBR	8	20	2.5



Team Statistics

チーム統計

As of SUN 5 SEP 2021 at 14:03

POINTS FROM TURNOVERS

Rk	Team	GP	Total	Avg.
1	AUS	7	126	18.0
2	USA	8	130	16.3
3	ESP	8	125	15.6
4	KOR	6	89	14.8
5	IRI	6	64	10.7
6	CAN	7	70	10.0
7	TUR	7	68	9.7
8	GER	7	67	9.6
9	GBR	8	76	9.5
10	JPN	8	72	9.0
11	COL	6	53	8.8
12	ALG	6	23	3.8

Legend:

% Shooting Percentage
M / A Made / Attempts

Avg. Average per Game
Off. Offensive Rebounds

Def. Defensive Rebounds
Rk Rank

GP Games Played



Individual Statistics

個人統計

As of SUN 5 SEP 2021 at 14:03

POINTS (by average)

Rk	No.	Name	Team	GP	Total	Avg
1	12	SAYARI Mohammadhassan	IRI	6	138	23.0
2	5	GURBULAK Ozgur	TUR	7	134	19.1
3	12	ANDERSON Patrick	CAN	7	133	19.0
4	23	CHO Seung Hyun	KOR	5	93	18.6
5	13	BOEHME Thomas	GER	7	127	18.1
6	4	GONCIN Nikola	CAN	7	120	17.1
7	19	HERNANDEZ Jhon	COL	6	102	17.0
8	4	CHOUDHRY Gaz	GBR	8	132	16.5
9	13	GARCIA PEREIRO Asier	ESP	8	128	16.0
10	55	KOZAI Hiroaki	JPN	8	125	15.6

POINTS (by total)

Rk	No.	Name	Team	GP	Avg	Total
1	12	SAYARI Mohammadhassan	IRI	6	23.0	138
2	5	GURBULAK Ozgur	TUR	7	19.1	134
3	12	ANDERSON Patrick	CAN	7	19.0	133
4	4	CHOUDHRY Gaz	GBR	8	16.5	132
5	13	GARCIA PEREIRO Asier	ESP	8	16.0	128
6	13	BOEHME Thomas	GER	7	18.1	127
7	55	KOZAI Hiroaki	JPN	8	15.6	125
8	4	GONCIN Nikola	CAN	7	17.1	120
9	11	RUIZ JORDAN Jordi	ESP	8	14.3	114
10	2	WILLIAMS Jacob	USA	8	13.9	111

REBOUNDS

Rk	No.	Name	Team	GP	Off	Def	Total	Avg
1	12	ANDERSON Patrick	CAN	7	14	77	91	13.0
2	14	MANNING Lee	GBR	8	21	74	95	11.9
3	2	CHOKAI Renshi	JPN	8	13	73	86	10.8
3	13	GARCIA PEREIRO Asier	ESP	8	9	77	86	10.8
5	12	SAYARI Mohammadhassan	IRI	6	13	47	60	10.0
6	40	GIM Dong Hyeon	KOR	6	14	45	59	9.8
7	4	GONCIN Nikola	CAN	7	7	61	68	9.7
8	9	ZARZUELA BELTRAN Alejandro	ESP	8	20	50	70	8.8

4 players tied for 9th place with

7.8

ASSISTS

Rk	No.	Name	Team	GP	Total	Avg
1	13	GARCIA PEREIRO Asier	ESP	8	95	11.9
2	5	GURBULAK Ozgur	TUR	7	60	8.6
3	4	GONCIN Nikola	CAN	7	55	7.9
4	4	CHOUDHRY Gaz	GBR	8	61	7.6
5	11	SERIO Steve	USA	8	59	7.4
6	2	CHOKAI Renshi	JPN	8	56	7.0
7	23	CHO Seung Hyun	KOR	5	33	6.6
8	13	BOEHME Thomas	GER	7	44	6.3
9	19	HERNANDEZ Jhon	COL	6	35	5.8

3 players tied for 10th place with

5.7

FOULS DRAWN

Rk	No.	Name	Team	GP	Total	Avg
1	12	ANDERSON Patrick	CAN	7	42	6.0
2	13	GARCIA PEREIRO Asier	ESP	8	41	5.1
3	2	CHOKAI Renshi	JPN	8	36	4.5
4	19	HERNANDEZ Jhon	COL	6	27	4.5
5	5	GURBULAK Ozgur	TUR	7	29	4.1
6	9	BROWN Harrison	GBR	8	32	4.0
7	13	BOEHME Thomas	GER	7	28	4.0
8	9	GUEDOUN Nabil	ALG	6	24	4.0
8	14	KAMALI Mojtaba	IRI	6	24	4.0
10	14	DIAZ Daniel	COL	6	23	3.8

BLOCKED SHOTS

Rk	No.	Name	Team	GP	Total	Avg
1	14	HALOUSKI Aliaksandr	GER	7	5	0.7
2	12	ANDERSON Patrick	CAN	7	4	0.6
3	28	LORENZO DIAZ Manuel	ESP	8	3	0.4
3	9	SCOTT Matt	USA	8	3	0.4
3	9	ZARZUELA BELTRAN Alejandro	ESP	8	3	0.4
6	23	CHO Seung Hyun	KOR	5	2	0.4

11 players tied for 7th place with

0.3

STEALS

Rk	No.	Name	Team	GP	Total	Avg
1	16	JENIFER Trevon	USA	8	17	2.1
2	11	O'NEILL-THORNE Tom	AUS	7	15	2.1
3	2	CHOKAI Renshi	JPN	8	16	2.0
4	14	DIAZ Daniel	COL	6	12	2.0
5	2	WILLIAMS Jacob	USA	8	14	1.8
6	12	SAYARI Mohammadhassan	IRI	6	11	1.8
7	9	ZARZUELA BELTRAN Alejandro	ESP	8	12	1.5
8	7	NORRIS Shaun	AUS	7	10	1.4
8	9	TOPRAK Ugur	TUR	7	10	1.4

2 players tied for 10th place with

1.3

TURNOVERS

Rk	No.	Name	Team	GP	Total	Avg
1	13	GARCIA PEREIRO Asier	ESP	8	31	3.9
2	13	ZIDI Omar	ALG	6	22	3.7
3	5	GURBULAK Ozgur	TUR	7	24	3.4
4	15	AYACHE Bilel	ALG	5	17	3.4
5	40	GIM Dong Hyeon	KOR	6	19	3.2
5	9	GUEDOUN Nabil	ALG	6	19	3.2
7	23	CHO Seung Hyun	KOR	5	16	3.2
8	4	CHOUDHRY Gaz	GBR	8	25	3.1
9	14	DIAZ Daniel	COL	6	18	3.0
10	4	GONCIN Nikola	CAN	7	19	2.7



Individual Statistics

個人統計

As of SUN 5 SEP 2021 at 14:03

TOTAL FIELD GOALS % (8 attempts/game minimum)

Rk	No.	Name	Team	GP	M/A	%
1	8	BELL Brian	USA	8	41 / 66	62.1
2	14	MANNING Lee	GBR	8	41 / 69	59.4
3	55	KOZAI Hiroaki	JPN	8	54 / 98	55.1
4	5	LATHAM Bill	AUS	6	37 / 68	54.4
5	12	WARBURTON Gregg	GBR	8	44 / 85	51.8
6	25	AKITA Kei	JPN	8	44 / 87	50.6
7	7	NORRIS Shaun	AUS	7	43 / 85	50.6
8	35	GUMUS Ferit	TUR	7	29 / 58	50.0
9	14	HALOUSKI Aliaksandr	GER	7	41 / 84	48.8
10	5	GURBULAK Ozgur	TUR	7	55 / 114	48.2

TOTAL FIELD GOALS MADE

Rk	No.	Name	Team	GP	Total	Avg
1	12	SAYARI Mohammadhassan	IRI	6	64	10.7
2	5	GURBULAK Ozgur	TUR	7	55	7.9
3	12	ANDERSON Patrick	CAN	7	53	7.6
4	19	HERNANDEZ Jhon	COL	6	43	7.2
5	23	CHO Seung Hyun	KOR	5	36	7.2
6	4	CHOUDHRY Gaz	GBR	8	57	7.1
7	13	GARCIA PEREIRO Asier	ESP	8	56	7.0
8	4	GONCIN Nikola	CAN	7	49	7.0
9	55	KOZAI Hiroaki	JPN	8	54	6.8
10	40	GIM Dong Hyeon	KOR	6	40	6.7

2 POINT FIELD GOALS % (6 attempts/game minimum)

Rk	No.	Name	Team	GP	M/A	%
1	10	AR Ismail	TUR	7	29 / 42	69.0
2	8	BELL Brian	USA	8	41 / 65	63.1
3	14	MANNING Lee	GBR	8	41 / 68	60.3
4	55	KOZAI Hiroaki	JPN	8	40 / 71	56.3
5	5	GURBULAK Ozgur	TUR	7	45 / 82	54.9
6	5	LATHAM Bill	AUS	6	37 / 68	54.4
7	7	NORRIS Shaun	AUS	7	42 / 79	53.2
8	12	WARBURTON Gregg	GBR	8	43 / 81	53.1
9	13	FUJIMOTO Reo	JPN	8	38 / 72	52.8
10	2	CHOKAI Renshi	JPN	8	36 / 69	52.2

2 POINT FIELD GOALS MADE

Rk	No.	Name	Team	GP	Total	Avg
1	12	SAYARI Mohammadhassan	IRI	6	60	10.0
2	12	ANDERSON Patrick	CAN	7	49	7.0
3	13	GARCIA PEREIRO Asier	ESP	8	53	6.6
4	4	CHOUDHRY Gaz	GBR	8	52	6.5
5	19	HERNANDEZ Jhon	COL	6	39	6.5
6	5	GURBULAK Ozgur	TUR	7	45	6.4
7	40	GIM Dong Hyeon	KOR	6	37	6.2
7	5	LATHAM Bill	AUS	6	37	6.2
9	7	NORRIS Shaun	AUS	7	42	6.0
10	23	CHO Seung Hyun	KOR	5	28	5.6

3 POINT FIELD GOALS % (2 attempts/game minimum)

Rk	No.	Name	Team	GP	M/A	%
1	55	KOZAI Hiroaki	JPN	8	14 / 27	51.9
2	9	KNOWLES Tristan	AUS	7	9 / 21	42.9
3	14	HALOUSKI Aliaksandr	GER	7	5 / 14	35.7
4	4	GONCIN Nikola	CAN	7	11 / 33	33.3
5	14	KAMALI Mojtaba	IRI	6	4 / 12	33.3
6	11	RUIZ JORDAN Jordi	ESP	8	7 / 22	31.8
7	5	GURBULAK Ozgur	TUR	7	10 / 32	31.3
8	10	LEEP Jose	COL	6	6 / 20	30.0
9	13	BOEHME Thomas	GER	7	11 / 37	29.7
10	23	CHO Seung Hyun	KOR	5	8 / 27	29.6

3 POINT FIELD GOALS MADE

Rk	No.	Name	Team	GP	Total	Avg
1	55	KOZAI Hiroaki	JPN	8	14	1.8
2	13	BOEHME Thomas	GER	7	11	1.6
2	4	GONCIN Nikola	CAN	7	11	1.6
4	23	CHO Seung Hyun	KOR	5	8	1.6
5	5	GURBULAK Ozgur	TUR	7	10	1.4
6	9	KNOWLES Tristan	AUS	7	9	1.3
7	15	AYACHE Bilel	ALG	5	6	1.2
8	11	O'NEILL-THORNE Tom	AUS	7	7	1.0
9	10	LEEP Jose	COL	6	6	1.0

2 players tied for 10th place with

0.9

FREE THROWS % (3 attempts/game minimum)

Rk	No.	Name	Team	GP	M/A	%
1	12	ANDERSON Patrick	CAN	7	23 / 27	85.2
2	13	BOEHME Thomas	GER	7	24 / 30	80.0
3	23	CHO Seung Hyun	KOR	5	13 / 17	76.5
4	5	GURBULAK Ozgur	TUR	7	14 / 22	63.6
5	19	HERNANDEZ Jhon	COL	6	12 / 19	63.2
6	8	BIENEK Andre	GER	7	15 / 26	57.7
7	14	DIAZ Daniel	COL	6	10 / 20	50.0
8	14	KAMALI Mojtaba	IRI	6	9 / 18	50.0
9	9	ZARZUELA BELTRAN Alejandro	ESP	8	15 / 32	46.9
10	14	MANNING Lee	GBR	8	9 / 24	37.5

FREE THROWS MADE

Rk	No.	Name	Team	GP	Total	Avg
1	13	BOEHME Thomas	GER	7	24	3.4
2	12	ANDERSON Patrick	CAN	7	23	3.3
3	23	CHO Seung Hyun	KOR	5	13	2.6
4	8	BIENEK Andre	GER	7	15	2.1
5	5	GURBULAK Ozgur	TUR	7	14	2.0
6	19	HERNANDEZ Jhon	COL	6	12	2.0
7	9	ZARZUELA BELTRAN Alejandro	ESP	8	15	1.9
8	14	HALOUSKI Aliaksandr	GER	7	12	1.7
8	24	ORTEGA LAFUENTE Ignacio	ESP	7	12	1.7
10	14	DIAZ Daniel	COL	6	10	1.7



Individual Statistics

個人統計

As of SUN 5 SEP 2021 at 14:03

TOTAL FIELD GOAL ATTEMPTS

Rk	No.	Name	Team	GP	Total	Avg
1	12	SAYARI Mohammadhassan	IRI	6	134	22.3
2	23	CHO Seung Hyun	KOR	5	100	20.0
3	12	ANDERSON Patrick	CAN	7	128	18.3
4	13	GARCIA PEREIRO Asier	ESP	8	145	18.1
5	13	BOEHME Thomas	GER	7	124	17.7
6	19	HERNANDEZ Jhon	COL	6	104	17.3
7	4	GONCIN Nikola	CAN	7	120	17.1
8	5	GURBULAK Ozgur	TUR	7	114	16.3
9	4	CHOUDHRY Gaz	GBR	8	126	15.8
10	2	WILLIAMS Jacob	USA	8	122	15.3

2 POINT FIELD GOAL ATTEMPTS

Rk	No.	Name	Team	GP	Total	Avg
1	12	SAYARI Mohammadhassan	IRI	6	123	20.5
2	13	GARCIA PEREIRO Asier	ESP	8	123	15.4
3	12	ANDERSON Patrick	CAN	7	105	15.0
4	19	HERNANDEZ Jhon	COL	6	89	14.8
5	23	CHO Seung Hyun	KOR	5	73	14.6
6	40	GIM Dong Hyeon	KOR	6	83	13.8
7	4	CHOUDHRY Gaz	GBR	8	104	13.0
8	13	BOEHME Thomas	GER	7	87	12.4
8	4	GONCIN Nikola	CAN	7	87	12.4
10	2	WILLIAMS Jacob	USA	8	95	11.9

3 POINT FIELD GOAL ATTEMPTS

Rk	No.	Name	Team	GP	Total	Avg
1	23	CHO Seung Hyun	KOR	5	27	5.4
2	13	BOEHME Thomas	GER	7	37	5.3
3	4	GONCIN Nikola	CAN	7	33	4.7
4	5	GURBULAK Ozgur	TUR	7	32	4.6
5	15	AYACHE Bilel	ALG	5	21	4.2
6	55	KOZAI Hiroaki	JPN	8	27	3.4
6	11	O'NEILL-THORNE Tom	AUS	7	24	3.4
6	2	WILLIAMS Jacob	USA	8	27	3.4
9	12	ANDERSON Patrick	CAN	7	23	3.3
9	10	LEEP Jose	COL	6	20	3.3

FREE THROW ATTEMPTS

Rk	No.	Name	Team	GP	Total	Avg
1	13	BOEHME Thomas	GER	7	30	4.3
2	9	ZARZUELA BELTRAN Alejandro	ESP	8	32	4.0
3	12	ANDERSON Patrick	CAN	7	27	3.9
4	8	BIENEK Andre	GER	7	26	3.7
5	23	CHO Seung Hyun	KOR	5	17	3.4
6	14	DIAZ Daniel	COL	6	20	3.3
7	19	HERNANDEZ Jhon	COL	6	19	3.2
8	5	GURBULAK Ozgur	TUR	7	22	3.1
9	14	MANNING Lee	GBR	8	24	3.0
10	7	NORRIS Shaun	AUS	7	21	3.0

PERSONAL FOULS

Rk	No.	Name	Team	GP	Total	Avg
1	23	CHO Seung Hyun	KOR	5	20	4.0
2	14	MILLER Tyler	CAN	7	25	3.6
3	28	LORENZO DIAZ Manuel	ESP	8	26	3.3
4	14	DIAZ Daniel	COL	6	20	3.3
4	5	LATHAM Bill	AUS	6	20	3.3
6	13	GARCIA PEREIRO Asier	ESP	8	24	3.0
7	5	DREIMUELLER Nico	GER	7	21	3.0
8	40	GIM Dong Hyeon	KOR	6	18	3.0
9	9	BROWN Harrison	GBR	8	23	2.9

3 players tied for 10th place with 2.8

MINUTES PLAYED

Rk	No.	Name	Team	GP	Total	Avg
1	12	ABBAD Abderraouf	ALG	6	3:48:42	38:07
1	10	MOHAMMAD NEZHAD Mohammad	IRI	6	3:48:42	38:07
3	12	SAYARI Mohammadhassan	IRI	6	3:42:34	37:05
4	9	TOPRAK Ugur	TUR	7	4:15:18	36:28
5	40	GIM Dong Hyeon	KOR	6	3:39:12	36:32
6	9	ZARZUELA BELTRAN Alejandro	ESP	8	4:45:50	35:43
7	3	VEGA Raul	COL	6	3:31:31	35:15
8	2	CHOKAI Renshi	JPN	8	4:40:08	35:01
9	19	HERNANDEZ Jhon	COL	6	3:26:11	34:21
10	5	GURBULAK Ozgur	TUR	7	4:00:24	34:20

DOUBLE DOUBLES

Rk	No.	Name	Team	GP	Total	Avg
1	13	GARCIA PEREIRO Asier	ESP	8	6	0.8
2	12	ANDERSON Patrick	CAN	7	4	0.6
2	4	GONCIN Nikola	CAN	7	4	0.6
2	5	GURBULAK Ozgur	TUR	7	4	0.6
5	4	CHOUDHRY Gaz	GBR	8	4	0.5
5	14	MANNING Lee	GBR	8	4	0.5
7	12	SAYARI Mohammadhassan	IRI	6	3	0.5

10 players tied for 8th place with 0.3

OFFENSIVE REBOUNDS

Rk	No.	Name	Team	GP	Total	Avg
1	28	LORENZO DIAZ Manuel	ESP	8	21	2.6
1	14	MANNING Lee	GBR	8	21	2.6
3	9	ZARZUELA BELTRAN Alejandro	ESP	8	20	2.5
4	40	GIM Dong Hyeon	KOR	6	14	2.3
5	12	SAYARI Mohammadhassan	IRI	6	13	2.2
6	12	ANDERSON Patrick	CAN	7	14	2.0
7	10	MOHAMMAD NEZHAD Mohammad	IRI	6	12	2.0
8	23	CHO Seung Hyun	KOR	5	10	2.0
9	7	NORRIS Shaun	AUS	7	13	1.9

2 players tied for 10th place with 1.8



Individual Statistics

個人統計

As of SUN 5 SEP 2021 at 14:03

DEFENSIVE REBOUNDS

Rk	No.	Name	Team	GP	Total	Avg
1	12	ANDERSON Patrick	CAN	7	77	11.0
2	13	GARCIA PEREIRO Asier	ESP	8	77	9.6
3	14	MANNING Lee	GBR	8	74	9.3
4	2	CHOKAI Renshi	JPN	8	73	9.1
5	4	GONCIN Nikola	CAN	7	61	8.7
6	12	SAYARI Mohammadhassan	IRI	6	47	7.8
7	40	GIM Dong Hyeon	KOR	6	45	7.5
8	14	DIAZ Daniel	COL	6	42	7.0
9	13	ZIDI Omar	ALG	6	41	6.8
10	5	GURBULAK Ozgur	TUR	7	47	6.7

PLUS / MINUS

Rk	No.	Name	Team	GP	Total	Avg
1	16	JENIFER Trevon	USA	8	118	14.8
2	2	WILLIAMS Jacob	USA	8	113	14.1
3	10	BLAIR Jannik	AUS	7	81	11.6
4	7	NORRIS Shaun	AUS	7	77	11.0
5	33	BOIE John	USA	8	82	10.3
5	5	STIX SOTO Daniel	ESP	8	82	10.3
7	5	LATHAM Bill	AUS	6	59	9.8
8	13	GARCIA PEREIRO Asier	ESP	8	70	8.8
9	11	SERIO Steve	USA	8	69	8.6
10	9	SCOTT Matt	USA	8	68	8.5

Note:

All players must have featured in at least 50% of competition days played.

Legend:

%	Shooting Percentage	Avg.	Average per Game	Def.	Defensive Rebounds	GP	Games Played
M / A	Made / Attempts	No.	Uniform Number	Off.	Offensive Rebounds	RK	Rank



Medallists

メダリスト

GOLD	SILVER	BRONZE
NED - Netherlands 1 TAGGENBROCK Anouk 2 ARTS Ilse 4 van HEES Sylvana 5 FRELINK Lindsay 6 VISSER Jitske 8 van der SPRONG Julia 9 KRAMER Bo 10 WIMMENHOEVE Xena 11 KORVER Cher 12 PRONK Saskia 14 de ROOIJ Carina 15 BEIJER Mariska	CHN - China 5 CHEN Xuejing 6 ZHANG Xuemei 7 ZHANG Tonglei 8 LYU Guidi 9 LIN Suiling 10 HUANG Xiaolian 11 DAI Jiameng 12 LEI Tianjiao 13 CHEN Wenli 15 YANG Yan 16 DENG Mingzhu 23 CHEN Meier	USA - United States 1 IBANEZ Alejandra 3 BAULEKE Abigail 4 VORIS Zoe 5 HUNTER Darlene 7 ASLAKSON Josie 8 SCHNEIDER Natalie 15 HOLLERMANN Rose 21 EATON Kaitlyn 24 ZURBRUGG Lindsey 43 MOODY Bailey 54 GONZALEZ Ixhelt 55 RYAN Courtney



Tournament Summary

大会概況

As of SAT 4 SEP 2021 at 21:57

Today's Matches

Phase	Teams	Start Time	Venue	Final	Q1	Q2	Q3	Q4
Bronze Medal Match	GER vs USA	17:45	Ariake Arena	51 - 64	13 - 20	12 - 11	14 - 13	12 - 20
Gold Medal Match	NED vs CHN	20:30	Ariake Arena	50 - 31	9 - 12	12 - 2	12 - 6	17 - 11

Group A							Matches			Points			Class. Points
Rank		GER	CAN	JPN	GBR	AUS	Played	Won	Lost	For	Against	Diff.	
1	GER		59-57	59-54	53-35	77-58	4	4	0	248	204	+44	8
2	CAN	57-59		61-35	73-54	76-37	4	3	1	267	185	+82	7
3	JPN	54-59	35-61		54-48	73-47	4	2	2	216	215	+1	6
4	GBR	35-53	54-73	48-54		75-38	4	1	3	212	218	-6	5
5	AUS	58-77	37-76	47-73	38-75		4	0	4	180	301	-121	4

Group B							Matches			Points			Class. Points
Rank		CHN	NED	USA	ESP	ALG	Played	Won	Lost	For	Against	Diff.	
1	CHN		45-38	42-41	46-29	74-25	4	4	0	207	133	+74	8
2	NED	38-45		68-58	63-24	109-18	4	3	1	278	145	+133	7
3	USA	41-42	58-68		68-34	62-21	4	2	2	229	165	+64	6
4	ESP	29-46	24-63	34-68		80-8	4	1	3	167	185	-18	5
5	ALG	25-74	18-109	21-62	8-80		4	0	4	72	325	-253	4





Tournament Summary

大会概況

As of SAT 4 SEP 2021 at 21:57

Classification

Playoff 5-6

CAN - 68	
Game 66 3 SEP	CAN - 5th
JPN - 49	JPN - 6th

Playoff 7-8

ESP - 43	
Game 62 2 SEP	GBR - 7th
GBR - 62	ESP - 8th

Playoff 9-10

AUS - 71	
Game 51 31 AUG	AUS - 9th
ALG - 32	ALG - 10th

Legend:

Class. Classification
GP Games Played

CRx Position in combined ranking table
Qx Quarter Time

Diff. Difference
W/L Win/Loss



Results

結果

REVISED
25 AUG 19:13

Game 1

ALG 25 vs 74 CHN (13-19, 6-23, 2-24, 4-8)

Game Duration: 1:28

Referee: LAPOINTE Alexandre

Commissioner: van MEURS Nathalie

Umpires: NIKAIIDO Shunsuke; TAHMASIAN Gheghard

Scoring by 5 min intervals:	ALG	Q1	Q2	Q3	Q4	CHN
	8	13	17	21	25	13
	7	19	31	54	68	25
			19	66	74	

ALG - Algeria

No.	Name	Sport Class	MIN	Field Goals		2 Points		3 Points		Free Throws		Rebounds			AS	TO	ST	BS	PF	FD	+/-	PTS		
				M/A	%	M/A	%	M/A	%	M/A	%	OR	DR	TOT										
4	MEHIMDA Nebia	3.0	1:29										1	1								1	0	
5	KHEDIR Naoual	4.0	DNP																					
6	GHOUL Yamina	1.5	DNP																					
7	BELHADEF Hafida	4.0	DNP																					
*8	BOUZIDI Fatima	1.0	40:00										2	2	1				1				-49	0
*9	KHEMGANI Djamilia (C)	4.0	40:00	6/18	33	5/8	63	1/10	10			2	2	2	8			1	1				-49	13
*11	SEMATI Dahbia	1.5	40:00									3	3		2			2	1				-49	0
*12	ZAIRI Kheira	4.0	23:11	1/9	11	1/6	17	0/3	0			1	7	8	1	3		2	2				-23	2
13	SELLAMI Zohra	2.5	12:35									2	2		2					1			-24	0
14	ABDELALI Samiha	4.5	27:17	3/11	27	3/8	38	0/3	0			5	5	3	4			3					-27	6
*15	BOUBLAL Nourhane	2.5	15:28	2/4	50	2/4	50					3	3		1								-25	4
Team / Coach																								
Totals				12/42	29	11/26	42	1/16	6			1	25	26	7	30			10	3			-49	25
Coach		TAGHICHE Ahmed																						
Assistant Coach		HOURLI Youcef																						

CHN - China

No.	Name	Sport Class	MIN	Field Goals		2 Points		3 Points		Free Throws		Rebounds			AS	TO	ST	BS	PF	FD	+/-	PTS	
				M/A	%	M/A	%	M/A	%	M/A	%	OR	DR	TOT									
*5	CHEN Xuejing	1.0	20:00	0/1	0	0/1	0					1	1			1				1	23	0	
*6	ZHANG Xuemei	4.0	20:00	9/16	56	9/16	56			2/3	67	2	1	3	1	1	3		1	3	23	20	
*7	ZHANG Tonglei	1.0	30:00	2/4	50	2/4	50					2	2	9		3				1	45	4	
8	LYU Guidi	4.0	20:00	6/8	75	6/8	75			0/2	0	2	4	6	3					1	26	12	
*9	LIN Suiling (C)	3.0	30:00	7/14	50	7/13	54	0/1	0			3	3	10	1	2					45	14	
10	HUANG Xiaolian	2.0	10:00	1/7	14	1/7	14					4	4	1							4	2	
*11	DAI Jiameng	4.5	30:00	7/13	54	7/13	54			2/3	67	1	4	5	2	1	2		1	3	45	16	
12	LEI Tianjiao	4.5	10:00	2/3	67	2/3	67					3	3	1	1				1		4	4	
13	CHEN Wenli	1.5	10:00	0/3	0	0/3	0					2	2	4							4	0	
15	YANG Yan	4.0	DNP																				
16	DENG Mingzhu	2.0	DNP																				
23	CHEN Meier	1.5	20:00	1/2	50	1/2	50					1	1	2	2						26	2	
Team / Coach																							
Totals				35/71	49	35/70	50	0/1	0	4/8	50	12	25	37	29	4	11			3	9	49	74
Coach		CHEN Qi																					
Assistant Coach		HAN Yan																					

	ALG	CHN
Points from Turnovers	4	35
Points in the Paint	14 (7/11) 64%	46 (23/34) 68%
Second Chance Points		12
Fast Break Points	2	14
Bench Points	6	20

	ALG	CHN
Biggest Lead	5	49
Biggest Scoring Run	4-0 (6-1)	24-0 (21-66)
Lead Changes		3
Times Tied		1
Time Leading	5:35	33:37

Legend:			
%	Shooting Percentage	(C)	Captain
BS	Blocked Shots	DNP	Did Not Play
MIN	Minutes Played	No.	Uniform Number
Qx	Quarter Time	ST	Steals
*	Game Starters	DR	Defensive Rebounds
+/-	Plus-Minus	OR	Offensive Rebounds
AS	Assists	PF	Fouls
M/A	Made / Attempts	TOT	Total Rebounds
PTS	Points		

Please note due to an error on the part of the Algerian administration, the Algerian women's wheelchair basketball team has a change to the playing number of 2 players. In future #14 is Samiha ABDELALI and #15 Nourhane BOUBLAL



Results

結果

Game 2

NED 68 vs 58 USA
(14-16, 20-20, 16-16, 18-6)

Game Duration: 1:22

Referee: URUNUELA Juan

Commissioner: ANG Kean Koo

Umpires: ROSENBERG Helen; ZAMPONI Maurizio

Scoring by 5 min intervals:	NED	Q1	Q2	Q3	Q4	USA
		10 14	24 34	40 50	58 68	
		10 16	23 36	44 52	54 58	

NED - Netherlands

No.	Name	Sport Class	MIN	Field Goals		2 Points		3 Points		Free Throws		Rebounds			AS	TO	ST	BS	PF	FD	+/-	PTS	
				M/A	%	M/A	%	M/A	%	M/A	%	OR	DR	TOT									
1	TAGGENBROCK Anouk	2.5	DNP																				
*2	ARTS Ilse	1.5	30:53	1/3	33	1/3	33					1	1	1		1			1			8	2
4	van HEES Sylvana	1.5	DNP																				
5	FRELINK Lindsay	2.0	9:07	1/2	50	1/2	50					2		2					1			2	2
*6	VISSER Jitske	1.0	40:00	1/6	17	1/6	17			2/2	100	1	1	2	12		1		1	1	10	4	
8	van der SPRONG Julia	3.5	DNP																				
*9	KRAMER Bo	4.5	40:00	8/20	40	8/17	47	0/3	0	4/6	67	1	8	9	7	1				5	10	20	
10	WIMMENHOEVE Xena	4.0	DNP																				
11	KORVER Cher	2.5	9:07	1/2	50	1/2	50					1	2	3	3							2	2
12	PRONK Saskia	1.0	DNP																				
*14	de ROOIJ Carina (C)	3.0	30:53	5/10	50	5/10	50					2	2	4	4	2			2	1	8	10	
*15	BEIJER Mariska	4.0	40:00	12/23	52	12/23	52			4/6	67	3	9	12	4	1	2		2	4	10	28	
Team / Coach												1	1	2									
Totals				29/66	44	29/63	46	0/3	0	10/14	71	11	24	35	31	4	4		7	11	10	68	
Coach		van der LINDEN Gertjan																					
Assistant Coach		SLOOF Irene																					

USA - United States

No.	Name	Sport Class	MIN	Field Goals		2 Points		3 Points		Free Throws		Rebounds			AS	TO	ST	BS	PF	FD	+/-	PTS	
				M/A	%	M/A	%	M/A	%	M/A	%	OR	DR	TOT									
1	IBANEZ Alejandra	2.5	DNP																				
3	BAULEKE Abigail	1.5	DNP																				
4	VORIS Zoe	3.5	DNP																				
*5	HUNTER Darlene	1.0	35:01	1/2	50	1/2	50					5	5		1	1			3			-13	2
7	ASLAKSON Josie	1.0	4:59									1	1								3	0	
*8	SCHNEIDER Natalie (C)	4.5	40:00	4/5	80	4/5	80					1	8	9	1	1			1	2	-10	8	
*15	HOLLERMANN Rose	3.5	40:00	5/10	50	4/8	50	1/2	50	3/3	100	1	8	9	11	1	1		1	2	-10	14	
21	EATON Kaitlyn	1.5	DNP																				
*24	ZURBRUGG Lindsey	2.5	40:00	10/22	45	10/20	50	0/2	0			1	1	2	4	1			2	1	-10	20	
43	MOODY Bailey	4.0	DNP																				
54	GONZALEZ Ixhelt	4.5	DNP																				
*55	RYAN Courtney	2.0	40:00	7/17	41	7/17	41					2	2	12	2	1			4	2	-10	14	
Team / Coach												2	2	12	2	1			4	2	-10	14	
Totals				27/56	48	26/52	50	1/4	25	3/3	100	3	27	30	28	11	3		11	7	-10	58	
Coach		JOHNSON Lawrence																					
Assistant Coach		SPANGLER Amy										KRAMER Adam											

	NED	USA
Points from Turnovers	8	4
Points in the Paint	38 (19/36) 53%	20 (10/18) 56%
Second Chance Points	6	
Fast Break Points	2	
Bench Points	4	

	NED	USA
Biggest Lead	12	6
Biggest Scoring Run	8-0 (68-56)	6-0 (10-14)
Lead Changes		10
Times Tied		12
Time Leading	8:52	21:30

Legend:			
%	Shooting Percentage	(C)	Captain
BS	Blocked Shots	DNP	Did Not Play
MIN	Minutes Played	No.	Uniform Number
Qx	Quarter Time	ST	Steals
*	Game Starters	DR	Defensive Rebounds
		OR	Offensive Rebounds
		TO	Turnovers
+/-	Plus-Minus	FD	Fouls Drawn
		PF	Fouls
		TOT	Total Rebounds
AS	Assists	M/A	Made / Attempts
		PTS	Points



Results

結果

Game 3

GBR 54 vs 73 CAN

(14-11, 15-15, 10-19, 15-28)

Game Duration: 1:34

Referee: HARGREAVES Darrell

Commissioner: MAGALLANES Juan

Umpires: RADYKAS Linas; ETZELMUELLER Erik

Scoring by 5 min intervals:	GBR	Q1		Q2		Q3		Q4	
		CAN	10	14	20	29	35	39	47
		6	11	20	26	35	45	57	73

GBR - Great Britain

No.	Name	Sport Class	MIN	Field Goals		2 Points		3 Points		Free Throws		Rebounds			AS	TO	ST	BS	PF	FD	+/-	PTS		
				M/A	%	M/A	%	M/A	%	M/A	%	OR	DR	TOT										
4	MOORE Charlotte	1.0	37:51	4/12	33	4/12	33					3	1	4	3					1	-16	8		
*5	CARRIGILL Sophie	1.0	19:58	1/3	33	1/3	33						4	4	1	1			1		-14	2		
6	BELL Michaela	1.5	DNP																					
*7	FREEMAN Helen	4.0	32:27	1/8	13	1/6	17	0/2	0			1	2	3	7	1			3		-12	2		
*8	WILLIAMS Laurie	2.5	22:11	4/9	44	4/9	44						1	1	3	1			2		-8	8		
9	HAMER Judith	4.0	14:02	3/6	50	3/6	50			1/2	50								1	1	-17	7		
*10	CONROY Amy (C)	4.0	16:17	2/8	25	2/8	25					1	3	4	4	2			2	3	-4	4		
*11	THOMPSON Madeleine	4.0	19:59	5/10	50	5/9	56	0/1	0	1/1	100								3	3	1	11		
12	ROBINSON Lucy	4.5	DNP																					
13	FITZPATRICK Siobhan	3.0	DNP																					
*14	HAIZELDEN Joy	2.5	16:27	3/5	60	3/5	60					2	2	4	1	4			1	2	-12	6		
15	LOVE Robyn	3.5	20:48	3/10	30	3/10	30					3	4	7	3				2	1	-13	6		
Team / Coach																5	7	12	3					
Totals				26/71	37	26/68	38	0/3	0	2/3	67	15	24	39	22	12				15	11	-19	54	
Coach		FISHER Simon																						
Assistant Coach		THOMPSON Madeleine																						

CAN - Canada

No.	Name	Sport Class	MIN	Field Goals		2 Points		3 Points		Free Throws		Rebounds			AS	TO	ST	BS	PF	FD	+/-	PTS		
				M/A	%	M/A	%	M/A	%	M/A	%	OR	DR	TOT										
4	LALONDE Rosalie	3.0	23:01	7/10	70	7/9	78	0/1	0	6/7	86	3		3	3	1	2		3	4	18	20		
*5	TESSIER Elodie	2.5	16:59	1/2	50	1/2	50									1			1		1	2		
*6	YOUNG Arinn	4.5	26:59	5/11	45	5/9	56	0/2	0	2/4	50		5	5	6		1	1	1	3	14	12		
7	OUELLET Cindy (C)	3.5	13:01	1/5	20	1/5	20			1/2	50	1	2	3	3	1				1	5	3		
*8	STEEVES Tamara	1.5	19:08	1/4	25	1/4	25					3	1	4	3	1	1		3		-1	2		
9	DUPLESSIS Danielle	4.5	DNP																					
*10	LAI Puisand	1.0	30:52	1/4	25	1/4	25					1		1							17	2		
11	LLANES Tara	1.5	10:52	0/1	0	0/1	0						2	2							7	0		
12	BERUBE Sandrine	4.5	DNP																					
*13	DANDENEAU Kathleen	4.5	40:00	13/24	54	12/19	63	1/5	20	5/9	56	4	16	20	11	4	3		3	7	19	32		
15	HAWTIN Melanie	1.0	19:08	0/1	0	0/1	0						1	1							15	0		
Team / Coach																1	2	3	2					
Totals				29/62	47	28/54	52	1/8	13	14/22	64	13	29	42	26	9	8	1	11	15	19	73		
Coach		DUCHARME Marc Antoine																						
Assistant Coach		CASS Simon										NORDELL Darrell												

	GBR	CAN
Points from Turnovers	7	16
Points in the Paint	28 (14/35) 40%	38 (19/38) 50%
Second Chance Points	10	17
Fast Break Points		10
Bench Points	21	23

	GBR	CAN
Biggest Lead	8	19
Biggest Scoring Run	10-0 (14-6)	16-0 (35-45)
Lead Changes		4
Times Tied		7
Time Leading	19:24	15:47

Legend:			
%	Shooting Percentage	(C)	Captain
BS	Blocked Shots	DNP	Did Not Play
MIN	Minutes Played	No.	Uniform Number
Qx	Quarter Time	ST	Steals
*	Game Starters	DR	Defensive Rebounds
+/-	Plus-Minus	OR	Offensive Rebounds
AS	Assists	PF	Fouls
M/A	Made / Attempts	TOT	Total Rebounds
PTS	Points		



Results

結果

Game 4

AUS 47 vs 73 JPN
(14-16, 14-18, 11-18, 8-21)

Game Duration: 1:31

Referee: VILLARD Celine

Commissioner: SCHOEMAN Andrew

Umpires: TAHMASIAN GEGHARD; LAPOINTE ALEXANDRE

Scoring by 5 min intervals:	AUS JPN	Q1		Q2		Q3		Q4	
		6	14	22	28	34	39	43	47
		7	16	18	34	44	52	63	73

AUS - Australia

No.	Name	Sport Class	MIN	Field Goals		2 Points		3 Points		Free Throws		Rebounds			AS	TO	ST	BS	PF	FD	+/-	PTS										
				M/A	%	M/A	%	M/A	%	M/A	%	OR	DR	TOT																		
4	VINCI Sarah	1.0	14:10	1/2	50	1/2	50					1	1	2	1		1				-4	2										
5	CRONJE Jess	4.0	5:13	2/2	100	2/2	100								1						-7	4										
*6	DODD Hannah	1.0	25:36	0/5	0	0/5	0					1		1	2	1		1	2	-17	0											
*7	CRONAU Shelley	2.5	21:52	1/2	50	1/2	50						3	3	2	2		4	1	-17	2											
*8	MUNRO-COOK Georgia (C)	4.5	35:32	7/18	39	7/18	39			2/7	29		9	9	3	7		1	6	-21	16											
10	MELLBERG Bree	3.0	17:39	1/3	33	1/3	33			1/2	50		1	1		2	1	1	2	-7	3											
13	OVENS Taishar	1.0	3:18												1			1		-5	0											
*14	SABLJAK Ella	1.0	21:50	1/2	50	1/2	50						1	1				1		-21	2											
*15	MERRITT Amber	4.5	36:55	9/25	36	9/25	36					8	11	19	4	6	2	1	1	3	-24	18										
21	FRIDAY Mary	1.0	12:01	0/1	0	0/1	0								1	1		1	1	-3	0											
22	MARTIN Isabel	1.0	3:05												1	1				-2	0											
23	ALEXANDER Natalie	2.5	2:49																	-2	0											
Team / Coach												1	1	2		2																
Totals				22/60	37	22/60	37				3/9	33	11	27	38	14	24	7	1	11	15	-26	47									
Coach		FRIDAY Craig																														
Assistant Coach		CAMPBELL Craig										GRAHAM Sarah																				

JPN - Japan

No.	Name	Sport Class	MIN	Field Goals		2 Points		3 Points		Free Throws		Rebounds			AS	TO	ST	BS	PF	FD	+/-	PTS										
				M/A	%	M/A	%	M/A	%	M/A	%	OR	DR	TOT																		
2	ZAIMA Izumi	1.0	13:40																2		10	0										
*4	YANAGIMOTO Amane	2.5	29:06	4/8	50	4/8	50			0/2	0	1	1	2	1	1	1		1	3	18	8										
5	HIRAI Miki	2.5	4:37	1/2	50	1/2	50					1		1		1					5	2										
7	TSUCHIDA Mayumi	4.0	7:05	3/6	50	3/6	50			1/1	100		1	1	1	1	1		2		6	7										
*10	HAGINO Mayo	1.5	39:01	6/7	86	6/7	86						3	3	6	2	3		3	2	28	12										
*12	FUJII Ikumi (C)	4.0	25:26	6/15	40	6/15	40			1/2	50	1	5	6	9	1	2		1	2	19	13										
14	SHIMIZU Chinami	3.0	2:36									1		1							5	0										
*15	AMIMOTO Mari	4.5	30:19	6/14	43	6/14	43			1/1	100	1	10	11	11	5	2		3	2	15	13										
18	KITADA Chihiro	4.5	17:10	8/14	57	8/12	67	0/2	0				6	6	3	3	2				12	16										
*19	KITAMA Yui	1.0	20:14	0/2	0	0/2	0					1		1					3		8	0										
22	YASUO Emi	2.0	7:05										1	1					1		6	0										
88	ODAJIMA Rie	2.5	3:41	1/3	33	1/3	33					1	1	2							-2	2										
Team / Coach												3	2	5																		
Totals				35/71	49	35/69	51	0/2	0	3/6	50	10	30	40	31	14	11		14	11	26	73										
Coach		IWASA Yoshiaki																														
Assistant Coach		TACHIBANA Kaori										YAMASAKI Sayaka																				

	AUS	JPN
Points from Turnovers	11	25
Points in the Paint	40 (20/42) 48%	48 (24/42) 57%
Second Chance Points	4	10
Fast Break Points	6	16
Bench Points	9	27

	AUS	JPN
Biggest Lead	4	28
Biggest Scoring Run	6-0 (22-18)	10-0 (28-40)
Lead Changes		12
Times Tied		4
Time Leading	7:32	28:27

Legend:			
%	Shooting Percentage	(C)	Captain
BS	Blocked Shots	DR	Defensive Rebounds
No.	Uniform Number	OR	Offensive Rebounds
ST	Steals	TO	Turnovers
*	Game Starters	FD	Fouls Drawn
+/-	Plus-Minus	PF	Fouls
M/A	Made / Attempts	PTS	Points
AS	Assists	MIN	Minutes Played
Qx	Quarter Time	TOT	Total Rebounds



Results

結果

Game 6

GER 77 vs 58 AUS
(24-13, 21-12, 7-14, 25-19)

Attendance: 360
Game Duration: 1:43

Referee: HSIEH Shu-Fei

Commissioner: ANG Kean Koo

Umpires: WOOD Ben; PAJER Tomas

Scoring by 5 min intervals:	GER AUS	Q1		Q2		Q3		Q4	
		15	24	39	45	48	52	63	77
		5	13	13	25	34	39	45	58

GER - Germany

No.	Name	Sport Class	MIN	Field Goals		2 Points		3 Points		Free Throws		Rebounds			AS	TO	ST	BS	PF	FD	+/-	PTS
				M/A	%	M/A	%	M/A	%	M/A	%	OR	DR	TOT								
*4	MILLER Mareike (C)	4.5	34:37	12/18	67	12/18	67			6/12	50	2	9	11	8	4	4		3	9	25	30
5	WELIN-RYKLIN Johanna	2.0	DNP																			
6	WEISS Catharina	1.0	23:43	1/3	33	1/3	33						1	1					1		16	2
*7	PATZWALD Anne	1.0	30:41	2/5	40	2/5	40					1	1	2					2		7	4
*8	LANG Katharina	4.5	26:45	5/11	45	5/11	45			4/5	80	1	8	9	8	1	3	1		3	12	14
9	FUERST Laura	2.0	12:21	3/3	100	3/3	100					1	1	2	3	1			2	1	18	6
10	BERGENTHAL Lisa	3.5	2:04												1						0	0
11	LINDHOLM Maya	2.5	14:10	3/5	60	3/5	60						2	2	2				1		4	6
*12	BREUER Annabel	1.5	23:32	2/3	67	2/3	67			1/2	50	1		1	1	2	1		4	1	15	5
*13	MAYER Svenja	2.5	15:33	1/5	20	1/5	20								1					1	-3	2
14	KNIPPELMEYER Lena	4.5	5:14												2				2		-9	0
15	GROSS Barbara	4.5	11:20	4/5	80	4/5	80						1	1	2						10	8
Team / Coach													1	1								
Totals				33/58	57	33/58	57			11/19	58	6	24	30	28	9	8	1	15	15	19	77
Coach		NOHL Dennis																				
Assistant Coach		HOPP Andre																				

AUS - Australia

No.	Name	Sport Class	MIN	Field Goals		2 Points		3 Points		Free Throws		Rebounds			AS	TO	ST	BS	PF	FD	+/-	PTS	
				M/A	%	M/A	%	M/A	%	M/A	%	OR	DR	TOT									
4	VINCI Sarah	1.0	9:16	2/3	67	2/3	67			0/1	0		1	1	1	2			2	2	-4	4	
5	CRONJE Jess	4.0	8:49																	1	-17	0	
*6	DODD Hannah	1.0	30:47	3/8	38	3/8	38			1/2	50		1	1	4	4			3	2	-14	7	
*7	CRONAU Shelley	2.5	30:45	1/7	14	1/7	14					2	1	3	1	3	1		2	1	-22	2	
*8	MUNRO-COOK Georgia (C)	4.5	38:28	6/12	50	6/11	55	0/1	0	2/6	33		7	7	5	2			1	3	-19	14	
10	MELLBERG Bree	3.0	7:00	0/1	0	0/1	0						1	1					2	1	-9	0	
13	OVENS Taishar	1.0	4:50	1/1	100	1/1	100														-2	2	
*14	SABLJAK Ella	1.0	21:23	0/1	0	0/1	0					1		1	3		1		2	1	-18	0	
*15	MERRITT Amber	4.5	30:11	11/16	69	10/14	71	1/2	50	4/6	67	1	9	10	6	3	2		3	4	4	27	
21	FRIDAY Mary	1.0	12:24	1/1	100	1/1	100						1	1		3					-2	2	
22	MARTIN Isabel	1.0	1:20																		2	0	
23	ALEXANDER Natalie	2.5	4:47	0/1	0	0/1	0						1	1							6	0	
Team / Coach													1	1		2							
Totals				25/51	49	24/48	50	1/3	33	7/15	47	5	22	27	20	19	5			15	15	-19	58
Coach		FRIDAY Craig																					
Assistant Coach		CAMPBELL Craig										GRAHAM Sarah											

	GER	AUS
Points from Turnovers	20	9
Points in the Paint	56 (28/44) 64%	34 (17/28) 61%
Second Chance Points	7	5
Fast Break Points	6	2
Bench Points	22	8

	GER	AUS
Biggest Lead	28	
Biggest Scoring Run	19-0 (41-13)	9-0 (41-22)
Lead Changes		
Times Tied		1
Time Leading	39:12	0:00

Legend:			
%	Shooting Percentage	(C)	Captain
BS	Blocked Shots	DNP	Did Not Play
MIN	Minutes Played	No.	Uniform Number
Qx	Quarter Time	ST	Steals
*	Game Starters	DR	Defensive Rebounds
		OR	Offensive Rebounds
		TO	Turnovers
+/-	Plus-Minus	FD	Fouls Drawn
		PF	Fouls
AS	Assists	TOT	Total Rebounds
M/A	Made / Attempts		
PTS	Points		



Results

結果

Game 7

JPN 54 vs 48 GBR

Attendance: 360

Game Duration: 1:30

Referee: REHLING Carsten

Commissioner: van MEURS Nathalie

Umpires: KOC Yekta Sansal; GAUTHIER Sebastien

Scoring by 5 min intervals:		Q1		Q2		Q3		Q4	
JPN		4	12	23	25	31	41	47	54
GBR		8	12	15	21	21	29	41	48

JPN - Japan

No.	Name	Sport Class	MIN	Field Goals		2 Points		3 Points		Free Throws		Rebounds			AS	TO	ST	BS	PF	FD	+/-	PTS
				M/A	%	M/A	%	M/A	%	M/A	%	OR	DR	TOT								
2	ZAIMA Izumi	1.0	10:54																2		2	0
*4	YANAGIMOTO Amane	2.5	20:14	3/7	43	3/7	43						1	1					1	1	-4	6
5	HIRAI Miki	2.5	1:03																		-2	0
7	TSUCHIDA Mayumi	4.0	3:47	1/3	33	1/3	33					1	1	2	1				1		8	2
*10	HAGINO Mayo	1.5	33:12	3/6	50	3/5	60	0/1	0				2	2	5	2	1		2	1	0	6
*12	FUJII Ikumi (C)	4.0	26:10	6/10	60	6/10	60			2/2	100	1	9	10	5	3	2		1	2	2	14
14	SHIMIZU Chinami	3.0	14:56	3/4	75	3/4	75					1	2	3	1	1			2		4	6
*15	AMIMOTO Mari	4.5	36:13	3/11	27	3/10	30	0/1	0	2/4	50		8	8	6	5	1		1	4	-2	8
18	KITADA Chihiro	4.5	13:50	3/8	38	3/8	38			1/3	33		6	6	1	2	3			4	4	7
*19	KITAMA Yui	1.0	29:06	0/1	0	0/1	0					1		1	1	2				1	4	0
22	YASUO Emi	2.0	6:48	0/1	0	0/1	0														6	0
88	ODAJIMA Rie	2.5	3:47	2/3	67	1/2	50	1/1	100				2	2	1				1		8	5
Team / Coach												1	4	5		3						
Totals				24/54	44	23/51	45	1/3	33	5/9	56	5	35	40	22	18	7		11	13	6	54
Coach		IWASA Yoshiaki																				
Assistant Coach		TACHIBANA Kaori										YAMASAKI Sayaka										

GBR - Great Britain

No.	Name	Sport Class	MIN	Field Goals		2 Points		3 Points		Free Throws		Rebounds			AS	TO	ST	BS	PF	FD	+/-	PTS
				M/A	%	M/A	%	M/A	%	M/A	%	OR	DR	TOT								
*4	MOORE Charlotte	1.0	37:05	1/4	25	1/4	25					1	3	4		1	1		2		-10	2
5	CARRIGILL Sophie	1.0	7:30	0/2	0	0/2	0						2	2							-6	0
6	BELL Michaela	1.5	DNP																			
*7	FREEMAN Helen	4.0	30:59	7/16	44	7/12	58	0/4	0				7	7	5	2			4	2	8	14
*8	WILLIAMS Laurie	2.5	35:25	4/11	36	4/11	36			1/2	50	2	4	6	5	5	2		4	1	4	9
9	HAMER Judith	4.0	11:18	3/6	50	3/6	50						2	2					2		-6	6
*10	CONROY Amy (C)	4.0	18:38	4/10	40	4/10	40			1/4	25	1	4	5	1					4	-6	9
11	THOMPSON Madeleine	4.0	10:03	1/4	25	1/4	25								1	1	1			3	-8	2
12	ROBINSON Lucy	4.5	DNP																			
13	FITZPATRICK Siobhan	3.0	DNP																			
*14	HAIZELDEN Joy	2.5	35:25	2/8	25	2/8	25					1	2	3	2	1	1			4	4	
15	LOVE Robyn	3.5	13:37	1/4	25	1/4	25					2		2	1	1	1		1	1	-10	2
Team / Coach												1	2	3								
Totals				23/65	35	23/61	38	0/4	0	2/6	33	8	26	34	15	11	6		13	11	-6	48
Coach		FISHER Simon																				
Assistant Coach		THOMPSON Madeleine																				

	JPN	GBR
Points from Turnovers	6	16
Points in the Paint	20 (10/22) 45%	24 (12/26) 46%
Second Chance Points	4	5
Fast Break Points	2	6
Bench Points	20	10

	JPN	GBR
Biggest Lead	12	4
Biggest Scoring Run	8-0 (23-13)	6-0 (47-43)
Lead Changes		1
Times Tied		3
Time Leading	30:51	6:19

Legend:			
%	Shooting Percentage	(C)	Captain
BS	Blocked Shots	DNP	Did Not Play
MIN	Minutes Played	No.	Uniform Number
Qx	Quarter Time	ST	Steals
*	Game Starters	DR	Defensive Rebounds
		OR	Offensive Rebounds
		TO	Turnovers
+/-	Plus-Minus	FD	Fouls Drawn
		PF	Fouls
AS	Assists	TOT	Total Rebounds
M/A	Made / Attempts		
PTS	Points		



Results

結果

Game 13

USA 68 vs 34 ESP
(18-11, 14-9, 21-11, 15-3)

Game Duration: 1:28

Referee: ZAMPONI Maurizio

Commissioner: TIMMS Janine

Umpires: QUINTANA Matias; RADYKAS Linas

Scoring by 5 min intervals:	USA	Q1	Q2	Q3	Q4	ESP
		8 18	26 32	41 53	61 68	
		4 11	16 20	25 31	31 34	

USA - United States

No.	Name	Sport Class	MIN	Field Goals		2 Points		3 Points		Free Throws		Rebounds			AS	TO	ST	BS	PF	FD	+/-	PTS	
				M/A	%	M/A	%	M/A	%	M/A	%	OR	DR	TOT									
1	IBANEZ Alejandra	2.5	16:22										1	1							2	5	0
3	BAULEKE Abigail	1.5	DNP																				
4	VORIS Zoe	3.5	4:23	0/1	0	0/1	0															7	0
*5	HUNTER Darlene	1.0	22:02	3/6	50	3/6	50					1	2	3	1	1			4	1		21	6
7	ASLAKSON Josie	1.0	17:58	1/3	33	1/3	33						1	1	2							13	2
*8	SCHNEIDER Natalie (C)	4.5	35:40	6/6	100	6/6	100			1/2	50	1	9	10		2		2	2	2	32	13	
*15	HOLLERMANN Rose	3.5	32:04	9/14	64	9/12	75	0/2	0	2/3	67		11	11	8	1		2	3	28	20		
21	EATON Kaitlyn	1.5	DNP																				
*24	ZURBRUGG Lindsey	2.5	27:35	3/11	27	2/9	22	1/2	50	0/2	0		2	2	5	1	1		2	1	33	7	
43	MOODY Bailey	4.0	3:33	1/1	100	1/1	100															-1	2
54	GONZALEZ Ixhelt	4.5	4:20	0/1	0	0/1	0						2	2					1		2	0	
*55	RYAN Courtney	2.0	36:03	9/16	56	9/16	56					1	6	7	7	1	1		1	2	30	18	
Team / Coach												1	3	4									
Totals				32/59	54	31/55	56	1/4	25	3/7	43	4	37	41	24	7	5		12	11	34	68	
Coach		JOHNSON Lawrence																					
Assistant Coach		SPANGLER Amy										KRAMER Adam											

ESP - Spain

No.	Name	Sport Class	MIN	Field Goals		2 Points		3 Points		Free Throws		Rebounds			AS	TO	ST	BS	PF	FD	+/-	PTS	
				M/A	%	M/A	%	M/A	%	M/A	%	OR	DR	TOT									
4	ORTEGA RICO Lourdes	1.0	17:56										1	1		1						-11	0
*6	RUIZ ESCRIBANO Sonia (C)	2.5	30:00	3/8	38	3/7	43	0/1	0	1/2	50			2	5			2	1		-29	7	
8	ZUDAIRE GARCIA Beatriz	3.0	16:55	2/8	25	2/7	29	0/1	0			1	4	5	2	2	1				-11	4	
*9	REVUELTA GARCIA Sara	1.0	22:04										2	2					2		-23	0	
*11	PEREZ GUTIERREZ Virginia	4.0	18:49	3/19	16	2/13	15	1/6	17	1/2	50	2	5	7	2	2	1	1	3	3	-20	8	
12	NUNEZ MILAN Judith	2.0	DNP																				
13	ALONSO VILARINO Maria	4.0	18:09	2/7	29	2/7	29					2	4	6				1			-13	4	
*15	MONTIEL CORTIJO Almudena	2.0	33:05	0/3	0	0/2	0	0/1	0	0/2	0	2	1	3	2	1	1		3	3	-28	0	
44	NAVARRO RODRIGUEZ Gabriela	4.0	6:07	0/2	0	0/2	0						1	1	1						0	0	
51	EGILUZ IBARGUEN Agurtzane	3.0	6:55	0/3	0	0/3	0						1	1					1		-6	0	
*55	LOPEZ CHAVEZ Isabel	4.5	30:00	4/12	33	4/12	33			3/4	75	4	4	8	3	2		1	3	-29	11		
88	RUIZ RUIZ Maria	2.0	DNP																				
Team / Coach												2	3	5									
Totals				14/62	23	13/53	25	1/9	11	5/10	50	13	26	39	12	13	3	1	11	12	-34	34	
Coach		CARRION RUIZ Abraham																					
Assistant Coach		VARGAS AREVALO Marta										BENITEZ SANCHEZ David											

	USA	ESP
Points from Turnovers	12	7
Points in the Paint	44 (22/30) 73%	10 (5/22) 23%
Second Chance Points		2
Fast Break Points	3	
Bench Points	4	8

	USA	ESP
Biggest Lead	37	1
Biggest Scoring Run	19-0 (68-31)	5-0 (10-11)
Lead Changes		2
Times Tied		
Time Leading	39:13	0:30

Legend:			
%	Shooting Percentage	(C)	Captain
BS	Blocked Shots	DNP	Did Not Play
MIN	Minutes Played	No.	Uniform Number
Qx	Quarter Time	ST	Steals
*	Game Starters	DR	Defensive Rebounds
+/-	Plus-Minus	OR	Offensive Rebounds
AS	Assists	PF	Fouls
M/A	Made / Attempts	TOT	Total Rebounds
PTS	Points		



Results

結果

Game 15

CHN 45 vs 38 NED

(10-9, 8-15, 8-0, 19-14)

Game Duration: 1:35

Referee: ROSENBERG Helen

Commissioner: SCHOEMAN Andrew

Umpires: FRONCZAK Adam; HARGREAVES Darrell

Scoring by 5 min intervals:	CHN	Q1	Q2	Q3	Q4	NED
		6 10	12 18	24 26	32 45	
		7 9	17 24	24 24	29 38	

CHN - China

No.	Name	Sport Class	MIN	Field Goals		2 Points		3 Points		Free Throws		Rebounds			AS	TO	ST	BS	PF	FD	+/-	PTS	
				M/A	%	M/A	%	M/A	%	M/A	%	OR	DR	TOT									
5	CHEN Xuejing	1.0	DNP																				
*6	ZHANG Xuemei	4.0	38:45	1/7	14	1/7	14			1/2	50	2	13	15	3	4		2	5	5	7	3	
*7	ZHANG Tonglei	1.0	40:00	5/12	42	5/12	42						2	2	4	2	1		2	1	7	10	
8	LYU Guidi	4.0	20:00	1/2	50	1/2	50						3	3		1			1	2	13	2	
*9	LIN Suiling (C)	3.0	40:00	8/18	44	8/18	44			1/2	50		4	4	4	1	2		2	1	7	17	
10	HUANG Xiaolian	2.0	19:15	5/9	56	5/9	56			1/3	33	2	3	5	1					3	12	11	
*11	DAI Jiameng	4.5	20:45	1/4	25	1/4	25						4	4					2		-5	2	
12	LEI Tianjiao	4.5	DNP																				
13	CHEN Wenli	1.5	DNP																				
15	YANG Yan	4.0	DNP																				
16	DENG Mingzhu	2.0	DNP																				
*23	CHEN Meier	1.5	21:15	0/2	0	0/2	0					1		1	2				1		-6	0	
Team / Coach												1	4	5		4							
Totals					21/54	39	21/54	39			3/7	43	6	33	39	14	12	3	2	13	12	7	45
Coach		CHEN Qi																					
Assistant Coach		HAN Yan																					

NED - Netherlands

No.	Name	Sport Class	MIN	Field Goals		2 Points		3 Points		Free Throws		Rebounds			AS	TO	ST	BS	PF	FD	+/-	PTS	
				M/A	%	M/A	%	M/A	%	M/A	%	OR	DR	TOT									
1	TAGGENBROCK Anouk	2.5	DNP																				
*2	ARTS Ilse	1.5	29:34	1/1	100	1/1	100						4	4	1		1		5		-3	2	
4	van HEES Sylvana	1.5	DNP																				
5	FRELINK Lindsay	2.0	8:05	0/1	0	0/1	0					2		2		1			1	1	-2	0	
*6	VISSER Jitske	1.0	40:00	1/5	20	1/5	20						1	1	2				1	1	-7	2	
8	van der SPRONG Julia	3.5	5:42	0/3	0	0/3	0					1	2	3		1		1		1	-2	0	
*9	KRAMER Bo	4.5	37:39	5/16	31	5/16	31			1/2	50	1	5	6	3	2	1	1	2	4	-5	11	
10	WIMMENHOEVE Xena	4.0	DNP																				
11	KORVER Cher	2.5	23:15	6/13	46	6/12	50	0/1	0			1	3	4	4	4					0	12	
12	PRONK Saskia	1.0	DNP																				
*14	de ROOIJ Carina (C)	3.0	19:06	1/5	20	1/5	20						3	3		3			1	1	-9	2	
*15	BEIJER Mariska	4.0	36:39	3/10	30	3/10	30			3/6	50		7	7	2				2	5	-7	9	
Team / Coach												2	1	3		2							
Totals					17/54	31	17/53	32	0/1	0	4/8	50	7	26	33	12	13	2	2	12	13	-7	38
Coach		van der LINDEN Gertjan																					
Assistant Coach		SLOOF Irene																					

	CHN	NED
Points from Turnovers	15	8
Points in the Paint	10 (5/10) 50%	24 (12/28) 43%
Second Chance Points	6	7
Fast Break Points	4	2
Bench Points	13	12

	CHN	NED
Biggest Lead	9	8
Biggest Scoring Run	12-0 (28-24)	5-0 (14-22)
Lead Changes		5
Times Tied		2
Time Leading	14:31	19:26

Legend:			
%	Shooting Percentage	(C)	Captain
BS	Blocked Shots	DNP	Did Not Play
MIN	Minutes Played	No.	Uniform Number
Qx	Quarter Time	ST	Steals
*	Game Starters	DR	Defensive Rebounds
		OR	Offensive Rebounds
		TO	Turnovers
+/-	Plus-Minus	FD	Fouls Drawn
		PF	Fouls
AS	Assists	TOT	Total Rebounds
M/A	Made / Attempts		
PTS	Points		



Results

結果

Game 18

CAN 61 vs 35 JPN
(13-8, 18-6, 20-11, 10-10)

Game Duration: 1:25

Referee: HSIEH Shu-Fei

Commissioner: van MEURS Nathalie

Umpires: WOOD Ben; CARMONA Hector

Scoring by 5 min intervals:	CAN	Q1	Q2	Q3	Q4	JPN
		7 13	20 31	43 51	61 61	
		2 8	10 14	21 25	31 35	

CAN - Canada

No.	Name	Sport Class	MIN	Field Goals		2 Points		3 Points		Free Throws		Rebounds			AS	TO	ST	BS	PF	FD	+/-	PTS	
				M/A	%	M/A	%	M/A	%	M/A	%	OR	DR	TOT									
*4	LALONDE Rosalie	3.0	26:49	4/11	36	4/11	36			1/2	50	1	1	1	5	1	1		1	2	15	9	
5	TESSIER Elodie	2.5	13:11									1	1	2					3	2	11	0	
*6	YOUNG Arinn	4.5	23:11	5/15	33	4/12	33	1/3	33	2/2	100	1	9	10	6	2	1		2	3	16	13	
*7	OUELLET Cindy (C)	3.5	26:49	5/14	36	5/14	36					3	7	10	4	1	1	1		4	15	10	
*8	STEEVES Tamara	1.5	18:46	4/6	67	4/6	67					1	2	3					1		5	8	
9	DUPLESSIS Danielle	4.5	3:57	0/1	0	0/1	0						1	1	1	2			1		4	0	
10	LAI Puisand	1.0	18:46	0/1	0	0/1	0					1	1								12	0	
11	LLANES Tara	1.5	21:14	1/1	100	1/1	100					2	4	6		4	1		2		21	2	
12	BERUBE Sandrine	4.5	4:49	0/3	0	0/3	0												1		-4	0	
13	DANDENEAU Kathleen	4.5	21:14	8/15	53	5/9	56	3/6	50			2	7	9	5	2	1	1	2	1	21	19	
*15	HAWTIN Melanie	1.0	21:14										1	1							14	0	
Team / Coach												1	4	5									
Totals				27/67	40	23/58	40	4/9	44	3/4	75	13	36	49	21	12	6	2	13	12	26	61	
Coach		DUCHARME Marc Antoine																					
Assistant Coach		CASS Simon										NORDELL Darrell											

JPN - Japan

No.	Name	Sport Class	MIN	Field Goals		2 Points		3 Points		Free Throws		Rebounds			AS	TO	ST	BS	PF	FD	+/-	PTS	
				M/A	%	M/A	%	M/A	%	M/A	%	OR	DR	TOT									
2	ZAIMA Izumi	1.0	9:02	0/1	0	0/1	0														-10	0	
*4	YANAGIMOTO Amane	2.5	24:08	2/8	25	2/7	29	0/1	0			2	2	4		1			3	4	-26	4	
5	HIRAI Miki	2.5	1:38																		0	0	
7	TSUCHIDA Mayumi	4.0	11:57	3/5	60	3/5	60			2/2	100	1	3	4	1	2			1	2	5	8	
*10	HAGINO Mayo	1.5	35:21	0/7	0	0/6	0	0/1	0			2	2	4	2	2			2	1	-22	0	
*12	FUJII Ikumi (C)	4.0	22:11	5/14	36	5/14	36					1	5	6	1	1			1		-17	10	
14	SHIMIZU Chinami	3.0	3:43													1					4	0	
*15	AMIMOTO Mari	4.5	23:24	0/6	0	0/6	0			1/2	50	1	7	8	5	3			1	2	-27	1	
18	KITADA Chihiro	4.5	22:28	4/16	25	4/13	31	0/3	0				5	5	1	1	1		2	3	-13	8	
*19	KITAMA Yui	1.0	26:27										2	2							-15	0	
22	YASUO Emi	2.0	9:10									1	1	1	1				1	2	-5	0	
88	ODAJIMA Rie	2.5	10:31	2/5	40	2/5	40						1	1	1				1		-4	4	
Team / Coach												1	1	3									
Totals				16/62	26	16/57	28	0/5	0	3/4	75	9	27	36	12	14	1			12	14	-26	35
Coach		IWASA Yoshiaki																					
Assistant Coach		TACHIBANA Kaori										YAMASAKI Sayaka											

	CAN	JPN
Points from Turnovers	15	8
Points in the Paint	40 (20/40) 50%	14 (7/25) 28%
Second Chance Points	4	6
Fast Break Points	8	6
Bench Points	21	20

	CAN	JPN
Biggest Lead	34	
Biggest Scoring Run	12-0 (59-25)	6-0 (59-31)
Lead Changes		
Times Tied		1
Time Leading	37:57	0:00

Legend:			
%	Shooting Percentage	(C)	Captain
BS	Blocked Shots	DR	Defensive Rebounds
No.	Uniform Number	OR	Offensive Rebounds
ST	Steals	TO	Turnovers
*	Game Starters	FD	Fouls Drawn
+/-	Plus-Minus	PF	Fouls
M/A	Made / Attempts	TOT	Total Rebounds
PTS	Points	AS	Assists
		MIN	Minutes Played
		Qx	Quarter Time



Results

結果

Game 19

NED 109 vs 18 ALG

(23-0, 34-12, 22-6, 30-0)

Game Duration: 1:23

Referee: ONO Hiroki

Commissioner: MAGALLANES Juan

Umpires: GAMEZ Mauricio; PEIC Krunoslav

Scoring by 5 min intervals:	NED	Q1		Q2		Q3		Q4	
		ALG	16	23	33	57	67	79	93
		0	0	4	12	16	18	18	18

NED - Netherlands

No.	Name	Sport Class	MIN	Field Goals		2 Points		3 Points		Free Throws		Rebounds			AS	TO	ST	BS	PF	FD	+/-	PTS	
				M/A	%	M/A	%	M/A	%	M/A	%	OR	DR	TOT									
1	TAGGENBROCK Anouk	2.5	8:00	1/1	100	1/1	100						1	1							24	2	
*2	ARTS Ilse	1.5	9:18												1	2	1		1		21	0	
4	van HEES Sylvana	1.5	10:30												1		1				24	0	
5	FRELINK Lindsay	2.0	11:32	2/3	67	2/3	67								2						22	4	
*6	VISSER Jitske	1.0	13:52	1/1	100	1/1	100								1	1					30	2	
8	van der SPRONG Julia	3.5	19:09	5/7	71	5/7	71					1	8	9	5	1	1	1	1		46	10	
*9	KRAMER Bo	4.5	19:42	6/11	55	6/11	55			1/2	50	3	4	7	11	1	5	1		1	53	13	
10	WIMMENHOEVE Xena	4.0	20:18	4/12	33	4/12	33			0/2	0	4	3	7	2	1			1	1	38	8	
11	KORVER Cher	2.5	23:26	10/16	63	10/16	63			3/3	100	1	4	5	8	1	4			2	58	23	
12	PRONK Saskia	1.0	19:53												1					1	47	0	
*14	de ROOIJ Carina (C)	3.0	21:15	6/10	60	6/10	60			2/2	100	1	1	2	4		2		3	5	45	14	
*15	BEIJER Mariska	4.0	23:05	16/22	73	15/19	79	1/3	33			1	10	11	4	1	2	2	3	3	47	33	
Team / Coach															4	3	7						
Totals				51/83	61	50/80	63	1/3	33	6/9	67	15	34	49	40	7	17	4	10	9	91	109	
Coach		van der LINDEN Gertjan																					
Assistant Coach		SLOOF Irene																					

ALG - Algeria

No.	Name	Sport Class	MIN	Field Goals		2 Points		3 Points		Free Throws		Rebounds			AS	TO	ST	BS	PF	FD	+/-	PTS	
				M/A	%	M/A	%	M/A	%	M/A	%	OR	DR	TOT									
*4	MEHIMDA Nebia	3.0	14:39	0/1	0	0/1	0					1	2	3	1			1	1	1	-27	0	
5	KHEDIR Naoual	4.0	4:42	1/2	50	1/2	50								2	1					-16	2	
6	GHOUL Yamina	1.5	3:05							0/2	0									1	-10	0	
7	BELHADEF Hafida	4.0	7:11	0/3	0	0/3	0									1					-22	0	
*8	BOUZIDI Fatima	1.0	40:00	1/5	20	1/5	20			0/1	0	2	3	5	2			1	1	-91	2		
*9	KHEMGANI Djamilia (C)	4.0	35:18	3/21	14	2/10	20	1/11	9			2	4	6	2	9		2	3	-75	7		
*11	SEMATI Dahbia	1.5	36:55	0/2	0	0/2	0			1/2	50	2	2	2	1	1			1	2	-81	1	
*12	ZAIRI Kheira	4.0	12:45	0/3	0	0/2	0	0/1	0			1	2	3	4	1					-28	0	
13	SELLAMI Zohra	2.5	7:03												2				1		-22	0	
14	ABDELALI Samiha	2.5	18:18	0/3	0	0/3	0					1	1	6	1			1	2	-42	0		
15	BOUBLAL Nourhane	4.5	20:04	3/14	21	3/13	23	0/1	0			2	2	2		1		1			-41	6	
Team / Coach															3	2	5						
Totals				8/54	15	7/41	17	1/13	8	1/5	20	11	16	27	6	35	3	1	8	10	-91	18	
Coach		TAGHICHE Ahmed																					
Assistant Coach		HOURI Youcef																					

	NED	ALG
Points from Turnovers	49	
Points in the Paint	92 (46/68) 68%	8 (4/19) 21%
Second Chance Points	13	2
Fast Break Points	40	
Bench Points	47	8

	NED	ALG
Biggest Lead	91	
Biggest Scoring Run	32-0 (109-18)	3-0 (67-16)
Lead Changes		
Times Tied		
Time Leading	39:51	0:00

Legend:			
%	Shooting Percentage	(C)	Captain
BS	Blocked Shots	DR	Defensive Rebounds
No.	Uniform Number	OR	Offensive Rebounds
ST	Steals	TO	Turnovers
*	Game Starters	FD	Fouls Drawn
+/-	Plus-Minus	PF	Fouls
M/A	Made / Attempts	PTS	Points
AS	Assists	MIN	Minutes Played
Qx	Quarter Time		



Results

NOT VALIDATED

結果

Game 21

ESP 29 vs 46 CHN
(6-16, 10-8, 7-12, 6-10)

Attendance: 8
Game Duration: 1:35

Referee: TAHMASIAN Geghard

Commissioner: SCHOEMAN Andrew

Umpires: ETZELMUELLER Erik; VILLARD Celine

Scoring by 5 min intervals:	ESP CHN	Q1		Q2		Q3		Q4	
		4	6	10	16	21	23	25	29
		6	16	22	24	28	36	42	46

ESP - Spain

No.	Name	Sport Class	MIN	Field Goals		2 Points		3 Points		Free Throws		Rebounds			AS	TO	ST	BS	PF	FD	+/-	PTS								
				M/A	%	M/A	%	M/A	%	M/A	%	OR	DR	TOT																
4	ORTEGA RICO Lourdes	1.0	20:11	1/3	33	1/3	33					1	1	2								-5	2							
*6	RUIZ ESCRIBANO Sonia (C)	2.5	19:16	1/3	33	1/3	33					2		2	2				1			-16	2							
8	ZUDAIRE GARCIA Beatriz	3.0	20:44	1/5	20	1/5	20			3/4	75	1	3	4	4	2				2		-1	5							
*9	REVUELTA GARCIA Sara	1.0	19:49																			-12	0							
*11	PEREZ GUTIERREZ Virginia	4.0	12:26	1/10	10	1/10	10					2	4	6	1	3						-10	2							
12	NUNEZ MILAN Judith	2.0	DNP																											
13	ALONSO VILARINO Maria	4.0	24:37	3/13	23	3/13	23			3/4	75	2	3	5		2		1	1	7		-3	9							
*15	MONTIEL CORTIJO Almudena	2.0	40:00	1/7	14	1/7	14					3	5	8		2	1		4			-17	2							
44	NAVARRO RODRIGUEZ Gabriela	4.0	23:41	0/2	0	0/2	0			3/4	75	1	5	6	3	2				2		-5	3							
51	EGILUZ IBARGUEN Agurtzane	3.0	DNP																											
*55	LOPEZ CHAVEZ Isabel	4.5	19:16	2/4	50	2/3	67	0/1	0				4	4	1							-16	4							
88	RUIZ RUIZ Maria	2.0	DNP																											
Team / Coach																														
Totals												10/47	21	10/46	22	0/1	0	9/12	75	12	26	38	11	19	1	1	6	11	-17	29
Coach		CARRION RUIZ Abraham																												
Assistant Coach		VARGAS AREVALO Marta										BENITEZ SANCHEZ David																		

CHN - China

No.	Name	Sport Class	MIN	Field Goals		2 Points		3 Points		Free Throws		Rebounds			AS	TO	ST	BS	PF	FD	+/-	PTS									
				M/A	%	M/A	%	M/A	%	M/A	%	OR	DR	TOT																	
5	CHEN Xuejing	1.0	DNP																												
*6	ZHANG Xuenei	4.0	40:00	2/11	18	2/11	18					9	9	3	1	1			4			17	4								
*7	ZHANG Tonglei	1.0	40:00	5/12	42	5/12	42					1	1	4	1			1				17	10								
8	LYU Guidi	4.0	20:00	0/1	0	0/1	0					3	3	1		2		1				9	0								
*9	LIN Suiling (C)	3.0	40:00	5/10	50	5/9	56	0/1	0	1/2	50	3	2	5	5	1		3	3			17	11								
10	HUANG Xiaolian	2.0	20:00	5/11	45	5/11	45			1/2	50	2	2	4		1				1		9	11								
*11	DAI Jiameng	4.5	20:00	4/6	67	4/6	67						5	5								8	8								
12	LEI Tianjiao	4.5	DNP																												
13	CHEN Wenli	1.5	DNP																												
15	YANG Yan	4.0	DNP																												
16	DENG Mingzhu	2.0	DNP																												
*23	CHEN Meier	1.5	20:00	1/3	33	1/3	33					1	1	2	1	1	1		2	2		8	2								
Team / Coach																															
Totals												22/54	41	22/53	42	0/1	0	2/4	50	5	23	28	18	6	5			11	6	17	46
Coach		CHEN Qi																													
Assistant Coach		HAN Yan																													

	ESP	CHN
Points from Turnovers	2	15
Points in the Paint	6 (3/19) 16%	10 (5/9) 56%
Second Chance Points	6	2
Fast Break Points		4
Bench Points	19	11

	ESP	CHN
Biggest Lead	2	19
Biggest Scoring Run	5-0 (15-22)	10-0 (6-20)
Lead Changes		1
Times Tied		2
Time Leading	0:31	38:01

Legend:			
%	Shooting Percentage	(C)	Captain
BS	Blocked Shots	DNP	Did Not Play
MIN	Minutes Played	No.	Uniform Number
Qx	Quarter Time	ST	Steals
*	Game Starters	DR	Defensive Rebounds
+/-	Plus-Minus	OR	Offensive Rebounds
AS	Assists	PF	Fouls
M/A	Made / Attempts	TOT	Total Rebounds
PTS	Points		



Results

結果

Game 24

GBR 35 vs 53 GER

(7-18, 10-12, 4-8, 14-15)

Game Duration: 1:30

Referee: NIKAIDO Shunsuke

Commissioner: COSSAER Dirk

Umpires: ZAMPONI Maurizio; URUNUELA Juan

Scoring by 5 min intervals:	GBR	Q1	Q2	Q3	Q4	GBR
		4	7	13	17	25
		10	18	26	30	46
				17	21	35
				34	38	53

GBR - Great Britain

No.	Name	Sport Class	MIN	Field Goals		2 Points		3 Points		Free Throws		Rebounds			AS	TO	ST	BS	PF	FD	+/-	PTS
				M/A	%	M/A	%	M/A	%	M/A	%	OR	DR	TOT								
*4	MOORE Charlotte	1.0	31:09	1/8	13	1/7	14	0/1	0			1		1					1		-19	2
5	CARRIGILL Sophie	1.0	25:06	1/2	50	1/2	50					1	1	2	1	1	1		1	1	-6	2
6	BELL Michaela	1.5	5:37	0/2	0	0/2	0						1	1							0	0
*7	FREEMAN Helen	4.0	26:48	3/9	33	3/8	38	0/1	0			1	6	7	6	3	3		1	3	-8	6
*8	WILLIAMS Laurie	2.5	13:42	3/6	50	3/6	50					1	1	2		3			1	3	-5	6
9	HAMER Judith	4.0	11:56	0/4	0	0/4	0					1	2	3	1		1		1	1	-7	0
*10	CONROY Amy (C)	4.0	17:17	1/3	33	1/3	33			1/2	50		5	5	1				1	1	-6	3
11	THOMPSON Madeleine	4.0	13:06	1/7	14	1/5	20	0/2	0					3					2		-1	2
12	ROBINSON Lucy	4.5	6:15	0/2	0	0/2	0						1	1							-4	0
13	FITZPATRICK Siobhan	3.0	4:26	0/1	0	0/1	0						1	1	1						-6	0
*14	HAIZELDEN Joy	2.5	18:08	3/5	60	3/5	60						2	2	1	2			1	1	-11	6
15	LOVE Robyn	3.5	26:30	3/14	21	3/13	23	0/1	0	2/5	40	4	4	8	1	1		2	5	-17	8	
Team / Coach																						
Totals				16/63	25	16/58	28	0/5	0	3/7	43	9	28	37	14	10	6		11	15	-18	35
Coach		FISHER Simon																				
Assistant Coach		THOMPSON Madeleine																				

GER - Germany

No.	Name	Sport Class	MIN	Field Goals		2 Points		3 Points		Free Throws		Rebounds			AS	TO	ST	BS	PF	FD	+/-	PTS
				M/A	%	M/A	%	M/A	%	M/A	%	OR	DR	TOT								
*4	MILLER Mareike (C)	4.5	35:18	9/21	43	9/20	45	0/1	0	3/3	100	5	13	18	6	3	2		2	6	21	21
5	WELIN-RYKLIN Johanna	2.0	DNP																			
6	WEISS Catharina	1.0	13:55	1/3	33	1/3	33					2	1	3		1			3	1	-2	2
*7	PATZWALD Anne	1.0	35:11	2/4	50	2/4	50			0/1	0		1	1					2	1	13	4
*8	LANG Katharina	4.5	30:50	7/17	41	7/15	47	0/2	0	2/2	100		12	12	9	2				1	22	16
9	FUERST Laura	2.0	17:14	1/3	33	1/3	33					1		1	2	1					0	2
10	BERGENTHAL Lisa	3.5	DNP																			
11	LINDHOLM Maya	2.5	8:02	0/2	0	0/2	0												2		5	0
*12	BREUER Annabel	1.5	30:30	1/6	17	1/6	17					2	4	6	2	1	1		2	1	25	2
*13	MAYER Svenja	2.5	15:08	0/1	0	0/1	0					1	2	3					3		13	0
14	KNIPPELMEYER Lena	4.5	4:06	0/2	0	0/2	0					1	1	2		1			1		-1	0
15	GROSS Barbara	4.5	9:46	3/7	43	3/7	43						1	1		1	1			1	-6	6
Team / Coach																						
Totals				24/66	36	24/63	38	0/3	0	5/6	83	14	39	53	20	11	4		15	11	18	53
Coach		NOHL Dennis																				
Assistant Coach		HOPP Andre																				

	GBR	GER
Points from Turnovers	4	8
Points in the Paint	22 (11/25) 44%	36 (18/47) 38%
Second Chance Points		11
Fast Break Points	6	
Bench Points	12	10

	GBR	GER
Biggest Lead	2	23
Biggest Scoring Run	4-0 (13-26)	12-0 (4-14)
Lead Changes		1
Times Tied		2
Time Leading	1:50	36:31

Legend:			
%	Shooting Percentage	(C)	Captain
BS	Blocked Shots	DNP	Did Not Play
MIN	Minutes Played	No.	Uniform Number
Qx	Quarter Time	ST	Steals
*	Game Starters	DR	Defensive Rebounds
		OR	Offensive Rebounds
		TO	Turnovers
+/-	Plus-Minus	FD	Fouls Drawn
		PF	Fouls
AS	Assists	TOT	Total Rebounds
M/A	Made / Attempts		
PTS	Points		



Results

結果

Game 26

USA 41 vs 42 CHN
(12-2, 9-5, 6-14, 14-21)

Attendance: 830
Game Duration: 1:29

Referee: HSIEH Shu-Fei

Commissioner: MAGALLANES Juan

Umpires: CARMONA Hector; MATHIAS Gustavo

Scoring by 5 min intervals:	USA	Q1	Q2	Q3	Q4	CHN
		4	12	16	21	25
		2	2	4	7	13
				25	27	30
				13	21	30
						41
						42

USA - United States

No.	Name	Sport Class	MIN	Field Goals		2 Points		3 Points		Free Throws		Rebounds			AS	TO	ST	BS	PF	FD	+/-	PTS	
				M/A	%	M/A	%	M/A	%	M/A	%	OR	DR	TOT									
1	IBANEZ Alejandra	2.5	9:01										1	1							1	6	0
3	BAULEKE Abigail	1.5	DNP																				
4	VORIS Zoe	3.5	DNP																				
*5	HUNTER Darlene	1.0	37:58	3/5	60	3/5	60						3	3	2				4	2	-3	6	
7	ASLAKSON Josie	1.0	2:02										1	1							2	0	
*8	SCHNEIDER Natalie (C)	4.5	40:00	0/4	0	0/4	0						8	8		1	1			1	-1	0	
*15	HOLLERMANN Rose	3.5	40:00	3/9	33	3/7	43	0/2	0	0/2	0	1	6	7	7	2			3	1	-1	6	
21	EATON Kaitlyn	1.5	DNP																				
*24	ZURBRUGG Lindsey	2.5	30:59	6/15	40	5/14	36	1/1	100	2/4	50		3	3	2	3			3	2	-7	15	
43	MOODY Bailey	4.0	DNP																				
54	GONZALEZ Ixhelt	4.5	DNP																				
*55	RYAN Courtney	2.0	40:00	7/15	47	7/15	47						2	7	9	6	1	1		4		-1	14
Team / Coach																3							
Totals				19/48	40	18/45	40	1/3	33	2/6	33	3	29	32	17	10	2			14	7	-1	41
Coach		JOHNSON Lawrence																					
Assistant Coach		SPANGLER Amy										KRAMER Adam											

CHN - China

No.	Name	Sport Class	MIN	Field Goals		2 Points		3 Points		Free Throws		Rebounds			AS	TO	ST	BS	PF	FD	+/-	PTS
				M/A	%	M/A	%	M/A	%	M/A	%	OR	DR	TOT								
5	CHEN Xuejing	1.0	DNP																			
*6	ZHANG Xuenei	4.0	40:00	6/11	55	6/11	55			3/5	60	2	5	7	3		2		1	4	1	15
*7	ZHANG Tonglei	1.0	40:00	1/7	14	1/7	14						1	1	3	2			1	2	1	2
*8	LYU Guidi	4.0	14:20	1/4	25	1/4	25					1	2	3	1		1		2		-7	2
*9	LIN Suiling (C)	3.0	33:50	3/11	27	3/11	27			0/2	0		5	5	7	1			1	2	3	6
*10	HUANG Xiaolian	2.0	20:30	0/4	0	0/4	0			5/8	63		5	5						4	-9	5
11	DAI Jiameng	4.5	25:40	4/5	80	4/5	80			2/4	50	2	8	10	2	2	1	1		2	8	10
12	LEI Tianjiao	4.5	DNP																			
13	CHEN Wenli	1.5	DNP																			
15	YANG Yan	4.0	DNP																			
16	DENG Mingzhu	2.0	DNP																			
23	CHEN Meier	1.5	25:40	1/4	25	1/4	25						1	1	3		1		2		8	2
Team / Coach													1	1	3		2					
Totals				16/46	35	16/46	35			10/19	53	5	28	33	19	7	5	1	7	14	1	42
Coach		CHEN Qi																				
Assistant Coach		HAN Yan																				

	USA	CHN
Points from Turnovers	6	9
Points in the Paint	8 (4/12) 33%	10 (5/13) 38%
Second Chance Points	2	4
Fast Break Points	3	4
Bench Points		12

	USA	CHN
Biggest Lead	16	6
Biggest Scoring Run	12-0 (14-2)	8-0 (34-40)
Lead Changes		1
Times Tied		4
Time Leading	33:36	2:18

Legend:			
%	Shooting Percentage	(C)	Captain
BS	Blocked Shots	DNP	Did Not Play
MIN	Minutes Played	No.	Uniform Number
Qx	Quarter Time	ST	Steals
*	Game Starters	DR	Defensive Rebounds
+/-	Plus-Minus	OR	Offensive Rebounds
AS	Assists	PF	Fouls
M/A	Made / Attempts	TOT	Total Rebounds
PTS	Points		



Results

結果

Game 27

ALG 8 vs 80 ESP
(4-24, 0-23, 4-17, 0-16)

Game Duration: 1:30

Referee: GAUTHIER Sebastien

Commissioner: ANG Kean Koo

Umpires: ONO Hiroki; REHLING Carsten

Scoring by 5 min intervals:	ALG	Q1	Q2	Q3	Q4	ESP
		0 4	4 4	6 8	8 8	
		16 24	40 47	53 64	76 80	

ALG - Algeria

No.	Name	Sport Class	MIN	Field Goals		2 Points		3 Points		Free Throws		Rebounds			AS	TO	ST	BS	PF	FD	+/-	PTS
				M/A	%	M/A	%	M/A	%	M/A	%	OR	DR	TOT								
4	MEHIMDA Nebia	3.0	DNP																			
5	KHEDIR Naoual	4.0	7:35							0/2	0	1	2	3	4					1	-11	0
6	GHOUL Yamina	1.5	1:06																	1	-3	0
7	BELHADEF Hafida	4.0	DNP																			
*8	BOUZIDI Fatima	1.0	40:00	0/2	0	0/2	0			0/2	0	1	1	2	1	2				2	-72	0
*9	KHEMGANI Djamilia (C)	4.0	32:25	0/15	0	0/4	0	0/11	0			6	6	3	6	2			2	1	-61	0
*11	SEMATI Dahbia	1.5	38:54	1/5	20	1/5	20					2	2	4					2		-69	2
12	ZAIRI Kheira	4.0	11:43	0/5	0	0/1	0	0/4	0			2	2	2	2	1			2		-21	0
13	SELLAMI Zohra	2.5	4:55									1	1								-4	0
*14	ABDELALI Samiha	2.5	35:05	1/7	14	1/4	25	0/3	0			3	3	8	1			3	1	-68	2	
*15	BOUBLAL Nourhane	4.5	28:17	2/12	17	2/10	20	0/2	0	0/1	0	4	4	2				1	2	-51	4	
Team / Coach																						
Totals				4/46	9	4/26	15	0/20	0	0/5	0	5	24	29	3	30	6		10	8	-72	8
Coach		TAGHICHE Ahmed																				
Assistant Coach		HOURI Youcef																				

ESP - Spain

No.	Name	Sport Class	MIN	Field Goals		2 Points		3 Points		Free Throws		Rebounds			AS	TO	ST	BS	PF	FD	+/-	PTS
				M/A	%	M/A	%	M/A	%	M/A	%	OR	DR	TOT								
*4	ORTEGA RICO Lourdes	1.0	21:50	1/3	33	1/3	33			0/2	0	1	1	1					2	1	41	2
6	RUIZ ESCRIBANO Sonia (C)	2.5	14:22	1/4	25	1/4	25					5	2								19	2
*8	ZUDAIRE GARCIA Beatriz	3.0	20:43	4/10	40	4/10	40			1/2	50	1	2	3	7	1	2	1		2	33	9
9	REVUELTA GARCIA Sara	1.0	18:41	1/1	100	1/1	100			1/1	100	3	3	1	1	1		1	1	40	3	
11	PEREZ GUTIERREZ Virginia	4.0	16:03	6/10	60	6/9	67	0/1	0	0/2	0	3	7	10	5	4	4		1	1	31	12
12	NUNEZ MILAN Judith	2.0	10:54	0/2	0	0/2	0								1				1		12	0
*13	ALONSO VILARINO Maria	4.0	21:50	10/19	53	10/19	53					5	5	10	1	1	1			1	41	20
*15	MONTIEL CORTIJO Almudena	2.0	14:44	0/3	0	0/3	0					5	5	3	1	1					30	0
*44	NAVARRO RODRIGUEZ Gabriela	4.0	20:53	7/10	70	7/10	70			0/1	0	1	5	6	1		1			1	49	14
51	EGILUZ IBARGUEN Agurtzane	3.0	18:24	5/9	56	5/9	56			0/1	0	1	1	2			1		1	1	33	10
55	LOPEZ CHAVEZ Isabel	4.5	10:59	3/4	75	3/4	75			2/2	100	2	3	5			1		1	1	15	8
88	RUIZ RUIZ Maria	2.0	10:37									1	1						1	1	16	0
Team / Coach																						
Totals				38/75	51	38/74	51	0/1	0	4/11	36	16	39	55	24	11	12	1	8	10	72	80
Coach		CARRION RUIZ Abraham																				
Assistant Coach		VARGAS AREVALO Marta										BENITEZ SANCHEZ David										

	ALG	ESP
Points from Turnovers	4	35
Points in the Paint	6 (3/12) 25%	68 (34/62) 55%
Second Chance Points		16
Fast Break Points	2	16
Bench Points		35

	ALG	ESP
Biggest Lead		72
Biggest Scoring Run	2-0 (2-18)	27-0 (4-51)
Lead Changes		
Times Tied		
Time Leading	0:00	39:46

Legend:			
%	Shooting Percentage	(C)	Captain
BS	Blocked Shots	DNP	Did Not Play
MIN	Minutes Played	No.	Uniform Number
Qx	Quarter Time	ST	Steals
*	Game Starters	DR	Defensive Rebounds
+/-	Plus-Minus	OR	Offensive Rebounds
AS	Assists	PF	Fouls
M/A	Made / Attempts	TOT	Total Rebounds
PTS	Points		



Results

結果

Game 33

GER 59 vs 57 CAN

(19-12, 14-11, 15-15, 11-19)

Game Duration: 1:58

Referee: ROSENBERG Helen

Commissioner: TIMMS Janine

Umpires: FRONCZAK Adam; NIKAIIDO Shunsuke

Scoring by 5 min intervals:	GER CAN	Q1		Q2		Q3		Q4	
		7	19	27	33	41	48	52	59
		5	12	15	23	31	38	45	57

GER - Germany

No.	Name	Sport Class	MIN	Field Goals		2 Points		3 Points		Free Throws		Rebounds			AS	TO	ST	BS	PF	FD	+/-	PTS			
				M/A	%	M/A	%	M/A	%	M/A	%	OR	DR	TOT											
*4	MILLER Mareike (C)	4.5	36:03	8/23	35	8/21	38	0/2	0	3/5	60	5	10	15	8	3			5	8	3	19			
5	WELIN-RYKLIN Johanna	2.0	8:14	0/1	0	0/1	0			0/2	0	1		1	1			1	1	0	0				
6	WEISS Catharina	1.0	10:47	0/1	0	0/1	0											1		-2	0				
*7	PATZWALD Anne	1.0	29:13	4/5	80	4/5	80					2	2							4	8				
*8	LANG Katharina	4.5	36:39	7/19	37	6/15	40	1/4	25	2/2	100		10	10	5	4	1	2	1	6	2	17			
9	FUERST Laura	2.0	14:07	2/3	67	2/3	67					1		1	2	2			2		-6	4			
10	BERGENTHAL Lisa	3.5	DNP																						
11	LINDHOLM Maya	2.5	7:19	2/3	67	2/3	67			2/2	100			1					1	3	6				
*12	BREUER Annabel	1.5	31:46	1/2	50	1/2	50						3	3	1	2			3	2	2	2			
*13	MAYER Svenja	2.5	18:34	1/3	33	1/3	33			1/1	100			1	2				4	1	5	3			
14	KNIPPELMEYER Lena	4.5	1:19																1		-3	0			
15	GROSS Barbara	4.5	5:59	0/2	0	0/2	0						1	1	1						2	0			
Team / Coach																3	4	7			2				
Totals				25/62	40	24/56	43	1/6	17	8/12	67	12	28	40	19	16	1	2	18	19	2	59			
Coach		NOHL Dennis																							
Assistant Coach		HOPP Andre																							

CAN - Canada

No.	Name	Sport Class	MIN	Field Goals		2 Points		3 Points		Free Throws		Rebounds			AS	TO	ST	BS	PF	FD	+/-	PTS			
				M/A	%	M/A	%	M/A	%	M/A	%	OR	DR	TOT											
4	LALONDE Rosalie	3.0	30:00	5/8	63	5/8	63			2/4	50	1	1	2	1	1	3		3	3	5	12			
*5	TESSIER Elodie	2.5	10:00									2		2	1	2			1	1	-7	0			
*6	YOUNG Arinn	4.5	31:03	5/19	26	5/17	29	0/2	0				4	4	6		2		1	-10	10				
7	OUELLET Cindy (C)	3.5	19:11	4/8	50	4/8	50			4/8	50	1	1	2	3	2	1		3	6	7	12			
*8	STEEVES Tamara	1.5	10:24	0/1	0	0/1	0							2	2				4		-3	0			
9	DUPLESSIS Danielle	4.5	DNP																						
10	LAI Puisand	1.0	26:59									1	2	3					1	2	0				
11	LLANES Tara	1.5	18:47										3	3					1		3	0			
12	BERUBE Sandrine	4.5	DNP																						
*13	DANDENEAU Kathleen	4.5	29:46	8/23	35	6/16	38	2/7	29	5/6	83	2	7	9	3	2	1		4	6	-1	23			
*15	HAWTIN Melanie	1.0	23:50										1	1					3		-6	0			
Team / Coach																2	7	9			3				
Totals				22/59	37	20/50	40	2/9	22	11/18	61	9	26	35	16	12	7			20	18	-2	57		
Coach		DUCHARME Marc Antoine																							
Assistant Coach		CASS Simon										NORDELL Darrell													

	GER	CAN
Points from Turnovers	9	10
Points in the Paint	40 (20/39) 51%	24 (12/31) 39%
Second Chance Points	12	7
Fast Break Points	2	6
Bench Points	10	24

	GER	CAN
Biggest Lead	12	2
Biggest Scoring Run	9-0 (23-12)	11-0 (52-53)
Lead Changes	5	
Times Tied	5	
Time Leading	36:23	0:51

Legend:			
%	Shooting Percentage	(C)	Captain
BS	Blocked Shots	DNP	Did Not Play
MIN	Minutes Played	No.	Uniform Number
Qx	Quarter Time	ST	Steals
*	Game Starters	DR	Defensive Rebounds
+/-	Plus-Minus	OR	Offensive Rebounds
AS	Assists	PF	Fouls
M/A	Made / Attempts	TOT	Total Rebounds
PTS	Points		



Results

結果

Game 35

AUS 38 vs 75 GBR
(6-20, 12-20, 12-23, 8-12)

Game Duration: 1:27

Referee: QUINTANA Matias

Commissioner: COSSAER Dirk

Umpires: ETZELMUELLER Erik; TAHMASIAN Geghard

Scoring by 5 min intervals:	AUS	Q1		Q2		Q3		Q4	
		GBR	4	6	10	18	24	30	36
		10	20	32	40	51	63	69	75

AUS - Australia

No.	Name	Sport Class	MIN	Field Goals		2 Points		3 Points		Free Throws		Rebounds			AS	TO	ST	BS	PF	FD	+/-	PTS	
				M/A	%	M/A	%	M/A	%	M/A	%	OR	DR	TOT									
4	VINCI Sarah	1.0	9:09	1/2	50	1/2	50						1	1							2	2	
5	CRONJE Jess	4.0	11:58	0/1	0	0/1	0					1	1	2							-13	0	
*6	DODD Hannah	1.0	23:24	1/3	33	1/3	33					2	5	7				1			-23	2	
*7	CRONAU Shelley	2.5	29:54	1/5	20	1/5	20					2	1	3	2	1					-24	2	
*8	MUNRO-COOK Georgia (C)	4.5	31:16	7/19	37	7/19	37			2/3	67		6	6	3	5		2	4		-22	16	
10	MELLBERG Bree	3.0	9:37	0/3	0	0/3	0								1						-14	0	
13	OVENS Taishar	1.0	6:27	0/1	0	0/1	0														-13	0	
*14	SABLJAK Ella	1.0	12:38	0/1	0	0/1	0					2		2	1	1					-12	0	
*15	MERRITT Amber	4.5	32:48	7/22	32	7/19	37	0/3	0	0/2	0	1	9	10	3	5	2		3	3	-29	14	
21	FRIDAY Mary	1.0	19:56	1/2	50	1/2	50														-20	2	
22	MARTIN Isabel	1.0	8:26										2	2							-8	0	
23	ALEXANDER Natalie	2.5	4:27																		-9	0	
Team / Coach												1		1		1							
Totals				18/59	31	18/56	32	0/3	0	2/5	40	9	25	34	9	18	2		6	7	-37	38	
Coach		FRIDAY Craig																					
Assistant Coach		CAMPBELL Craig										GRAHAM Sarah											

GBR - Great Britain

No.	Name	Sport Class	MIN	Field Goals		2 Points		3 Points		Free Throws		Rebounds			AS	TO	ST	BS	PF	FD	+/-	PTS
				M/A	%	M/A	%	M/A	%	M/A	%	OR	DR	TOT								
*4	MOORE Charlotte	1.0	22:58	1/1	100	1/1	100					2	2	3	1			2			27	2
5	CARRIGILL Sophie	1.0	21:10	0/1	0	0/1	0					2	2	1							10	0
6	BELL Michaela	1.5	5:52																		4	0
*7	FREEMAN Helen	4.0	26:12	2/6	33	2/5	40	0/1	0	2/2	100	10	10	10	2	2		1	3		31	6
*8	WILLIAMS Laurie	2.5	30:00	9/13	69	9/13	69					6	6	8	3	3	1	1			33	18
9	HAMER Judith	4.0	5:41	1/3	33	1/3	33					2	2					1			4	2
*10	CONROY Amy (C)	4.0	18:44	7/9	78	7/9	78			1/1	100	1	1	2		1		1	2		27	15
11	THOMPSON Madeleine	4.0	13:48	5/8	63	5/8	63					2	2	3		1					6	10
12	ROBINSON Lucy	4.5	10:00	2/7	29	2/7	29					1	1		1						4	4
13	FITZPATRICK Siobhan	3.0	5:52	0/3	0	0/3	0					2	2	1							4	0
*14	HAIZELDEN Joy	2.5	30:00	7/12	58	7/12	58			0/1	0	2	1	3	4		1	1		33	14	
15	LOVE Robyn	3.5	9:43	2/3	67	2/3	67					1	2	3	1						2	4
Team / Coach												1	3	4		1						
Totals				36/66	55	36/65	55	0/1	0	3/4	75	5	34	39	31	8	8	1	7	6	37	75
Coach		FISHER Simon																				
Assistant Coach		THOMPSON Madeleine																				

	AUS	GBR
Points from Turnovers	6	12
Points in the Paint	16 (8/26) 31%	52 (26/38) 68%
Second Chance Points	6	2
Fast Break Points		10
Bench Points	4	20

	AUS	GBR
Biggest Lead		37
Biggest Scoring Run	4-0 (14-32)	10-0 (6-22)
Lead Changes		
Times Tied		
Time Leading	0:00	39:50

Legend:			
%	Shooting Percentage	(C)	Captain
BS	Blocked Shots	DR	Defensive Rebounds
No.	Uniform Number	OR	Offensive Rebounds
ST	Steals	TO	Turnovers
*	Game Starters	FD	Fouls Drawn
+/-	Plus-Minus	PF	Fouls
M/A	Made / Attempts	TOT	Total Rebounds
PTS	Points	AS	Assists
		MIN	Minutes Played
		Qx	Quarter Time



Results

結果

Game 38

ESP 24 vs 63 NED

(7-23, 4-10, 11-18, 2-12)

Game Duration: 1:28

Referee: YAP Poh Boon

Commissioner: ANG Kean Koo

Umpires: KOC Yekta Sansal; ONO Hiroki

Scoring by 5 min intervals:	ESP NED	Q1		Q2		Q3		Q4	
		5	7	9	11	16	22	22	24
		7	23	27	33	40	51	55	63

ESP - Spain

No.	Name	Sport Class	MIN	Field Goals		2 Points		3 Points		Free Throws		Rebounds			AS	TO	ST	BS	PF	FD	+/-	PTS			
				M/A	%	M/A	%	M/A	%	M/A	%	OR	DR	TOT											
4	ORTEGA RICO Lourdes	1.0	19:49	2/3	67	2/3	67						1	1							1		-13	4	
6	RUIZ ESCRIBANO Sonia (C)	2.5	18:41	0/5	0	0/5	0			1/2	50		2	2	1	2	1				2	3	-16	1	
*8	ZUDAIRE GARCIA Beatriz	3.0	16:15	2/6	33	2/6	33						1	1	1						2		-22	4	
*9	REVUELTA GARCIA Sara	1.0	20:11										1	1									-26	0	
*11	PEREZ GUTIERREZ Virginia	4.0	21:19	1/15	7	1/12	8	0/3	0	3/4	75	3	3	6	1	2		1	1	1	5	-23	5		
12	NUNEZ MILAN Judith	2.0	DNP																						
*13	ALONSO VILARINO Maria	4.0	19:01	2/8	25	2/8	25						2	2		2						1	-17	4	
*15	MONTIEL CORTIJO Almudena	2.0	34:48	1/7	14	1/7	14					1	2	3	1	1					2		-35	2	
44	NAVARRO RODRIGUEZ Gabriela	4.0	15:47	0/6	0	0/6	0					1	2	3	1	1							-18	0	
51	EGILUZ IBARGUEN Agurtzane	3.0	15:28	0/2	0	0/2	0					1		1		1					2		-9	0	
55	LOPEZ CHAVEZ Isabel	4.5	18:41	2/8	25	2/8	25						7	7	1	1					3		-16	4	
88	RUIZ RUIZ Maria	2.0	DNP																						
Team / Coach												3	3	6											
Totals				10/60	17	10/57	18	0/3	0	4/6	67	9	24	33	6	10	1	1	13	9	-39	24			
Coach		CARRION RUIZ Abraham																							
Assistant Coach		VARGAS AREVALO Marta										BENITEZ SANCHEZ David													

NED - Netherlands

No.	Name	Sport Class	MIN	Field Goals		2 Points		3 Points		Free Throws		Rebounds			AS	TO	ST	BS	PF	FD	+/-	PTS		
				M/A	%	M/A	%	M/A	%	M/A	%	OR	DR	TOT										
1	TAGGENBROCK Anouk	2.5	DNP																					
*2	ARTS Ilse	1.5	24:01	1/2	50	1/2	50					2	3	5		1	2				2		29	2
4	van HEES Sylvana	1.5	2:12																				4	0
5	FRELINK Lindsay	2.0	8:21	0/2	0	0/2	0																0	0
*6	VISSER Jitske	1.0	30:01	4/8	50	4/8	50					1	1	3		1							33	8
8	van der SPRONG Julia	3.5	12:20	3/3	100	3/3	100					4	4	1		2	1				1	10	6	
*9	KRAMER Bo	4.5	31:04	8/21	38	8/20	40	0/1	0	2/5	40	4	9	13	4	4	1	1	3	5	29	18		
10	WIMMENHOEVE Xena	4.0	7:46	0/2	0	0/2	0						2	2							1	10	0	
11	KORVER Cher	2.5	20:16	0/3	0	0/3	0					1	3	4	2	2	2	1				10	0	
12	PRONK Saskia	1.0	10:30																				8	0
*14	de ROOIJ Carina (C)	3.0	20:07	3/5	60	3/5	60			1/1	100		7	7	4						2	3	25	7
*15	BEIJER Mariska	4.0	33:22	11/18	61	11/18	61					4	9	13	5	1					1	4	37	22
Team / Coach												4	4											
Totals				30/64	47	30/63	48	0/1	0	3/6	50	11	42	53	19	9	8	3	9	13	39	63		
Coach		van der LINDEN Gertjan																						
Assistant Coach		SLOOF Irene																						

	ESP	NED
Points from Turnovers	1	8
Points in the Paint	16 (8/24) 33%	46 (23/38) 61%
Second Chance Points	1	7
Fast Break Points		22
Bench Points	9	6

	ESP	NED
Biggest Lead		39
Biggest Scoring Run	3-0 (3-6)	10-0 (5-17)
Lead Changes		
Times Tied		
Time Leading	0:00	39:45

Legend:			
%	Shooting Percentage	(C)	Captain
BS	Blocked Shots	DNP	Did Not Play
MIN	Minutes Played	No.	Uniform Number
Qx	Quarter Time	ST	Steals
*	Game Starters	DR	Defensive Rebounds
+/-	Plus-Minus	OR	Offensive Rebounds
AS	Assists	PF	Fouls
M/A	Made / Attempts	TOT	Total Rebounds
PTS	Points		



Results

結果

Game 39

JPN 54 vs 59 GER
(12-9, 14-13, 16-15, 12-22)

Game Duration: 1:34

Referee: MATHIAS Gustavo

Commissioner: MAGALLANES Juan

Umpires: GAMEZ Mauricio; PAJER Tomas

Scoring by 5 min intervals:		Q1		Q2		Q3		Q4	
JPN		2	12	18	26	34	42	52	54
GER		1	9	15	22	28	37	43	59

JPN - Japan

No.	Name	Sport Class	MIN	Field Goals		2 Points		3 Points		Free Throws		Rebounds			AS	TO	ST	BS	PF	FD	+/-	PTS			
				M/A	%	M/A	%	M/A	%	M/A	%	OR	DR	TOT											
2	ZAIMA Izumi	1.0	12:55												1						1		3	0	
*4	YANAGIMOTO Amane	2.5	21:56	2/6	33	2/6	33						3	3		1	1				2	1	-3	4	
5	HIRAI Miki	2.5	1:36																				-4	0	
7	TSUCHIDA Mayumi	4.0	5:27	2/2	100	2/2	100								1	1	1				1		7	4	
*10	HAGINO Mayo	1.5	34:33	4/9	44	4/7	57	0/2	0			1	3	4	4	2		2			3	2	-12	8	
*12	FUJII Ikumi (C)	4.0	22:34	7/12	58	7/12	58			2/2	100		6	6	3	1	1				1	3	-2	16	
14	SHIMIZU Chinami	3.0	3:17										1	1							1		-2	0	
*15	AMIMOTO Mari	4.5	29:20	2/10	20	2/8	25	0/2	0	2/3	67		8	8	4	3					4	3	-11	6	
18	KITADA Chihiro	4.5	22:39	4/12	33	4/12	33			2/2	100		6	6	3	1					4	2	-4	10	
*19	KITAMA Yui	1.0	27:05	0/1	0	0/1	0						2	2							2		-8	0	
22	YASUO Emi	2.0	5:27	1/1	100	1/1	100								1	1					2		7	2	
88	ODAJIMA Rie	2.5	13:11	2/4	50	2/4	50						2	2	1		2						4	4	
Team / Coach												2	3	5		2									
Totals				24/57	42	24/53	45	0/4	0	6/7	86	3	34	37	18	12	5	2	21	11	-5				54
Coach		IWASA Yoshiaki																							
Assistant Coach		TACHIBANA Kaori										YAMASAKI Sayaka													

GER - Germany

No.	Name	Sport Class	MIN	Field Goals		2 Points		3 Points		Free Throws		Rebounds			AS	TO	ST	BS	PF	FD	+/-	PTS			
				M/A	%	M/A	%	M/A	%	M/A	%	OR	DR	TOT											
*4	MILLER Mareike (C)	4.5	38:38	8/25	32	6/19	32	2/6	33	3/7	43	5	5	10	6	2	1				3	8	7	21	
5	WELIN-RYKLIN Johanna	2.0	DNP																						
6	WEISS Catharina	1.0	10:15	1/1	100	1/1	100					1	1	2		1							4	2	
*7	PATZWALD Anne	1.0	29:45	1/1	100	1/1	100			2/2	100		1	1							1	2	1	4	
*8	LANG Katharina	4.5	37:36	10/19	53	9/17	53	1/2	50	6/10	60		17	17	8	4		1			6	8	8	27	
9	FUERST Laura	2.0	13:43	1/2	50	1/2	50									2					2	1	8	2	
10	BERGENTHAL Lisa	3.5	DNP																						
11	LINDHOLM Maya	2.5	10:15	1/3	33	1/3	33								1						1	1	4	2	
*12	BREUER Annabel	1.5	40:00	0/5	0	0/5	0					2	4	6		1	1				2	2	5	0	
*13	MAYER Svenja	2.5	16:02	0/1	0	0/1	0														1		-7	0	
14	KNIPPELMEYER Lena	4.5	2:24	0/1	0	0/1	0			1/2	50											1	-3	1	
15	GROSS Barbara	4.5	1:22	0/1	0	0/1	0														1		-2	0	
Team / Coach												2	2	2		2									
Totals				22/59	37	19/51	37	3/8	38	12/21	57	8	30	38	15	10	4	1	12	21	5				59
Coach		NOHL Dennis																							
Assistant Coach		HOPP Andre																							

	JPN	GER
Points from Turnovers	12	9
Points in the Paint	20 (10/18) 56%	30 (15/34) 44%
Second Chance Points	2	4
Fast Break Points	8	4
Bench Points	20	7

	JPN	GER
Biggest Lead	11	5
Biggest Scoring Run	8-0 (38-28)	12-0 (54-59)
Lead Changes		1
Times Tied		2
Time Leading	36:00	0:35

Legend:			
%	Shooting Percentage	(C)	Captain
BS	Blocked Shots	DNP	Did Not Play
MIN	Minutes Played	No.	Uniform Number
Qx	Quarter Time	ST	Steals
*	Game Starters	DR	Defensive Rebounds
		OR	Offensive Rebounds
		TO	Turnovers
+/-	Plus-Minus	FD	Fouls Drawn
		PF	Fouls
AS	Assists	TOT	Total Rebounds
M/A	Made / Attempts		
PTS	Points		



Results

結果

Game 41

ALG 21 vs 62 USA

(0-18, 5-14, 9-18, 7-12)

Attendance: 810
Game Duration: 1:23

Referee: TAHMASIAN Geghard

Commissioner: COSSAER Dirk

Umpires: QUINTANA Matias; LAPOINTE Alexandre

Scoring by 5 min intervals:	ALG	Q1	Q2	Q3	Q4	USA
		0 0	2 5	9 14	19 21	
		14 18	20 32	42 50	56 62	

ALG - Algeria

No.	Name	Sport Class	MIN	Field Goals		2 Points		3 Points		Free Throws		Rebounds			AS	TO	ST	BS	PF	FD	+/-	PTS
				M/A	%	M/A	%	M/A	%	M/A	%	OR	DR	TOT								
4	MEHIMDA Nebia	3.0	5:14												1					1	-6	0
5	KHEDIR Naoual	4.0	13:18	1/4	25	1/4	25			1/2	50	1	4	5		2	1			2	-11	3
6	GHOUL Yamina	1.5	DNP																			
7	BELHADEF Hafida	4.0	6:28	0/1	0	0/1	0								1						-9	0
*8	BOUZIDI Fatima	1.0	38:47	0/2	0	0/2	0					2		2			1				-41	0
*9	KHEMGANI Djamilia (C)	4.0	25:35	2/12	17	2/8	25	0/4	0			1	4	5	4	4		1	1	1	-28	4
*11	SEMATI Dahbia	1.5	40:00	0/2	0	0/2	0					1	2	3							-41	0
12	ZAIRI Kheira	4.0	8:51	1/6	17	1/4	25	0/2	0				2	2		2					-4	2
13	SELLAMI Zohra	2.5	DNP																			
*14	ABDELALI Samiha	2.5	35:53	1/11	9	1/8	13	0/3	0				7	7	2	10	2		1	1	-37	2
*15	BOUBLAL Nourhane	4.5	25:54	4/14	29	4/14	29			2/6	33	1	5	6					3		-28	10
Team / Coach																						
Totals				9/52	17	9/43	21	0/9	0	3/8	38	9	26	35	8	24	4	1	2	8	-41	21
Coach		TAGHICHE Ahmed																				
Assistant Coach		HOURI Youcef																				

USA - United States

No.	Name	Sport Class	MIN	Field Goals		2 Points		3 Points		Free Throws		Rebounds			AS	TO	ST	BS	PF	FD	+/-	PTS
				M/A	%	M/A	%	M/A	%	M/A	%	OR	DR	TOT								
1	IBANEZ Alejandra	2.5	23:15	2/2	100	2/2	100					3	3	6	1				2		17	4
3	BAULEKE Abigail	1.5	30:00	1/3	33	1/3	33						1	1	1						23	2
4	VORIS Zoe	3.5	19:15	3/15	20	3/15	20					1	2	3	1		1		1		14	6
*5	HUNTER Darlene	1.0	15:10	1/1	100	1/1	100						1	1		3	2		1		22	2
7	ASLAKSON Josie	1.0	9:35	1/3	33	1/3	33						3	3		1	1				8	2
*8	SCHNEIDER Natalie (C)	4.5	5:35	1/2	50	1/2	50						3	3	1		1				14	2
*15	HOLLERMANN Rose	3.5	5:35	3/4	75	3/4	75					1	1	1							14	6
21	EATON Kaitlyn	1.5	19:06	2/4	50	2/4	50			2/2	100		2	2	2		2		1	1	14	6
*24	ZURBRUGG Lindsey	2.5	12:20	5/6	83	5/6	83								4	2				1	20	10
43	MOODY Bailey	4.0	14:25	3/8	38	3/8	38					1	1	2	1		1				13	6
54	GONZALEZ Ixhelt	4.5	29:15	7/15	47	7/15	47					2	7	9	3	2	2		2		23	14
*55	RYAN Courtney	2.0	16:29	1/5	20	1/5	20					1	3	4	7				1		23	2
Team / Coach																						
Totals				30/68	44	30/68	44			2/2	100	10	32	42	22	10	10		8	2	41	62
Coach		JOHNSON Lawrence																				
Assistant Coach		SPANGLER Amy										KRAMER Adam										

	ALG	USA
Points from Turnovers	1	22
Points in the Paint	12 (6/21) 29%	34 (17/33) 52%
Second Chance Points	9	8
Fast Break Points	2	12
Bench Points	5	40

	ALG	USA
Biggest Lead		43
Biggest Scoring Run	4-0 (11-42)	18-0 (0-18)
Lead Changes		
Times Tied		
Time Leading	0:00	39:46

Legend:			
%	Shooting Percentage	(C)	Captain
BS	Blocked Shots	DNP	Did Not Play
MIN	Minutes Played	No.	Uniform Number
Qx	Quarter Time	ST	Steals
*	Game Starters	DR	Defensive Rebounds
+/-	Plus-Minus	OR	Offensive Rebounds
AS	Assists	PF	Fouls
M/A	Made / Attempts	TOT	Total Rebounds
PTS	Points		



SUN 29 AUG 2021
Start Time: 20:30

Results

結果

Game 44

CAN 76 vs 37 AUS
(20-11, 19-14, 19-8, 18-4)

Attendance: 0
Game Duration: 1:27

Referee: URUNUELA Juan

Commissioner: TIMMS Janine

Umpires: HARGREAVES Darrell; ZAMPONI Maurizio

Scoring by 5 min intervals:	CAN	Q1	Q2	Q3	Q4	AUS
		11 20	33 39	50 58	64 76	
		8 11	18 25	27 33	33 37	

CAN - Canada

No.	Name	Sport Class	MIN	Field Goals		2 Points		3 Points		Free Throws		Rebounds			AS	TO	ST	BS	PF	FD	+/-	PTS
				M/A	%	M/A	%	M/A	%	M/A	%	OR	DR	TOT								
*4	LALONDE Rosalie	3.0	20:00	0/1	0	0/1	0			1/2	50	1		1	3				1	1	20	1
5	TESSIER Elodie	2.5	20:00	1/7	14	1/6	17	0/1	0			2	2	4	4	1			2		19	2
6	YOUNG Arinn	4.5	16:40	7/10	70	6/8	75	1/2	50	1/1	100	1	7	8	5	5			1	2	12	16
*7	OUELLET Cindy (C)	3.5	20:00	4/9	44	4/9	44			1/2	50	1	4	5	4	1	1		1	3	20	9
8	STEEVES Tamara	1.5	25:10	8/9	89	8/9	89			1/2	50		7	7	2	1	1			2	28	17
9	DUPLESSIS Danielle	4.5	10:00	0/2	0	0/2	0			0/2	0		3	3	1	1			1	1	14	0
*10	LAI Puisand	1.0	20:46	3/3	100	3/3	100					1	4	5		1			1		21	6
*11	LLANES Tara	1.5	20:00	2/4	50	2/4	50						1	1			1			2	20	4
12	BERUBE Sandrine	4.5	11:06	3/3	100	3/3	100					1	1	2	1	2					6	6
*13	DANDENEAU Kathleen	4.5	22:14	7/13	54	6/11	55	1/2	50			3	9	12	6	3	1		1		26	15
15	HAWTIN Melanie	1.0	14:04																		9	0
Team / Coach																						
Totals				35/61	57	33/56	59	2/5	40	4/9	44	10	40	50	26	16	4		8	11	39	76
Coach		DUCHARME Marc Antoine																				
Assistant Coach		CASS Simon										NORDELL Darrell										

AUS - Australia

No.	Name	Sport Class	MIN	Field Goals		2 Points		3 Points		Free Throws		Rebounds			AS	TO	ST	BS	PF	FD	+/-	PTS
				M/A	%	M/A	%	M/A	%	M/A	%	OR	DR	TOT								
4	VINCI Sarah	1.0	22:04	4/4	100	4/4	100					1	2	3	2						-17	8
5	CRONJE Jess	4.0	13:12										3	3	1	2	1		2		-16	0
*6	DODD Hannah	1.0	17:56	1/5	20	1/5	20					1		1	3					1	-22	2
*7	CRONAU Shelley	2.5	28:23	0/5	0	0/5	0								1	1			3		-33	0
*8	MUNRO-COOK Georgia (C)	4.5	29:15	1/14	7	1/14	7			0/2	0		3	3	1	1	3		1	3	-37	2
10	MELLBERG Bree	3.0	6:35	0/1	0	0/1	0						1	1		2		1	1		0	0
13	OVENS Taishar	1.0	6:36	0/1	0	0/1	0														-8	0
*14	SABLJAK Ella	1.0	9:40	0/1	0	0/1	0												3		-10	0
*15	MERRITT Amber	4.5	35:14	9/22	41	8/19	42	1/3	33	2/4	50		6	6	6	2	5		1	4	-26	21
21	FRIDAY Mary	1.0	12:31																		-5	0
22	MARTIN Isabel	1.0	11:13	1/1	100	1/1	100									1					-16	2
23	ALEXANDER Natalie	2.5	7:21	1/4	25	1/4	25								1						-5	2
Team / Coach																						
Totals				17/58	29	16/55	29	1/3	33	2/6	33	3	15	18	15	11	9	1	11	8	-39	37
Coach		FRIDAY Craig																				
Assistant Coach		CAMPBELL Craig										GRAHAM Sarah										

	CAN	AUS
Points from Turnovers	11	10
Points in the Paint	52 (26/45) 58%	22 (11/25) 44%
Second Chance Points	16	
Fast Break Points	6	3
Bench Points	41	12

	CAN	AUS
Biggest Lead	39	
Biggest Scoring Run	14-0 (68-33)	4-0 (4-4)
Lead Changes		
Times Tied		2
Time Leading	39:10	0:00

Legend:			
%	Shooting Percentage	(C)	Captain
BS	Blocked Shots	DR	Defensive Rebounds
No.	Uniform Number	OR	Offensive Rebounds
ST	Steals	TO	Turnovers
*	Game Starters	FD	Fouls Drawn
+/-	Plus-Minus	PF	Fouls
M/A	Made / Attempts	TOT	Total Rebounds
PTS	Points	AS	Assists
MIN	Minutes Played	Qx	Minutes Played Quarter Time



Results

結果

Game 51

AUS 71 vs 32 ALG (27-8, 15-9, 17-7, 12-8)

Game Duration: 1:35

Referee: WOOD Ben

Commissioner: ANG Kean Koo

Umpires: YAP Poh Boon; NIKAIIDO Shunsuke

Scoring by 5 min intervals:		Q1		Q2		Q3		Q4	
AUS		14	27	32	42	53	59	65	71
ALG		6	8	10	17	22	24	30	32

AUS - Australia

No.	Name	Sport Class	MIN	Field Goals		2 Points		3 Points		Free Throws		Rebounds			AS	TO	ST	BS	PF	FD	+/-	PTS	
				M/A	%	M/A	%	M/A	%	M/A	%	OR	DR	TOT									
4	VINCI Sarah	1.0	10:22	1/1	100	1/1	100						2	2		1						14	2
5	CRONJE Jess	4.0	24:11	2/4	50	2/4	50			2/4	50		1	1	4	2			2	3	24	6	
*6	DODD Hannah	1.0	13:45	1/1	100	1/1	100			2/2	100	1		1	4		1			1	16	4	
*7	CRONAU Shelley	2.5	12:48	4/5	80	4/5	80								4	1			2	1	15	8	
*8	MUNRO-COOK Georgia (C)	4.5	23:51	6/14	43	6/14	43			2/5	40	1	4	5	3	1			2	3	22	14	
10	MELLBERG Bree	3.0	16:30	2/5	40	2/5	40						3	3		2	1		2	1	17	4	
13	OVENS Taishar	1.0	15:00	0/3	0	0/3	0						1	1			1		1	2	7	0	
*14	SABLJAK Ella	1.0	13:50	0/1	0	0/1	0														13	0	
*15	MERRITT Amber	4.5	23:03	13/18	72	13/17	76	0/1	0	1/3	33	1	7	8	5	2	2	1	1	2	28	27	
21	FRIDAY Mary	1.0	16:29	1/2	50	1/2	50						1	1						1	19	2	
22	MARTIN Isabel	1.0	14:21									2	2	4	1					1	9	0	
23	ALEXANDER Natalie	2.5	15:50	2/5	40	2/5	40			0/2	0		4	4	1				1	1	11	4	
Team / Coach												1	7	8									
Totals				32/59	54	32/58	55	0/1	0	7/16	44	6	32	38	22	9	5	1	11	16	39	71	
Coach		FRIDAY Craig																					
Assistant Coach		CAMPBELL Craig										GRAHAM Sarah											

ALG - Algeria

No.	Name	Sport Class	MIN	Field Goals		2 Points		3 Points		Free Throws		Rebounds			AS	TO	ST	BS	PF	FD	+/-	PTS	
				M/A	%	M/A	%	M/A	%	M/A	%	OR	DR	TOT									
4	MEHIMDA Nebia	3.0	7:20	1/4	25	1/4	25					1	1	1								-5	2
5	KHEDIR Naoual	4.0	4:45										1	1	2				3			-5	0
6	GHOUL Yamina	1.5	DNP																				
7	BELHADEF Hafida	4.0	DNP																				
*8	BOUZIDI Fatima	1.0	40:00	0/3	0	0/3	0			1/2	50	3		3		1			2	1	-39	1	
*9	KHEMGANI Djamilia (C)	4.0	28:42	3/13	23	3/10	30	0/3	0				5	5	3	4			2	4	-31	6	
*11	SEMATI Dahbia	1.5	40:00	1/3	33	1/3	33					1	3	4	1				2		-39	2	
12	ZAIRI Kheira	4.0	21:05	2/9	22	2/9	22			0/2	0	3	3	6	3	2	2	2	3	2	-12	4	
13	SELLAMI Zohra	2.5	4:20	0/2	0	0/2	0						1	1							-4	0	
*14	ABDELALI Samiha	2.5	28:20	3/14	21	2/11	18	1/3	33	1/2	50	1	1	2	3	4	2		3	3	-30	8	
*15	BOUBLAL Nourhane	4.5	25:28	4/9	44	4/9	44			1/2	50	3	3	6	1	1		1	1	1	-30	9	
Team / Coach												1	8	9		7							
Totals				14/57	25	13/51	25	1/6	17	3/8	38	13	25	38	12	21	4	3	16	11	-39	32	
Coach		TAGHICHE Ahmed																					
Assistant Coach		HOURI Youcef																					

	AUS	ALG
Points from Turnovers	22	5
Points in the Paint	50 (25/40) 63%	24 (12/37) 32%
Second Chance Points	6	8
Fast Break Points	10	2
Bench Points	18	6

	AUS	ALG
Biggest Lead	41	
Biggest Scoring Run	9-0 (21-6)	3-0 (36-17)
Lead Changes		
Times Tied		
Time Leading	39:44	0:00

Legend:			
%	Shooting Percentage	(C)	Captain
BS	Blocked Shots	DNP	Did Not Play
MIN	Minutes Played	No.	Uniform Number
Qx	Quarter Time	ST	Steals
*	Game Starters	DR	Defensive Rebounds
+/-	Plus-Minus	OR	Offensive Rebounds
AS	Assists	PF	Fouls
M/A	Made / Attempts	TOT	Total Rebounds
PTS	Points		



Results

結果

Game 54

CAN 48 vs 63 USA (10-12, 13-21, 9-12, 16-18)

Game Duration: 1:28

Referee: ZAMPONI Maurizio

Commissioner: SCHOEMAN Andrew

Umpires: VILLARD Celine; ONO Hiroki

Scoring by 5 min intervals:	CAN USA	Q1		Q2		Q3		Q4	
		4	10	16	23	27	32	40	48
		6	12	22	33	39	45	51	63

CAN - Canada

No.	Name	Sport Class	MIN	Field Goals		2 Points		3 Points		Free Throws		Rebounds			AS	TO	ST	BS	PF	FD	+/-	PTS	
				M/A	%	M/A	%	M/A	%	M/A	%	OR	DR	TOT									
*4	LALONDE Rosalie	3.0	24:26	1/7	14	1/7	14			4/6	67	2	3	5	5		1		2	3	-12	6	
5	TESSIER Elodie	2.5	15:34	2/2	100	2/2	100								3				2	1	-3	4	
6	YOUNG Arinn	4.5	25:34	3/7	43	3/6	50	0/1	0	5/8	63	1	7	8	6		1	1	2	5	-11	11	
*7	OUELLET Cindy (C)	3.5	19:01	3/9	33	3/9	33			3/4	75		1	1	2	1			2		-8	9	
8	STEEVES Tamara	1.5	19:49	1/7	14	1/7	14								2				1		-3	2	
9	DUPLESSIS Danielle	4.5	DNP																				
*10	LAI Puisand	1.0	35:25	1/3	33	1/3	33												3		-11	2	
*11	LLANES Tara	1.5	14:46	3/3	100	3/3	100						1	1	1						-8	6	
12	BERUBE Sandrine	4.5	DNP																				
*13	DANDENEAU Kathleen	4.5	35:25	4/15	27	4/10	40	0/5	0	0/2	0	1	12	13	6	1	1		4	2	-11	8	
15	HAWTIN Melanie	1.0	10:00													1			2		-8	0	
Team / Coach												2	1	3									
Totals				18/53	34	18/47	38	0/6	0	12/20	60	6	25	31	22	6	3	1	16	13	-15	48	
Coach		DUCHARME Marc Antoine																					
Assistant Coach		CASS Simon										NORDELL Darrell											

USA - United States

No.	Name	Sport Class	MIN	Field Goals		2 Points		3 Points		Free Throws		Rebounds			AS	TO	ST	BS	PF	FD	+/-	PTS
				M/A	%	M/A	%	M/A	%	M/A	%	OR	DR	TOT								
1	IBANEZ Alejandra	2.5	DNP																			
3	BAULEKE Abigail	1.5	DNP																			
4	VORIS Zoe	3.5	DNP																			
*5	HUNTER Darlene	1.0	40:00	3/5	60	3/5	60					3	1	4	2	1			3	1	15	6
7	ASLAKSON Josie	1.0	DNP																			
*8	SCHNEIDER Natalie (C)	4.5	40:00	8/12	67	8/12	67			2/2	100	2	7	9	1	1	2	1	2	4	15	18
*15	HOLLERMANN Rose	3.5	37:24	7/20	35	7/20	35			5/6	83		9	9	5	2			3	5	15	19
21	EATON Kaitlyn	1.5	DNP																			
*24	ZURBRUGG Lindsey	2.5	40:00	4/11	36	4/11	36			2/4	50	2	2	4	4		1		2	3	15	10
43	MOODY Bailey	4.0	2:36	0/2	0	0/2	0						2	2							0	0
54	GONZALEZ Ixhelt	4.5	DNP																			
*55	RYAN Courtney	2.0	40:00	5/13	38	5/13	38						7	7	13	1			3	3	15	10
Team / Coach												3	3	6								
Totals				27/63	43	27/63	43			9/12	75	10	31	41	25	5	3	1	13	16	15	63
Coach		JOHNSON Lawrence																				
Assistant Coach		SPANGLER Amy										KRAMER Adam										

	CAN	USA
Points from Turnovers	8	2
Points in the Paint	26 (13/34) 38%	30 (15/21) 71%
Second Chance Points	2	12
Fast Break Points		10
Bench Points	17	

	CAN	USA
Biggest Lead	2	17
Biggest Scoring Run	8-0 (40-47)	7-0 (46-63)
Lead Changes		1
Times Tied		4
Time Leading	0:17	36:19

Legend:			
%	Shooting Percentage	(C)	Captain
BS	Blocked Shots	DNP	Did Not Play
MIN	Minutes Played	No.	Uniform Number
Qx	Quarter Time	ST	Steals
*	Game Starters	DR	Defensive Rebounds
+/-	Plus-Minus	OR	Offensive Rebounds
AS	Assists	PF	Fouls
M/A	Made / Attempts	TOT	Total Rebounds
PTS	Points		



Results

結果

Game 52

GER 57 vs 33 ESP

(16-13, 8-6, 19-5, 14-9)

Game Duration: 1:42

Referee: ROSENBERG Helen

Commissioner: TIMMS Janine

Umpires: LAPOINTE Alexandre; KOC Yekta Sansal

Scoring by 5 min intervals:	GER ESP	Q1		Q2		Q3		Q4	
		5	16	21	24	33	43	52	57
		7	13	17	19	22	24	29	33

GER - Germany

No.	Name	Sport Class	MIN	Field Goals		2 Points		3 Points		Free Throws		Rebounds			AS	TO	ST	BS	PF	FD	+/-	PTS
				M/A	%	M/A	%	M/A	%	M/A	%	OR	DR	TOT								
*4	MILLER Mareike (C)	4.5	28:43	4/13	31	2/10	20	2/3	67	3/6	50	2	8	10	7	2	3		2	4	24	13
5	WELIN-RYKLIN Johanna	2.0	DNP																			
6	WEISS Catharina	1.0	21:04	0/2	0	0/2	0			0/2	0		2	2		1	1	1	5	1	9	0
*7	PATZWALD Anne	1.0	26:05	2/3	67	2/3	67			1/3	33		2	2						4	21	5
*8	LANG Katharina	4.5	29:10	6/13	46	5/12	42	1/1	100	1/2	50	1	8	9	7	3	3		1	4	14	14
9	FUERST Laura	2.0	15:36	1/5	20	1/5	20			0/2	0	2	1	3	1				1	2	8	2
10	BERGENTHAL Lisa	3.5	5:03	1/1	100	1/1	100						2	2		2				1	1	2
11	LINDHOLM Maya	2.5	13:27	2/5	40	2/5	40								1	2			3		14	4
*12	BREUER Annabel	1.5	27:48	3/4	75	3/4	75					1	3	4	1		1		1		17	6
*13	MAYER Svenja	2.5	16:00	1/2	50	1/2	50								1	1					3	2
14	KNIPPELMEYER Lena	4.5	8:58	2/4	50	2/4	50			1/1	100	2	1	3	1				1	1	10	5
15	GROSS Barbara	4.5	8:06	2/5	40	2/5	40						2	2		1		1	1		-1	4
Team / Coach																						
Totals				24/57	42	21/53	40	3/4	75	6/16	38	8	32	40	19	13	8	2	15	17	24	57
Coach		NOHL Dennis																				
Assistant Coach		HOPP Andre																				

ESP - Spain

No.	Name	Sport Class	MIN	Field Goals		2 Points		3 Points		Free Throws		Rebounds			AS	TO	ST	BS	PF	FD	+/-	PTS
				M/A	%	M/A	%	M/A	%	M/A	%	OR	DR	TOT								
4	ORTEGA RICO Lourdes	1.0	10:43										1	1					2		-9	0
*6	RUIZ ESCRIBANO Sonia (C)	2.5	26:40	1/7	14	1/7	14					1	1	2	5	4			1	1	-13	2
8	ZUDAIRE GARCIA Beatriz	3.0	15:12	1/2	50	1/2	50					1	3	4	3	3	1		3	2	-11	2
*9	REVUELTA GARCIA Sara	1.0	29:17	2/3	67	2/3	67			1/4	25		1	1					2	2	-15	5
*11	PEREZ GUTIERREZ Virginia	4.0	29:40	5/18	28	3/13	23	2/5	40	1/2	50		6	6	4	3	1		1	2	-16	13
12	NUNEZ MILAN Judith	2.0	DNP																			
13	ALONSO VILARINO Maria	4.0	16:15	1/7	14	1/7	14						3	3	1			1	2	2	-8	2
*15	MONTIEL CORTIJO Almudena	2.0	38:08	2/8	25	2/8	25					2	2	4		2	2		3	1	-24	4
44	NAVARRO RODRIGUEZ Gabriela	4.0	5:33										2	2		2			1	2	-11	0
51	EGILUZ IBARGUEN Agurtzane	3.0	1:52																		0	0
*55	LOPEZ CHAVEZ Isabel	4.5	26:40	2/6	33	2/6	33			1/2	50		9	9		3			3	3	-13	5
88	RUIZ RUIZ Maria	2.0	DNP																			
Team / Coach																						
Totals				14/51	27	12/46	26	2/5	40	3/8	38	7	31	38	13	21	4	1	17	15	-24	33
Coach		CARRION RUIZ Abraham																				
Assistant Coach		VARGAS AREVALO Marta		BENITEZ SANCHEZ David																		

	GER	ESP
Points from Turnovers	19	4
Points in the Paint	22 (11/32) 34%	16 (8/27) 30%
Second Chance Points	5	2
Fast Break Points		2
Bench Points	17	4

	GER	ESP
Biggest Lead	26	3
Biggest Scoring Run	11-0 (33-19)	4-0 (3-6)
Lead Changes		2
Times Tied		4
Time Leading	32:58	3:24

Legend:			
%	Shooting Percentage	(C)	Captain
BS	Blocked Shots	DNP	Did Not Play
MIN	Minutes Played	No.	Uniform Number
Qx	Quarter Time	ST	Steals
*	Game Starters	DR	Defensive Rebounds
+/-	Plus-Minus	OR	Offensive Rebounds
AS	Assists	PF	Fouls
M/A	Made / Attempts	TOT	Total Rebounds
PTS	Points		



Results

結果

Game 55

CHN 47 vs 33 GBR

(14-5, 13-9, 11-10, 9-9)

Game Duration: 1:31

Referee: FRONCZAK Adam

Commissioner: van MEURS Nathalie

Umpires: CARMONA Hector; PEIC Krunoslav

Scoring by 5 min intervals:	CHN	Q1	Q2	Q3	Q4	GBR
		4 14	21 27	33 38	42 47	
		2 5	6 14	20 24	31 33	

CHN - China

No.	Name	Sport Class	MIN	Field Goals		2 Points		3 Points		Free Throws		Rebounds			AS	TO	ST	BS	PF	FD	+/-	PTS
				M/A	%	M/A	%	M/A	%	M/A	%	OR	DR	TOT								
5	CHEN Xuejing	1.0	DNP																			
*6	ZHANG Xuemei	4.0	40:00	5/7	71	5/7	71						3	3	1		1	1	2		14	10
*7	ZHANG Tonglei	1.0	40:00	5/10	50	5/10	50						2	2	5	2	1		2		14	10
8	LYU Guidi	4.0	38:24	2/5	40	2/5	40			1/2	50	2	12	14				2	5		14	5
*9	LIN Suiling (C)	3.0	40:00	6/13	46	6/11	55	0/2	0	1/4	25	1	4	5	10	1	1		1	3	14	13
10	HUANG Xiaolian	2.0	38:24	4/14	29	4/14	29			1/3	33	2	2	4	4			4	4		14	9
*11	DAI Jiameng	4.5	1:36													1					0	0
12	LEI Tianjiao	4.5	DNP																			
13	CHEN Wenli	1.5	DNP																			
15	YANG Yan	4.0	DNP																			
16	DENG Mingzhu	2.0	DNP																			
*23	CHEN Meier	1.5	1:36										1	1					1		0	0
Team / Coach												1	9	10		4						
Totals				22/49	45	22/47	47	0/2	0	3/9	33	6	33	39	20	10	3	1	11	14	14	47
Coach		CHEN Qi																				
Assistant Coach		HAN Yan																				

GBR - Great Britain

No.	Name	Sport Class	MIN	Field Goals		2 Points		3 Points		Free Throws		Rebounds			AS	TO	ST	BS	PF	FD	+/-	PTS
				M/A	%	M/A	%	M/A	%	M/A	%	OR	DR	TOT								
*4	MOORE Charlotte	1.0	40:00	1/6	17	1/6	17					1	1	1				4			-14	2
5	CARRIGILL Sophie	1.0	19:00									1	1	1	1			4			-3	0
6	BELL Michaela	1.5	DNP																			
*7	FREEMAN Helen	4.0	26:53	4/13	31	3/10	30	1/3	33	1/3	33		10	10	2	1			3		-12	10
*8	WILLIAMS Laurie	2.5	21:00	1/9	11	1/9	11			0/2	0	1	3	4	1	2		1	4		-11	2
9	HAMER Judith	4.0	3:37	1/2	50	1/2	50														2	2
*10	CONROY Amy (C)	4.0	24:24	4/6	67	4/6	67			1/2	50	1	3	4	2		1		1		-3	9
11	THOMPSON Madeleine	4.0	22:53	2/10	20	2/9	22	0/1	0			1	1	1	1	1		2			-8	4
12	ROBINSON Lucy	4.5	DNP																			
13	FITZPATRICK Siobhan	3.0	DNP																			
*14	HAIZELDEN Joy	2.5	21:00	1/3	33	1/3	33					2		2		1		1	1		-11	2
15	LOVE Robyn	3.5	21:13	1/5	20	1/4	25	0/1	0			3	2	5	3	1	1	2	3		-10	2
Team / Coach												1	1									
Totals				15/54	28	14/49	29	1/5	20	2/7	29	7	22	29	11	7	2		14	12	-14	33
Coach		FISHER Simon																				
Assistant Coach		THOMPSON Madeleine																				

	CHN	GBR
Points from Turnovers	8	4
Points in the Paint	6 (3/7) 43%	8 (4/19) 21%
Second Chance Points	2	5
Fast Break Points		2
Bench Points	14	8

	CHN	GBR
Biggest Lead	16	
Biggest Scoring Run	8-0 (16-5)	5-0 (42-31)
Lead Changes		
Times Tied		1
Time Leading	37:59	0:00

Legend:			
%	Shooting Percentage	(C)	Captain
BS	Blocked Shots	DNP	Did Not Play
MIN	Minutes Played	No.	Uniform Number
Qx	Quarter Time	ST	Steals
*	Game Starters	DR	Defensive Rebounds
		OR	Offensive Rebounds
		TO	Turnovers
+/-	Plus-Minus	FD	Fouls Drawn
		PF	Fouls
AS	Assists	TOT	Total Rebounds
M/A	Made / Attempts		
PTS	Points		



Results

結果

Game 53

NED 82 vs 24 JPN

(28-6, 18-6, 20-8, 16-4)

Game Duration: 1:23

Referee: GAUTHIER Sebastien

Commissioner: MAGALLANES Juan

Umpires: RADYKAS Linas; GAMEZ Mauricio

Scoring by 5 min intervals:	NED	Q1	Q2	Q3	Q4	JPN
		14 28	38 46	58 66	74 82	
		2 6	8 12	14 20	24 24	

NED - Netherlands

No.	Name	Sport Class	MIN	Field Goals		2 Points		3 Points		Free Throws		Rebounds			AS	TO	ST	BS	PF	FD	+/-	PTS	
				M/A	%	M/A	%	M/A	%	M/A	%	OR	DR	TOT									
1	TAGGENBROCK Anouk	2.5	5:16	0/1	0	0/1	0					1	1	2				1		2	2	0	
*2	ARTS Ilse	1.5	22:56	1/2	50	1/2	50					1	3	4	2	1			1		38	2	
4	van HEES Sylvana	1.5	8:04	0/1	0	0/1	0										1		2	6	0		
5	FRELINK Lindsay	2.0	9:37												1						16	0	
*6	VISSER Jitske	1.0	23:47	5/8	63	5/8	63						2	2	3	1	1			42	10		
8	van der SPRONG Julia	3.5	20:14	2/9	22	2/9	22					3	5	8	1		1	2	1	22	4		
*9	KRAMER Bo	4.5	26:57	9/15	60	9/14	64	0/1	0	2/2	100	5	12	17	9	3			2	46	20		
10	WIMMENHOEVE Xena	4.0	11:13	2/4	50	2/4	50					2		2				1		14	4		
11	KORVER Cher	2.5	15:54	1/6	17	1/6	17						5	5	7					12	2		
12	PRONK Saskia	1.0	7:55																	10	0		
*14	de ROOIJ Carina (C)	3.0	20:41	1/3	33	1/3	33					3	2	5	6	1			2	40	2		
*15	BEIJER Mariska	4.0	27:26	19/25	76	19/25	76			0/1	0	2	9	11	2	3	1	1	1	42	38		
Team / Coach												1	5	6									
Totals				40/74	54	40/73	55	0/1	0	2/3	67	18	44	62	30	10	3	3	5	10	58	82	
Coach		van der LINDEN Gertjan																					
Assistant Coach		SLOOF Irene																					

JPN - Japan

No.	Name	Sport Class	MIN	Field Goals		2 Points		3 Points		Free Throws		Rebounds			AS	TO	ST	BS	PF	FD	+/-	PTS	
				M/A	%	M/A	%	M/A	%	M/A	%	OR	DR	TOT									
2	ZAIMA Izumi	1.0	14:07							0/2	0		1	1					1	1	-16	0	
*4	YANAGIMOTO Amane	2.5	13:41	1/7	14	0/5	0	1/2	50	1/2	50	1	1	1	1				1	1	-20	4	
5	HIRAI Miki	2.5	2:49	0/1	0	0/1	0					1	1	2		1				-4	0		
7	TSUCHIDA Mayumi	4.0	16:07	2/7	29	2/7	29						3	3	1	1	1		2	1	-26	4	
*10	HAGINO Mayo	1.5	34:19	1/8	13	1/7	14	0/1	0				2	2		1	1		2		-48	2	
*12	FUJII Ikumi (C)	4.0	14:09	1/4	25	1/4	25						2	2						-30	2		
14	SHIMIZU Chinami	3.0	8:12	0/3	0	0/3	0													-12	0		
*15	AMIMOTO Mari	4.5	18:44	2/9	22	2/8	25	0/1	0			2	2	4	4	2				-24	4		
18	KITADA Chihiro	4.5	31:00	1/20	5	1/17	6	0/3	0			3	3	6	2	2	1		2		-36	2	
*19	KITAMA Yui	1.0	22:11	0/1	0	0/1	0					2	1	3					1		-34	0	
22	YASUO Emi	2.0	9:23	1/1	100	1/1	100													-18	2		
88	ODAJIMA Rie	2.5	15:18	2/7	29	2/5	40	0/2	0			1		1			1			-22	4		
Team / Coach												4	4	2									
Totals				11/68	16	10/59	17	1/9	11	1/4	25	14	15	29	8	9	4			9	5	-58	24
Coach		IWASA Yoshiaki																					
Assistant Coach		TACHIBANA Kaori										YAMASAKI Sayaka											

	NED	JPN
Points from Turnovers	14	5
Points in the Paint	60 (30/53) 57%	6 (3/13) 23%
Second Chance Points	22	4
Fast Break Points	10	
Bench Points	10	12

	NED	JPN
Biggest Lead	58	
Biggest Scoring Run	18-0 (22-2)	4-0 (60-18)
Lead Changes		
Times Tied		
Time Leading	39:50	0:00

Legend:			
%	Shooting Percentage	(C)	Captain
BS	Blocked Shots	DR	Defensive Rebounds
No.	Uniform Number	OR	Offensive Rebounds
ST	Steals	TO	Turnovers
*	Game Starters	FD	Fouls Drawn
+/-	Plus-Minus	PF	Fouls
M/A	Made / Attempts	PTS	Points
AS	Assists	MIN	Minutes Played
Qx	Quarter Time		
TOT	Total Rebounds		



Results

結果

Game 62

ESP 43 vs 62 GBR

(8-22, 13-11, 8-20, 14-9)

Game Duration: 1:41

Referee: YAP Poh Boon

Commissioner: SCHOEMAN Andrew

Umpires: KOC Yekta Sansal; GAMEZ Mauricio

Scoring by 5 min intervals:		Q1		Q2		Q3		Q4	
ESP		4	8	15	21	27	29	35	43
GBR		10	22	26	33	39	53	57	62

ESP - Spain

No.	Name	Sport Class	MIN	Field Goals		2 Points		3 Points		Free Throws		Rebounds			AS	TO	ST	BS	PF	FD	+/-	PTS	
				M/A	%	M/A	%	M/A	%	M/A	%	OR	DR	TOT									
4	ORTEGA RICO Lourdes	1.0	20:15	0/1	0	0/1	0			0/2	0		4	4					2	1	-7	0	
6	RUIZ ESCRIBANO Sonia (C)	2.5	21:37	3/5	60	3/5	60			0/2	0		1	1	3	4	1		2	1	-3	6	
*8	ZUDAIRE GARCIA Beatriz	3.0	21:00	2/6	33	2/6	33			1/2	50				4	1			3	-14	5		
*9	REVUELTA GARCIA Sara	1.0	28:04	1/5	20	1/5	20						2	2						-10	2		
*11	PEREZ GUTIERREZ Virginia	4.0	24:37	5/12	42	5/9	56	0/3	0				9	9		12		2	4	-17	10		
12	NUNEZ MILAN Judith	2.0	DNP																				
*13	ALONSO VILARINO Maria	4.0	22:11	1/7	14	1/7	14					4	2	6	2			3		-13	2		
*15	MONTIEL CORTIJO Almudena	2.0	20:45	0/3	0	0/3	0								2	1		5	1	-25	0		
44	NAVARRO RODRIGUEZ Gabriela	4.0	12:32	2/3	67	2/3	67					1		1	1	1			1	-8	4		
51	EGILUZ IBARGUEN Agurtzane	3.0	10:56	0/1	0	0/1	0			1/2	50		2	2	2	1		3	3	4	1		
55	LOPEZ CHAVEZ Isabel	4.5	18:03	6/9	67	6/9	67			1/4	25	3	3	6	1	1	1	1	5	-2	13		
88	RUIZ RUIZ Maria	2.0	DNP																				
Team / Coach												1	2	3		3							
Totals				20/52	38	20/49	41	0/3	0	3/12	25	9	25	34	13	25	3		18	19	-19	43	
Coach		CARRION RUIZ Abraham																					
Assistant Coach		VARGAS AREVALO Marta										BENITEZ SANCHEZ David											

GBR - Great Britain

No.	Name	Sport Class	MIN	Field Goals		2 Points		3 Points		Free Throws		Rebounds			AS	TO	ST	BS	PF	FD	+/-	PTS
				M/A	%	M/A	%	M/A	%	M/A	%	OR	DR	TOT								
*4	MOORE Charlotte	1.0	30:03	3/5	60	3/5	60							2				2	1	28	6	
5	CARRIGILL Sophie	1.0	13:31	0/2	0	0/2	0					1	1		3			2		-10	0	
6	BELL Michaela	1.5	3:05																	-6	0	
*7	FREEMAN Helen	4.0	26:26	3/10	30	3/10	30					1	5	6	9	2	4	3	2	25	6	
*8	WILLIAMS Laurie	2.5	33:21	3/6	50	3/6	50			3/6	50		5	5	6	3		2	8	26	9	
9	HAMER Judith	4.0	6:39	0/1	0	0/1	0								3			1	1	-7	0	
*10	CONROY Amy (C)	4.0	21:30	10/17	59	10/17	59			2/3	67	2	1	3	1		2	4	2	19	22	
11	THOMPSON Madeleine	4.0	11:58	4/5	80	4/5	80						1	1	1	1				-10	8	
12	ROBINSON Lucy	4.5	2:55	1/1	100	1/1	100						1	1	1	1		1		2	2	
13	FITZPATRICK Siobhan	3.0	7:05	0/2	0	0/2	0								2			2		-7	0	
*14	HAIZELDEN Joy	2.5	29:21	2/7	29	2/7	29					1	3	4	2			2	2	27	4	
15	LOVE Robyn	3.5	14:06	2/5	40	2/5	40			1/2	50	1	4	5	2		1	1	2	8	5	
Team / Coach												3	4	7								
Totals				28/61	46	28/61	46			6/11	55	9	24	33	23	15	8	1	19	18	19	62
Coach		FISHER Simon																				
Assistant Coach		THOMPSON Madeleine																				

	ESP	GBR
Points from Turnovers	13	24
Points in the Paint	26 (13/33) 39%	26 (13/28) 46%
Second Chance Points	8	4
Fast Break Points	2	8
Bench Points	24	15

	ESP	GBR
Biggest Lead	2	27
Biggest Scoring Run	8-0 (43-62)	12-0 (4-14)
Lead Changes		2
Times Tied		2
Time Leading	0:25	37:39

Legend:			
%	Shooting Percentage	(C)	Captain
BS	Blocked Shots	DNP	Did Not Play
MIN	Minutes Played	No.	Uniform Number
Qx	Quarter Time	ST	Steals
*	Game Starters	DR	Defensive Rebounds
+/-	Plus-Minus	OR	Offensive Rebounds
AS	Assists	PF	Fouls
M/A	Made / Attempts	TOT	Total Rebounds
PTS	Points		



Results

結果

Game 63

GER 42 vs 52 NED
(12-16, 13-10, 11-9, 6-17)

Attendance: 279

Game Duration: 1:32

Referee: GAUTHIER Sebastien

Commissioner: COSSAER Dirk

Umpires: HARGREAVES Darrell; ONO Hiroki

Scoring by 5 min intervals:	GER	Q1	Q2	Q3	Q4	NED
		8	12	18	25	29
		7	16	20	26	33
						35
						43
						52

GER - Germany

No.	Name	Sport Class	MIN	Field Goals		2 Points		3 Points		Free Throws		Rebounds			AS	TO	ST	BS	PF	FD	+/-	PTS
				M/A	%	M/A	%	M/A	%	M/A	%	OR	DR	TOT								
*4	MILLER Mareike (C)	4.5	36:10	5/14	36	5/11	45	0/3	0	4/5	80	1	4	5	4	4	2	1	4	8	-5	14
5	WELIN-RYKLIN Johanna	2.0	DNP																			
6	WEISS Catharina	1.0	1:46																1		0	0
*7	PATZWALD Anne	1.0	38:14	2/3	67	2/3	67					4	2	6	1	1			4		-10	4
*8	LANG Katharina	4.5	40:00	8/28	29	7/23	30	1/5	20	1/2	50		8	8	5	2	1	1	3	4	-10	18
9	FUERST Laura	2.0	23:25	1/5	20	1/5	20					1	4	5	4				3	1	-5	2
10	BERGENTHAL Lisa	3.5	DNP																			
11	LINDHOLM Maya	2.5	7:37	0/1	0	0/1	0						2	2			1				-2	0
*12	BREUER Annabel	1.5	40:00	2/4	50	2/4	50					1	3	4		1			2	1	-10	4
*13	MAYER Svenja	2.5	8:58												1		1		2		-3	0
14	KNIPPELMEYER Lena	4.5	3:50	0/2	0	0/2	0					2		2							-5	0
15	GROSS Barbara	4.5	DNP																			
Team / Coach													6	6		2						
Totals				18/57	32	17/49	35	1/8	13	5/7	71	9	29	38	15	10	5	2	19	14	-10	42
Coach		NOHL Dennis																				
Assistant Coach		HOPP Andre																				

NED - Netherlands

No.	Name	Sport Class	MIN	Field Goals		2 Points		3 Points		Free Throws		Rebounds			AS	TO	ST	BS	PF	FD	+/-	PTS
				M/A	%	M/A	%	M/A	%	M/A	%	OR	DR	TOT								
1	TAGGENBROCK Anouk	2.5	DNP																			
*2	ARTS Ilse	1.5	35:57	1/5	20	1/5	20					2	3	5	1		2	1	1		10	2
4	van HEES Sylvana	1.5	DNP																			
5	FRELINK Lindsay	2.0	DNP																			
*6	VISSER Jitske	1.0	40:00	0/5	0	0/5	0								6	3			1		10	0
8	van der SPRONG Julia	3.5	4:03	0/1	0	0/1	0													1	0	0
*9	KRAMER Bo	4.5	40:00	6/21	29	6/19	32	0/2	0	2/5	40	6	7	13	5	1	1	1	2	6	10	14
10	WIMMENHOEVE Xena	4.0	DNP																			
11	KORVER Cher	2.5	17:22	2/4	50	2/4	50					1	1	2	3	2			3	1	10	4
12	PRONK Saskia	1.0	4:03																		0	0
*14	de ROOIJ Carina (C)	3.0	18:35	0/6	0	0/5	0	0/1	0	2/2	100	1		1	1	1	1		3	2	0	2
*15	BEIJER Mariska	4.0	40:00	14/25	56	14/23	61	0/2	0	2/4	50	5	14	19	2	1			3	9	10	30
Team / Coach												3	4	7								
Totals				23/67	34	23/62	37	0/5	0	6/11	55	18	29	47	18	8	4	2	13	19	10	52
Coach		van der LINDEN Gertjan																				
Assistant Coach		SLOOF Irene																				

	GER	NED
Points from Turnovers	7	13
Points in the Paint	24 (12/23) 52%	42 (21/45) 47%
Second Chance Points	5	15
Fast Break Points		4
Bench Points	2	4

	GER	NED
Biggest Lead	3	11
Biggest Scoring Run	6-0 (8-5)	7-0 (41-52)
Lead Changes		11
Times Tied		5
Time Leading	10:04	26:36

Legend:			
%	Shooting Percentage	(C)	Captain
BS	Blocked Shots	DNP	Did Not Play
MIN	Minutes Played	No.	Uniform Number
Qx	Quarter Time	ST	Steals
*	Game Starters	DR	Defensive Rebounds
		OR	Offensive Rebounds
		TO	Turnovers
+/-	Plus-Minus	FD	Fouls Drawn
		PF	Fouls
AS	Assists	TOT	Total Rebounds
M/A	Made / Attempts		
PTS	Points		



Results

結果

Game 64

USA 36 vs 41 CHN

(9-6, 6-14, 8-7, 13-14)

Attendance: 279

Game Duration: 1:32

Referee: PAJER Tomas

Commissioner: MAGALLANES Juan

Umpires: FRONCZAK Adam; RADYKAS Linas

Scoring by 5 min intervals:	USA CHN	Q1		Q2		Q3		Q4	
		4	9	13	15	19	23	27	36
		2	6	12	20	23	27	29	41

USA - United States

No.	Name	Sport Class	MIN	Field Goals		2 Points		3 Points		Free Throws		Rebounds			AS	TO	ST	BS	PF	FD	+/-	PTS	
				M/A	%	M/A	%	M/A	%	M/A	%	OR	DR	TOT									
1	IBANEZ Alejandra	2.5	2:21																				
3	BAULEKE Abigail	1.5	DNP																				
4	VORIS Zoe	3.5	DNP																				
*5	HUNTER Darlene	1.0	40:00	2/4	50	2/4	50						1	1	2		1	1			-5	4	
7	ASLAKSON Josie	1.0	DNP																				
*8	SCHNEIDER Natalie (C)	4.5	40:00	2/4	50	2/4	50			2/2	100		10	10	1			2	1		-5	6	
*15	HOLLERMANN Rose	3.5	40:00	5/14	36	4/10	40	1/4	25	2/5	40		9	9	5			3	4		-5	13	
21	EATON Kaitlyn	1.5	DNP																				
*24	ZURBRUGG Lindsey	2.5	38:59	4/19	21	3/17	18	1/2	50				1	1	2	3			3	1	-5	9	
43	MOODY Bailey	4.0	DNP																				
54	GONZALEZ Ixhelt	4.5	DNP																				
*55	RYAN Courtney	2.0	38:40	2/6	33	2/6	33						1	5	6	5	3	1		5	2	-3	4
Team / Coach																							
Totals				15/47	32	13/41	32	2/6	33	4/7	57	1	28	29	15	9	1	1	15	8	-5	36	
Coach		JOHNSON Lawrence																					
Assistant Coach		SPANGLER Amy										KRAMER Adam											

CHN - China

No.	Name	Sport Class	MIN	Field Goals		2 Points		3 Points		Free Throws		Rebounds			AS	TO	ST	BS	PF	FD	+/-	PTS
				M/A	%	M/A	%	M/A	%	M/A	%	OR	DR	TOT								
5	CHEN Xuejing	1.0	DNP																			
*6	ZHANG Xuenei	4.0	40:00	4/8	50	4/8	50			3/4	75		7	7	3		1	2	3	5	11	
*7	ZHANG Tonglei	1.0	40:00	4/10	40	4/10	40			5/6	83		3	3	3	2	1	1	7	5	13	
*8	LYU Guidi	4.0	40:00	1/3	33	1/2	50	0/1	0	3/4	75		8	8	1		2	1	2	5	5	
*9	LIN Suiling (C)	3.0	40:00	5/19	26	5/15	33	0/4	0	2/2	100		8	8	5		1	2	2	5	12	
*10	HUANG Xiaolian	2.0	40:00	0/7	0	0/7	0						1	2	3	2	1		2	1	5	0
11	DAI Jiameng	4.5	DNP																			
12	LEI Tianjiao	4.5	DNP																			
13	CHEN Wenli	1.5	DNP																			
15	YANG Yan	4.0	DNP																			
16	DENG Mingzhu	2.0	DNP																			
23	CHEN Meier	1.5	DNP																			
Team / Coach																						
Totals				14/47	30	14/42	33	0/5	0	13/16	81	3	31	34	14	6	4	1	8	15	5	41
Coach		CHEN Qi																				
Assistant Coach		HAN Yan																				

	USA	CHN
Points from Turnovers	5	7
Points in the Paint	18 (9/14) 64%	10 (5/9) 56%
Second Chance Points		2
Fast Break Points		4
Bench Points		

	USA	CHN
Biggest Lead	3	8
Biggest Scoring Run	4-0 (13-10)	6-0 (13-16)
Lead Changes		3
Times Tied		2
Time Leading	11:47	25:15

Legend:			
%	Shooting Percentage	(C)	Captain
BS	Blocked Shots	DNP	Did Not Play
MIN	Minutes Played	No.	Uniform Number
Qx	Quarter Time	ST	Steals
*	Game Starters	DR	Defensive Rebounds
+/-	Plus-Minus	OR	Offensive Rebounds
AS	Assists	PF	Fouls
M/A	Made / Attempts	TOT	Total Rebounds
PTS	Points		



Results

結果

Game 66

CAN 68 vs 49 JPN (22-4, 16-13, 19-14, 11-18)

Game Duration: 1:30

Referee: TAHMASIAN Geghard

Commissioner: van MEURS Nathalie

Umpires: QUINTANA Matias; MATHIAS Gustavo

Scoring by 5 min intervals:	CAN	Q1	Q2	Q3	Q4	JPN
		14	22	30	38	66
		4	4	8	17	28
				50	57	66
				28	31	49

CAN - Canada

No.	Name	Sport Class	MIN	Field Goals		2 Points		3 Points		Free Throws		Rebounds			AS	TO	ST	BS	PF	FD	+/-	PTS
				M/A	%	M/A	%	M/A	%	M/A	%	OR	DR	TOT								
*4	LALONDE Rosalie	3.0	24:32	10/15	67	10/14	71	0/1	0				4	4	3	3	3		2	1	26	20
5	TESSIER Elodie	2.5	15:28	2/5	40	2/5	40					2	2	2	4						-7	4
*6	YOUNG Arinn	4.5	21:51	4/12	33	4/11	36	0/1	0	0/2	0	13	13	8	1		1	3	2	30	8	
*7	OUELLET Cindy (C)	3.5	26:53	6/7	86	6/7	86			1/1	100	4	4	6	5	1		1	1	21	13	
*8	STEEVES Tamara	1.5	16:09	1/3	33	1/3	33					1	1	1	1			1	1	18	2	
9	DUPLESSIS Danielle	4.5	8:50	1/3	33	1/3	33					3	3	1	2	1		1		-17	2	
*10	LAI Puisand	1.0	21:33	1/2	50	1/2	50					2	2	1	1			1	1	25	2	
11	LLANES Tara	1.5	20:26	1/2	50	1/2	50					1	1	2	1	1				-4	2	
12	BERUBE Sandrine	4.5	7:09	0/1	0	0/1	0			1/2	50	4	4	3					1	-1	1	
13	DANDENEAU Kathleen	4.5	15:17	6/8	75	4/6	67	2/2	100			1	3	4	1	3	1	2		5	14	
15	HAWTIN Melanie	1.0	21:52											2				2		-1	0	
Team / Coach																						
Totals				32/58	55	30/54	56	2/4	50	2/5	40	6	39	45	27	22	8	1	13	6	19	68
Coach		DUCHARME Marc Antoine																				
Assistant Coach		CASS Simon										NORDELL Darrell										

JPN - Japan

No.	Name	Sport Class	MIN	Field Goals		2 Points		3 Points		Free Throws		Rebounds			AS	TO	ST	BS	PF	FD	+/-	PTS
				M/A	%	M/A	%	M/A	%	M/A	%	OR	DR	TOT								
2	ZAIMA Izumi	1.0	8:33																		-15	0
*4	YANAGIMOTO Amane	2.5	15:35	2/6	33	2/5	40	0/1	0	2/2	100			2	2				1	-7	6	
5	HIRAI Miki	2.5	1:35																1	6	0	
7	TSUCHIDA Mayumi	4.0	4:17	0/2	0	0/2	0							1	1					-2	0	
*10	HAGINO Mayo	1.5	36:54	2/10	20	2/9	22	0/1	0	1/2	50	3	3	2	1	2		1	4	-15	5	
*12	FUJII Ikumi (C)	4.0	27:44	3/11	27	3/11	27					3	4	7	7	1	1		1	-29	6	
14	SHIMIZU Chinami	3.0	14:22	1/4	25	1/4	25					1	2	3				1	-13	2		
*15	AMIMOTO Mari	4.5	16:49	3/10	30	3/10	30					1	1	3	3	2		1	1	-2	6	
18	KITADA Chihiro	4.5	31:10	8/19	42	6/14	43	2/5	40	2/4	50	8	8	4	1	4	2	1	2	-5	20	
*19	KITAMA Yui	1.0	31:27	1/2	50	1/2	50					2	2			2		1	3	-4	2	
22	YASUO Emi	2.0	3:06											1	1			1		-4	0	
88	ODAJIMA Rie	2.5	8:28	1/4	25	1/4	25					1	1							-5	2	
Team / Coach																						
Totals				21/68	31	19/61	31	2/7	29	5/8	63	6	22	28	18	12	13	2	6	13	-19	49
Coach		IWASA Yoshiaki																				
Assistant Coach		TACHIBANA Kaori										YAMASAKI Sayaka										

	CAN	JPN
Points from Turnovers	13	17
Points in the Paint	54 (27/42) 64%	26 (13/33) 39%
Second Chance Points	4	2
Fast Break Points	22	17
Bench Points	23	24

	CAN	JPN
Biggest Lead	33	
Biggest Scoring Run	12-0 (22-4)	10-0 (66-43)
Lead Changes		
Times Tied		
Time Leading	38:55	0:00

Legend:			
%	Shooting Percentage	(C)	Captain
BS	Blocked Shots	DR	Defensive Rebounds
No.	Uniform Number	OR	Offensive Rebounds
ST	Steals	TO	Turnovers
*	Game Starters	FD	Fouls Drawn
+/-	Plus-Minus	PF	Fouls
M/A	Made / Attempts	PTS	Points
AS	Assists	MIN	Minutes Played
Qx	Quarter Time		



Results

結果

Game 70

GER 51 vs 64 USA

Attendance: 30

Game Duration: 1:38

Referee: NIKAIDO Shunsuke

Commissioner: SCHOEMAN Andrew

Umpires: PEIC Krunoslav; FRONCZAK Adam

Scoring by 5 min intervals:	GER	Q1	Q2	Q3	Q4	USA
		9 13	19 25	28 39	43 51	
		6 20	26 31	35 44	52 64	

GER - Germany

No.	Name	Sport Class	MIN	Field Goals		2 Points		3 Points		Free Throws		Rebounds			AS	TO	ST	BS	PF	FD	+/-	PTS
				M/A	%	M/A	%	M/A	%	M/A	%	OR	DR	TOT								
*4	MILLER Mareike (C)	4.5	40:00	10/24	42	10/20	50	0/4	0	6/6	100	2	8	10	8	1	1	1	3	10	-13	26
5	WELIN-RYKLIN Johanna	2.0	DNP																			
6	WEISS Catharina	1.0	26:29	1/1	100	1/1	100						1	1					5		-7	2
*7	PATZWALD Anne	1.0	18:57												1		1		1		-2	0
*8	LANG Katharina	4.5	33:35	5/18	28	5/15	33	0/3	0	2/4	50	1	10	11	6	2		2	4	2	-5	12
9	FUERST Laura	2.0	17:14									1	1	2	1				2	1	-2	0
10	BERGENTHAL Lisa	3.5	DNP																			
11	LINDHOLM Maya	2.5	12:46	3/4	75	3/4	75								1	2			4		-4	6
*12	BREUER Annabel	1.5	34:34	0/4	0	0/4	0			1/2	50		1	1					2	2	-17	1
*13	MAYER Svenja	2.5	10:00	2/3	67	2/3	67						1	1	1						-7	4
14	KNIPPELMEYER Lena	4.5	2:59																1		-2	0
15	GROSS Barbara	4.5	3:26	0/1	0	0/1	0								1				1		-6	0
Team / Coach																						
Totals				21/55	38	21/48	44	0/7	0	9/12	75	4	24	28	18	6	2	3	23	15	-13	51
Coach		NOHL Dennis																				
Assistant Coach		HOPP Andre																				

USA - United States

No.	Name	Sport Class	MIN	Field Goals		2 Points		3 Points		Free Throws		Rebounds			AS	TO	ST	BS	PF	FD	+/-	PTS
				M/A	%	M/A	%	M/A	%	M/A	%	OR	DR	TOT								
1	IBANEZ Alejandra	2.5	8:32	0/2	0	0/2	0			0/2	0								2	1	-3	0
3	BAULEKE Abigail	1.5	0:42																		-4	0
4	VORIS Zoe	3.5	0:42	0/1	0	0/1	0			0/2	0								1		-3	0
*5	HUNTER Darlene	1.0	29:52	2/3	67	2/3	67					2		2	2				3	2	7	4
7	ASLAKSON Josie	1.0	8:41																		5	0
*8	SCHNEIDER Natalie (C)	4.5	38:40	4/5	80	4/5	80			4/6	67		11	11	2		3		3	4	19	12
*15	HOLLERMANN Rose	3.5	39:18	4/12	33	4/12	33			4/5	80	1	11	12	10	1	1		4		16	12
21	EATON Kaitlyn	1.5	0:45																		5	0
*24	ZURBRUGG Lindsey	2.5	37:24	9/17	53	8/13	62	1/4	25	3/4	75	2	3	5	3	4		3	6	17	22	
43	MOODY Bailey	4.0	0:42																		-4	0
54	GONZALEZ Ixhelt	4.5	0:38	0/1	0	0/1	0														-2	0
*55	RYAN Courtney	2.0	34:04	7/14	50	7/13	54	0/1	0	0/2	0	1	2	3	6	1			4	4	12	14
Team / Coach																						
Totals				26/55	47	25/50	50	1/5	20	11/21	52	7	31	38	23	6	4		15	22	13	64
Coach		JOHNSON Lawrence																				
Assistant Coach		SPANGLER Amy		KRAMER Adam																		

	GER	USA
Points from Turnovers	4	6
Points in the Paint	32 (16/29) 55%	20 (10/18) 56%
Second Chance Points	7	4
Fast Break Points	2	
Bench Points	8	

	GER	USA
Biggest Lead	3	17
Biggest Scoring Run	7-0 (9-6)	9-0 (19-29)
Lead Changes		3
Times Tied		1
Time Leading	2:31	35:47

Legend:			
%	Shooting Percentage	(C)	Captain
BS	Blocked Shots	DNP	Did Not Play
MIN	Minutes Played	No.	Uniform Number
Qx	Quarter Time	ST	Steals
*	Game Starters	DR	Defensive Rebounds
+/-	Plus-Minus	OR	Offensive Rebounds
AS	Assists	PF	Fouls
M/A	Made / Attempts	TOT	Total Rebounds
PTS	Points		



Results

結果

Game 71

NED 50 vs 31 CHN
(9-12, 12-2, 12-6, 17-11)

Attendance: 30

Game Duration: 1:21

Referee: RADYKAS Linas

Commissioner: TIMMS Janine

Umpires: VILLARD Celine; LAPOINTE Alexandre

Scoring by 5 min intervals:	NED	Q1		Q2		Q3		Q4	
		CHN	6	9	15	21	23	33	39
		4	12	14	14	18	20	24	31

NED - Netherlands

No.	Name	Sport Class	MIN	Field Goals		2 Points		3 Points		Free Throws		Rebounds			AS	TO	ST	BS	PF	FD	+/-	PTS	
				M/A	%	M/A	%	M/A	%	M/A	%	OR	DR	TOT									
1	TAGGENBROCK Anouk	2.5	DNP																				
*2	ARTS Ilse	1.5	38:32	1/1	100	1/1	100					1	3	4	2	1				1	16	2	
4	van HEES Sylvana	1.5	DNP																				
5	FRELINK Lindsay	2.0	DNP																				
*6	VISSER Jitske	1.0	39:23	6/13	46	6/13	46					2		2	5					1	17	12	
8	van der SPRONG Julia	3.5	3:00	1/1	100	1/1	100						1	1							2	2	
*9	KRAMER Bo	4.5	38:32	7/16	44	7/15	47	0/1	0	1/2	50	1	8	9	5	2	3		3	1	16	15	
10	WIMMENHOEVE Xena	4.0	2:16																		4	0	
11	KORVER Cher	2.5	8:37	0/1	0	0/1	0						1	1	3						7	0	
12	PRONK Saskia	1.0	0:37																		2	0	
*14	de ROOIJ Carina (C)	3.0	32:51	5/10	50	5/10	50						4	4	3	2	1		1		15	10	
*15	BEIJER Mariska	4.0	36:12	4/14	29	4/14	29			1/4	25	2	6	8	2	1	2		1	2	16	9	
Team / Coach												1	1	2									
Totals				24/56	43	24/55	44	0/1	0	2/6	33	7	24	31	20	6	6		5	5	19	50	
Coach		van der LINDEN Gertjan																					
Assistant Coach		SLOOF Irene																					

CHN - China

No.	Name	Sport Class	MIN	Field Goals		2 Points		3 Points		Free Throws		Rebounds			AS	TO	ST	BS	PF	FD	+/-	PTS	
				M/A	%	M/A	%	M/A	%	M/A	%	OR	DR	TOT									
5	CHEN Xuejing	1.0	DNP																				
*6	ZHANG Xuenei	4.0	40:00	1/4	25	1/4	25						11	11	1	2				1	-19	2	
*7	ZHANG Tonglei	1.0	40:00	4/14	29	4/14	29						3	3	5	4			1		-19	8	
*8	LYU Guidi	4.0	32:59	1/3	33	1/3	33					1	3	4	1				1	3	-13	2	
*9	LIN Suiling (C)	3.0	40:00	4/15	27	3/14	21	1/1	100			2	3	5	4	3			1	1	-19	9	
*10	HUANG Xiaolian	2.0	32:59	4/8	50	4/8	50					1	2	3	1				2		-13	8	
11	DAI Jiameng	4.5	7:01	1/4	25	1/4	25					1		1							-6	2	
12	LEI Tianjiao	4.5	DNP																				
13	CHEN Wenli	1.5	DNP																				
15	YANG Yan	4.0	DNP																				
16	DENG Mingzhu	2.0	DNP																				
23	CHEN Meier	1.5	7:01																			0	
Team / Coach												2	2	4		9							
Totals				15/48	31	14/47	30	1/1	100			7	26	33	12	18			5	5	-19	31	
Coach		CHEN Qi																					
Assistant Coach		HAN Yan																					

	NED	CHN
Points from Turnovers	16	4
Points in the Paint	28 (14/28) 50%	4 (2/6) 33%
Second Chance Points	4	8
Fast Break Points	8	
Bench Points	2	2

	NED	CHN
Biggest Lead	19	5
Biggest Scoring Run	10-0 (33-18)	4-0 (6-8)
Lead Changes		5
Times Tied		3
Time Leading	29:55	6:12

Legend:			
%	Shooting Percentage	(C)	Captain
BS	Blocked Shots	DNP	Did Not Play
MIN	Minutes Played	No.	Uniform Number
Qx	Quarter Time	ST	Steals
*	Game Starters	DR	Defensive Rebounds
+/-	Plus-Minus	OR	Offensive Rebounds
AS	Assists	PF	Fouls
M/A	Made / Attempts	TOT	Total Rebounds
PTS	Points		



Cumulative Statistics

チームの累積統計

NED - Netherlands

After 7 games

Player Totals

No.	Name	Sport Class	GP	TP	Field Goals		2 Points		3 Points		Free Throws		Rebounds			AS	TO	ST	BS	PF	FD	+/-	PTS
					M/A	%	M/A	%	M/A	%	M/A	%	OR	DR	TOT								
1	TAGGENBROCK Anouk	2.5	2	13:16	1/2	50	1/2	50					1	2	3				1		2	26	2
2	ARTS Ilse	1.5	7	3:11:11	6/14	43	6/14	43					6	17	23	8	5	7	1	11	1	119	12
4	van HEES Sylvana	1.5	3	20:46	0/1	0	0/1	0								1		2			2	34	
5	FRELINK Lindsay	2.0	5	46:42	3/8	38	3/8	38					4		4	3	1			2	1	38	6
6	VISSER Jitske	1.0	7	3:47:03	18/46	39	18/46	39			2/2	100	3	5	8	32	5	3		3	3	135	38
8	van der SPRONG Julia	3.5	6	1:04:28	11/24	46	11/24	46					5	20	25	6	3	3	4	3	4	78	22
9	KRAMER Bo	4.5	7	3:53:54	49/120	41	49/112	44	0/8	0	13/24	54	21	53	74	44	14	11	4	10	24	159	111
10	WIMMENHOEVE Xena	4.0	4	41:33	6/18	33	6/18	33			0/2	0	6	5	11	2		1		3	1	66	12
11	KORVER Cher	2.5	7	1:57:57	20/45	44	20/44	45	0/1	0	3/3	100	5	19	24	30	9	6	1	3	3	99	43
12	PRONK Saskia	1.0	5	42:58												1				1		67	
14	de ROOIJ Carina (C)	3.0	7	2:43:28	21/49	43	21/48	44	0/1	0	5/5	100	7	19	26	22	9	4		12	14	124	47
15	BEIJER Mariska	4.0	7	3:56:44	79/137	58	78/132	59	1/5	20	10/21	48	17	64	81	21	8	7	3	13	25	155	169
Team / Coach													12	19	31		3						
Totals					214/464	46	213/449	47	1/15	7	33/57	58	87	223	310	170	57	44	14	61	80	220	462
Opponents					110/397	28	105/359	29	5/38	13	17/32	53	59	170	229	89	105	19	6	78	62	-220	242

Team Totals

	NED	Opponents
Points from Turnovers	116	36
Points in the Paint	330 (165/296) 56%	88 (44/113) 39%
Second Chance Points	74	26
Fast Break Points	88	4
Bench Points	85	46

Player Averages

No.	Name	Sport Class	GP	MPG	Field Goals		2 Points		3 Points		Free Throws		Rebounds			AS	TO	ST	BS	PF	FD	+/-	PPG
					M/A	%	M/A	%	M/A	%	M/A	%	OR	DR	TOT								
1	TAGGENBROCK Anouk	2.5	2	6.6	0.5/1.0	50	0.5/1.0	50					0.5	1.0	1.5				0.5		1.0	13.0	1.0
2	ARTS Ilse	1.5	7	27.3	0.9/2.0	43	0.9/2.0	43					0.9	2.4	3.3	1.1	0.7	1.0	0.1	1.6	0.1	17.0	1.7
4	van HEES Sylvana	1.5	3	6.9	0.0/0.3	0	0.0/0.3	0								0.3		0.7			0.7	11.3	
5	FRELINK Lindsay	2.0	5	9.3	0.6/1.6	38	0.6/1.6	38					0.8		0.8	0.6	0.2			0.4	0.2	7.6	1.2
6	VISSER Jitske	1.0	7	32.4	2.6/6.6	39	2.6/6.6	39			0.3/0.3	100	0.4	0.7	1.1	4.6	0.7	0.4		0.4	0.4	19.3	5.4
8	van der SPRONG Julia	3.5	6	10.7	1.8/4.0	46	1.8/4.0	46					0.8	3.3	4.2	1.0	0.5	0.5	0.7	0.5	0.7	13.0	3.7
9	KRAMER Bo	4.5	7	33.4	7.0/17.1	41	7.0/16.0	44	0.0/1.1	0	1.9/3.4	54	3.0	7.6	10.6	6.3	2.0	1.6	0.6	1.4	3.4	22.7	15.9
10	WIMMENHOEVE Xena	4.0	4	10.4	1.5/4.5	33	1.5/4.5	33			0.0/0.5	0	1.5	1.3	2.8	0.5		0.3		0.8	0.3	16.5	3.0
11	KORVER Cher	2.5	7	16.9	2.9/6.4	44	2.9/6.3	45	0.0/0.1	0	0.4/0.4	100	0.7	2.7	3.4	4.3	1.3	0.9	0.1	0.4	0.4	14.1	6.1
12	PRONK Saskia	1.0	5	8.6												0.2				0.2		13.4	
14	de ROOIJ Carina (C)	3.0	7	23.4	3.0/7.0	43	3.0/6.9	44	0.0/0.1	0	0.7/0.7	100	1.0	2.7	3.7	3.1	1.3	0.6		1.7	2.0	17.7	6.7
15	BEIJER Mariska	4.0	7	33.8	11.3/19.6	58	11.1/18.9	59	0.1/0.7	20	1.4/3.0	48	2.4	9.1	11.6	3.0	1.1	1.0	0.4	1.9	3.6	22.1	24.1
Team / Coach													1.7	2.7	4.4		0.4						
Totals					30.6/66.3	46	30.4/64.1	47	0.1/2.1	7	4.7/8.1	58	12.4	31.9	44.3	24.3	8.1	6.3	2.0	8.7	11.4	31.4	66.0
Opponents					15.7/56.7	28	15.0/51.3	29	0.7/5.4	13	2.4/4.6	53	8.4	24.3	32.7	12.7	15.0	2.7	0.9	11.1	8.9	-31.4	34.6

Team Averages

	NED	Opponents
Points from Turnovers	16.6	5.1
Points in the Paint	47.1	12.6
Second Chance Points	10.6	3.7
Fast Break Points	12.6	0.6
Bench Points	12.1	6.6



Cumulative Statistics

チームの累積統計

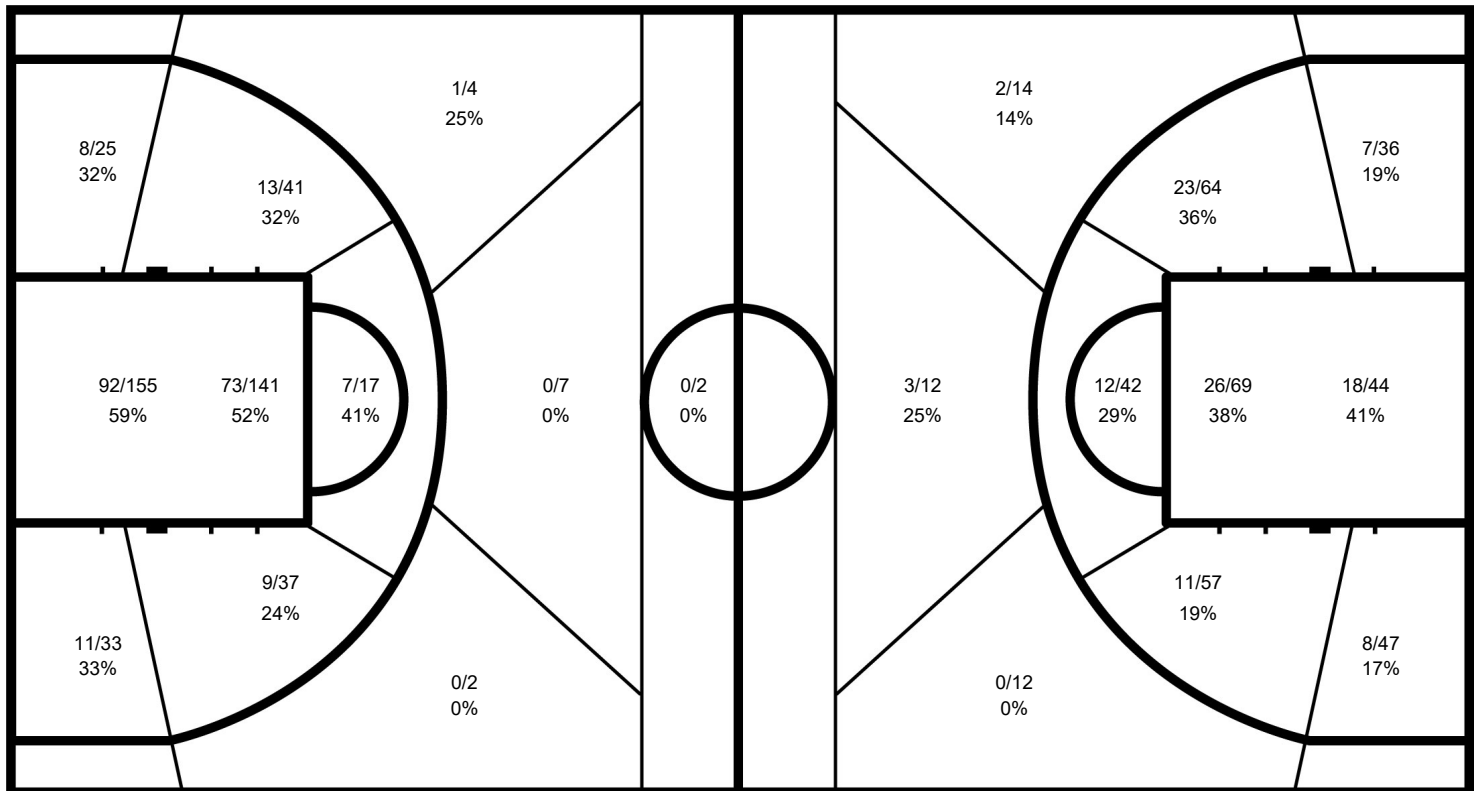
NED - Netherlands

After 7 games

Phase	NED Played	Score		Field Goals		2 Points		3 Points		Free Throws		Rebounds			AS	TO	ST	BS	PF	FD
				M / A	%	M / A	%	M / A	%	M / A	%	OR	DR	TOT						
Preliminary Round Group B	USA	68-58	For	29/66	44	29/63	46	0/3	0	10/14	71	11	24	35	31	4	4		7	11
			Agn.	27/56	48	26/52	50	1/4	25	3/3	100	3	27	30	28	11	3		11	7
Preliminary Round Group B	CHN	38-45	For	17/54	31	17/53	32	0/1	0	4/8	50	7	26	33	12	13	2	2	12	13
			Agn.	21/54	39	21/54	39			3/7	43	6	33	39	14	12	3	2	13	12
Preliminary Round Group B	ALG	109-18	For	51/83	61	50/80	63	1/3	33	6/9	67	15	34	49	40	7	17	4	10	9
			Agn.	8/54	15	7/41	17	1/13	8	1/5	20	11	16	27	6	35	3	1	8	10
Preliminary Round Group B	ESP	63-24	For	30/64	47	30/63	48	0/1	0	3/6	50	11	42	53	19	9	8	3	9	13
			Agn.	10/60	17	10/57	18	0/3	0	4/6	67	9	24	33	6	10	1	1	13	9
Quarterfinal	JPN	82-24	For	40/74	54	40/73	55	0/1	0	2/3	67	18	44	62	30	10	3	3	5	10
			Agn.	11/68	16	10/59	17	1/9	11	1/4	25	14	15	29	8	9	4		9	5
Semifinal	GER	52-42	For	23/67	34	23/62	37	0/5	0	6/11	55	18	29	47	18	8	4	2	13	19
			Agn.	18/57	32	17/49	35	1/8	13	5/7	71	9	29	38	15	10	5	2	19	14
Gold Medal Match	CHN	50-31	For	24/56	43	24/55	44	0/1	0	2/6	33	7	24	31	20	6	6		5	5
			Agn.	15/48	31	14/47	30	1/1	100			7	26	33	12	18			5	5

NED - Netherlands

Opponents



NED

	M / A	%
Field Goals	214 / 464	46
2 Points	213 / 449	47
3 Points	1 / 15	7
Free Throws	33 / 57	58

Opponents

%	M / A	
28	110 / 397	Field Goals
29	105 / 359	2 Points
13	5 / 38	3 Points
53	17 / 32	Free Throws



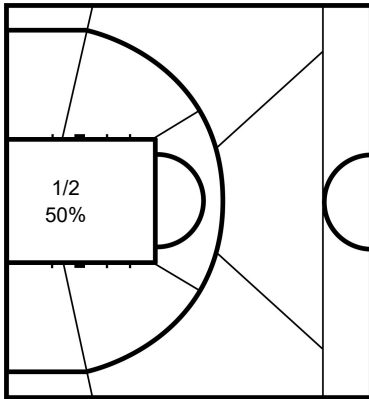
Cumulative Statistics

チームの累積統計

NED - Netherlands

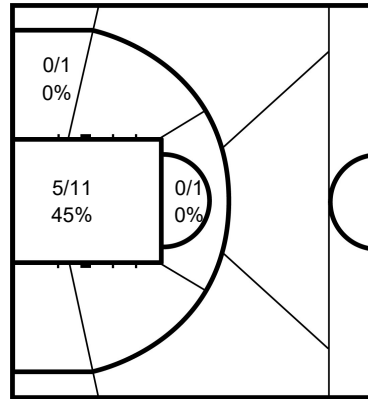
After 7 games

1 TAGGENBROCK Anouk



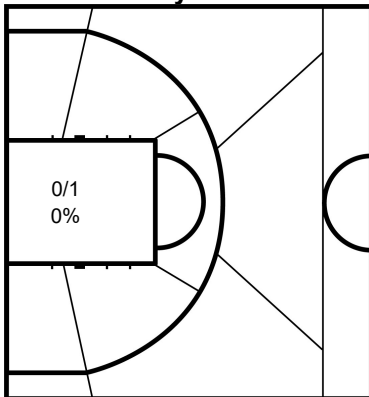
	M / A	%
Field Goals	1 / 2	50
2 Points	1 / 2	50
3 Points		
Free Throws		

2 ARTS Ilse



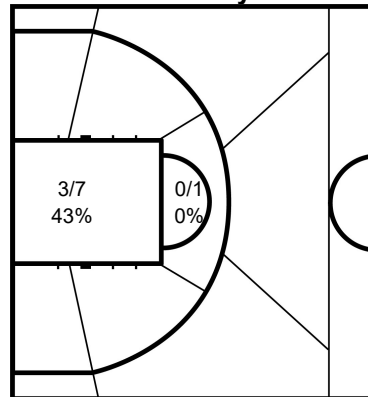
	M / A	%
Field Goals	6 / 14	43
2 Points	6 / 14	43
3 Points		
Free Throws		

4 van HEES Sylvana



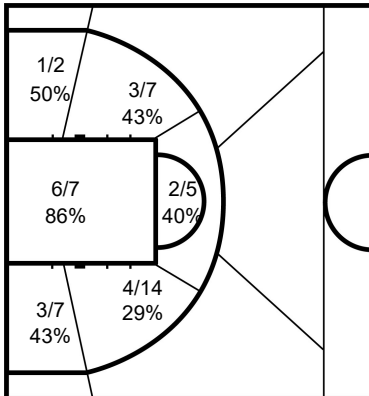
	M / A	%
Field Goals	0 / 1	0
2 Points	0 / 1	0
3 Points		
Free Throws		

5 FRELINK Lindsay



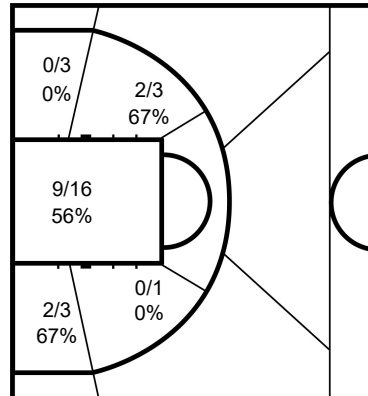
	M / A	%
Field Goals	3 / 8	38
2 Points	3 / 8	38
3 Points		
Free Throws		

6 VISSER Jitske



	M / A	%
Field Goals	18 / 46	39
2 Points	18 / 46	39
3 Points		
Free Throws	2 / 2	100

8 van der SPRONG Julia



	M / A	%
Field Goals	11 / 24	46
2 Points	11 / 24	46
3 Points		
Free Throws		



Cumulative Statistics

チームの累積統計

CHN - China

After 7 games

Player Totals

No.	Name	Sport Class	GP	TP	Field Goals		2 Points		3 Points		Free Throws		Rebounds			AS	TO	ST	BS	PF	FD	+/-	PTS								
					M / A	%	M / A	%	M / A	%	M / A	%	OR	DR	TOT																
5	CHEN Xuejing	1.0	1	20:00	0/1	0	0/1	0					1																		
6	ZHANG Xuemei	4.0	7	4:18:45	28/64	44	28/64	44			9/14	64	6	49	55	15	8	7	4	15	16	48	65								
7	ZHANG Tonglei	1.0	7	4:30:00	26/69	38	26/69	38			5/6	83	2	12	14	33	13	6		6	13	70	57								
8	LYU Guidi	4.0	7	3:05:43	12/26	46	12/25	48	0/1	0	4/8	50	6	35	41	7	3	5		8	13	47	28								
9	LIN Suiling (C)	3.0	7	4:23:50	38/100	38	37/91	41	1/9	11	5/12	42	6	29	35	45	8	6		10	12	72	82								
10	HUANG Xiaolian	2.0	7	3:01:08	19/60	32	19/60	32			8/16	50	6	20	26	13	1	1		8	13	22	46								
11	DAI Jiameng	4.5	6	1:45:02	17/32	53	17/32	53			4/7	57	4	21	25	4	4	3	1	4	5	50	38								
12	LEI Tianjiao	4.5	1	10:00	2/3	67	2/3	67						3	3	1	1					4	4								
13	CHEN Wenli	1.5	1	10:00	0/3	0	0/3	0					2	2	4								4								
15	YANG Yan	4.0	0																												
16	DENG Mingzhu	2.0	0																												
23	CHEN Meier	1.5	6	1:35:32	3/11	27	3/11	27					3	6	9	8	1	2		6	2	30	6								
Team / Coach																															
Totals					145/369	39	144/359	40	1/10	10	35/63	56	44	199	243	126	63	31	5	58	75	74	326								
Opponents					112/348	32	107/315	34	5/33	15	23/46	50	38	180	218	93	94	14	4	76	59	-74	252								

Team Totals

	CHN	Opponents
Points from Turnovers	93	45
Points in the Paint	96 (48/88) 55%	106 (53/131) 40%
Second Chance Points	36	24
Fast Break Points	30	17
Bench Points	72	47

Player Averages

No.	Name	Sport Class	GP	MPG	Field Goals		2 Points		3 Points		Free Throws		Rebounds			AS	TO	ST	BS	PF	FD	+/-	PPG								
					M / A	%	M / A	%	M / A	%	M / A	%	OR	DR	TOT																
5	CHEN Xuejing	1.0	1	20.0	0.0/1.0	0	0.0/1.0	0					1.0									23.0									
6	ZHANG Xuemei	4.0	7	37.0	4.0/9.1	44	4.0/9.1	44			1.3/2.0	64	0.9	7.0	7.9	2.1	1.1	1.0	0.6	2.1	2.3	6.9	9.3								
7	ZHANG Tonglei	1.0	7	38.6	3.7/9.9	38	3.7/9.9	38			0.7/0.9	83	0.3	1.7	2.0	4.7	1.9	0.9		0.9	1.9	10.0	8.1								
8	LYU Guidi	4.0	7	26.5	1.7/3.7	46	1.7/3.6	48	0.0/0.1	0	0.6/1.1	50	0.9	5.0	5.9	1.0	0.4	0.7		1.1	1.9	6.7	4.0								
9	LIN Suiling (C)	3.0	7	37.7	5.4/14.3	38	5.3/13.0	41	0.1/1.3	11	0.7/1.7	42	0.9	4.1	5.0	6.4	1.1	0.9		1.4	1.7	10.3	11.7								
10	HUANG Xiaolian	2.0	7	25.9	2.7/8.6	32	2.7/8.6	32			1.1/2.3	50	0.9	2.9	3.7	1.9	0.1	0.1		1.1	1.9	3.1	6.6								
11	DAI Jiameng	4.5	6	17.5	2.8/5.3	53	2.8/5.3	53			0.7/1.2	57	0.7	3.5	4.2	0.7	0.7	0.5	0.2	0.7	0.8	8.3	6.3								
12	LEI Tianjiao	4.5	1	10.0	2.0/3.0	67	2.0/3.0	67						3.0	3.0	1.0	1.0		1.0			4.0	4.0								
13	CHEN Wenli	1.5	1	10.0	0.0/3.0	0	0.0/3.0	0					2.0	2.0	4.0								4.0								
15	YANG Yan	4.0	0																												
16	DENG Mingzhu	2.0	0																												
23	CHEN Meier	1.5	6	15.9	0.5/1.8	27	0.5/1.8	27					0.5	1.0	1.5	1.3	0.2	0.3		1.0	0.3	5.0	1.0								
Team / Coach																															
Totals					20.7/52.7	39	20.6/51.3	40	0.1/1.4	10	5.0/9.0	56	6.3	28.4	34.7	18.0	9.0	4.4	0.7	8.3	10.7	10.6	46.6								
Opponents					16.0/49.7	32	15.3/45.0	34	0.7/4.7	15	3.3/6.6	50	5.4	25.7	31.1	13.3	13.4	2.0	0.6	10.9	8.4	-10.6	36.0								

Team Averages

	CHN	Opponents
Points from Turnovers	13.3	6.4
Points in the Paint	13.7	15.1
Second Chance Points	5.1	3.4
Fast Break Points	4.3	2.4
Bench Points	10.3	6.7



Cumulative Statistics

チームの累積統計

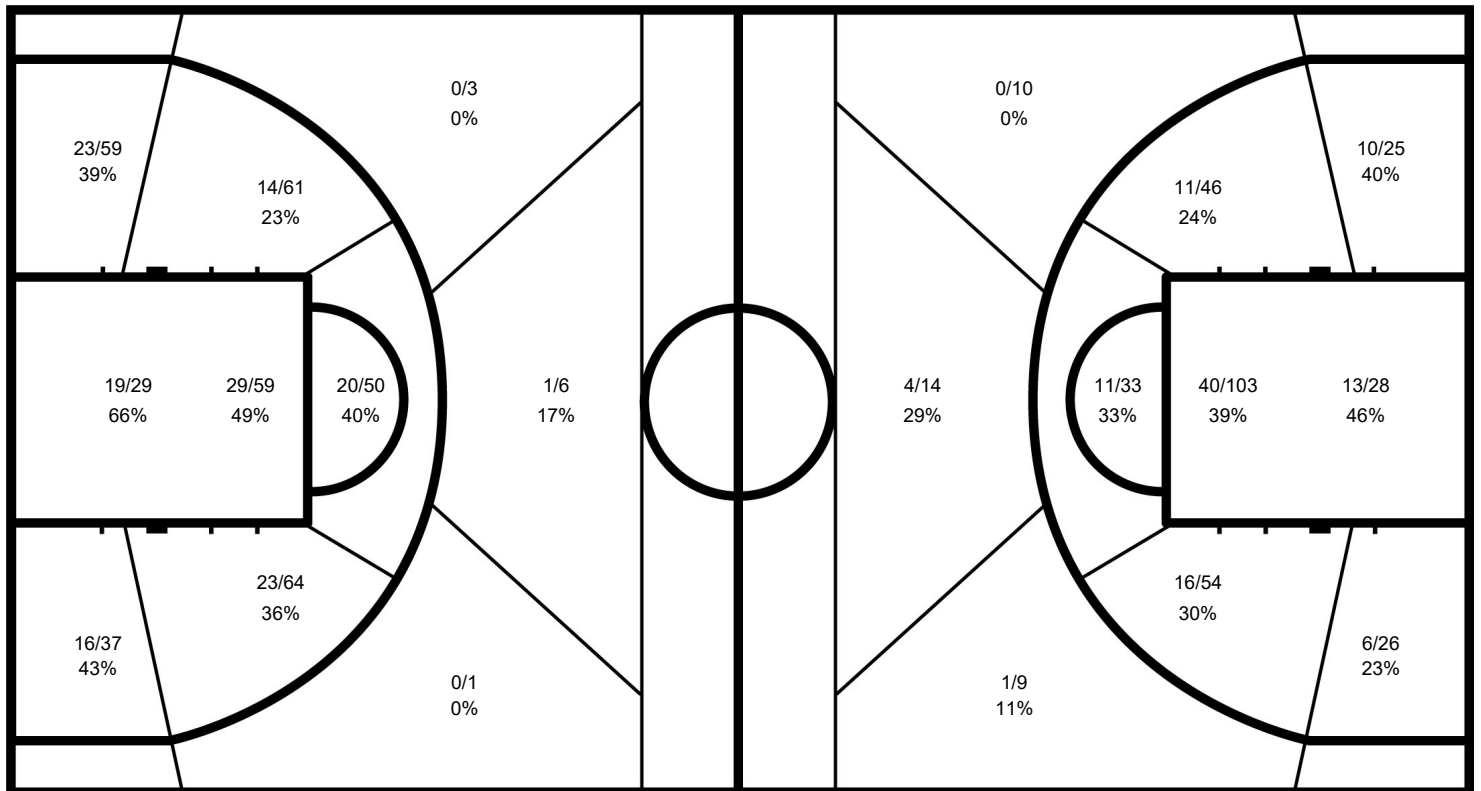
CHN - China

After 7 games

Phase	CHN Played	Score		Field Goals		2 Points		3 Points		Free Throws		Rebounds			AS	TO	ST	BS	PF	FD
				M / A	%	M / A	%	M / A	%	M / A	%	OR	DR	TOT						
Preliminary Round Group B	ALG	74-25	For	35/71	49	35/70	50	0/1	0	4/8	50	12	25	37	29	4	11		3	9
			Agn.	12/42	29	11/26	42	1/16	6				1	25	26	7	30			10
Preliminary Round Group B	NED	45-38	For	21/54	39	21/54	39			3/7	43	6	33	39	14	12	3	2	13	12
			Agn.	17/54	31	17/53	32	0/1	0	4/8	50	7	26	33	12	13	2	2	12	13
Preliminary Round Group B	ESP	46-29	For	22/54	41	22/53	42	0/1	0	2/4	50	5	23	28	18	6	5		11	6
			Agn.	10/47	21	10/46	22	0/1	0	9/12	75	12	26	38	11	19	1	1	6	11
Preliminary Round Group B	USA	42-41	For	16/46	35	16/46	35			10/19	53	5	28	33	19	7	5	1	7	14
			Agn.	19/48	40	18/45	40	1/3	33	2/6	33	3	29	32	17	10	2		14	7
Quarterfinal	GBR	47-33	For	22/49	45	22/47	47	0/2	0	3/9	33	6	33	39	20	10	3	1	11	14
			Agn.	15/54	28	14/49	29	1/5	20	2/7	29	7	22	29	11	7	2		14	12
Semifinal	USA	41-36	For	14/47	30	14/42	33	0/5	0	13/16	81	3	31	34	14	6	4	1	8	15
			Agn.	15/47	32	13/41	32	2/6	33	4/7	57	1	28	29	15	9	1	1	15	8
Gold Medal Match	NED	31-50	For	15/48	31	14/47	30	1/1	100			7	26	33	12	18			5	5
			Agn.	24/56	43	24/55	44	0/1	0	2/6	33	7	24	31	20	6	6		5	5

CHN - China

Opponents



CHN

	M / A	%
Field Goals	145 / 369	39
2 Points	144 / 359	40
3 Points	1 / 10	10
Free Throws	35 / 63	56

Opponents

%	M / A	
32	112 / 348	Field Goals
34	107 / 315	2 Points
15	5 / 33	3 Points
50	23 / 46	Free Throws



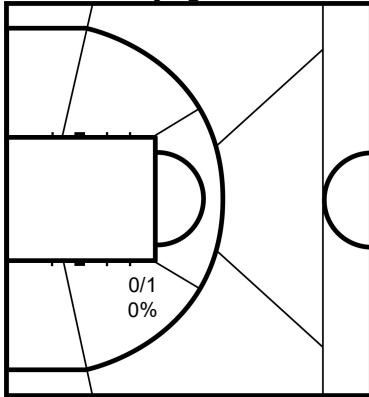
Cumulative Statistics

チームの累積統計

CHN - China

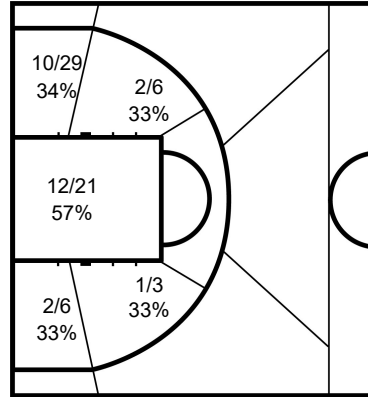
After 7 games

5 CHEN Xuejing



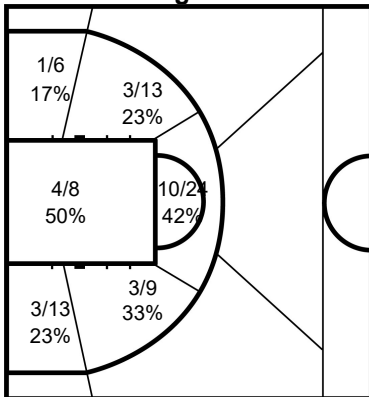
	M / A	%
Field Goals	0 / 1	0
2 Points	0 / 1	0
3 Points		
Free Throws		

6 ZHANG Xuemei



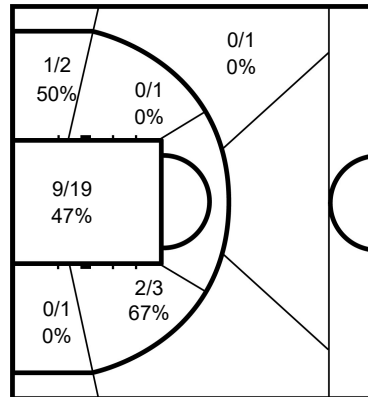
	M / A	%
Field Goals	28 / 64	44
2 Points	28 / 64	44
3 Points		
Free Throws	9 / 14	64

7 ZHANG Tonglei



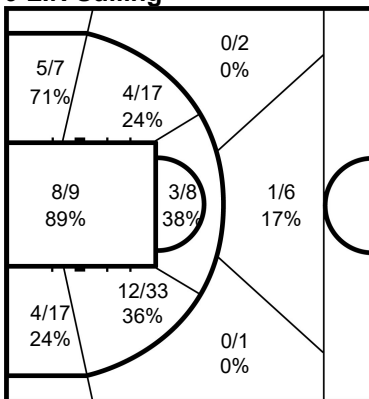
	M / A	%
Field Goals	26 / 69	38
2 Points	26 / 69	38
3 Points		
Free Throws	5 / 6	83

8 LYU Guidi



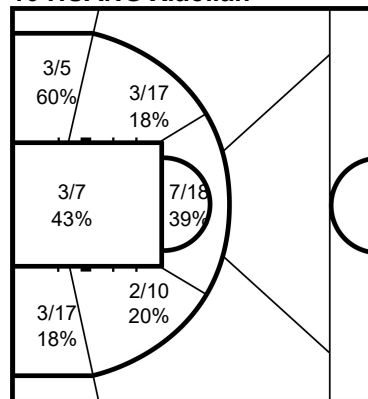
	M / A	%
Field Goals	12 / 26	46
2 Points	12 / 25	48
3 Points	0 / 1	0
Free Throws	4 / 8	50

9 LIN Suiling



	M / A	%
Field Goals	38 / 100	38
2 Points	37 / 91	41
3 Points	1 / 9	11
Free Throws	5 / 12	42

10 HUANG Xiaolian



	M / A	%
Field Goals	19 / 60	32
2 Points	19 / 60	32
3 Points		
Free Throws	8 / 16	50



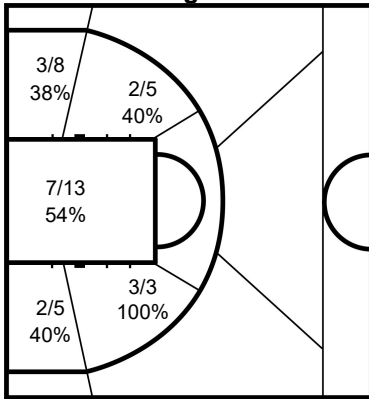
Cumulative Statistics

チームの累積統計

CHN - China

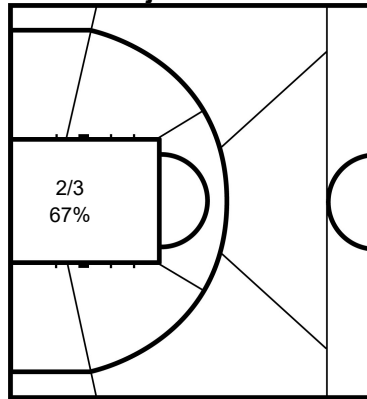
After 7 games

11 DAI Jiameng



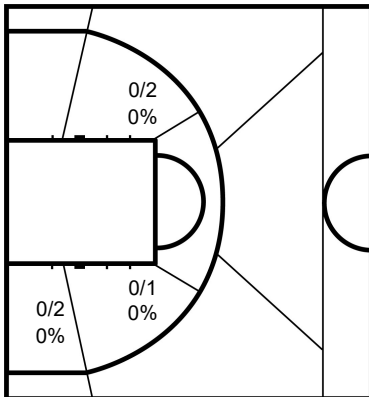
	M / A	%
Field Goals	17 / 32	53
2 Points	17 / 32	53
3 Points		
Free Throws	4 / 7	57

12 LEI Tianjiao



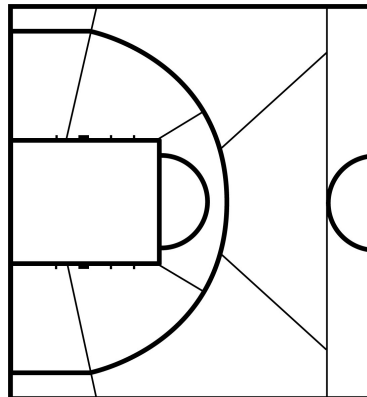
	M / A	%
Field Goals	2 / 3	67
2 Points	2 / 3	67
3 Points		
Free Throws		

13 CHEN Weni



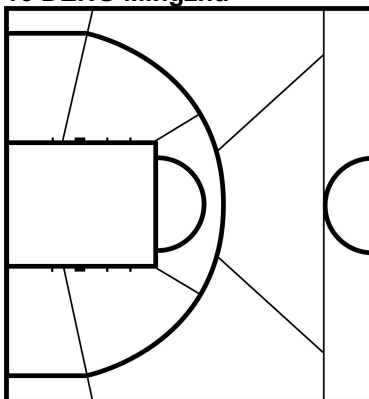
	M / A	%
Field Goals	0 / 3	0
2 Points	0 / 3	0
3 Points		
Free Throws		

15 YANG Yan



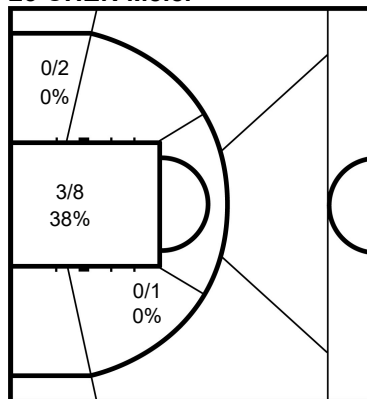
	M / A	%
Field Goals		
2 Points		
3 Points		
Free Throws		

16 DENG Mingzhu



	M / A	%
Field Goals		
2 Points		
3 Points		
Free Throws		

23 CHEN Meier



	M / A	%
Field Goals	3 / 11	27
2 Points	3 / 11	27
3 Points		
Free Throws		

Legend:			
%	Shooting Percentage	(C)	Captain
BS	Blocked Shots	DR	Defensive Rebounds
MPG	Minutes Played per Game	No.	Uniform Number
PTS	Points	ST	Steals
+/-	Plus-Minus	FD	Fouls Drawn
OR	Offensive Rebounds	GP	Games Played
TO	Turnovers	PF	Fouls
Agn.	Against	TOT	Total Rebounds
AS	Assists	M / A	Made / Attempts
PPG	Points per Game	TP	Time Played



Cumulative Statistics

チームの累積統計

USA - United States

After 7 games

Player Totals

No.	Name	Sport Class	GP	TP	Field Goals		2 Points		3 Points		Free Throws		Rebounds			AS	TO	ST	BS	PF	FD	+/-	PTS
					M/A	%	M/A	%	M/A	%	M/A	%	OR	DR	TOT								
1	IBANEZ Alejandra	2.5	5	59:31	2/4	50	2/4	50			0/2	0	3	5	8	2	2	1		5	4	23	4
3	BAULEKE Abigail	1.5	2	30:42	1/3	33	1/3	33						1	1	1						19	2
4	VORIS Zoe	3.5	3	24:20	3/17	18	3/17	18			0/2	0	1	2	3	1		1		1	1	18	6
5	HUNTER Darlene	1.0	7	3:40:03	15/26	58	15/26	58					6	13	19	9	6	3	1	19	6	44	30
7	ASLAKSON Josie	1.0	5	43:15	2/6	33	2/6	33					6	6	2	1	1					31	4
8	SCHNEIDER Natalie (C)	4.5	7	3:59:55	25/38	66	25/38	66			9/12	75	4	56	60	6	3	9	1	10	14	64	59
15	HOLLERMANN Rose	3.5	7	3:54:21	36/83	43	34/73	47	2/10	20	16/24	67	3	55	58	4	7	2		12	19	57	90
21	EATON Kaitlyn	1.5	2	19:51	2/4	50	2/4	50			2/2	100		2	2	2		2		1	1	19	6
24	ZURBRUGG Lindsey	2.5	7	3:47:17	41/101	41	37/90	41	4/11	36	7/14	50	5	12	17	24	14	2		15	15	63	93
43	MOODY Bailey	4.0	4	21:16	4/11	36	4/11	36					1	3	4	1		1				8	8
54	GONZALEZ Ixhelt	4.5	3	34:13	7/17	41	7/17	41					2	9	11	3	3	2		3		23	14
55	RYAN Courtney	2.0	7	4:05:16	38/86	44	38/85	45	0/1	0	0/2	0	6	32	38	56	9	4		22	13	66	76
Team / Coach													7	19	26		13						
Totals					176/396	44	170/374	45	6/22	27	34/58	59	38	215	253	154	58	28	2	88	73	87	392
Opponents					121/381	32	120/342	35	1/39	3	62/99	63	51	184	235	124	66	25	8	74	88	-87	305

Team Totals

	USA	Opponents
Points from Turnovers	57	44
Points in the Paint	174 (87/146) 60%	138 (69/164) 42%
Second Chance Points	26	32
Fast Break Points	28	14
Bench Points	44	54

Player Averages

No.	Name	Sport Class	GP	MPG	Field Goals		2 Points		3 Points		Free Throws		Rebounds			AS	TO	ST	BS	PF	FD	+/-	PPG
					M/A	%	M/A	%	M/A	%	M/A	%	OR	DR	TOT								
1	IBANEZ Alejandra	2.5	5	11.9	0.4/0.8	50	0.4/0.8	50			0.0/0.4	0	0.6	1.0	1.6	0.4	0.4	0.2		1.0	0.8	4.6	0.8
3	BAULEKE Abigail	1.5	2	15.4	0.5/1.5	33	0.5/1.5	33						0.5	0.5							9.5	1.0
4	VORIS Zoe	3.5	3	8.1	1.0/5.7	18	1.0/5.7	18			0.0/0.7	0	0.3	0.7	1.0	0.3		0.3		0.3	0.3	6.0	2.0
5	HUNTER Darlene	1.0	7	31.4	2.1/3.7	58	2.1/3.7	58					0.9	1.9	2.7	1.3	0.9	0.4	0.1	2.7	0.9	6.3	4.3
7	ASLAKSON Josie	1.0	5	8.7	0.4/1.2	33	0.4/1.2	33						1.2	1.2	0.4	0.2	0.2				6.2	0.8
8	SCHNEIDER Natalie (C)	4.5	7	34.3	3.6/5.4	66	3.6/5.4	66			1.3/1.7	75	0.6	8.0	8.6	0.9	0.4	1.3	0.1	1.4	2.0	9.1	8.4
15	HOLLERMANN Rose	3.5	7	33.5	5.1/11.9	43	4.9/10.4	47	0.3/1.4	20	2.3/3.4	67	0.4	7.9	8.3	6.7	1.0	0.3		1.7	2.7	8.1	12.9
21	EATON Kaitlyn	1.5	2	9.9	1.0/2.0	50	1.0/2.0	50			1.0/1.0	100		1.0	1.0	1.0		1.0		0.5	0.5	9.5	3.0
24	ZURBRUGG Lindsey	2.5	7	32.5	5.9/14.4	41	5.3/12.9	41	0.6/1.6	36	1.0/2.0	50	0.7	1.7	2.4	3.4	2.0	0.3		2.1	2.1	9.0	13.3
43	MOODY Bailey	4.0	4	5.3	1.0/2.8	36	1.0/2.8	36					0.3	0.8	1.0	0.3		0.3				2.0	2.0
54	GONZALEZ Ixhelt	4.5	3	11.4	2.3/5.7	41	2.3/5.7	41					0.7	3.0	3.7	1.0	1.0	0.7		1.0		7.7	4.7
55	RYAN Courtney	2.0	7	35.0	5.4/12.3	44	5.4/12.1	45	0.0/0.1	0	0.0/0.3	0	0.9	4.6	5.4	8.0	1.3	0.6		3.1	1.9	9.4	10.9
Team / Coach													1.0	2.7	3.7		1.9						
Totals					25.1/56.6	44	24.3/53.4	45	0.9/3.1	27	4.9/8.3	59	5.4	30.7	36.1	22.0	8.3	4.0	0.3	12.6	10.4	12.4	56.0
Opponents					17.3/54.4	32	17.1/48.9	35	0.1/5.6	3	8.9/14.1	63	7.3	26.3	33.6	17.7	9.4	3.6	1.1	10.6	12.6	-12.4	43.6

Team Averages

	USA	Opponents
Points from Turnovers	8.1	6.3
Points in the Paint	24.9	19.7
Second Chance Points	3.7	4.6
Fast Break Points	4.0	2.0
Bench Points	6.3	7.7



Cumulative Statistics

チームの累積統計

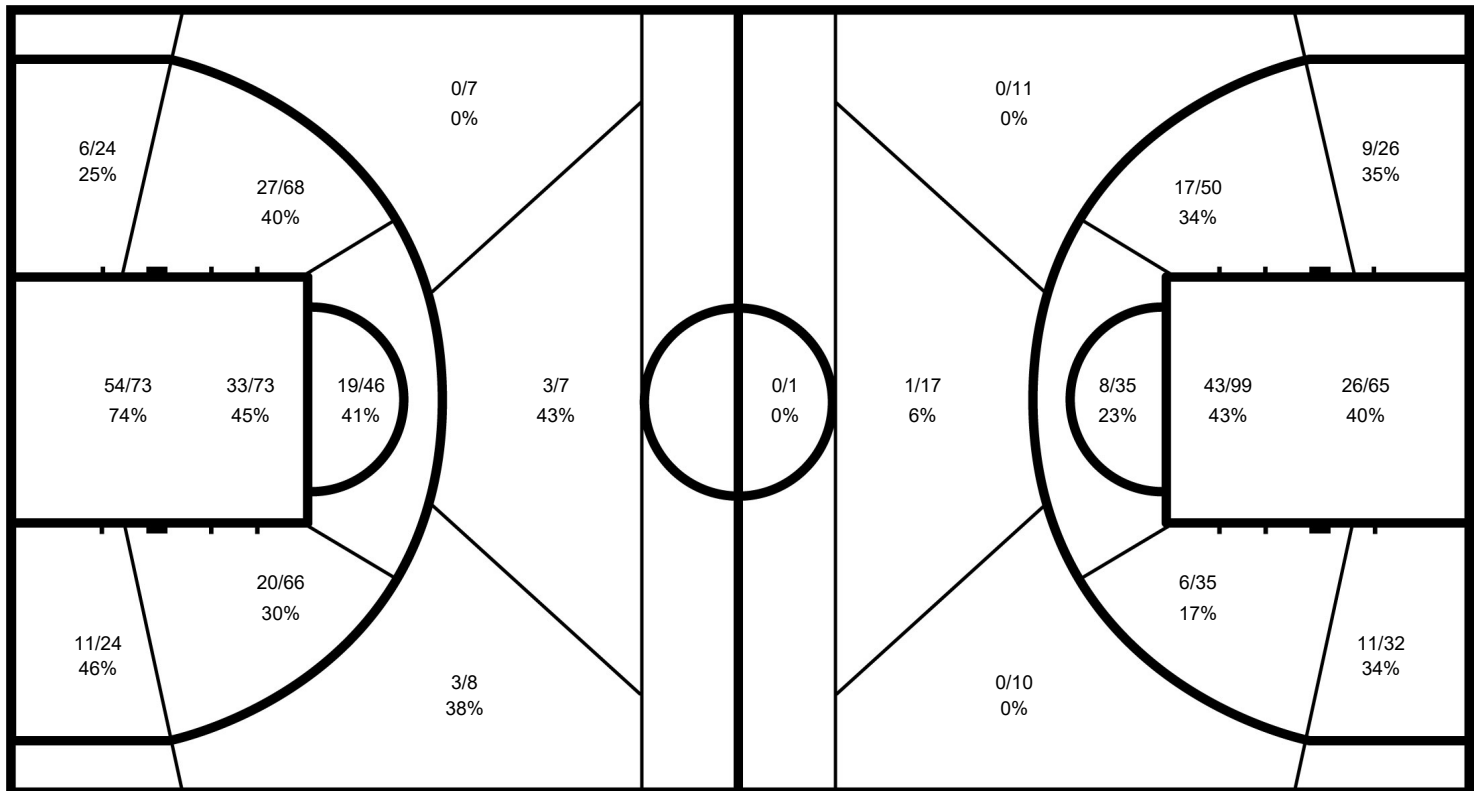
USA - United States

After 7 games

Phase	USA Played	Score		Field Goals		2 Points		3 Points		Free Throws		Rebounds			AS	TO	ST	BS	PF	FD
				M / A	%	M / A	%	M / A	%	M / A	%	OR	DR	TOT						
Preliminary Round Group B	NED	58-68	For	27/56	48	26/52	50	1/4	25	3/3	100	3	27	30	28	11	3		11	7
			Agn.	29/66	44	29/63	46	0/3	0	10/14	71	11	24	35	31	4	4		7	11
Preliminary Round Group B	ESP	68-34	For	32/59	54	31/55	56	1/4	25	3/7	43	4	37	41	24	7	5		12	11
			Agn.	14/62	23	13/53	25	1/9	11	5/10	50	13	26	39	12	13	3	1	11	12
Preliminary Round Group B	CHN	41-42	For	19/48	40	18/45	40	1/3	33	2/6	33	3	29	32	17	10	2		14	7
			Agn.	16/46	35	16/46	35			10/19	53	5	28	33	19	7	5	1	7	14
Preliminary Round Group B	ALG	62-21	For	30/68	44	30/68	44			2/2	100	10	32	42	22	10	10		8	2
			Agn.	9/52	17	9/43	21	0/9	0	3/8	38	9	26	35	8	24	4	1	2	8
Quarterfinal	CAN	63-48	For	27/63	43	27/63	43			9/12	75	10	31	41	25	5	3	1	13	16
			Agn.	18/53	34	18/47	38	0/6	0	12/20	60	6	25	31	22	6	3	1	16	13
Semifinal	CHN	36-41	For	15/47	32	13/41	32	2/6	33	4/7	57	1	28	29	15	9	1	1	15	8
			Agn.	14/47	30	14/42	33	0/5	0	13/16	81	3	31	34	14	6	4	1	8	15
Bronze Medal Match	GER	64-51	For	26/55	47	25/50	50	1/5	20	11/21	52	7	31	38	23	6	4		15	22
			Agn.	21/55	38	21/48	44	0/7	0	9/12	75	4	24	28	18	6	2	3	23	15

USA - United States

Opponents



USA

	M / A	%
Field Goals	176 / 396	44
2 Points	170 / 374	45
3 Points	6 / 22	27
Free Throws	34 / 58	59

Opponents

%	M / A	
32	121 / 381	Field Goals
35	120 / 342	2 Points
3	1 / 39	3 Points
63	62 / 99	Free Throws



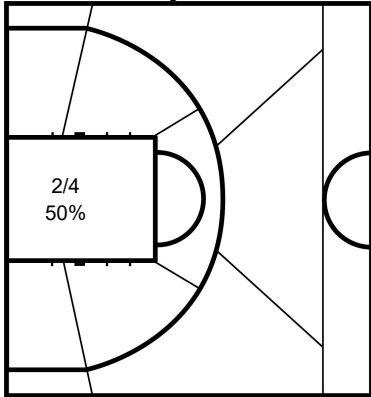
Cumulative Statistics

チームの累積統計

USA - United States

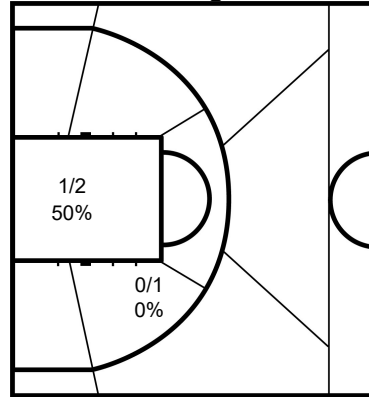
After 7 games

1 IBANEZ Alejandra



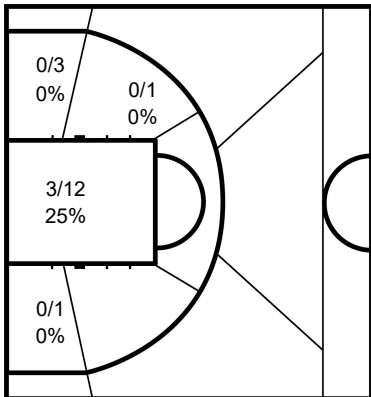
	M / A	%
Field Goals	2 / 4	50
2 Points	2 / 4	50
3 Points		
Free Throws	0 / 2	0

3 BAULEKE Abigail



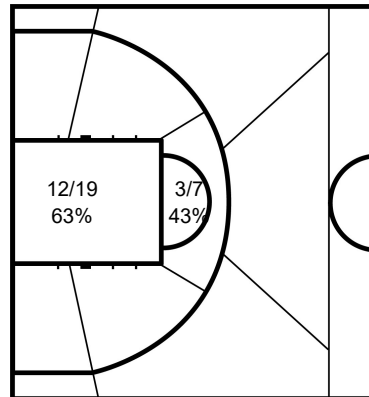
	M / A	%
Field Goals	1 / 3	33
2 Points	1 / 3	33
3 Points		
Free Throws		

4 VORIS Zoe



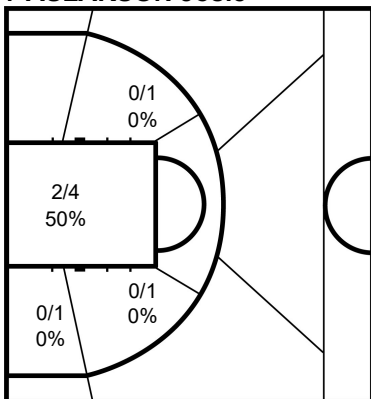
	M / A	%
Field Goals	3 / 17	18
2 Points	3 / 17	18
3 Points		
Free Throws	0 / 2	0

5 HUNTER Darlene



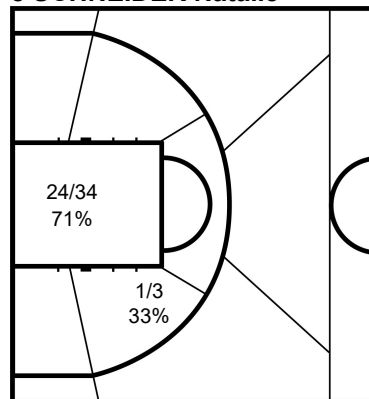
	M / A	%
Field Goals	15 / 26	58
2 Points	15 / 26	58
3 Points		
Free Throws		

7 ASLAKSON Josie



	M / A	%
Field Goals	2 / 6	33
2 Points	2 / 6	33
3 Points		
Free Throws		

8 SCHNEIDER Natalie



	M / A	%
Field Goals	25 / 38	66
2 Points	25 / 38	66
3 Points		
Free Throws	9 / 12	75



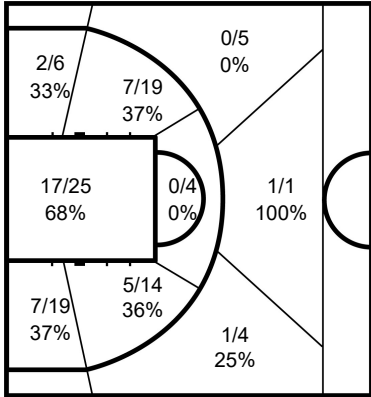
Cumulative Statistics

チームの累積統計

USA - United States

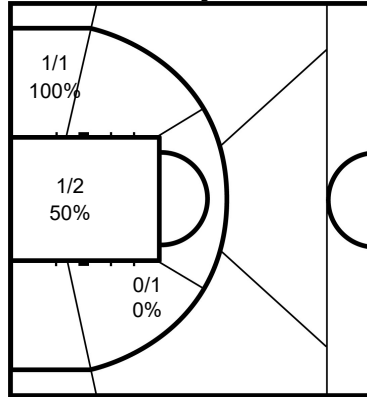
After 7 games

15 HOLLERMANN Rose



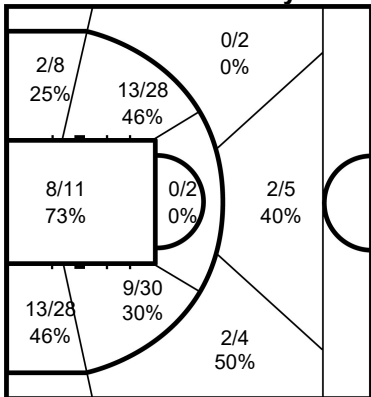
	M / A	%
Field Goals	36 / 83	43
2 Points	34 / 73	47
3 Points	2 / 10	20
Free Throws	16 / 24	67

21 EATON Kaitlyn



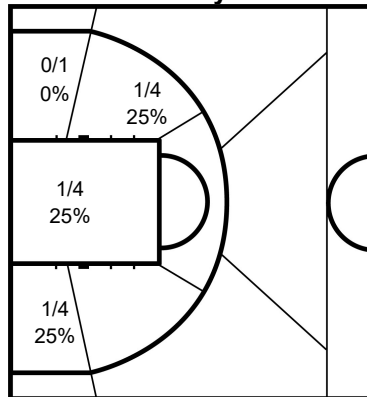
	M / A	%
Field Goals	2 / 4	50
2 Points	2 / 4	50
3 Points		
Free Throws	2 / 2	100

24 ZURBRUGG Lindsey



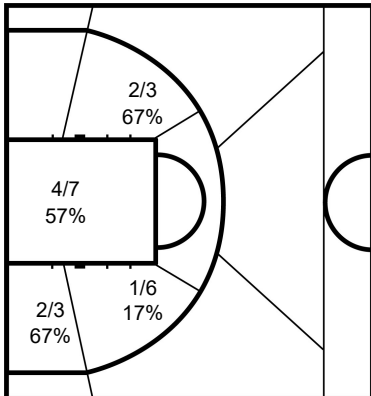
	M / A	%
Field Goals	41 / 101	41
2 Points	37 / 90	41
3 Points	4 / 11	36
Free Throws	7 / 14	50

43 MOODY Bailey



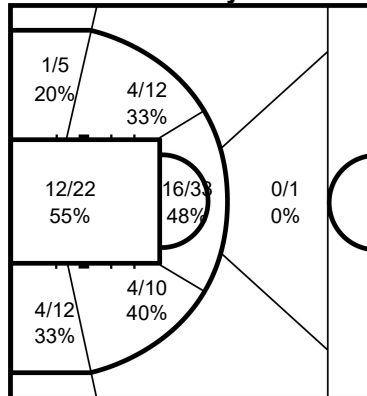
	M / A	%
Field Goals	4 / 11	36
2 Points	4 / 11	36
3 Points		
Free Throws		

54 GONZALEZ Ixhelt



	M / A	%
Field Goals	7 / 17	41
2 Points	7 / 17	41
3 Points		
Free Throws		

55 RYAN Courtney



	M / A	%
Field Goals	38 / 86	44
2 Points	38 / 85	45
3 Points	0 / 1	0
Free Throws	0 / 2	0

Legend:			
%	Shooting Percentage	(C)	Captain
BS	Blocked Shots	DR	Defensive Rebounds
MPG	Minutes Played per Game	No.	Uniform Number
PTS	Points	ST	Steals
+/-	Plus-Minus	FD	Fouls Drawn
Agn.	Against	OR	Offensive Rebounds
GP	Games Played	TO	Turnovers
AS	Assists	PF	Fouls
M / A	Made / Attempts	TOT	Total Rebounds
PPG	Points per Game		
TP	Time Played		



Cumulative Statistics

チームの累積統計

GER - Germany

After 7 games

Player Totals

No.	Name	Sport Class	GP	TP	Field Goals		2 Points		3 Points		Free Throws		Rebounds			AS	TO	ST	BS	PF	FD	+/-	PTS
					M/A	%	M/A	%	M/A	%	M/A	%	OR	DR	TOT								
4	MILLER Mareike (C)	4.5	7	4:09:29	56/138	41	52/119	44	4/19	21	28/44	64	22	57	79	47	19	13	2	22	53	62	144
5	WELIN-RYKLIN Johanna	2.0	1	8:14	0/1	0	0/1	0			0/2	0	1		1					1	1	0	
6	WEISS Catharina	1.0	7	1:47:59	4/11	36	4/11	36			0/2	0	3	6	9	3	1	1	16	2	18	8	
7	PATZWALD Anne	1.0	7	3:28:06	13/21	62	13/21	62			3/6	50	7	7	14	2	2	1	10	7	34	29	
8	LANG Katharina	4.5	7	3:54:35	48/125	38	44/108	41	4/17	24	18/27	67	3	73	76	48	18	8	7	9	26	118	
9	FUERST Laura	2.0	7	1:53:40	9/21	43	9/21	43			0/2	0	7	7	14	13	4	2	12	6	21	18	
10	BERGENTHAL Lisa	3.5	2	7:07	1/1	100	1/1	100						2	2	1	2				1	1	2
11	LINDHOLM Maya	2.5	7	1:13:36	11/23	48	11/23	48			2/2	100		4	4	7	4	1		11	2	24	24
12	BREUER Annabel	1.5	7	3:48:10	9/28	32	9/28	32			2/4	50	7	18	25	5	7	4	16	9	37	20	
13	MAYER Svenja	2.5	7	1:40:15	5/15	33	5/15	33			1/1	100	1	3	4	5	3	1	10	2	1	11	
14	KNIPPELMEYER Lena	4.5	7	28:50	2/9	22	2/9	22			2/3	67	5	2	7	3	1		6	2	-13	6	
15	GROSS Barbara	4.5	6	39:59	9/21	43	9/21	43						5	5	3	3	1	1	3	1	-3	18
Team / Coach																							
Totals					167/414	40	159/378	42	8/36	22	56/93	60	61	206	267	134	75	32	11	117	112	45	398
Opponents					150/403	37	144/367	39	6/36	17	47/87	54	58	201	259	122	88	35	5	112	115	-45	353

Team Totals

	GER	Opponents
Points from Turnovers	76	58
Points in the Paint	240 (120/248) 48%	178 (89/192) 46%
Second Chance Points	51	35
Fast Break Points	14	28
Bench Points	76	72

Player Averages

No.	Name	Sport Class	GP	MPG	Field Goals		2 Points		3 Points		Free Throws		Rebounds			AS	TO	ST	BS	PF	FD	+/-	PPG
					M/A	%	M/A	%	M/A	%	M/A	%	OR	DR	TOT								
4	MILLER Mareike (C)	4.5	7	35.6	8.0/19.7	41	7.4/17.0	44	0.6/2.7	21	4.0/6.3	64	3.1	8.1	11.3	6.7	2.7	1.9	0.3	3.1	7.6	8.9	20.6
5	WELIN-RYKLIN Johanna	2.0	1	8.2	0.0/1.0	0	0.0/1.0	0			0.0/2.0	0	1.0		1.0		1.0		1.0	1.0	0.0	0.0	
6	WEISS Catharina	1.0	7	15.4	0.6/1.6	36	0.6/1.6	36			0.0/0.3	0	0.4	0.9	1.3		0.4	0.1	0.1	2.3	0.3	2.6	1.1
7	PATZWALD Anne	1.0	7	29.7	1.9/3.0	62	1.9/3.0	62			0.4/0.9	50	1.0	1.0	2.0	0.3	0.3	0.1		1.4	1.0	4.9	4.1
8	LANG Katharina	4.5	7	33.5	6.9/17.9	38	6.3/15.4	41	0.6/2.4	24	2.6/3.9	67	0.4	10.4	10.9	6.9	2.6	1.1	1.0	1.3	3.7	6.1	16.9
9	FUERST Laura	2.0	7	16.2	1.3/3.0	43	1.3/3.0	43			0.0/0.3	0	1.0	1.0	2.0	1.9	0.6	0.3		1.7	0.9	3.0	2.6
10	BERGENTHAL Lisa	3.5	2	3.6	0.5/0.5	100	0.5/0.5	100						1.0	1.0	0.5	1.0				0.5	0.5	1.0
11	LINDHOLM Maya	2.5	7	10.5	1.6/3.3	48	1.6/3.3	48			0.3/0.3	100		0.6	0.6	1.0	0.6	0.1		1.6	0.3	3.4	3.4
12	BREUER Annabel	1.5	7	32.6	1.3/4.0	32	1.3/4.0	32			0.3/0.6	50	1.0	2.6	3.6	0.7	1.0	0.6		2.3	1.3	5.3	2.9
13	MAYER Svenja	2.5	7	14.3	0.7/2.1	33	0.7/2.1	33			0.1/0.1	100	0.1	0.4	0.6	0.7	0.4	0.1		1.4	0.3	0.1	1.6
14	KNIPPELMEYER Lena	4.5	7	4.1	0.3/1.3	22	0.3/1.3	22			0.3/0.4	67	0.7	0.3	1.0	0.4	0.1			0.9	0.3	-1.9	0.9
15	GROSS Barbara	4.5	6	6.7	1.5/3.5	43	1.5/3.5	43						0.8	0.8	0.5	0.5	0.2	0.2	0.5	0.2	-0.5	3.0
Team / Coach																							
Totals					23.9/59.1	40	22.7/54.0	42	1.1/5.1	22	8.0/13.3	60	8.7	29.4	38.1	19.1	10.7	4.6	1.6	16.7	16.0	6.4	56.9
Opponents					21.4/57.6	37	20.6/52.4	39	0.9/5.1	17	6.7/12.4	54	8.3	28.7	37.0	17.4	12.6	5.0	0.7	16.0	16.4	-6.4	50.4

Team Averages

	GER	Opponents
Points from Turnovers	10.9	8.3
Points in the Paint	34.3	25.4
Second Chance Points	7.3	5.0
Fast Break Points	2.0	4.0
Bench Points	10.9	10.3



Cumulative Statistics

チームの累積統計

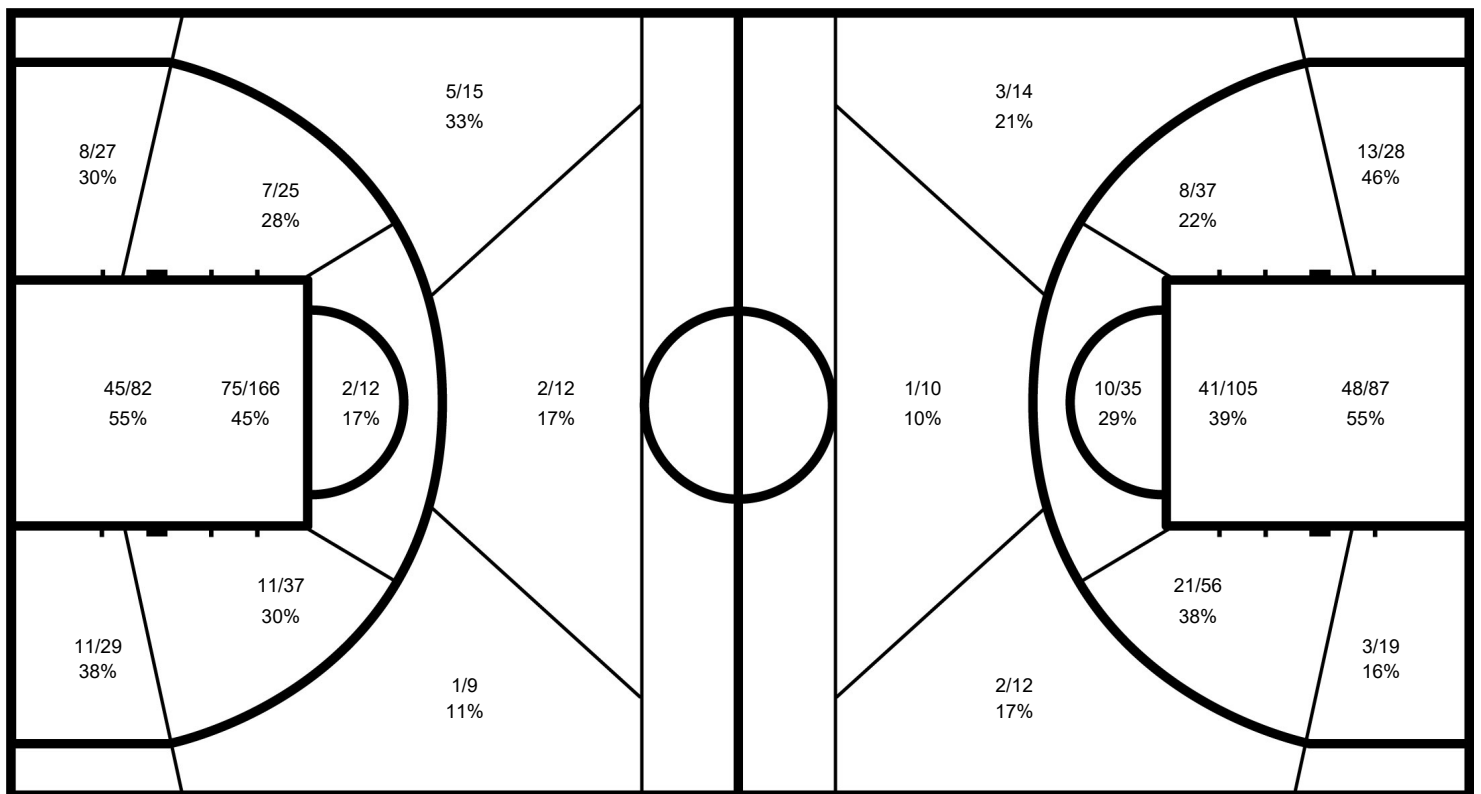
GER - Germany

After 7 games

Phase	GER Played	Score		Field Goals		2 Points		3 Points		Free Throws		Rebounds			AS	TO	ST	BS	PF	FD
				M / A	%	M / A	%	M / A	%	M / A	%	OR	DR	TOT						
Preliminary Round Group A	AUS	77-58	For	33/58	57	33/58	57			11/19	58	6	24	30	28	9	8	1	15	15
			Agn.	25/51	49	24/48	50	1/3	33	7/15	47	5	22	27	20	19	5			15
Preliminary Round Group A	GBR	53-35	For	24/66	36	24/63	38	0/3	0	5/6	83	14	39	53	20	11	4		15	11
			Agn.	16/63	25	16/58	28	0/5	0	3/7	43	9	28	37	14	10	6		11	15
Preliminary Round Group A	CAN	59-57	For	25/62	40	24/56	43	1/6	17	8/12	67	12	28	40	19	16	1	2	18	19
			Agn.	22/59	37	20/50	40	2/9	22	11/18	61	9	26	35	16	12	7		20	18
Preliminary Round Group A	JPN	59-54	For	22/59	37	19/51	37	3/8	38	12/21	57	8	30	38	15	10	4	1	12	21
			Agn.	24/57	42	24/53	45	0/4	0	6/7	86	3	34	37	18	12	5	2	21	11
Quarterfinal	ESP	57-33	For	24/57	42	21/53	40	3/4	75	6/16	38	8	32	40	19	13	8	2	15	17
			Agn.	14/51	27	12/46	26	2/5	40	3/8	38	7	31	38	13	21	4	1	17	15
Semifinal	NED	42-52	For	18/57	32	17/49	35	1/8	13	5/7	71	9	29	38	15	10	5	2	19	14
			Agn.	23/67	34	23/62	37	0/5	0	6/11	55	18	29	47	18	8	4	2	13	19
Bronze Medal Match	USA	51-64	For	21/55	38	21/48	44	0/7	0	9/12	75	4	24	28	18	6	2	3	23	15
			Agn.	26/55	47	25/50	50	1/5	20	11/21	52	7	31	38	23	6	4		15	22

GER - Germany

Opponents



GER

	M / A	%
Field Goals	167 / 414	40
2 Points	159 / 378	42
3 Points	8 / 36	22
Free Throws	56 / 93	60

Opponents

%	M / A	
37	150 / 403	Field Goals
39	144 / 367	2 Points
17	6 / 36	3 Points
54	47 / 87	Free Throws



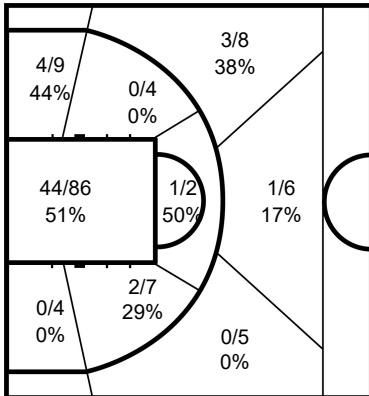
Cumulative Statistics

チームの累積統計

GER - Germany

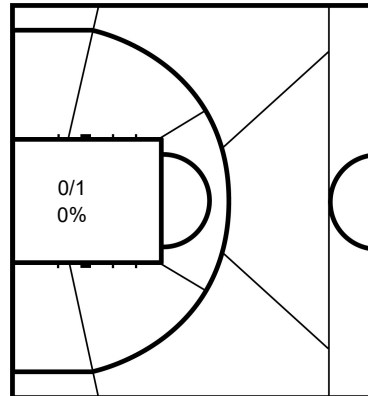
After 7 games

4 MILLER Mareike



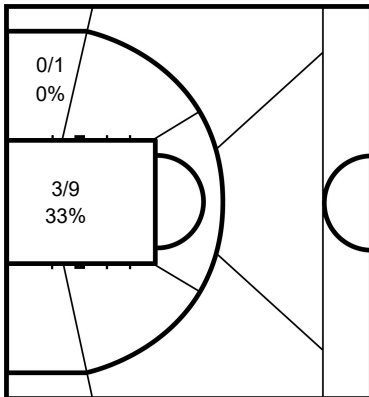
	M / A	%
Field Goals	56 / 138	41
2 Points	52 / 119	44
3 Points	4 / 19	21
Free Throws	28 / 44	64

5 WELIN-RYKLIN Johanna



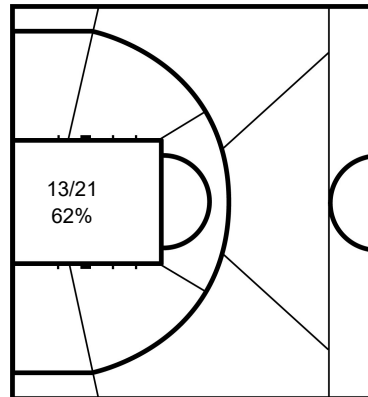
	M / A	%
Field Goals	0 / 1	0
2 Points	0 / 1	0
3 Points		
Free Throws	0 / 2	0

6 WEISS Catharina



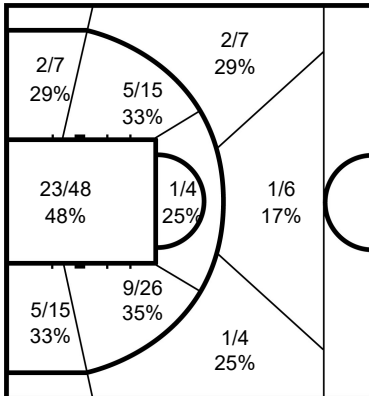
	M / A	%
Field Goals	4 / 11	36
2 Points	4 / 11	36
3 Points		
Free Throws	0 / 2	0

7 PATZWALD Anne



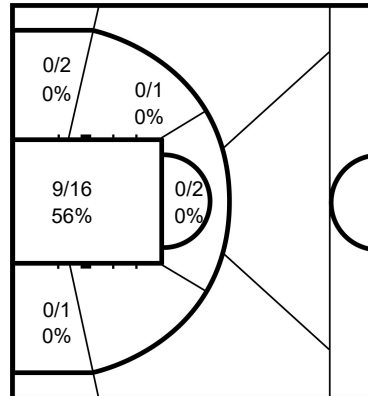
	M / A	%
Field Goals	13 / 21	62
2 Points	13 / 21	62
3 Points		
Free Throws	3 / 6	50

8 LANG Katharina



	M / A	%
Field Goals	48 / 125	38
2 Points	44 / 108	41
3 Points	4 / 17	24
Free Throws	18 / 27	67

9 FUERST Laura



	M / A	%
Field Goals	9 / 21	43
2 Points	9 / 21	43
3 Points		
Free Throws	0 / 2	0



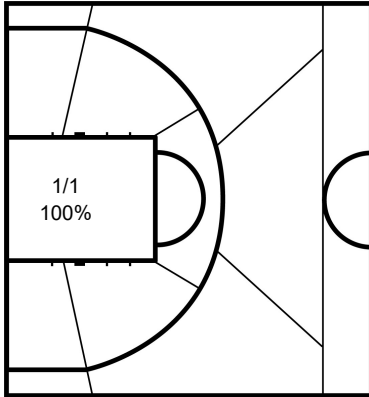
Cumulative Statistics

チームの累積統計

GER - Germany

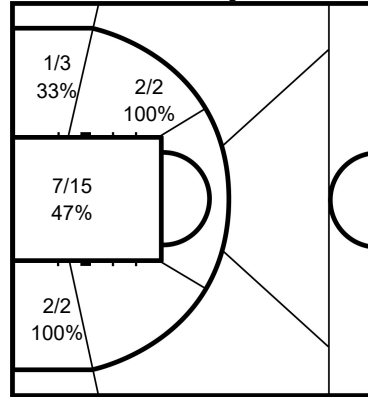
After 7 games

10 BERGENTHAL Lisa



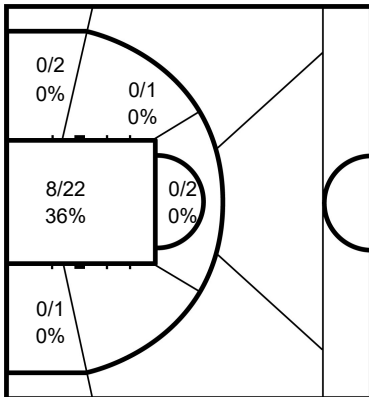
	M / A	%
Field Goals	1 / 1	100
2 Points	1 / 1	100
3 Points		
Free Throws		

11 LINDHOLM Maya



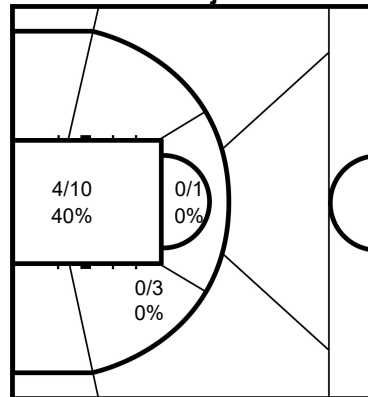
	M / A	%
Field Goals	11 / 23	48
2 Points	11 / 23	48
3 Points		
Free Throws	2 / 2	100

12 BREUER Annabel



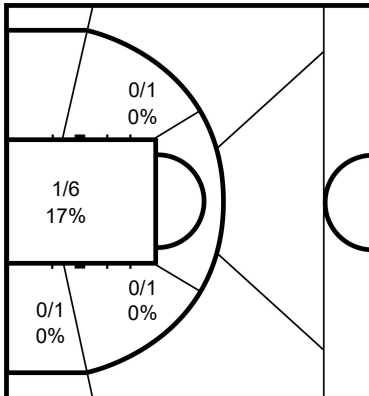
	M / A	%
Field Goals	9 / 28	32
2 Points	9 / 28	32
3 Points		
Free Throws	2 / 4	50

13 MAYER Svenja



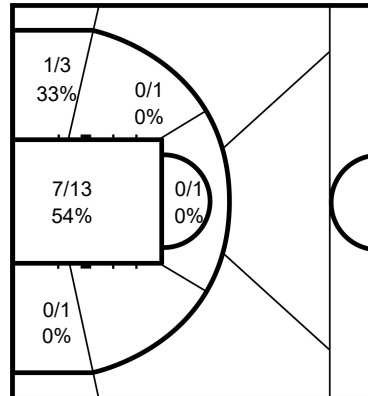
	M / A	%
Field Goals	5 / 15	33
2 Points	5 / 15	33
3 Points		
Free Throws	1 / 1	100

14 KNIPPELMEYER Lena



	M / A	%
Field Goals	2 / 9	22
2 Points	2 / 9	22
3 Points		
Free Throws	2 / 3	67

15 GROSS Barbara



	M / A	%
Field Goals	9 / 21	43
2 Points	9 / 21	43
3 Points		
Free Throws		

Legend:							
%	Shooting Percentage	(C)	Captain	+/-	Plus-Minus	Agn.	Against
BS	Blocked Shots	DR	Defensive Rebounds	FD	Fouls Drawn	GP	Games Played
MPG	Minutes Played per Game	No.	Uniform Number	OR	Offensive Rebounds	PF	Fouls
PTS	Points	ST	Steals	TO	Turnovers	TOT	Total Rebounds
						AS	Assists
						M / A	Made / Attempts
						PPG	Points per Game
						TP	Time Played



Cumulative Statistics

チームの累積統計

CAN - Canada

After 6 games

Player Totals

No.	Name	Sport Class	GP	TP	Field Goals		2 Points		3 Points		Free Throws		Rebounds			AS	TO	ST	BS	PF	FD	+/-	PTS
					M / A	%	M / A	%	M / A	%	M / A	%	OR	DR	TOT								
4	LALONDE Rosalie	3.0	6	2:28:48	27/52	52	27/50	54	0/2	0	14/21	67	8	8	16	20	6	10		12	14	72	68
5	TESSIER Elodie	2.5	6	1:31:12	6/16	38	6/15	40	0/1	0			5	5	10	7	10	2		9	4	14	12
6	YOUNG Arinn	4.5	6	2:25:18	29/74	39	27/63	43	2/11	18	10/17	59	3	45	48	37	8	5	3	9	16	51	70
7	OUELLET Cindy (C)	3.5	6	2:04:55	23/52	44	23/52	44			10/17	59	6	19	25	22	11	4	1	5	17	60	56
8	STEEVES Tamara	1.5	6	1:49:26	15/30	50	15/30	50			1/2	50	5	10	15	9	5	2		10	2	44	31
9	DUPLESSIS Danielle	4.5	3	22:47	1/6	17	1/6	17			0/2	0		7	7	3	5	1		3	1	1	2
10	LAI Puisand	1.0	6	2:34:21	6/13	46	6/13	46					6	6	12	1	1	1		5	2	66	12
11	LLANES Tara	1.5	6	1:46:05	7/11	64	7/11	64					2	12	14	3	5	3		3	2	39	14
12	BERUBE Sandrine	4.5	3	23:04	3/7	43	3/7	43			1/2	50	1	5	6	4	2			1	1	1	7
13	DANDENEAU Kathleen	4.5	6	2:43:56	46/98	47	37/71	52	9/27	33	10/17	59	13	54	67	32	15	8	1	16	16	59	111
15	HAWTIN Melanie	1.0	6	1:50:08	0/1	0	0/1	0						3	3	3				7		23	
Team / Coach													8	21	29		6						
Totals					163/360	45	152/319	48	11/41	27	46/78	59	57	195	252	138	77	36	5	81	75	86	383
Opponents					132/384	34	128/360	36	4/24	17	29/45	64	55	147	202	111	70	27	6	75	81	-86	297

Team Totals

	CAN	Opponents
Points from Turnovers	73	53
Points in the Paint	234 (117/230) 51%	160 (80/178) 45%
Second Chance Points	50	42
Fast Break Points	52	38
Bench Points	149	87

Player Averages

No.	Name	Sport Class	GP	MPG	Field Goals		2 Points		3 Points		Free Throws		Rebounds			AS	TO	ST	BS	PF	FD	+/-	PPG
					M / A	%	M / A	%	M / A	%	M / A	%	OR	DR	TOT								
4	LALONDE Rosalie	3.0	6	24.8	4.5/8.7	52	4.5/8.3	54	0.0/0.3	0	2.3/3.5	67	1.3	1.3	2.7	3.3	1.0	1.7		2.0	2.3	12.0	11.3
5	TESSIER Elodie	2.5	6	15.2	1.0/2.7	38	1.0/2.5	40	0.0/0.2	0			0.8	0.8	1.7	1.2	1.7	0.3		1.5	0.7	2.3	2.0
6	YOUNG Arinn	4.5	6	24.2	4.8/12.3	39	4.5/10.5	43	0.3/1.8	18	1.7/2.8	59	0.5	7.5	8.0	6.2	1.3	0.8	0.5	1.5	2.7	8.5	11.7
7	OUELLET Cindy (C)	3.5	6	20.8	3.8/8.7	44	3.8/8.7	44			1.7/2.8	59	1.0	3.2	4.2	3.7	1.8	0.7	0.2	0.8	2.8	10.0	9.3
8	STEEVES Tamara	1.5	6	18.2	2.5/5.0	50	2.5/5.0	50			0.2/0.3	50	0.8	1.7	2.5	1.5	0.8	0.3		1.7	0.3	7.3	5.2
9	DUPLESSIS Danielle	4.5	3	7.6	0.3/2.0	17	0.3/2.0	17			0.0/0.7	0		2.3	2.3	1.0	1.7	0.3		1.0	0.3	0.3	0.7
10	LAI Puisand	1.0	6	25.7	1.0/2.2	46	1.0/2.2	46					1.0	1.0	2.0	0.2	0.2	0.2		0.8	0.3	11.0	2.0
11	LLANES Tara	1.5	6	17.7	1.2/1.8	64	1.2/1.8	64					0.3	2.0	2.3	0.5	0.8	0.5		0.5	0.3	6.5	2.3
12	BERUBE Sandrine	4.5	3	7.7	1.0/2.3	43	1.0/2.3	43			0.3/0.7	50	0.3	1.7	2.0	1.3	0.7			0.3	0.3	0.3	2.3
13	DANDENEAU Kathleen	4.5	6	27.3	7.7/16.3	47	6.2/11.8	52	1.5/4.5	33	1.7/2.8	59	2.2	9.0	11.2	5.3	2.5	1.3	0.2	2.7	2.7	9.8	18.5
15	HAWTIN Melanie	1.0	6	18.4	0.0/0.2	0	0.0/0.2	0						0.5	0.5		0.5			1.2		3.8	
Team / Coach													1.3	3.5	4.8		1.0			1			
Totals					27.2/60.0	45	25.3/53.2	48	1.8/6.8	27	7.7/13.0	59	9.5	32.5	42.0	23.0	12.8	6.0	0.8	13.5	12.5	14.3	63.8
Opponents					22.0/64.0	34	21.3/60.0	36	0.7/4.0	17	4.8/7.5	64	9.2	24.5	33.7	18.5	11.7	4.5	1.0	12.5	13.5	-14.3	49.5

Team Averages

	CAN	Opponents
Points from Turnovers	12.2	8.8
Points in the Paint	39.0	26.7
Second Chance Points	8.3	7.0
Fast Break Points	8.7	6.3
Bench Points	24.8	14.5



Cumulative Statistics

チームの累積統計

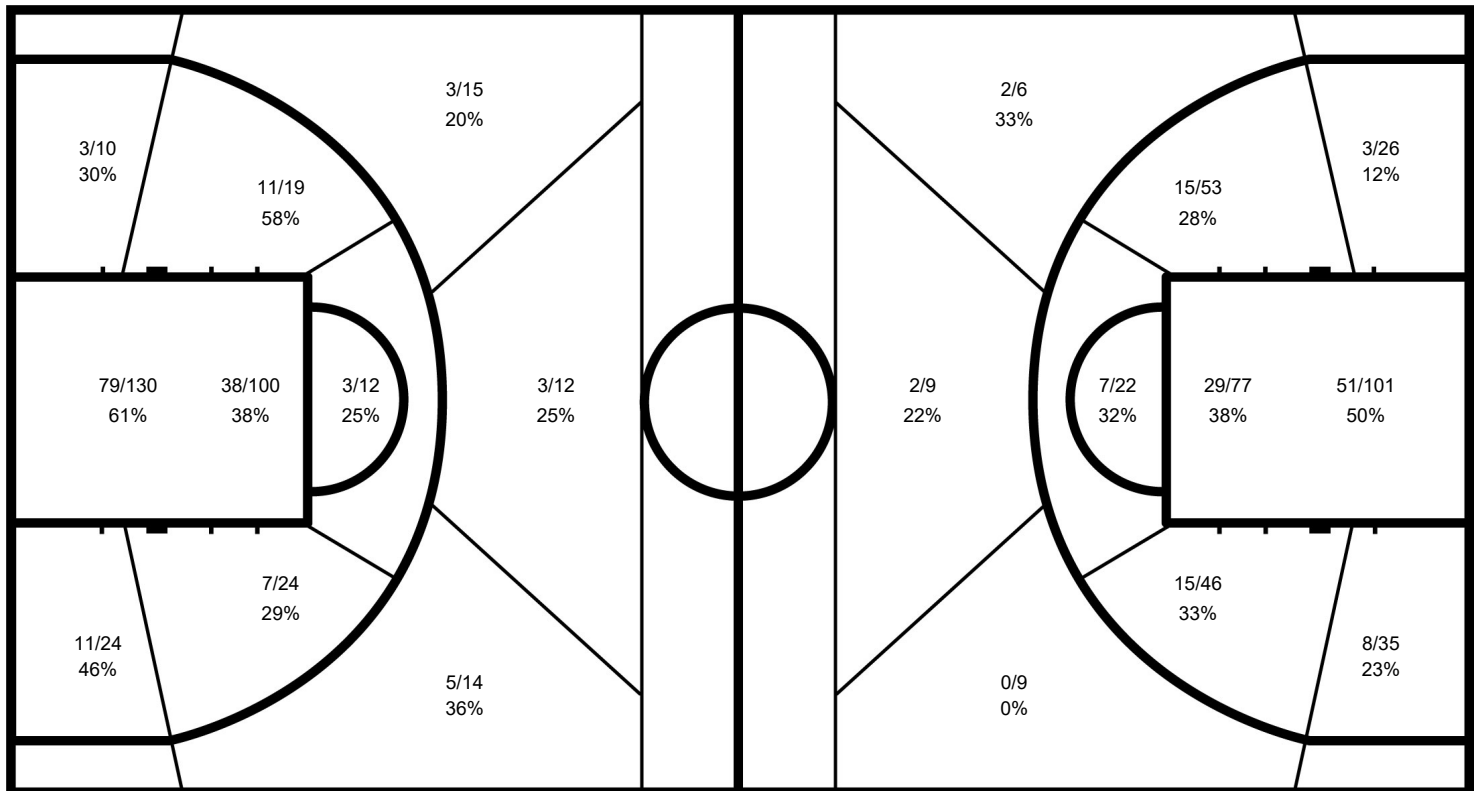
CAN - Canada

After 6 games

Phase	CAN Played	Score		Field Goals		2 Points		3 Points		Free Throws		Rebounds			AS	TO	ST	BS	PF	FD
				M / A	%	M / A	%	M / A	%	M / A	%	OR	DR	TOT						
Preliminary Round Group A	GBR	73-54	For	29/62	47	28/54	52	1/8	13	14/22	64	13	29	42	26	9	8	1	11	15
			Agn.	26/71	37	26/68	38	0/3	0	2/3	67	15	24	39	22	12				15
Preliminary Round Group A	JPN	61-35	For	27/67	40	23/58	40	4/9	44	3/4	75	13	36	49	21	12	6	2	13	12
			Agn.	16/62	26	16/57	28	0/5	0	3/4	75	9	27	36	12	14	1			12
Preliminary Round Group A	GER	57-59	For	22/59	37	20/50	40	2/9	22	11/18	61	9	26	35	16	12	7		20	18
			Agn.	25/62	40	24/56	43	1/6	17	8/12	67	12	28	40	19	16	1	2	18	19
Preliminary Round Group A	AUS	76-37	For	35/61	57	33/56	59	2/5	40	4/9	44	10	40	50	26	16	4		8	11
			Agn.	17/58	29	16/55	29	1/3	33	2/6	33	3	15	18	15	11	9	1	11	8
Quarterfinal	USA	48-63	For	18/53	34	18/47	38	0/6	0	12/20	60	6	25	31	22	6	3	1	16	13
			Agn.	27/63	43	27/63	43			9/12	75	10	31	41	25	5	3	1	13	16
Classification Playoff 5/6	JPN	68-49	For	32/58	55	30/54	56	2/4	50	2/5	40	6	39	45	27	22	8	1	13	6
			Agn.	21/68	31	19/61	31	2/7	29	5/8	63	6	22	28	18	12	13	2	6	13

CAN - Canada

Opponents



CAN

	M / A	%
Field Goals	163 / 360	45
2 Points	152 / 319	48
3 Points	11 / 41	27
Free Throws	46 / 78	59

Opponents

%	M / A	
34	132 / 384	Field Goals
36	128 / 360	2 Points
17	4 / 24	3 Points
64	29 / 45	Free Throws



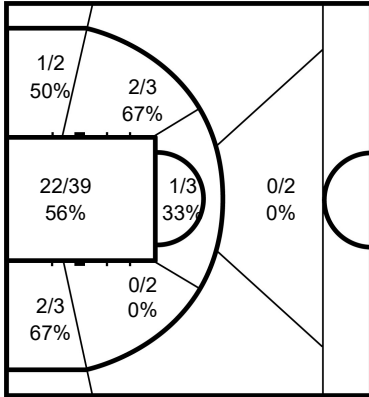
Cumulative Statistics

チームの累積統計

CAN - Canada

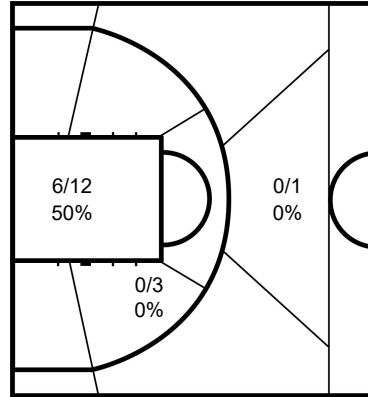
After 6 games

4 LALONDE Rosalie



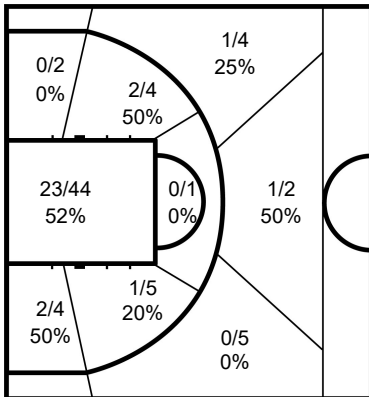
	M / A	%
Field Goals	27 / 52	52
2 Points	27 / 50	54
3 Points	0 / 2	0
Free Throws	14 / 21	67

5 TESSIER Elodie



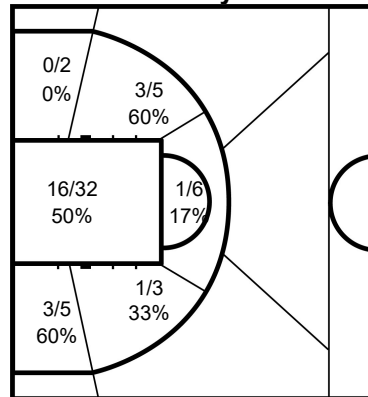
	M / A	%
Field Goals	6 / 16	38
2 Points	6 / 15	40
3 Points	0 / 1	0
Free Throws		

6 YOUNG Arinn



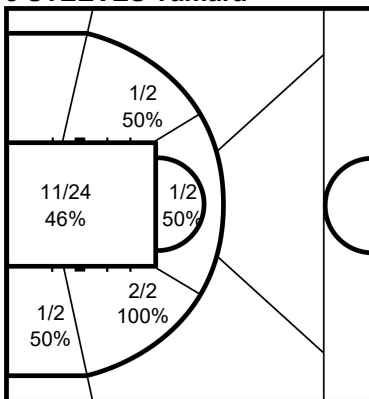
	M / A	%
Field Goals	29 / 74	39
2 Points	27 / 63	43
3 Points	2 / 11	18
Free Throws	10 / 17	59

7 OUELLET Cindy



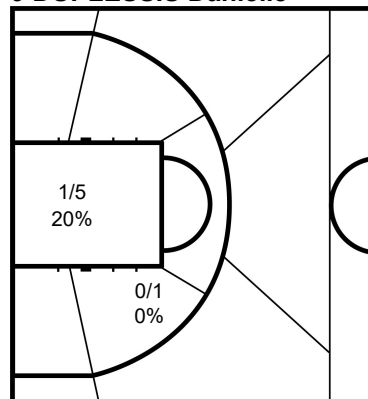
	M / A	%
Field Goals	23 / 52	44
2 Points	23 / 52	44
3 Points		
Free Throws	10 / 17	59

8 STEEVES Tamara



	M / A	%
Field Goals	15 / 30	50
2 Points	15 / 30	50
3 Points		
Free Throws	1 / 2	50

9 DUPLESSIS Danielle



	M / A	%
Field Goals	1 / 6	17
2 Points	1 / 6	17
3 Points		
Free Throws	0 / 2	0



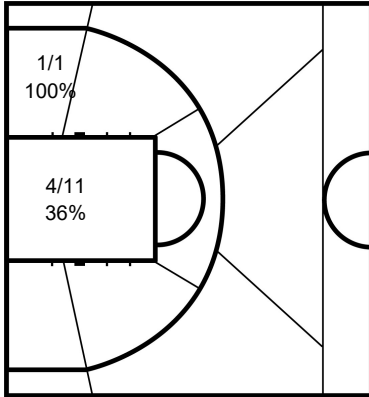
Cumulative Statistics

チームの累積統計

CAN - Canada

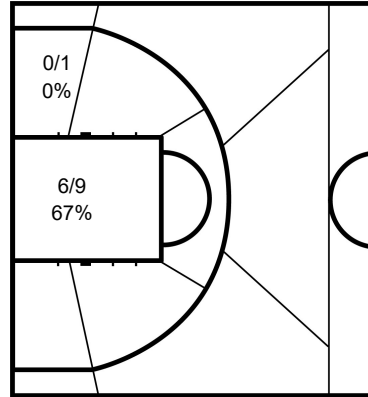
After 6 games

10 LAI Puisand



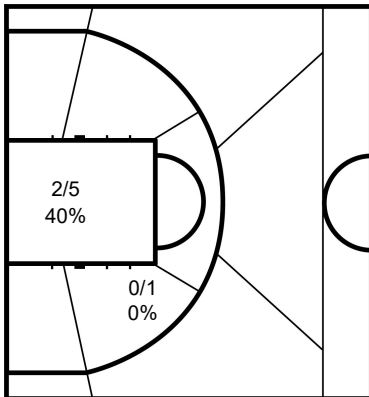
	M / A	%
Field Goals	6 / 13	46
2 Points	6 / 13	46
3 Points		
Free Throws		

11 LLANES Tara



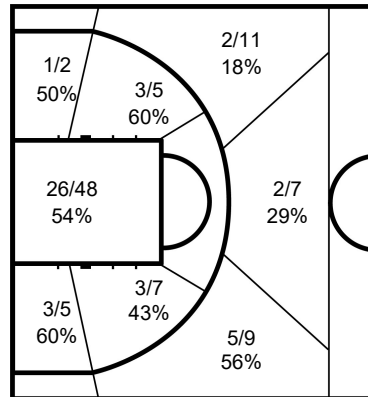
	M / A	%
Field Goals	7 / 11	64
2 Points	7 / 11	64
3 Points		
Free Throws		

12 BERUBE Sandrine



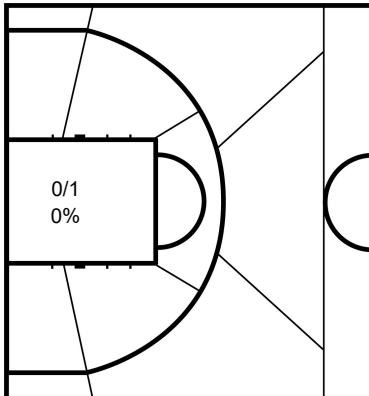
	M / A	%
Field Goals	3 / 7	43
2 Points	3 / 7	43
3 Points		
Free Throws	1 / 2	50

13 DANDENEAU Kathleen



	M / A	%
Field Goals	46 / 98	47
2 Points	37 / 71	52
3 Points	9 / 27	33
Free Throws	10 / 17	59

15 HAWTIN Melanie



	M / A	%
Field Goals	0 / 1	0
2 Points	0 / 1	0
3 Points		
Free Throws		

Legend:

%	Shooting Percentage	(C)	Captain	+/-	Plus-Minus	Agn.	Against	AS	Assists
BS	Blocked Shots	DR	Defensive Rebounds	FD	Fouls Drawn	GP	Games Played	M / A	Made / Attempts
MPG	Minutes Played per Game	No.	Uniform Number	OR	Offensive Rebounds	PF	Fouls	PPG	Points per Game
PTS	Points	ST	Steals	TO	Turnovers	TOT	Total Rebounds	TP	Time Played



Cumulative Statistics

チームの累積統計

JPN - Japan

After 6 games

Player Totals

No.	Name	Sport Class	GP	TP	Field Goals		2 Points		3 Points		Free Throws		Rebounds			AS	TO	ST	BS	PF	FD	+/-	PTS				
					M/A	%	M/A	%	M/A	%	M/A	%	OR	DR	TOT												
2	ZAIMA Izumi	1.0	6	1:09:11	0/1	0	0/1	0			0/2	0	1	1	1					6	1	-26					
4	YANAGIMOTO Amane	2.5	6	2:04:40	14/42	33	13/38	34	1/4	25	3/6	50	4	7	11	2	5	4		8	11	-42	32				
5	HIRAI Miki	2.5	6	13:18	1/3	33	1/3	33					2	1	3		2				2	1	2				
7	TSUCHIDA Mayumi	4.0	6	48:40	11/25	44	11/25	44			3/3	100	2	8	10	6	6	3		5	5	-2	25				
10	HAGINO Mayo	1.5	6	3:33:20	16/47	34	16/41	39	0/6	0	1/2	50	3	15	18	19	10	7	2	13	10	-69	33				
12	FUJII Ikumi (C)	4.0	6	2:18:14	28/66	42	28/66	42			5/6	83	6	31	37	25	7	6		4	8	-57	61				
14	SHIMIZU Chinami	3.0	6	47:06	4/11	36	4/11	36					3	5	8	1	2			4		-14	8				
15	AMIMOTO Mari	4.5	6	2:34:49	16/60	27	16/56	29	0/4	0	6/10	60	4	36	40	33	21	5		10	13	-51	38				
18	KITADA Chihiro	4.5	6	2:18:17	28/89	31	26/76	34	2/13	15	5/9	56	3	34	37	14	10	11	2	9	11	-42	63				
19	KITAMA Yui	1.0	6	2:36:30	1/7	14	1/7	14					4	7	11	1	2	2		7	4	-49	2				
22	YASUO Emi	2.0	6	40:59	2/3	67	2/3	67					1	1	2	4	2			5	2	-8	4				
88	ODAJIMA Rie	2.5	6	54:56	10/26	38	9/23	39	1/3	33			2	7	9	3		3		2		-21	21				
Team / Coach																		13	10	23				12			
Totals					131/380	34	127/350	36	4/30	13	23/38	61	47	163	210	109	79	41	4	73	67	-76	289				
Opponents					166/383	43	157/357	44	9/26	35	24/48	50	64	202	266	122	89	34	8	67	75	76	365				

Team Totals

	JPN	Opponents
Points from Turnovers	73	78
Points in the Paint	134 (67/153) 44%	248 (124/237) 52%
Second Chance Points	28	43
Fast Break Points	49	56
Bench Points	123	80

Player Averages

No.	Name	Sport Class	GP	MPG	Field Goals		2 Points		3 Points		Free Throws		Rebounds			AS	TO	ST	BS	PF	FD	+/-	PPG				
					M/A	%	M/A	%	M/A	%	M/A	%	OR	DR	TOT												
2	ZAIMA Izumi	1.0	6	11.5	0.0/0.2	0	0.0/0.2	0			0.0/0.3	0	0.2	0.2	0.2					1.0	0.2	-4.3					
4	YANAGIMOTO Amane	2.5	6	20.8	2.3/7.0	33	2.2/6.3	34	0.2/0.7	25	0.5/1.0	50	0.7	1.2	1.8	0.3	0.8	0.7		1.3	1.8	-7.0	5.3				
5	HIRAI Miki	2.5	6	2.2	0.2/0.5	33	0.2/0.5	33					0.3	0.2	0.5		0.3				0.3	0.2	0.3				
7	TSUCHIDA Mayumi	4.0	6	8.1	1.8/4.2	44	1.8/4.2	44			0.5/0.5	100	0.3	1.3	1.7	1.0	1.0	0.5		0.8	0.8	-0.3	4.2				
10	HAGINO Mayo	1.5	6	35.6	2.7/7.8	34	2.7/6.8	39	0.0/1.0	0	0.2/0.3	50	0.5	2.5	3.0	3.2	1.7	1.2	0.3	2.2	1.7	-11.5	5.5				
12	FUJII Ikumi (C)	4.0	6	23.0	4.7/11.0	42	4.7/11.0	42			0.8/1.0	83	1.0	5.2	6.2	4.2	1.2	1.0		0.7	1.3	-9.5	10.2				
14	SHIMIZU Chinami	3.0	6	7.9	0.7/1.8	36	0.7/1.8	36					0.5	0.8	1.3	0.2	0.3			0.7		-2.3	1.3				
15	AMIMOTO Mari	4.5	6	25.8	2.7/10.0	27	2.7/9.3	29	0.0/0.7	0	1.0/1.7	60	0.7	6.0	6.7	5.5	3.5	0.8		1.7	2.2	-8.5	6.3				
18	KITADA Chihiro	4.5	6	23.0	4.7/14.8	31	4.3/12.7	34	0.3/2.2	15	0.8/1.5	56	0.5	5.7	6.2	2.3	1.7	1.8	0.3	1.5	1.8	-7.0	10.5				
19	KITAMA Yui	1.0	6	26.1	0.2/1.2	14	0.2/1.2	14					0.7	1.2	1.8	0.2	0.3	0.3		1.2	0.7	-8.2	0.3				
22	YASUO Emi	2.0	6	6.8	0.3/0.5	67	0.3/0.5	67					0.2	0.2	0.3	0.7	0.3			0.8	0.3	-1.3	0.7				
88	ODAJIMA Rie	2.5	6	9.2	1.7/4.3	38	1.5/3.8	39	0.2/0.5	33			0.3	1.2	1.5	0.5		0.5		0.3		-3.5	3.5				
Team / Coach																		2.2	1.7	3.8				2.0			
Totals					21.8/63.3	34	21.2/58.3	36	0.7/5.0	13	3.8/6.3	61	7.8	27.2	35.0	18.2	13.2	6.8	0.7	12.2	11.2	-12.7	48.2				
Opponents					27.7/63.8	43	26.2/59.5	44	1.5/4.3	35	4.0/8.0	50	10.7	33.7	44.3	20.3	14.8	5.7	1.3	11.2	12.5	12.7	60.8				

Team Averages

	JPN	Opponents
Points from Turnovers	12.2	13.0
Points in the Paint	22.3	41.3
Second Chance Points	4.7	7.2
Fast Break Points	8.2	9.3
Bench Points	20.5	13.3



Cumulative Statistics

チームの累積統計

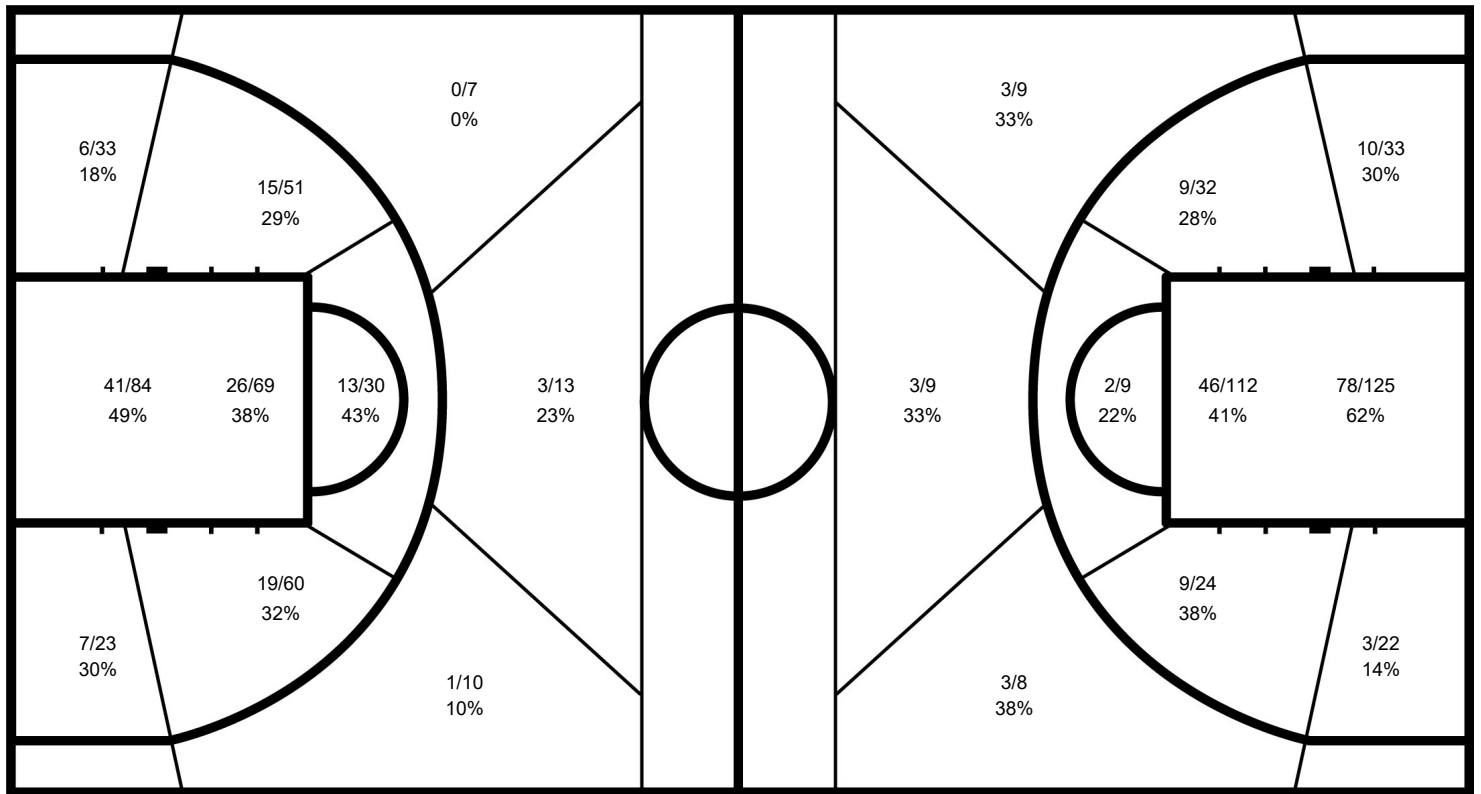
JPN - Japan

After 6 games

Phase	JPN Played	Score		Field Goals		2 Points		3 Points		Free Throws		Rebounds			AS	TO	ST	BS	PF	FD
				M / A	%	M / A	%	M / A	%	M / A	%	OR	DR	TOT						
Preliminary Round Group A	AUS	73-47	For	35/71	49	35/69	51	0/2	0	3/6	50	10	30	40	31	14	11		14	11
			Agn.	22/60	37	22/60	37			3/9	33	11	27	38	14	24	7	1	11	15
Preliminary Round Group A	GBR	54-48	For	24/54	44	23/51	45	1/3	33	5/9	56	5	35	40	22	18	7		11	13
			Agn.	23/65	35	23/61	38	0/4	0	2/6	33	8	26	34	15	11	6		13	11
Preliminary Round Group A	CAN	35-61	For	16/62	26	16/57	28	0/5	0	3/4	75	9	27	36	12	14	1		12	14
			Agn.	27/67	40	23/58	40	4/9	44	3/4	75	13	36	49	21	12	6	2	13	12
Preliminary Round Group A	GER	54-59	For	24/57	42	24/53	45	0/4	0	6/7	86	3	34	37	18	12	5	2	21	11
			Agn.	22/59	37	19/51	37	3/8	38	12/21	57	8	30	38	15	10	4	1	12	21
Quarterfinal	NED	24-82	For	11/68	16	10/59	17	1/9	11	1/4	25	14	15	29	8	9	4		9	5
			Agn.	40/74	54	40/73	55	0/1	0	2/3	67	18	44	62	30	10	3	3	5	10
Classification Playoff 5/6	CAN	49-68	For	21/68	31	19/61	31	2/7	29	5/8	63	6	22	28	18	12	13	2	6	13
			Agn.	32/58	55	30/54	56	2/4	50	2/5	40	6	39	45	27	22	8	1	13	6

JPN - Japan

Opponents



JPN

	M / A	%
Field Goals	131 / 380	34
2 Points	127 / 350	36
3 Points	4 / 30	13
Free Throws	23 / 38	61

Opponents

%	M / A	
43	166 / 383	Field Goals
44	157 / 357	2 Points
35	9 / 26	3 Points
50	24 / 48	Free Throws



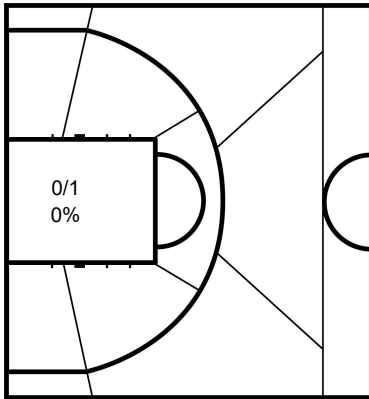
Cumulative Statistics

チームの累積統計

JPN - Japan

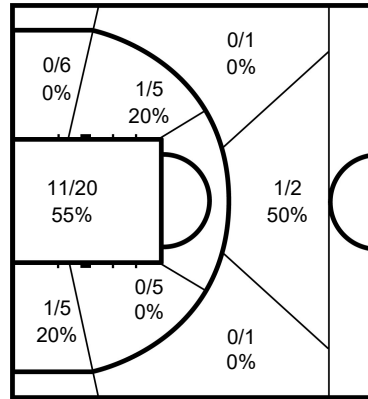
After 6 games

2 ZAIMA Izumi



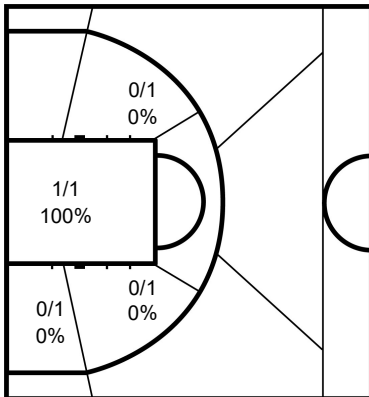
	M / A	%
Field Goals	0 / 1	0
2 Points	0 / 1	0
3 Points		
Free Throws	0 / 2	0

4 YANAGIMOTO Amane



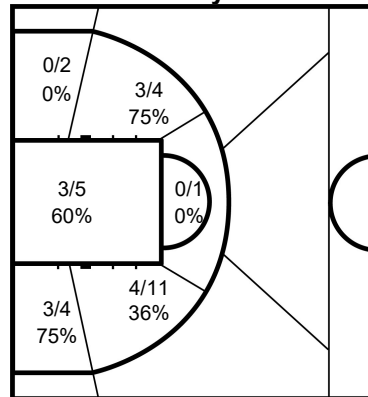
	M / A	%
Field Goals	14 / 42	33
2 Points	13 / 38	34
3 Points	1 / 4	25
Free Throws	3 / 6	50

5 HIRAI Miki



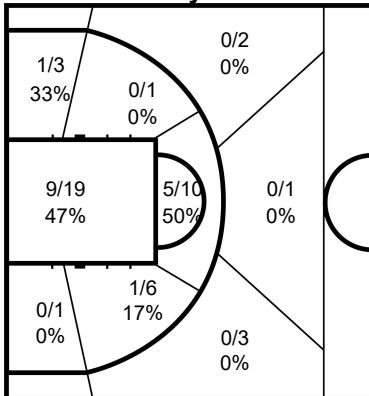
	M / A	%
Field Goals	1 / 3	33
2 Points	1 / 3	33
3 Points		
Free Throws		

7 TSUCHIDA Mayumi



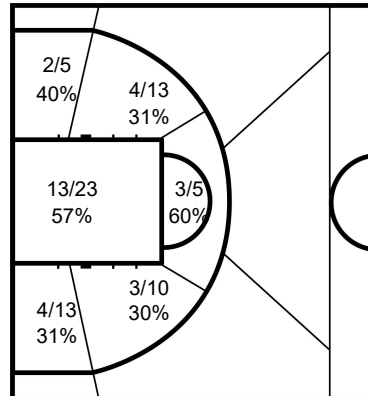
	M / A	%
Field Goals	11 / 25	44
2 Points	11 / 25	44
3 Points		
Free Throws	3 / 3	100

10 HAGINO Mayo



	M / A	%
Field Goals	16 / 47	34
2 Points	16 / 41	39
3 Points	0 / 6	0
Free Throws	1 / 2	50

12 FUJII Ikumi



	M / A	%
Field Goals	28 / 66	42
2 Points	28 / 66	42
3 Points		
Free Throws	5 / 6	83



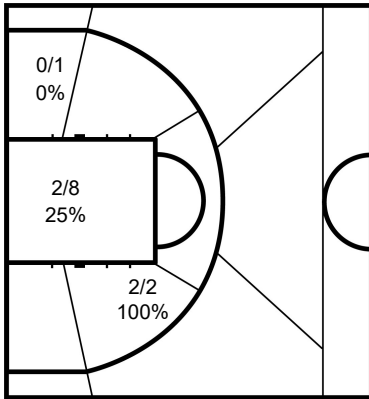
Cumulative Statistics

チームの累積統計

JPN - Japan

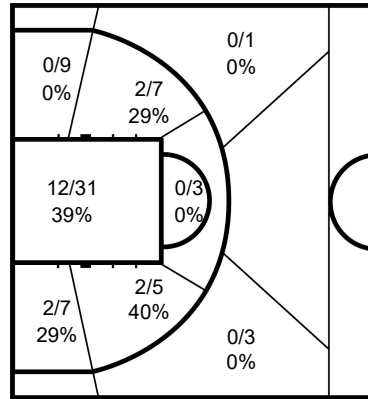
After 6 games

14 SHIMIZU Chinami



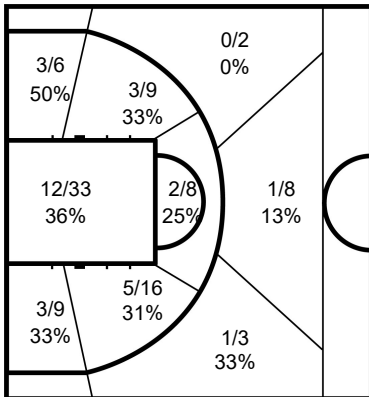
	M / A	%
Field Goals	4 / 11	36
2 Points	4 / 11	36
3 Points		
Free Throws		

15 AMIMOTO Mari



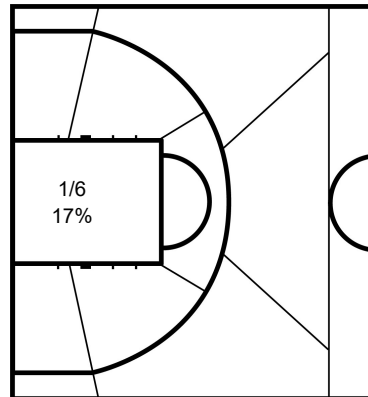
	M / A	%
Field Goals	16 / 60	27
2 Points	16 / 56	29
3 Points	0 / 4	0
Free Throws	6 / 10	60

18 KITADA Chihiro



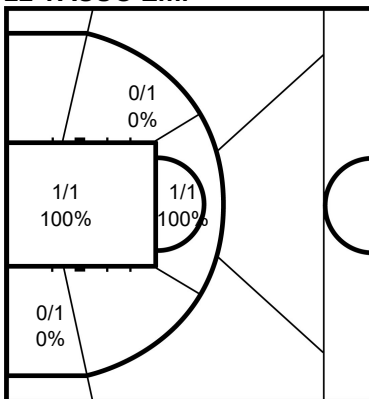
	M / A	%
Field Goals	28 / 89	31
2 Points	26 / 76	34
3 Points	2 / 13	15
Free Throws	5 / 9	56

19 KITAMA Yui



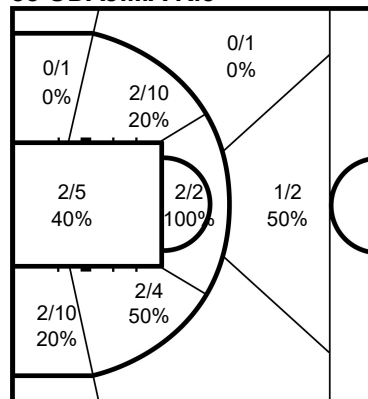
	M / A	%
Field Goals	1 / 7	14
2 Points	1 / 7	14
3 Points		
Free Throws		

22 YASUO Emi



	M / A	%
Field Goals	2 / 3	67
2 Points	2 / 3	67
3 Points		
Free Throws		

88 ODAJIMA Rie



	M / A	%
Field Goals	10 / 26	38
2 Points	9 / 23	39
3 Points	1 / 3	33
Free Throws		

Legend:							
%	Shooting Percentage	(C)	Captain	+/-	Plus-Minus	Agn.	Against
BS	Blocked Shots	DR	Defensive Rebounds	FD	Fouls Drawn	GP	Games Played
MPG	Minutes Played per Game	No.	Uniform Number	OR	Offensive Rebounds	PF	Fouls
PTS	Points	ST	Steals	TO	Turnovers	TOT	Total Rebounds
						AS	Assists
						M / A	Made / Attempts
						PPG	Points per Game
						TP	Time Played



Cumulative Statistics

チームの累積統計

GBR - Great Britain

After 6 games

Player Totals

No.	Name	Sport Class	GP	TP	Field Goals		2 Points		3 Points		Free Throws		Rebounds			AS	TO	ST	BS	PF	FD	+/-	PTS
					M/A	%	M/A	%	M/A	%	M/A	%	OR	DR	TOT								
4	MOORE Charlotte	1.0	6	3:19:06	11/36	31	11/35	31	0/1	0			5	7	12	9	2	1		11	2	-4	22
5	CARRIGILL Sophie	1.0	6	1:46:15	2/10	20	2/10	20					2	10	12	4	6	1		8	1	-29	4
6	BELL Michaela	1.5	3	14:34	0/2	0	0/2	0						1	1							-2	
7	FREEMAN Helen	4.0	6	2:49:45	20/62	32	19/51	37	1/11	9	3/5	60	3	40	43	39	11	9		12	13	32	44
8	WILLIAMS Laurie	2.5	6	2:35:39	24/54	44	24/54	44			4/10	40	4	20	24	23	17	5	1	11	16	39	52
9	HAMER Judith	4.0	6	53:13	8/22	36	8/22	36			1/2	50	1	6	7	1	3	1		6	3	-31	17
10	CONROY Amy (C)	4.0	6	1:56:50	28/53	53	28/53	53			6/12	50	6	17	23	9	2	4		8	13	27	62
11	THOMPSON Madeleine	4.0	6	1:31:47	18/44	41	18/40	45	0/4	0	1/1	100		4	4	8	3	3		7	6	-20	37
12	ROBINSON Lucy	4.5	3	19:10	3/10	30	3/10	30						3	3	1	2			1		2	6
13	FITZPATRICK Siobhan	3.0	3	17:23	0/6	0	0/6	0						3	3	2	2			2		-9	
14	HAIZELDEN Joy	2.5	6	2:30:21	18/40	45	18/40	45			0/1	0	8	10	18	10	8	2		6	7	30	36
15	LOVE Robyn	3.5	6	1:45:57	12/41	29	12/39	31	0/2	0	3/7	43	14	16	30	10	3	4	1	7	12	-40	27
Team / Coach																							
Totals					144/380	38	143/362	40	1/18	6	18/38	47	53	158	211	116	63	30	2	79	73	-1	307
Opponents					137/342	40	135/320	42	2/22	9	32/63	51	56	186	242	110	91	27	2	72	79	1	308

Team Totals

	GBR	Opponents
Points from Turnovers	67	57
Points in the Paint	160 (80/171) 47%	142 (71/173) 41%
Second Chance Points	26	48
Fast Break Points	32	14
Bench Points	86	95

Player Averages

No.	Name	Sport Class	GP	MPG	Field Goals		2 Points		3 Points		Free Throws		Rebounds			AS	TO	ST	BS	PF	FD	+/-	PPG
					M/A	%	M/A	%	M/A	%	M/A	%	OR	DR	TOT								
4	MOORE Charlotte	1.0	6	33.2	1.8/6.0	31	1.8/5.8	31	0.0/0.2	0			0.8	1.2	2.0	1.5	0.3	0.2		1.8	0.3	-0.7	3.7
5	CARRIGILL Sophie	1.0	6	17.7	0.3/1.7	20	0.3/1.7	20					0.3	1.7	2.0	0.7	1.0	0.2		1.3	0.2	-4.8	0.7
6	BELL Michaela	1.5	3	4.9	0.0/0.7	0	0.0/0.7	0						0.3	0.3							-0.7	
7	FREEMAN Helen	4.0	6	28.3	3.3/10.3	32	3.2/8.5	37	0.2/1.8	9	0.5/0.8	60	0.5	6.7	7.2	6.5	1.8	1.5		2.0	2.2	5.3	7.3
8	WILLIAMS Laurie	2.5	6	25.9	4.0/9.0	44	4.0/9.0	44			0.7/1.7	40	0.7	3.3	4.0	3.8	2.8	0.8	0.2	1.8	2.7	6.5	8.7
9	HAMER Judith	4.0	6	8.9	1.3/3.7	36	1.3/3.7	36			0.2/0.3	50	0.2	1.0	1.2	0.2	0.5	0.2		1.0	0.5	-5.2	2.8
10	CONROY Amy (C)	4.0	6	19.5	4.7/8.8	53	4.7/8.8	53			1.0/2.0	50	1.0	2.8	3.8	1.5	0.3	0.7		1.3	2.2	4.5	10.3
11	THOMPSON Madeleine	4.0	6	15.3	3.0/7.3	41	3.0/6.7	45	0.0/0.7	0	0.2/0.2	100		0.7	0.7	1.3	0.5	0.5		1.2	1.0	-3.3	6.2
12	ROBINSON Lucy	4.5	3	6.4	1.0/3.3	30	1.0/3.3	30						1.0	1.0	0.3	0.7			0.3		0.7	2.0
13	FITZPATRICK Siobhan	3.0	3	5.8	0.0/2.0	0	0.0/2.0	0						1.0	1.0	0.7	0.7			0.7		-3.0	
14	HAIZELDEN Joy	2.5	6	25.1	3.0/6.7	45	3.0/6.7	45			0.0/0.2	0	1.3	1.7	3.0	1.7	1.3	0.3		1.0	1.2	5.0	6.0
15	LOVE Robyn	3.5	6	17.7	2.0/6.8	29	2.0/6.5	31	0.0/0.3	0	0.5/1.2	43	2.3	2.7	5.0	1.7	0.5	0.7	0.2	1.2	2.0	-6.7	4.5
Team / Coach																							
Totals					24.0/63.3	38	23.8/60.3	40	0.2/3.0	6	3.0/6.3	47	8.8	26.3	35.2	19.3	10.5	5.0	0.3	13.2	12.2	-0.2	51.2
Opponents					22.8/57.0	40	22.5/53.3	42	0.3/3.7	9	5.3/10.5	51	9.3	31.0	40.3	18.3	15.2	4.5	0.3	12.0	13.2	0.2	51.3

Team Averages

	GBR	Opponents
Points from Turnovers	11.2	9.5
Points in the Paint	26.7	23.7
Second Chance Points	4.3	8.0
Fast Break Points	5.3	2.3
Bench Points	14.3	15.8



Cumulative Statistics

チームの累積統計

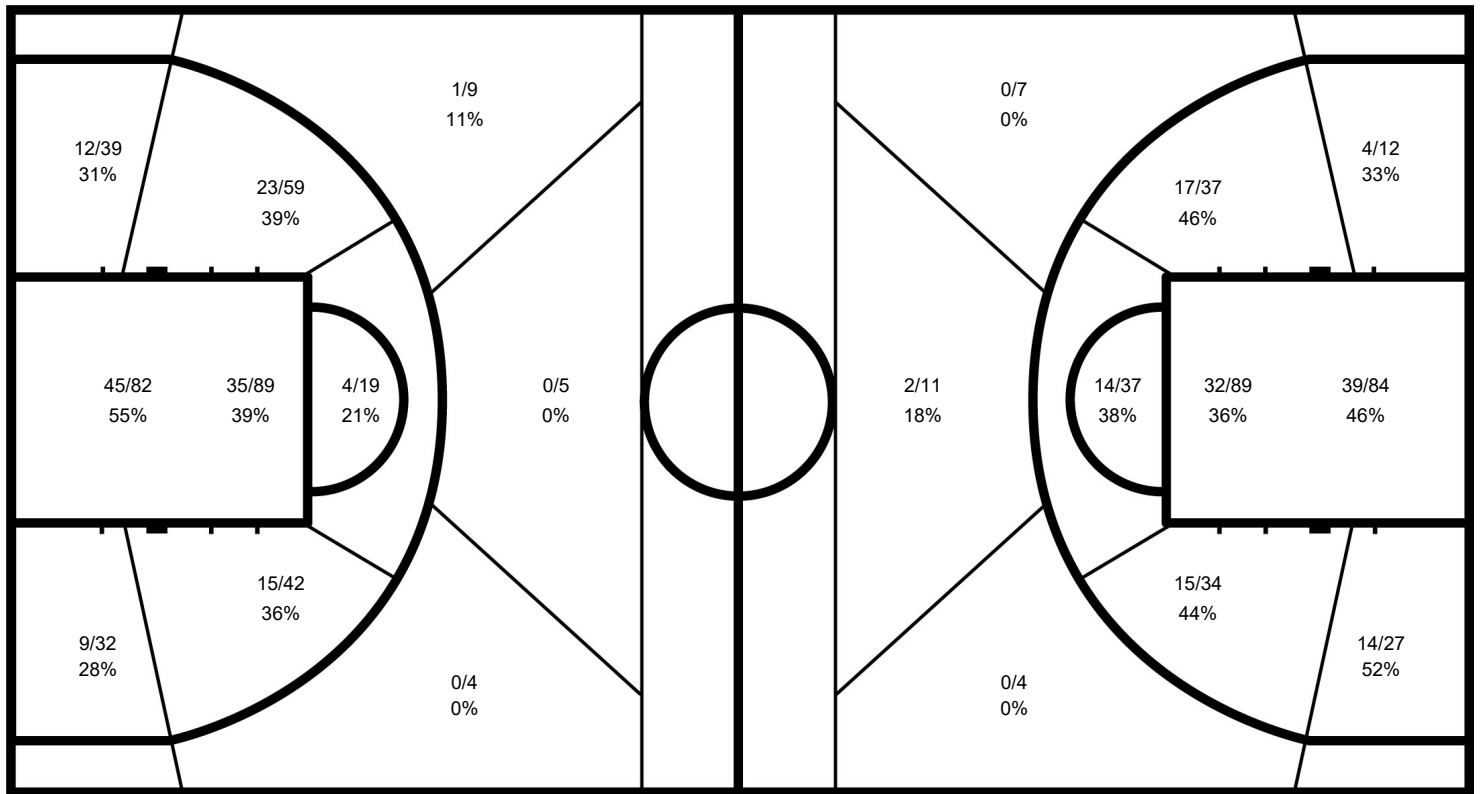
GBR - Great Britain

After 6 games

Phase	GBR Played	Score		Field Goals		2 Points		3 Points		Free Throws		Rebounds			AS	TO	ST	BS	PF	FD
				M / A	%	M / A	%	M / A	%	M / A	%	OR	DR	TOT						
Preliminary Round Group A	CAN	54-73	For	26/71	37	26/68	38	0/3	0	2/3	67	15	24	39	22	12			15	11
			Agn.	29/62	47	28/54	52	1/8	13	14/22	64	13	29	42	26	9	8	1	11	15
Preliminary Round Group A	JPN	48-54	For	23/65	35	23/61	38	0/4	0	2/6	33	8	26	34	15	11	6		13	11
			Agn.	24/54	44	23/51	45	1/3	33	5/9	56	5	35	40	22	18	7		11	13
Preliminary Round Group A	GER	35-53	For	16/63	25	16/58	28	0/5	0	3/7	43	9	28	37	14	10	6		11	15
			Agn.	24/66	36	24/63	38	0/3	0	5/6	83	14	39	53	20	11	4		15	11
Preliminary Round Group A	AUS	75-38	For	36/66	55	36/65	55	0/1	0	3/4	75	5	34	39	31	8	8	1	7	6
			Agn.	18/59	31	18/56	32	0/3	0	2/5	40	9	25	34	9	18	2		6	7
Quarterfinal	CHN	33-47	For	15/54	28	14/49	29	1/5	20	2/7	29	7	22	29	11	7	2		14	12
			Agn.	22/49	45	22/47	47	0/2	0	3/9	33	6	33	39	20	10	3	1	11	14
Classification Playoff 7/8	ESP	62-43	For	28/61	46	28/61	46			6/11	55	9	24	33	23	15	8	1	19	18
			Agn.	20/52	38	20/49	41	0/3	0	3/12	25	9	25	34	13	25	3		18	19

GBR - Great Britain

Opponents



GBR

	M / A	%
Field Goals	144 / 380	38
2 Points	143 / 362	40
3 Points	1 / 18	6
Free Throws	18 / 38	47

Opponents

%	M / A	
40	137 / 342	Field Goals
42	135 / 320	2 Points
9	2 / 22	3 Points
51	32 / 63	Free Throws



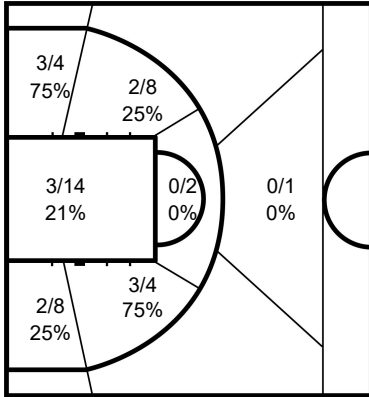
Cumulative Statistics

チームの累積統計

GBR - Great Britain

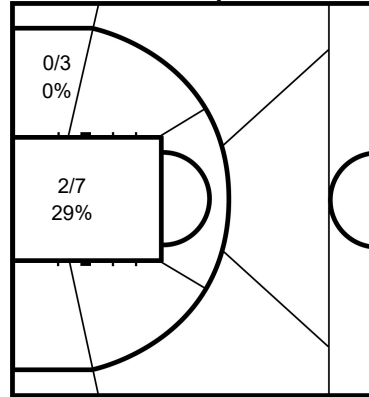
After 6 games

4 MOORE Charlotte



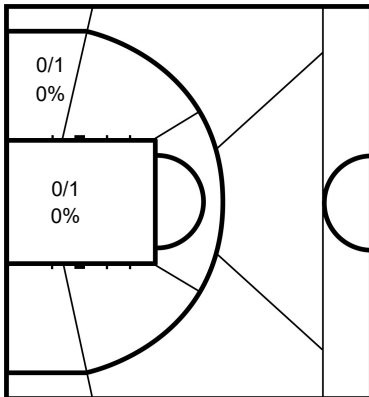
	M / A	%
Field Goals	11 / 36	31
2 Points	11 / 35	31
3 Points	0 / 1	0
Free Throws		

5 CARRIGILL Sophie



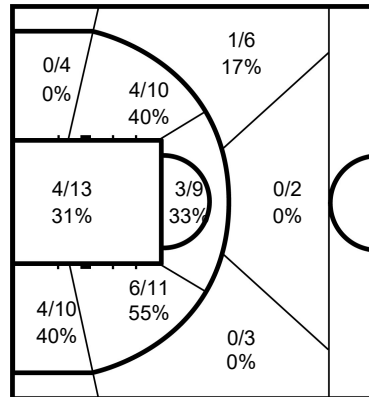
	M / A	%
Field Goals	2 / 10	20
2 Points	2 / 10	20
3 Points		
Free Throws		

6 BELL Michaela



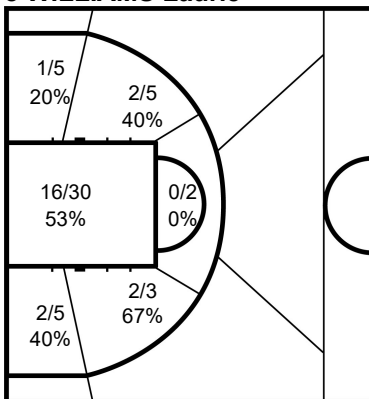
	M / A	%
Field Goals	0 / 2	0
2 Points	0 / 2	0
3 Points		
Free Throws		

7 FREEMAN Helen



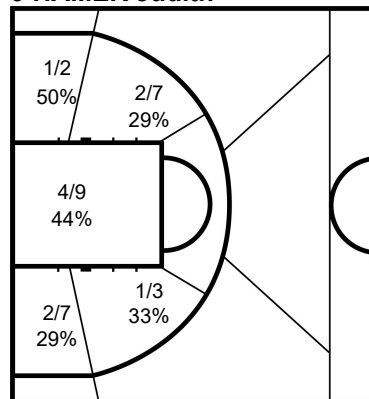
	M / A	%
Field Goals	20 / 62	32
2 Points	19 / 51	37
3 Points	1 / 11	9
Free Throws	3 / 5	60

8 WILLIAMS Laurie



	M / A	%
Field Goals	24 / 54	44
2 Points	24 / 54	44
3 Points		
Free Throws	4 / 10	40

9 HAMER Judith



	M / A	%
Field Goals	8 / 22	36
2 Points	8 / 22	36
3 Points		
Free Throws	1 / 2	50



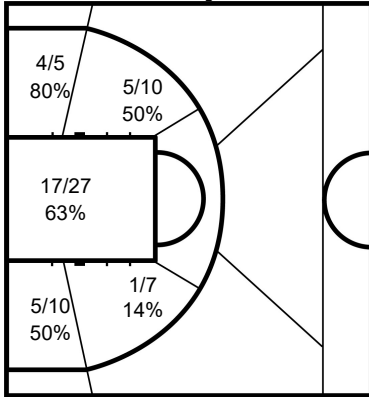
Cumulative Statistics

チームの累積統計

GBR - Great Britain

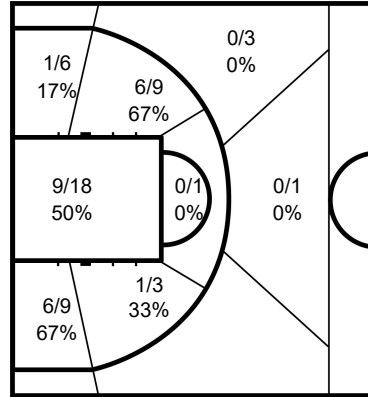
After 6 games

10 CONROY Amy



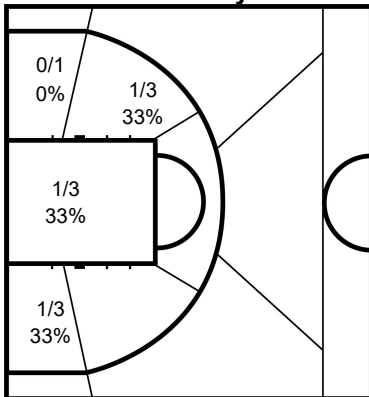
	M / A	%
Field Goals	28 / 53	53
2 Points	28 / 53	53
3 Points		
Free Throws	6 / 12	50

11 THOMPSON Madeleine



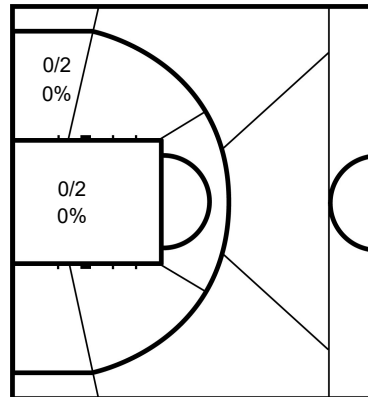
	M / A	%
Field Goals	18 / 44	41
2 Points	18 / 40	45
3 Points	0 / 4	0
Free Throws	1 / 1	100

12 ROBINSON Lucy



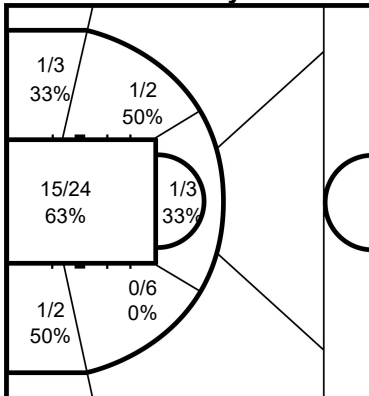
	M / A	%
Field Goals	3 / 10	30
2 Points	3 / 10	30
3 Points		
Free Throws		

13 FITZPATRICK Siobhan



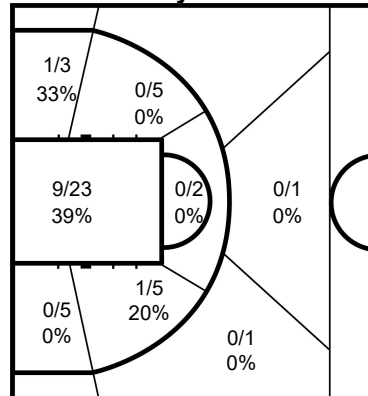
	M / A	%
Field Goals	0 / 6	0
2 Points	0 / 6	0
3 Points		
Free Throws		

14 HAIZELDEN Joy



	M / A	%
Field Goals	18 / 40	45
2 Points	18 / 40	45
3 Points		
Free Throws	0 / 1	0

15 LOVE Robyn



	M / A	%
Field Goals	12 / 41	29
2 Points	12 / 39	31
3 Points	0 / 2	0
Free Throws	3 / 7	43

Legend:

%	Shooting Percentage	(C)	Captain	+/-	Plus-Minus	Agn.	Against	AS	Assists
BS	Blocked Shots	DR	Defensive Rebounds	FD	Fouls Drawn	GP	Games Played	M / A	Made / Attempts
MPG	Minutes Played per Game	No.	Uniform Number	OR	Offensive Rebounds	PF	Fouls	PPG	Points per Game
PTS	Points	ST	Steals	TO	Turnovers	TOT	Total Rebounds	TP	Time Played



Cumulative Statistics

チームの累積統計

ESP - Spain

After 6 games

Player Totals

No.	Name	Sport Class	GP	TP	Field Goals		2 Points		3 Points		Free Throws		Rebounds			AS	TO	ST	BS	PF	FD	+/-	PTS
					M/A	%	M/A	%	M/A	%	M/A	%	OR	DR	TOT								
4	ORTEGA RICO Lourdes	1.0	6	1:50:44	4/10	40	4/10	40			0/4	0	1	9	10					7	2	-4	8
6	RUIZ ESCRIBANO Sonia (C)	2.5	6	2:10:36	9/32	28	9/31	29	0/1	0	2/6	33	3	4	7	18	17	2		7	6	-58	20
8	ZUDAIRE GARCIA Beatriz	3.0	6	1:50:49	12/37	32	12/36	33	0/1	0	5/8	63	4	13	17	21	9	4	1	5	9	-26	29
9	REVUELTA GARCIA Sara	1.0	6	2:18:06	4/9	44	4/9	44			2/5	40		9	9	1	1	1		3	5	-46	10
11	PEREZ GUTIERREZ Virginia	4.0	6	2:02:54	21/84	25	18/66	27	3/18	17	5/10	50	10	34	44	13	26	6	2	8	15	-55	50
12	NUNEZ MILAN Judith	2.0	1	10:54	0/2	0	0/2	0												1			12
13	ALONSO VILARINO Maria	4.0	6	2:02:03	19/61	31	19/61	31			3/4	75	13	19	32	4	5	1	2	7	11	-13	41
15	MONTIEL CORTIJO Almudena	2.0	6	3:01:30	4/31	13	4/30	13	0/1	0	0/2	0	8	15	23	6	9	6		17	5	-99	8
44	NAVARRO RODRIGUEZ Gabriela	4.0	6	1:24:33	9/23	39	9/23	39			3/5	60	4	15	19	7	6	1		1	6	7	21
51	EGILUZ IBARGUEN Agurtzane	3.0	5	53:35	5/15	33	5/15	33			1/3	33	2	4	6	2	2	1		7	4	22	11
55	LOPEZ CHAVEZ Isabel	4.5	6	2:03:39	19/43	44	19/42	45	0/1	0	7/12	58	9	30	39	6	7	2		9	12	-61	45
88	RUIZ RUIZ Maria	2.0	1	10:37										1	1					1	1		16
Team / Coach																							
Totals					106/347	31	103/325	32	3/22	14	28/59	47	66	171	237	79	99	24	5	73	76	-61	243
Opponents					140/341	41	136/311	44	4/30	13	20/49	41	42	182	224	106	80	40	6	76	73	61	304

Team Totals

	ESP	Opponents
Points from Turnovers	62	82
Points in the Paint	142 (71/187) 38%	154 (77/149) 52%
Second Chance Points	35	18
Fast Break Points	20	39
Bench Points	99	53

Player Averages

No.	Name	Sport Class	GP	MPG	Field Goals		2 Points		3 Points		Free Throws		Rebounds			AS	TO	ST	BS	PF	FD	+/-	PPG
					M/A	%	M/A	%	M/A	%	M/A	%	OR	DR	TOT								
4	ORTEGA RICO Lourdes	1.0	6	18.5	0.7/1.7	40	0.7/1.7	40			0.0/0.7	0	0.2	1.5	1.7	0.2	0.2			1.2	0.3	-0.7	1.3
6	RUIZ ESCRIBANO Sonia (C)	2.5	6	21.8	1.5/5.3	28	1.5/5.2	29	0.0/0.2	0	0.3/1.0	33	0.5	0.7	1.2	3.0	2.8	0.3		1.2	1.0	-9.7	3.3
8	ZUDAIRE GARCIA Beatriz	3.0	6	18.5	2.0/6.2	32	2.0/6.0	33	0.0/0.2	0	0.8/1.3	63	0.7	2.2	2.8	3.5	1.5	0.7	0.2	0.8	1.5	-4.3	4.8
9	REVUELTA GARCIA Sara	1.0	6	23.0	0.7/1.5	44	0.7/1.5	44			0.3/0.8	40		1.5	1.5	0.2	0.2	0.2		0.5	0.8	-7.7	1.7
11	PEREZ GUTIERREZ Virginia	4.0	6	20.5	3.5/14.0	25	3.0/11.0	27	0.5/3.0	17	0.8/1.7	50	1.7	5.7	7.3	2.2	4.3	1.0	0.3	1.3	2.5	-9.2	8.3
12	NUNEZ MILAN Judith	2.0	1	10.9	0.0/2.0	0	0.0/2.0	0									1.0			1.0			12.0
13	ALONSO VILARINO Maria	4.0	6	20.3	3.2/10.2	31	3.2/10.2	31			0.5/0.7	75	2.2	3.2	5.3	0.7	0.8	0.2	0.3	1.2	1.8	-2.2	6.8
15	MONTIEL CORTIJO Almudena	2.0	6	30.3	0.7/5.2	13	0.7/5.0	13	0.0/0.2	0	0.0/0.3	0	1.3	2.5	3.8	1.0	1.5	1.0		2.8	0.8	-16.5	1.3
44	NAVARRO RODRIGUEZ Gabriela	4.0	6	14.1	1.5/3.8	39	1.5/3.8	39			0.5/0.8	60	0.7	2.5	3.2	1.2	1.0	0.2		0.2	1.0	1.2	3.5
51	EGILUZ IBARGUEN Agurtzane	3.0	5	10.7	1.0/3.0	33	1.0/3.0	33			0.2/0.6	33	0.4	0.8	1.2	0.4	0.4	0.2		1.4	0.8	4.4	2.2
55	LOPEZ CHAVEZ Isabel	4.5	6	20.6	3.2/7.2	44	3.2/7.0	45	0.0/0.2	0	1.2/2.0	58	1.5	5.0	6.5	1.0	1.2	0.3		1.5	2.0	-10.2	7.5
88	RUIZ RUIZ Maria	2.0	1	10.6										1.0	1.0					1.0	1.0		16.0
Team / Coach																							
Totals					17.7/57.8	31	17.2/54.2	32	0.5/3.7	14	4.7/9.8	47	11.0	28.5	39.5	13.2	16.5	4.0	0.8	12.2	12.7	-10.2	40.5
Opponents					23.3/56.8	41	22.7/51.8	44	0.7/5.0	13	3.3/8.2	41	7.0	30.3	37.3	17.7	13.3	6.7	1.0	12.7	12.2	10.2	50.7

Team Averages

	ESP	Opponents
Points from Turnovers	10.3	13.7
Points in the Paint	23.7	25.7
Second Chance Points	5.8	3.0
Fast Break Points	3.3	6.5
Bench Points	16.5	8.8



Cumulative Statistics

チームの累積統計

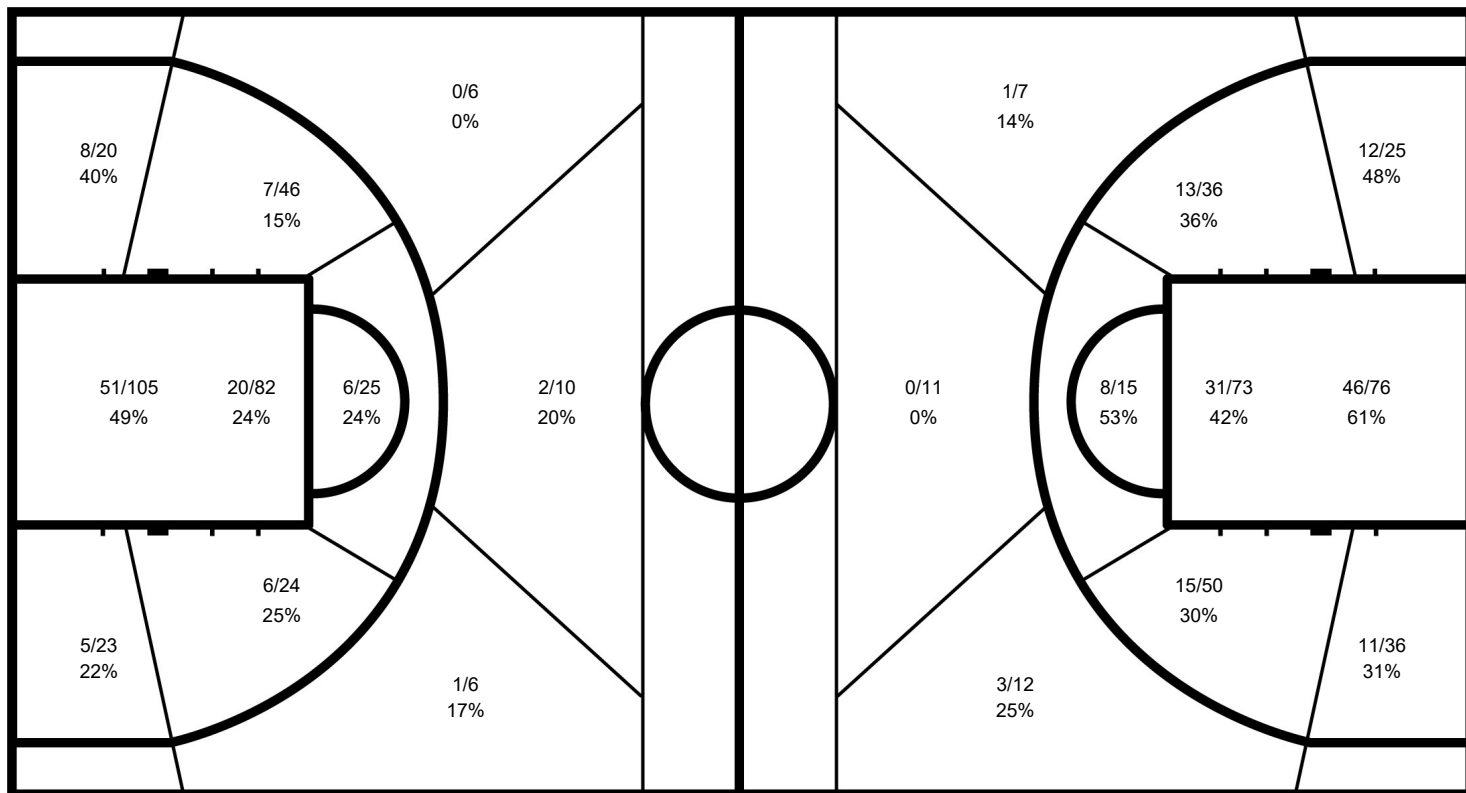
ESP - Spain

After 6 games

Phase	ESP Played	Score		Field Goals		2 Points		3 Points		Free Throws		Rebounds			AS	TO	ST	BS	PF	FD
				M / A	%	M / A	%	M / A	%	M / A	%	OR	DR	TOT						
Preliminary Round Group B	USA	34-68	For	14/62	23	13/53	25	1/9	11	5/10	50	13	26	39	12	13	3	1	11	12
			Agn.	32/59	54	31/55	56	1/4	25	3/7	43	4	37	41	24	7	5		12	11
Preliminary Round Group B	CHN	29-46	For	10/47	21	10/46	22	0/1	0	9/12	75	12	26	38	11	19	1	1	6	11
			Agn.	22/54	41	22/53	42	0/1	0	2/4	50	5	23	28	18	6	5		11	6
Preliminary Round Group B	ALG	80-8	For	38/75	51	38/74	51	0/1	0	4/11	36	16	39	55	24	11	12	1	8	10
			Agn.	4/46	9	4/26	15	0/20	0	0/5	0	5	24	29	3	30	6		10	8
Preliminary Round Group B	NED	24-63	For	10/60	17	10/57	18	0/3	0	4/6	67	9	24	33	6	10	1	1	13	9
			Agn.	30/64	47	30/63	48	0/1	0	3/6	50	11	42	53	19	9	8	3	9	13
Quarterfinal	GER	33-57	For	14/51	27	12/46	26	2/5	40	3/8	38	7	31	38	13	21	4	1	17	15
			Agn.	24/57	42	21/53	40	3/4	75	6/16	38	8	32	40	19	13	8	2	15	17
Classification Playoff 7/8	GBR	43-62	For	20/52	38	20/49	41	0/3	0	3/12	25	9	25	34	13	25	3		18	19
			Agn.	28/61	46	28/61	46			6/11	55	9	24	33	23	15	8	1	19	18

ESP - Spain

Opponents



ESP

	M / A	%
Field Goals	106 / 347	31
2 Points	103 / 325	32
3 Points	3 / 22	14
Free Throws	28 / 59	47

Opponents

%	M / A	
41	140 / 341	Field Goals
44	136 / 311	2 Points
13	4 / 30	3 Points
41	20 / 49	Free Throws



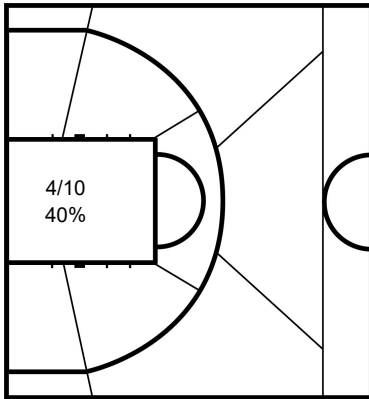
Cumulative Statistics

チームの累積統計

ESP - Spain

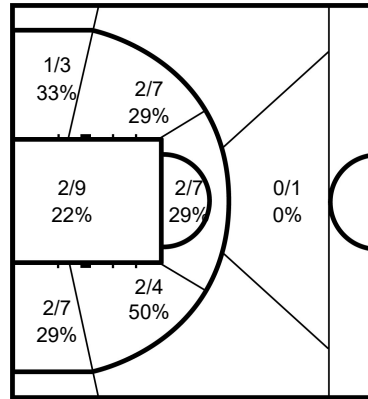
After 6 games

4 ORTEGA RICO Lourdes



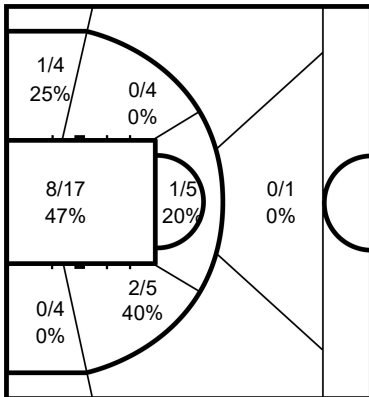
	M / A	%
Field Goals	4 / 10	40
2 Points	4 / 10	40
3 Points		
Free Throws	0 / 4	0

6 RUIZ ESCRIBANO Sonia



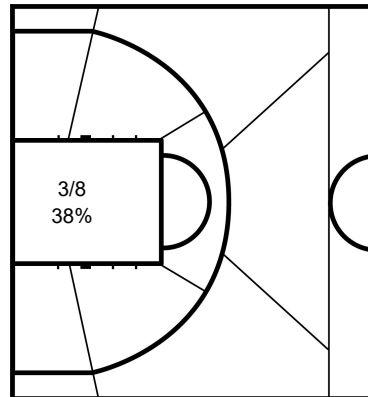
	M / A	%
Field Goals	9 / 32	28
2 Points	9 / 31	29
3 Points	0 / 1	0
Free Throws	2 / 6	33

8 ZUDAIRE GARCIA Beatriz



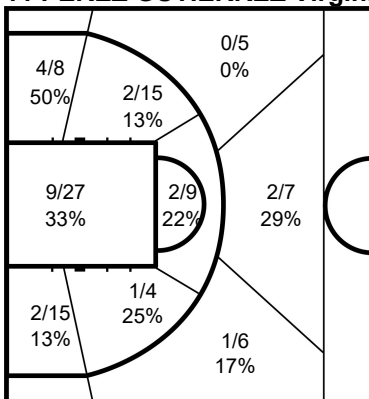
	M / A	%
Field Goals	12 / 37	32
2 Points	12 / 36	33
3 Points	0 / 1	0
Free Throws	5 / 8	63

9 REVUELTA GARCIA Sara



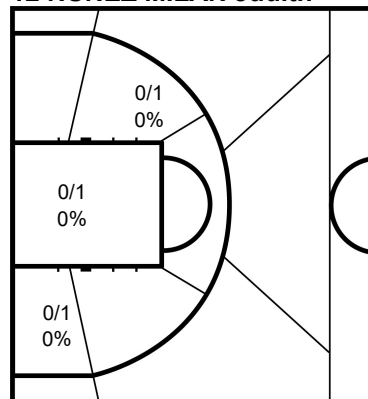
	M / A	%
Field Goals	4 / 9	44
2 Points	4 / 9	44
3 Points		
Free Throws	2 / 5	40

11 PEREZ GUTIERREZ Virginia



	M / A	%
Field Goals	21 / 84	25
2 Points	18 / 66	27
3 Points	3 / 18	17
Free Throws	5 / 10	50

12 NUNEZ MILAN Judith



	M / A	%
Field Goals	0 / 2	0
2 Points	0 / 2	0
3 Points		
Free Throws		



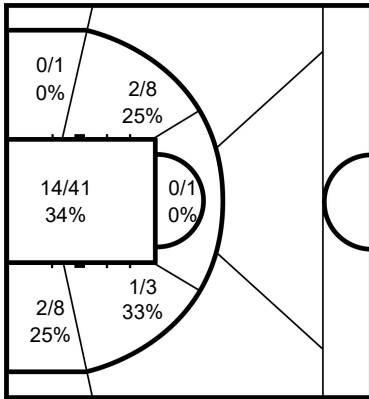
Cumulative Statistics

チームの累積統計

ESP - Spain

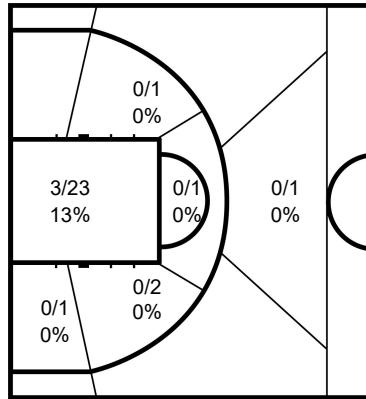
After 6 games

13 ALONSO VILARINO Maria



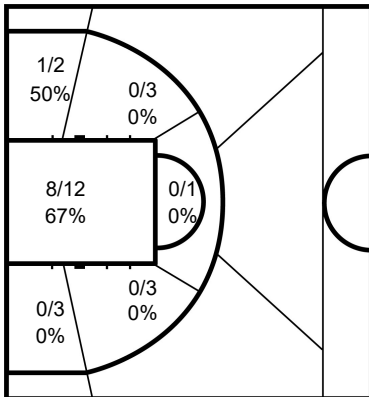
	M / A	%
Field Goals	19 / 61	31
2 Points	19 / 61	31
3 Points		
Free Throws	3 / 4	75

15 MONTIEL CORTIJO Almudena



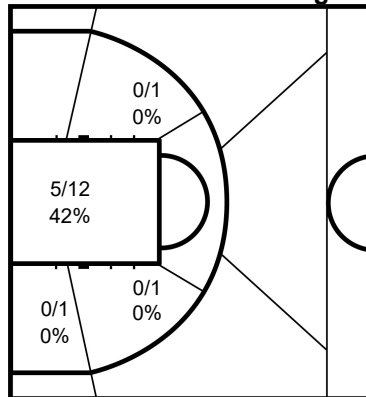
	M / A	%
Field Goals	4 / 31	13
2 Points	4 / 30	13
3 Points	0 / 1	0
Free Throws	0 / 2	0

44 NAVARRO RODRIGUEZ Gabriela



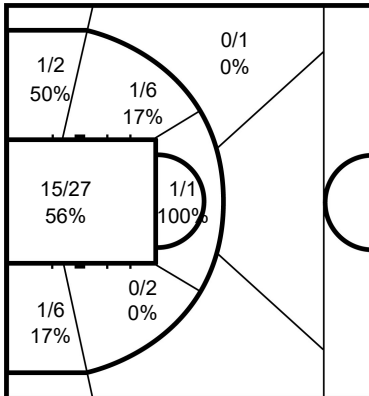
	M / A	%
Field Goals	9 / 23	39
2 Points	9 / 23	39
3 Points		
Free Throws	3 / 5	60

51 EGILUZ IBARGUEN Agurtzane



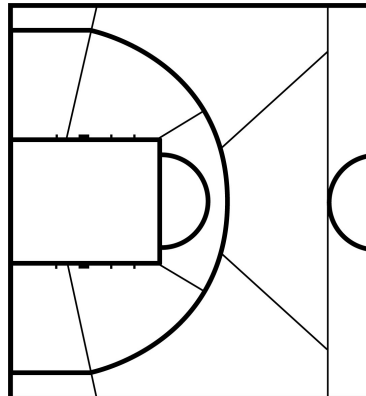
	M / A	%
Field Goals	5 / 15	33
2 Points	5 / 15	33
3 Points		
Free Throws	1 / 3	33

55 LOPEZ CHAVEZ Isabel



	M / A	%
Field Goals	19 / 43	44
2 Points	19 / 42	45
3 Points	0 / 1	0
Free Throws	7 / 12	58

88 RUIZ RUIZ Maria



	M / A	%
Field Goals		
2 Points		
3 Points		
Free Throws		

Legend:			
%	Shooting Percentage	(C)	Captain
BS	Blocked Shots	DR	Defensive Rebounds
MPG	Minutes Played per Game	No.	Uniform Number
PTS	Points	ST	Steals
+/-	Plus-Minus	FD	Fouls Drawn
OR	Offensive Rebounds	PF	Fouls
TOT	Turnovers	GP	Games Played
AS	Assists	PPG	Points per Game
M / A	Made / Attempts	TP	Time Played
		TOT	Total Rebounds



Cumulative Statistics

チームの累積統計

AUS - Australia

After 5 games

Player Totals

No.	Name	Sport Class	GP	TP	Field Goals		2 Points		3 Points		Free Throws		Rebounds			AS	TO	ST	BS	PF	FD	+/-	PTS
					M/A	%	M/A	%	M/A	%	M/A	%	OR	DR	TOT								
4	VINCI Sarah	1.0	5	1:05:01	9/12	75	9/12	75			0/1	0	2	7	9	4	4	1		2	2	-9	18
5	CRONJE Jess	4.0	5	1:03:23	4/7	57	4/7	57			2/4	50	1	5	6	5	5	2		4	4	-29	10
6	DODD Hannah	1.0	5	1:51:28	6/22	27	6/22	27			3/4	75	5	6	11	13	8	1		5	6	-60	15
7	CRONAU Shelley	2.5	5	2:03:42	7/24	29	7/24	29					4	5	9	11	8	3		11	3	-81	14
8	MUNRO-COOK Georgia (C)	4.5	5	2:38:22	27/77	35	27/76	36	0/1	0	8/23	35	1	29	30	15	16	3		7	19	-77	62
10	MELLBERG Bree	3.0	5	57:21	3/13	23	3/13	23			1/2	50		6	6		7	2	1	6	4	-13	7
13	OVENS Taishar	1.0	5	36:11	1/6	17	1/6	17						1	1		1	1		2	2	-21	2
14	SABLJAK Ella	1.0	5	1:19:21	1/6	17	1/6	17					3	1	4	4	1	1		6	1	-48	2
15	MERRITT Amber	4.5	5	2:38:11	49/103	48	47/94	50	2/9	22	7/15	47	11	42	53	24	18	13	2	9	16	-47	107
21	FRIDAY Mary	1.0	5	1:13:21	3/6	50	3/6	50						2	2		4	1		1	2	-11	6
22	MARTIN Isabel	1.0	5	38:25	1/1	100	1/1	100					2	4	6	2	2				1	-15	2
23	ALEXANDER Natalie	2.5	5	35:14	3/10	30	3/10	30			0/2	0		5	5	2				1	1	1	6
Team / Coach													5	8	13		7						
Totals					114/287	40	112/277	40	2/10	20	21/51	41	34	121	155	80	81	28	3	54	61	-82	251
Opponents					153/313	49	150/299	50	3/14	21	24/46	52	44	153	197	128	68	35	5	60	54	82	333

Team Totals

	AUS	Opponents
Points from Turnovers	58	73
Points in the Paint	162 (81/161) 50%	232 (116/206) 56%
Second Chance Points	21	43
Fast Break Points	21	40
Bench Points	51	116

Player Averages

No.	Name	Sport Class	GP	MPG	Field Goals		2 Points		3 Points		Free Throws		Rebounds			AS	TO	ST	BS	PF	FD	+/-	PPG
					M/A	%	M/A	%	M/A	%	M/A	%	OR	DR	TOT								
4	VINCI Sarah	1.0	5	13.0	1.8/2.4	75	1.8/2.4	75			0.0/0.2	0	0.4	1.4	1.8	0.8	0.8	0.2		0.4	0.4	-1.8	3.6
5	CRONJE Jess	4.0	5	12.7	0.8/1.4	57	0.8/1.4	57			0.4/0.8	50	0.2	1.0	1.2	1.0	1.0	0.4		0.8	0.8	-5.8	2.0
6	DODD Hannah	1.0	5	22.3	1.2/4.4	27	1.2/4.4	27			0.6/0.8	75	1.0	1.2	2.2	2.6	1.6	0.2		1.0	1.2	-12.0	3.0
7	CRONAU Shelley	2.5	5	24.7	1.4/4.8	29	1.4/4.8	29					0.8	1.0	1.8	2.2	1.6	0.6		2.2	0.6	-16.2	2.8
8	MUNRO-COOK Georgia (C)	4.5	5	31.7	5.4/15.4	35	5.4/15.2	36	0.0/0.2	0	1.6/4.6	35	0.2	5.8	6.0	3.0	3.2	0.6		1.4	3.8	-15.4	12.4
10	MELLBERG Bree	3.0	5	11.5	0.6/2.6	23	0.6/2.6	23			0.2/0.4	50		1.2	1.2		1.4	0.4	0.2	1.2	0.8	-2.6	1.4
13	OVENS Taishar	1.0	5	7.2	0.2/1.2	17	0.2/1.2	17						0.2	0.2		0.2	0.2		0.4	0.4	-4.2	0.4
14	SABLJAK Ella	1.0	5	15.9	0.2/1.2	17	0.2/1.2	17					0.6	0.2	0.8	0.8	0.2	0.2		1.2	0.2	-9.6	0.4
15	MERRITT Amber	4.5	5	31.6	9.8/20.6	48	9.4/18.8	50	0.4/1.8	22	1.4/3.0	47	2.2	8.4	10.6	4.8	3.6	2.6	0.4	1.8	3.2	-9.4	21.4
21	FRIDAY Mary	1.0	5	14.7	0.6/1.2	50	0.6/1.2	50						0.4	0.4		0.8	0.2		0.2	0.4	-2.2	1.2
22	MARTIN Isabel	1.0	5	7.7	0.2/0.2	100	0.2/0.2	100					0.4	0.8	1.2	0.4	0.4				0.2	-3.0	0.4
23	ALEXANDER Natalie	2.5	5	7.0	0.6/2.0	30	0.6/2.0	30			0.0/0.4	0		1.0	1.0	0.4				0.2	0.2	0.2	1.2
Team / Coach													1.0	1.6	2.6		1.4						
Totals					22.8/57.4	40	22.4/55.4	40	0.4/2.0	20	4.2/10.2	41	6.8	24.2	31.0	16.0	16.2	5.6	0.6	10.8	12.2	-16.4	50.2
Opponents					30.6/62.6	49	30.0/59.8	50	0.6/2.8	21	4.8/9.2	52	8.8	30.6	39.4	25.6	13.6	7.0	1.0	12.0	10.8	16.4	66.6

Team Averages

	AUS	Opponents
Points from Turnovers	11.6	14.6
Points in the Paint	32.4	46.4
Second Chance Points	4.2	8.6
Fast Break Points	4.2	8.0
Bench Points	10.2	23.2



Cumulative Statistics

チームの累積統計

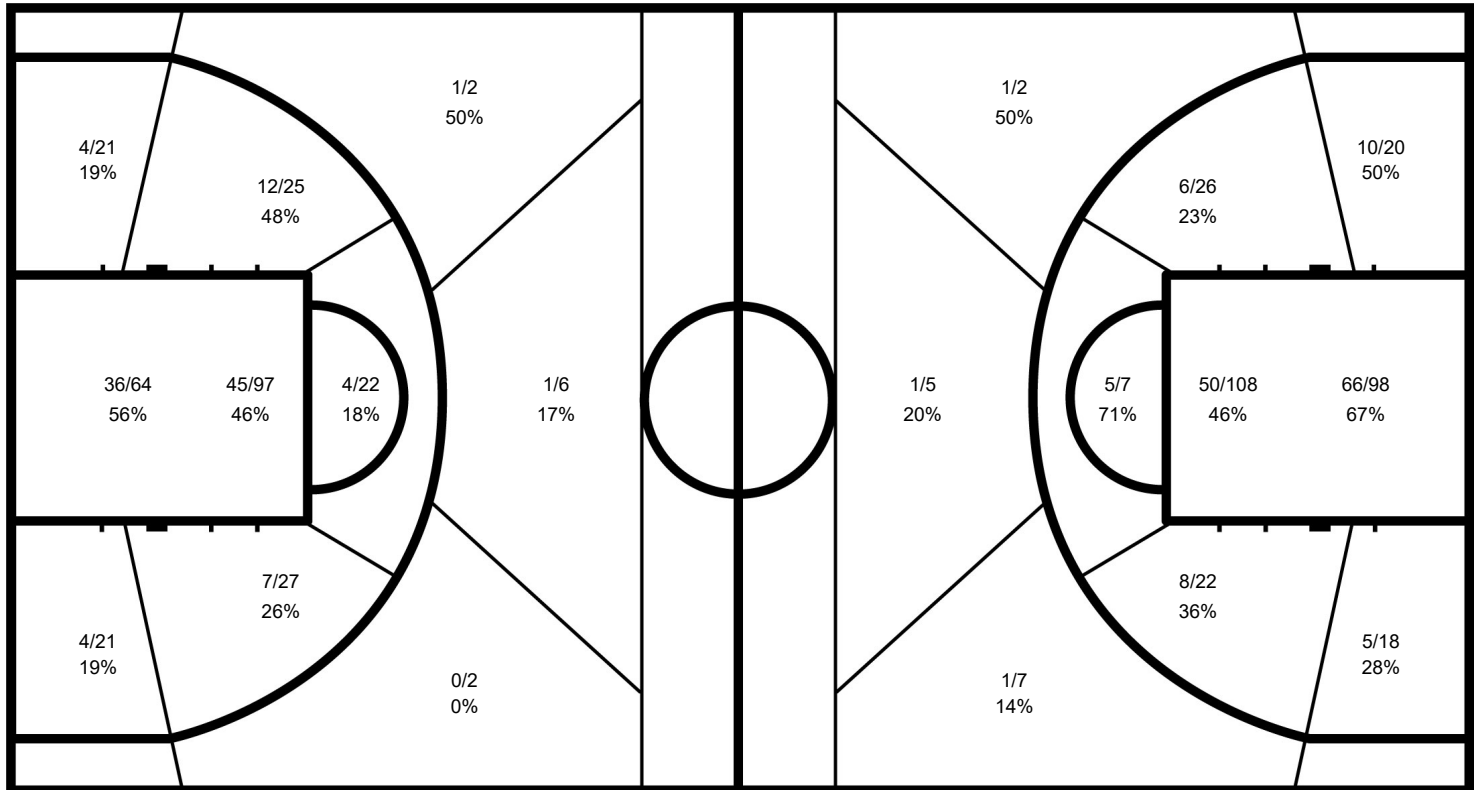
AUS - Australia

After 5 games

Phase	AUS Played	Score		Field Goals		2 Points		3 Points		Free Throws		Rebounds			AS	TO	ST	BS	PF	FD
				M / A	%	M / A	%	M / A	%	M / A	%	OR	DR	TOT						
Preliminary Round Group A	JPN	47-73	For	22/60	37	22/60	37			3/9	33	11	27	38	14	24	7	1	11	15
			Agn.	35/71	49	35/69	51	0/2	0	3/6	50	10	30	40	31	14	11			14
Preliminary Round Group A	GER	58-77	For	25/51	49	24/48	50	1/3	33	7/15	47	5	22	27	20	19	5		15	15
			Agn.	33/58	57	33/58	57			11/19	58	6	24	30	28	9	8	1	15	15
Preliminary Round Group A	GBR	38-75	For	18/59	31	18/56	32	0/3	0	2/5	40	9	25	34	9	18	2		6	7
			Agn.	36/66	55	36/65	55	0/1	0	3/4	75	5	34	39	31	8	8	1	7	6
Preliminary Round Group A	CAN	37-76	For	17/58	29	16/55	29	1/3	33	2/6	33	3	15	18	15	11	9	1	11	8
			Agn.	35/61	57	33/56	59	2/5	40	4/9	44	10	40	50	26	16	4		8	11
Classification Playoff 9/10	ALG	71-32	For	32/59	54	32/58	55	0/1	0	7/16	44	6	32	38	22	9	5	1	11	16
			Agn.	14/57	25	13/51	25	1/6	17	3/8	38	13	25	38	12	21	4	3	16	11

AUS - Australia

Opponents



AUS

	M / A	%
Field Goals	114 / 287	40
2 Points	112 / 277	40
3 Points	2 / 10	20
Free Throws	21 / 51	41

Opponents

%	M / A	
49	153 / 313	Field Goals
50	150 / 299	2 Points
21	3 / 14	3 Points
52	24 / 46	Free Throws



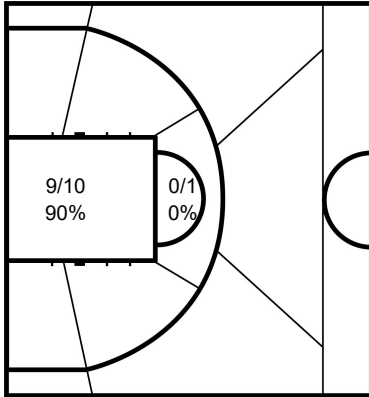
Cumulative Statistics

チームの累積統計

AUS - Australia

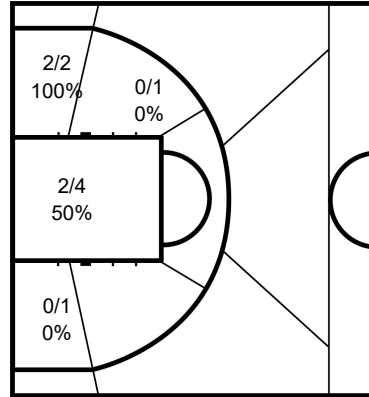
After 5 games

4 VINCI Sarah



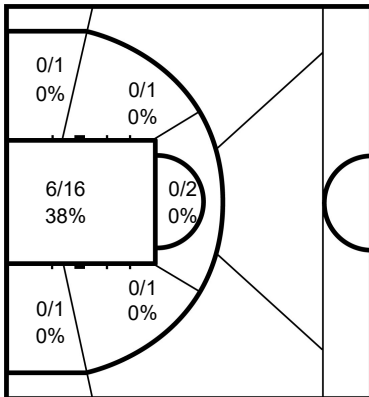
	M / A	%
Field Goals	9 / 12	75
2 Points	9 / 12	75
3 Points		
Free Throws	0 / 1	0

5 CRONJE Jess



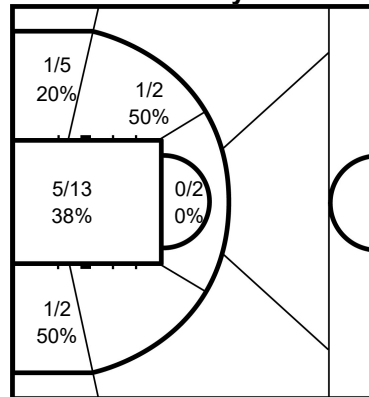
	M / A	%
Field Goals	4 / 7	57
2 Points	4 / 7	57
3 Points		
Free Throws	2 / 4	50

6 DODD Hannah



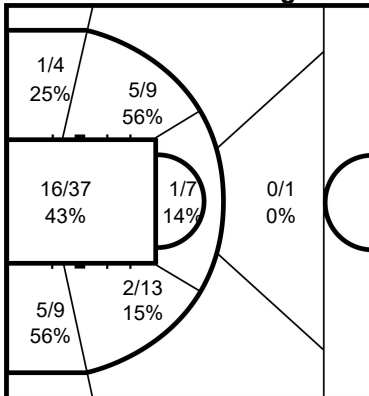
	M / A	%
Field Goals	6 / 22	27
2 Points	6 / 22	27
3 Points		
Free Throws	3 / 4	75

7 CRONAU Shelley



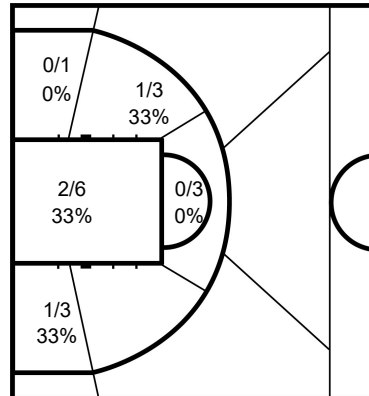
	M / A	%
Field Goals	7 / 24	29
2 Points	7 / 24	29
3 Points		
Free Throws		

8 MUNRO-COOK Georgia



	M / A	%
Field Goals	27 / 77	35
2 Points	27 / 76	36
3 Points	0 / 1	0
Free Throws	8 / 23	35

10 MELLBERG Bree



	M / A	%
Field Goals	3 / 13	23
2 Points	3 / 13	23
3 Points		
Free Throws	1 / 2	50



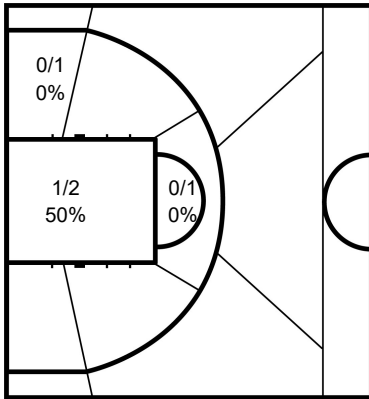
Cumulative Statistics

チームの累積統計

AUS - Australia

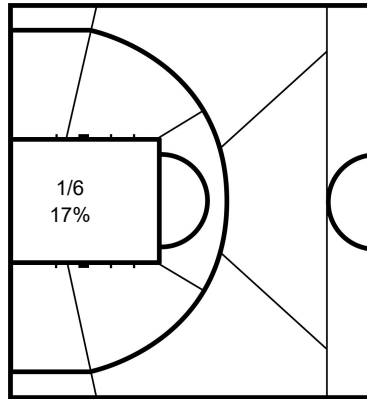
After 5 games

13 OVENS Taishar



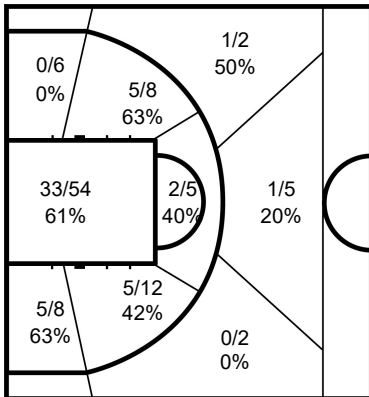
	M / A	%
Field Goals	1 / 6	17
2 Points	1 / 6	17
3 Points		
Free Throws		

14 SABLJAK Ella



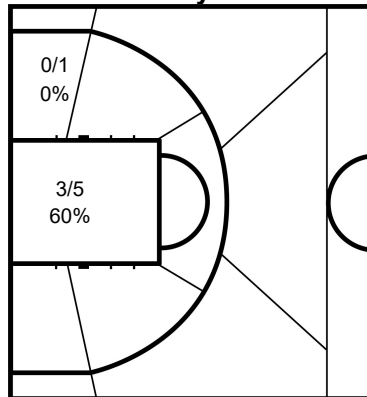
	M / A	%
Field Goals	1 / 6	17
2 Points	1 / 6	17
3 Points		
Free Throws		

15 MERRITT Amber



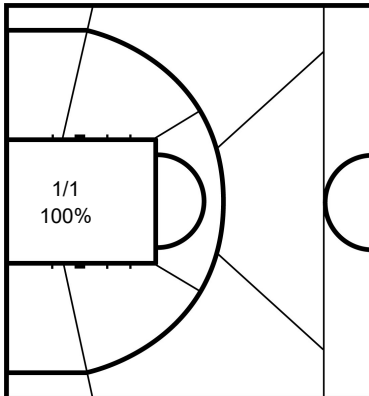
	M / A	%
Field Goals	49 / 103	48
2 Points	47 / 94	50
3 Points	2 / 9	22
Free Throws	7 / 15	47

21 FRIDAY Mary



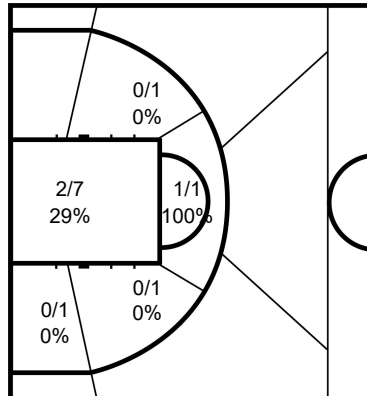
	M / A	%
Field Goals	3 / 6	50
2 Points	3 / 6	50
3 Points		
Free Throws		

22 MARTIN Isabel



	M / A	%
Field Goals	1 / 1	100
2 Points	1 / 1	100
3 Points		
Free Throws		

23 ALEXANDER Natalie



	M / A	%
Field Goals	3 / 10	30
2 Points	3 / 10	30
3 Points		
Free Throws	0 / 2	0

Legend:									
%	Shooting Percentage	(C)	Captain	+/-	Plus-Minus	Agn.	Against	AS	Assists
BS	Blocked Shots	DR	Defensive Rebounds	FD	Fouls Drawn	GP	Games Played	M / A	Made / Attempts
MPG	Minutes Played per Game	No.	Uniform Number	OR	Offensive Rebounds	PF	Fouls	PPG	Points per Game
PTS	Points	ST	Steals	TO	Turnovers	TOT	Total Rebounds	TP	Time Played



Cumulative Statistics

チームの累積統計

ALG - Algeria

After 5 games

Player Totals

No.	Name	Sport Class	GP	TP	Field Goals		2 Points		3 Points		Free Throws		Rebounds			AS	TO	ST	BS	PF	FD	+/-	PTS
					M / A	%	M / A	%	M / A	%	M / A	%	OR	DR	TOT								
4	MEHIMDA Nebia	3.0	4	28:42	1/5	20	1/5	20					2	3	5	3			1	1	2	-37	2
5	KHEDIR Naoual	4.0	4	30:20	2/6	33	2/6	33			1/4	25	2	7	9	2	9	1		3	3	-43	5
6	GHOUL Yamina	1.5	2	4:11							0/2	0									2	-13	
7	BELHADEF Hafida	4.0	2	13:39	0/4	0	0/4	0							1	1						-31	
8	BOUZIDI Fatima	1.0	5	3:18:47	1/12	8	1/12	8			1/5	20	8	6	14	1	4	3		4	4	-292	3
9	KHEMGANI Djamilia (C)	4.0	5	2:42:00	14/79	18	12/40	30	2/39	5			3	21	24	14	31	2	1	8	10	-244	30
11	SEMATI Dahbia	1.5	5	3:15:49	2/12	17	2/12	17			1/2	50	6	10	16	2	3			7	3	-279	5
12	ZAIRI Kheira	4.0	5	1:17:35	4/32	13	4/22	18	0/10	0	0/2	0	5	16	21	4	13	4	2	7	2	-88	8
13	SELLAMI Zohra	2.5	4	28:53	0/2	0	0/2	0						4	4		4			1	1	-54	
14	ABDELALI Samiha	2.5	5	2:24:53	8/46	17	7/34	21	1/12	8	1/2	50	1	17	18	8	32	6		11	7	-204	18
15	BOUBLAL Nourhane	4.5	5	1:55:11	15/53	28	15/50	30	0/3	0	3/9	33	4	17	21	1	4	1	1	3	6	-175	33
Team / Coach													8	15	23		39			1			
Totals					47/251	19	44/187	24	3/64	5	7/26	27	39	116	155	36	140	17	5	46	40	-292	104
Opponents					186/356	52	185/350	53	1/6	17	23/46	50	59	162	221	137	41	55	6	40	46	292	396

Team Totals

	ALG	Opponents
Points from Turnovers	14	163
Points in the Paint	64 (32/100) 32%	290 (145/237) 61%
Second Chance Points	19	55
Fast Break Points	8	92
Bench Points	25	160

Player Averages

No.	Name	Sport Class	GP	MPG	Field Goals		2 Points		3 Points		Free Throws		Rebounds			AS	TO	ST	BS	PF	FD	+/-	PPG
					M / A	%	M / A	%	M / A	%	M / A	%	OR	DR	TOT								
4	MEHIMDA Nebia	3.0	4	7.2	0.3/1.3	20	0.3/1.3	20					0.5	0.8	1.3	0.8			0.3	0.3	0.5	-9.3	0.5
5	KHEDIR Naoual	4.0	4	7.6	0.5/1.5	33	0.5/1.5	33			0.3/1.0	25	0.5	1.8	2.3	0.5	2.3	0.3		0.8	0.8	-10.8	1.3
6	GHOUL Yamina	1.5	2	2.1							0.0/1.0	0									1.0	-6.5	
7	BELHADEF Hafida	4.0	2	6.8	0.0/2.0	0	0.0/2.0	0								0.5	0.5					-15.5	
8	BOUZIDI Fatima	1.0	5	39.8	0.2/2.4	8	0.2/2.4	8			0.2/1.0	20	1.6	1.2	2.8	0.2	0.8	0.6		0.8	0.8	-58.4	0.6
9	KHEMGANI Djamilia (C)	4.0	5	32.4	2.8/15.8	18	2.4/8.0	30	0.4/7.8	5			0.6	4.2	4.8	2.8	6.2	0.4	0.2	1.6	2.0	-48.8	6.0
11	SEMATI Dahbia	1.5	5	39.2	0.4/2.4	17	0.4/2.4	17			0.2/0.4	50	1.2	2.0	3.2	0.4	0.6			1.4	0.6	-55.8	1.0
12	ZAIRI Kheira	4.0	5	15.5	0.8/6.4	13	0.8/4.4	18	0.0/2.0	0	0.0/0.4	0	1.0	3.2	4.2	0.8	2.6	0.8	0.4	1.4	0.4	-17.6	1.6
13	SELLAMI Zohra	2.5	4	7.2	0.0/0.5	0	0.0/0.5	0						1.0	1.0		1.0			0.3	0.3	-13.5	
14	ABDELALI Samiha	2.5	5	29.0	1.6/9.2	17	1.4/6.8	21	0.2/2.4	8	0.2/0.4	50	0.2	3.4	3.6	1.6	6.4	1.2		2.2	1.4	-40.8	3.6
15	BOUBLAL Nourhane	4.5	5	23.0	3.0/10.6	28	3.0/10.0	30	0.0/0.6	0	0.6/1.8	33	0.8	3.4	4.2	0.2	0.8	0.2	0.2	0.6	1.2	-35.0	6.6
Team / Coach													1.6	3.0	4.6		7.8			1			
Totals					9.4/50.2	19	8.8/37.4	24	0.6/12.8	5	1.4/5.2	27	7.8	23.2	31.0	7.2	28.0	3.4	1.0	9.2	8.0	-58.4	20.8
Opponents					37.2/71.2	52	37.0/70.0	53	0.2/1.2	17	4.6/9.2	50	11.8	32.4	44.2	27.4	8.2	11.0	1.2	8.0	9.2	58.4	79.2

Team Averages

	ALG	Opponents
Points from Turnovers	2.8	32.6
Points in the Paint	12.8	58.0
Second Chance Points	3.8	11.0
Fast Break Points	1.6	18.4
Bench Points	5.0	32.0



Cumulative Statistics

チームの累積統計

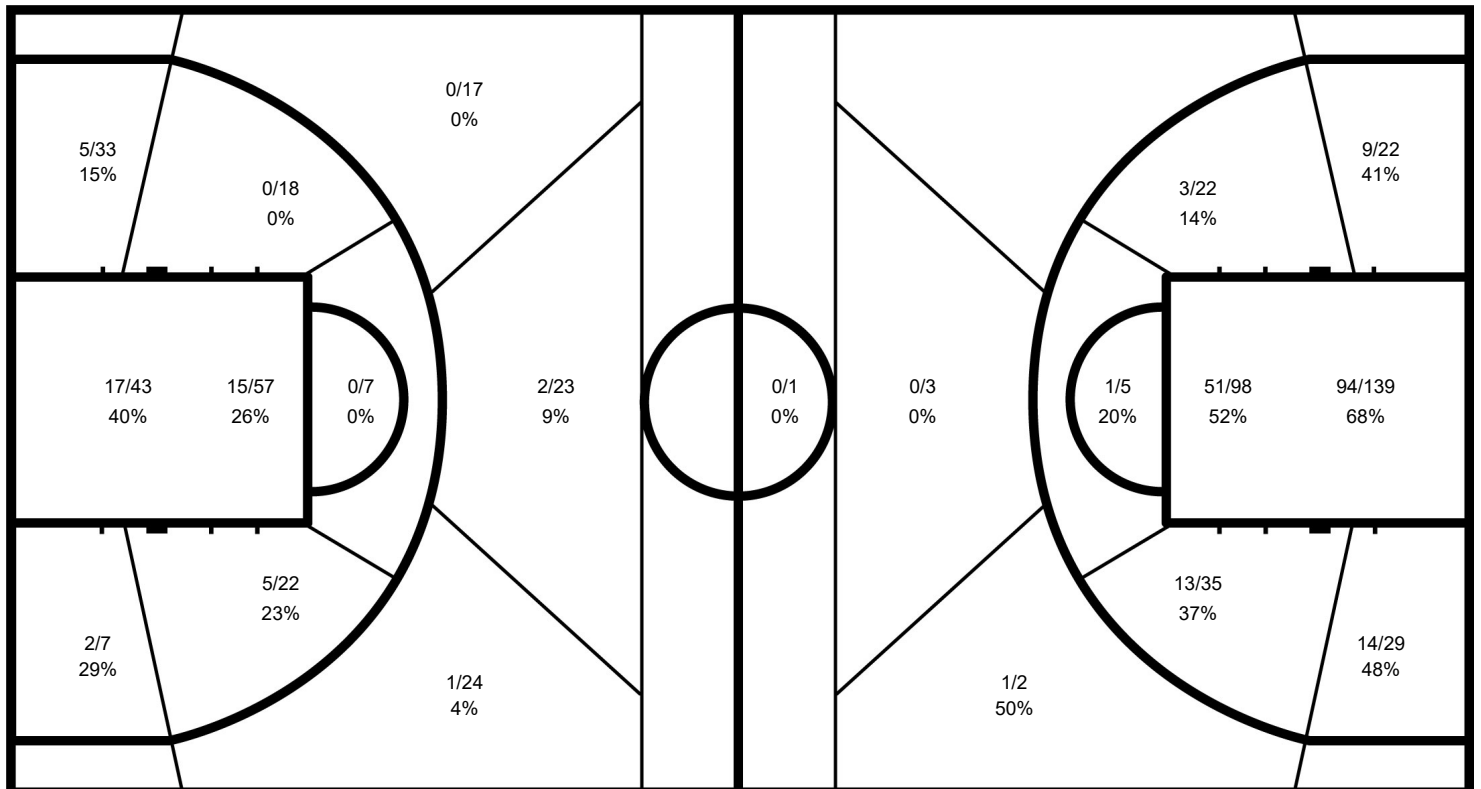
ALG - Algeria

After 5 games

Phase	ALG Played	Score		Field Goals		2 Points		3 Points		Free Throws		Rebounds			AS	TO	ST	BS	PF	FD
				M / A	%	M / A	%	M / A	%	M / A	%	OR	DR	TOT						
Preliminary Round Group B	CHN	25-74	For	12/42	29	11/26	42	1/16	6			1	25	26	7	30			10	3
			Agn.	35/71	49	35/70	50	0/1	0	4/8	50	12	25	37	29	4	11			3
Preliminary Round Group B	NED	18-109	For	8/54	15	7/41	17	1/13	8	1/5	20	11	16	27	6	35	3	1	8	10
			Agn.	51/83	61	50/80	63	1/3	33	6/9	67	15	34	49	40	7	17	4	10	9
Preliminary Round Group B	ESP	8-80	For	4/46	9	4/26	15	0/20	0	0/5	0	5	24	29	3	30	6		10	8
			Agn.	38/75	51	38/74	51	0/1	0	4/11	36	16	39	55	24	11	12	1	8	10
Preliminary Round Group B	USA	21-62	For	9/52	17	9/43	21	0/9	0	3/8	38	9	26	35	8	24	4	1	2	8
			Agn.	30/68	44	30/68	44			2/2	100	10	32	42	22	10	10		8	2
Classification Playoff 9/10	AUS	32-71	For	14/57	25	13/51	25	1/6	17	3/8	38	13	25	38	12	21	4	3	16	11
			Agn.	32/59	54	32/58	55	0/1	0	7/16	44	6	32	38	22	9	5	1	11	16

ALG - Algeria

Opponents



ALG

	M / A	%
Field Goals	47 / 251	19
2 Points	44 / 187	24
3 Points	3 / 64	5
Free Throws	7 / 26	27

Opponents

%	M / A	
52	186 / 356	Field Goals
53	185 / 350	2 Points
17	1 / 6	3 Points
50	23 / 46	Free Throws



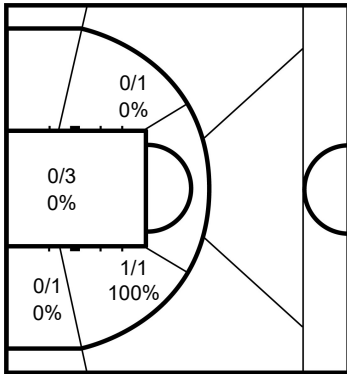
Cumulative Statistics

チームの累積統計

ALG - Algeria

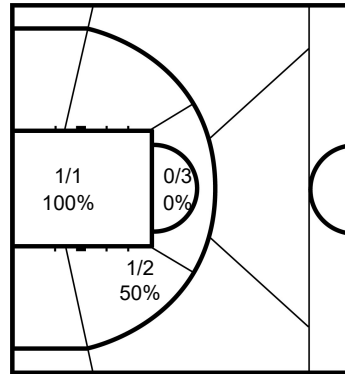
After 5 games

4 MEHIMDA Nebia



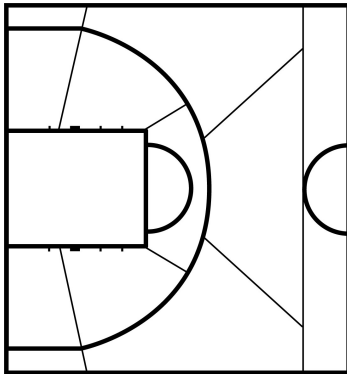
	M / A	%
Field Goals	1 / 5	20
2 Points	1 / 5	20
3 Points		
Free Throws		

5 KHEDIR Naoual



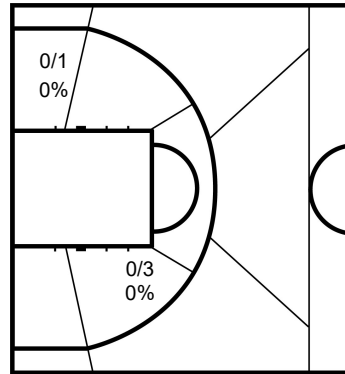
	M / A	%
Field Goals	2 / 6	33
2 Points	2 / 6	33
3 Points		
Free Throws	1 / 4	25

6 GHOUL Yamina



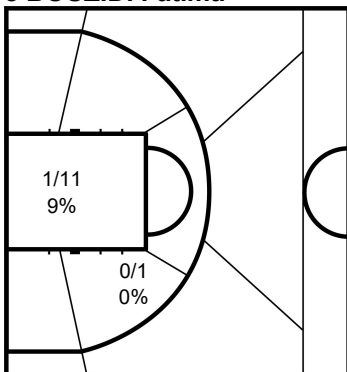
	M / A	%
Field Goals		
2 Points		
3 Points		
Free Throws	0 / 2	0

7 BELHADEF Hafida



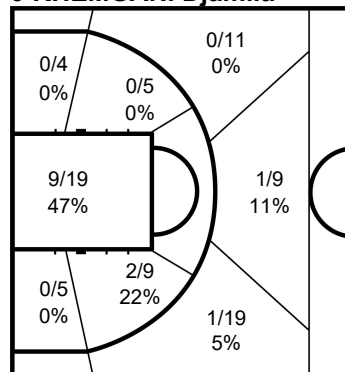
	M / A	%
Field Goals	0 / 4	0
2 Points	0 / 4	0
3 Points		
Free Throws		

8 BOUZIDI Fatima



	M / A	%
Field Goals	1 / 12	8
2 Points	1 / 12	8
3 Points		
Free Throws	1 / 5	20

9 KHEMGANI Djamila



	M / A	%
Field Goals	14 / 79	18
2 Points	12 / 40	30
3 Points	2 / 39	5
Free Throws		



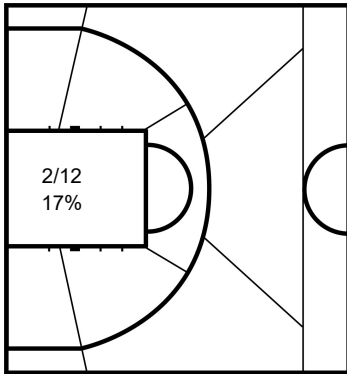
Cumulative Statistics

チームの累積統計

ALG - Algeria

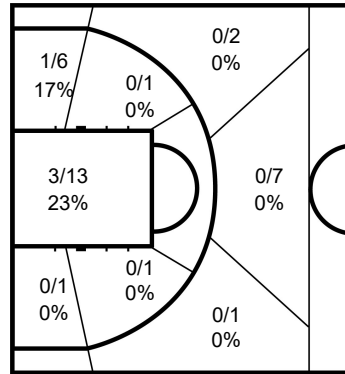
After 5 games

11 SEMATI Dahbia



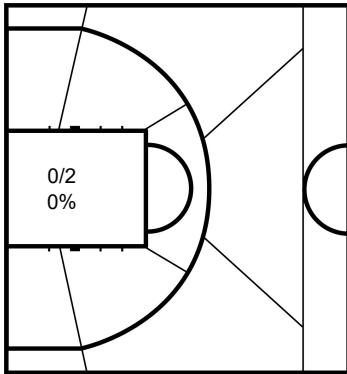
	M / A	%
Field Goals	2 / 12	17
2 Points	2 / 12	17
3 Points		
Free Throws	1 / 2	50

12 ZAIRI Kheira



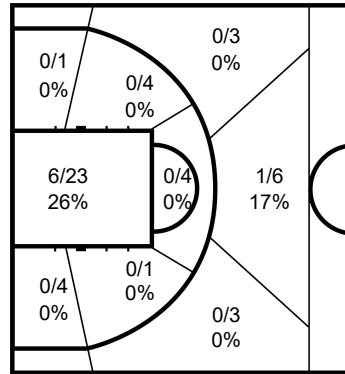
	M / A	%
Field Goals	4 / 32	13
2 Points	4 / 22	18
3 Points	0 / 10	0
Free Throws	0 / 2	0

13 SELLAMI Zohra



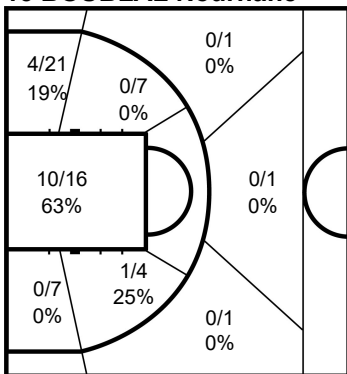
	M / A	%
Field Goals	0 / 2	0
2 Points	0 / 2	0
3 Points		
Free Throws		

14 ABDELALI Samiha



	M / A	%
Field Goals	8 / 46	17
2 Points	7 / 34	21
3 Points	1 / 12	8
Free Throws	1 / 2	50

15 BOUBLAL Nourhane



	M / A	%
Field Goals	15 / 53	28
2 Points	15 / 50	30
3 Points	0 / 3	0
Free Throws	3 / 9	33

Legend:			
%	Shooting Percentage	(C)	Captain
BS	Blocked Shots	DR	Defensive Rebounds
MPG	Minutes Played per Game	No.	Uniform Number
PTS	Points	ST	Steals
+/-	Plus-Minus	Agn.	Against
FD	Fouls Drawn	GP	Games Played
OR	Offensive Rebounds	PF	Fouls
TOT	Total Rebounds	AS	Assists
		M / A	Made / Attempts
		PPG	Points per Game
		TP	Time Played

Please note due to an error on the part of the Algerian administration, the Algerian women's wheelchair basketball team has a change to the playing number of 2 players. In future #14 is Samiha ABDELALI and #15 Nourhane BOUBLAL



Overall Team Statistics

チームの統計上位者

As of SAT 4 SEP 2021 at 21:58

Totals

Team	GP		Field Goals		2 Points		3 Points		Free Throws		Rebounds			AS	TO	ST	BS	PF	FD	PTS
			M/A	%	M/A	%	M/A	%	M/A	%	OR	DR	TOT							
ALG	5	For	47/251	19	44/187	24	3/64	5	7/26	27	39	116	155	36	140	17	5	46	40	104
		Agn.	186/356	52	185/350	53	1/6	17	23/46	50	59	162	221	137	41	55	6	40	46	396
AUS	5	For	114/287	40	112/277	40	2/10	20	21/51	41	34	121	155	80	81	28	3	54	61	251
		Agn.	153/313	49	150/299	50	3/14	21	24/46	52	44	153	197	128	68	35	5	60	54	333
CAN	6	For	163/360	45	152/319	48	11/41	27	46/78	59	57	195	252	138	77	36	5	81	75	383
		Agn.	132/384	34	128/360	36	4/24	17	29/45	64	55	147	202	111	70	27	6	75	81	297
CHN	7	For	145/369	39	144/359	40	1/10	10	35/63	56	44	199	243	126	63	31	5	58	75	326
		Agn.	112/348	32	107/315	34	5/33	15	23/46	50	38	180	218	93	94	14	4	76	59	252
ESP	6	For	106/347	31	103/325	32	3/22	14	28/59	47	66	171	237	79	99	24	5	73	76	243
		Agn.	140/341	41	136/311	44	4/30	13	20/49	41	42	182	224	106	80	40	6	76	73	304
GBR	6	For	144/380	38	143/362	40	1/18	6	18/38	47	53	158	211	116	63	30	2	79	73	307
		Agn.	137/342	40	135/320	42	2/22	9	32/63	51	56	186	242	110	91	27	2	72	79	308
GER	7	For	167/414	40	159/378	42	8/36	22	56/93	60	61	206	267	134	75	32	11	117	112	398
		Agn.	150/403	37	144/367	39	6/36	17	47/87	54	58	201	259	122	88	35	5	112	115	353
JPN	6	For	131/380	34	127/350	36	4/30	13	23/38	61	47	163	210	109	79	41	4	73	67	289
		Agn.	166/383	43	157/357	44	9/26	35	24/48	50	64	202	266	122	89	34	8	67	75	365
NED	7	For	214/464	46	213/449	47	1/15	7	33/57	58	87	223	310	170	57	44	14	61	80	462
		Agn.	110/397	28	105/359	29	5/38	13	17/32	53	59	170	229	89	105	19	6	78	62	242
USA	7	For	176/396	44	170/374	45	6/22	27	34/58	59	38	215	253	154	58	28	2	88	73	392
		Agn.	121/381	32	120/342	35	1/39	3	62/99	63	51	184	235	124	66	25	8	74	88	305
Totals	31		1407/3648	39	1367/3380	40	40/268	15	301/561	54	526	1767	2293	1142	792	311	56	730	732	3155

Averages

Team	GP		Field Goals		2 Points		3 Points		Free Throws		Rebounds			AS	TO	ST	BS	PF	FD	PPG
			M/A	%	M/A	%	M/A	%	M/A	%	OR	DR	TOT							
ALG	5	For	9.4/50.2	19	8.8/37.4	24	0.6/12.8	5	1.4/5.2	27	7.8	23.2	31.0	7.2	28.0	3.4	1.0	9.2	8.0	20.8
		Agn.	37.2/71.2	52	37.0/70.0	53	0.2/1.2	17	4.6/9.2	50	11.8	32.4	44.2	27.4	8.2	11.0	1.2	8.0	9.2	79.2
AUS	5	For	22.8/57.4	40	22.4/55.4	40	0.4/2.0	20	4.2/10.2	41	6.8	24.2	31.0	16.0	16.2	5.6	0.6	10.8	12.2	50.2
		Agn.	30.6/62.6	49	30.0/59.8	50	0.6/2.8	21	4.8/9.2	52	8.8	30.6	39.4	25.6	13.6	7.0	1.0	12.0	10.8	66.6
CAN	6	For	27.2/60.0	45	25.3/53.2	48	1.8/6.8	27	7.7/13.0	59	9.5	32.5	42.0	23.0	12.8	6.0	0.8	13.5	12.5	63.8
		Agn.	22.0/64.0	34	21.3/60.0	36	0.7/4.0	17	4.8/7.5	64	9.2	24.5	33.7	18.5	11.7	4.5	1.0	12.5	13.5	49.5
CHN	7	For	20.7/52.7	39	20.6/51.3	40	0.1/1.4	10	5.0/9.0	56	6.3	28.4	34.7	18.0	9.0	4.4	0.7	8.3	10.7	46.6
		Agn.	16.0/49.7	32	15.3/45.0	34	0.7/4.7	15	3.3/6.6	50	5.4	25.7	31.1	13.3	13.4	2.0	0.6	10.9	8.4	36.0
ESP	6	For	17.7/57.8	31	17.2/54.2	32	0.5/3.7	14	4.7/9.8	47	11.0	28.5	39.5	13.2	16.5	4.0	0.8	12.2	12.7	40.5
		Agn.	23.3/56.8	41	22.7/51.8	44	0.7/5.0	13	3.3/8.2	41	7.0	30.3	37.3	17.7	13.3	6.7	1.0	12.7	12.2	50.7
GBR	6	For	24.0/63.3	38	23.8/60.3	40	0.2/3.0	6	3.0/6.3	47	8.8	26.3	35.2	19.3	10.5	5.0	0.3	13.2	12.2	51.2
		Agn.	22.8/57.0	40	22.5/53.3	42	0.3/3.7	9	5.3/10.5	51	9.3	31.0	40.3	18.3	15.2	4.5	0.3	12.0	13.2	51.3
GER	7	For	23.9/59.1	40	22.7/54.0	42	1.1/5.1	22	8.0/13.3	60	8.7	29.4	38.1	19.1	10.7	4.6	1.6	16.7	16.0	56.9
		Agn.	21.4/57.6	37	20.6/52.4	39	0.9/5.1	17	6.7/12.4	54	8.3	28.7	37.0	17.4	12.6	5.0	0.7	16.0	16.4	50.4
JPN	6	For	21.8/63.3	34	21.2/58.3	36	0.7/5.0	13	3.8/6.3	61	7.8	27.2	35.0	18.2	13.2	6.8	0.7	12.2	11.2	48.2
		Agn.	27.7/63.8	43	26.2/59.5	44	1.5/4.3	35	4.0/8.0	50	10.7	33.7	44.3	20.3	14.8	5.7	1.3	11.2	12.5	60.8
NED	7	For	30.6/66.3	46	30.4/64.1	47	0.1/2.1	7	4.7/8.1	58	12.4	31.9	44.3	24.3	8.1	6.3	2.0	8.7	11.4	66.0
		Agn.	15.7/56.7	28	15.0/51.3	29	0.7/5.4	13	2.4/4.6	53	8.4	24.3	32.7	12.7	15.0	2.7	0.9	11.1	8.9	34.6
USA	7	For	25.1/56.6	44	24.3/53.4	45	0.9/3.1	27	4.9/8.3	59	5.4	30.7	36.1	22.0	8.3	4.0	0.3	12.6	10.4	56.0
		Agn.	17.3/54.4	32	17.1/48.9	35	0.1/5.6	3	8.9/14.1	63	7.3	26.3	33.6	17.7	9.4	3.6	1.1	10.6	12.6	43.6
Totals	31		45/118	39	44/109	40	1/9	15	10/18	54	17	57	74	37	26	10	2	24	24	101.8

Legend:	% Shooting Percentage	Agn Against	AS Assists	Avg. Average	BS Blocked Shots
DR Defensive Rebounds	FD Fouls Drawn	GP Games Played	M / A Made / Attempts	OR Offensive Rebounds	TO Turnovers
PF Fouls	PPG Points per Game	PTS Points	ST Steals		
TOT Total Rebounds					



Team Statistics

チーム統計

As of SAT 4 SEP 2021 at 21:58

TOTAL FIELD GOALS %

Rk	Team	GP	M/A	%
1	NED	7	214 / 464	46.1
2	CAN	6	163 / 360	45.3
3	USA	7	176 / 396	44.4
4	GER	7	167 / 414	40.3
5	AUS	5	114 / 287	39.7
6	CHN	7	145 / 369	39.3
7	GBR	6	144 / 380	37.9
8	JPN	6	131 / 380	34.5
9	ESP	6	106 / 347	30.5
10	ALG	5	47 / 251	18.7

2 POINT FIELD GOALS %

Rk	Team	GP	M/A	%
1	CAN	6	152 / 319	47.6
2	NED	7	213 / 449	47.4
3	USA	7	170 / 374	45.5
4	GER	7	159 / 378	42.1
5	AUS	5	112 / 277	40.4
6	CHN	7	144 / 359	40.1
7	GBR	6	143 / 362	39.5
8	JPN	6	127 / 350	36.3
9	ESP	6	103 / 325	31.7
10	ALG	5	44 / 187	23.5

3 POINT FIELD GOALS %

Rk	Team	GP	M/A	%
1	USA	7	6 / 22	27.3
2	CAN	6	11 / 41	26.8
3	GER	7	8 / 36	22.2
4	AUS	5	2 / 10	20.0
5	ESP	6	3 / 22	13.6
6	JPN	6	4 / 30	13.3
7	CHN	7	1 / 10	10.0
8	NED	7	1 / 15	6.7
9	GBR	6	1 / 18	5.6
10	ALG	5	3 / 64	4.7

FREE THROWS %

Rk	Team	GP	M/A	%
1	JPN	6	23 / 38	60.5
2	GER	7	56 / 93	60.2
3	CAN	6	46 / 78	59.0
4	USA	7	34 / 58	58.6
5	NED	7	33 / 57	57.9
6	CHN	7	35 / 63	55.6
7	ESP	6	28 / 59	47.5
8	GBR	6	18 / 38	47.4
9	AUS	5	21 / 51	41.2
10	ALG	5	7 / 26	26.9

POINTS FOR

Rk	Team	GP	Total	Avg.
1	NED	7	462	66.0
2	CAN	6	383	63.8
3	GER	7	398	56.9
4	USA	7	392	56.0
5	GBR	6	307	51.2
6	AUS	5	251	50.2
7	JPN	6	289	48.2
8	CHN	7	326	46.6
9	ESP	6	243	40.5
10	ALG	5	104	20.8

POINTS AGAINST

Rk	Team	GP	Total	Avg.
1	NED	7	242	34.6
2	CHN	7	252	36.0
3	USA	7	305	43.6
4	CAN	6	297	49.5
5	GER	7	353	50.4
6	ESP	6	304	50.7
7	GBR	6	308	51.3
8	JPN	6	365	60.8
9	AUS	5	333	66.6
10	ALG	5	396	79.2

REBOUNDS

Rk	Team	GP	Off.	Def.	Total	Avg.
1	NED	7	87	223	310	44.3
2	CAN	6	57	195	252	42.0
3	ESP	6	66	171	237	39.5
4	GER	7	61	206	267	38.1
5	USA	7	38	215	253	36.1
6	GBR	6	53	158	211	35.2
7	JPN	6	47	163	210	35.0
8	CHN	7	44	199	243	34.7
9	ALG	5	39	116	155	31.0
9	AUS	5	34	121	155	31.0

ASSISTS

Rk	Team	GP	Total	Avg.
1	NED	7	170	24.3
2	CAN	6	138	23.0
3	USA	7	154	22.0
4	GBR	6	116	19.3
5	GER	7	134	19.1
6	JPN	6	109	18.2
7	CHN	7	126	18.0
8	AUS	5	80	16.0
9	ESP	6	79	13.2
10	ALG	5	36	7.2

FOULS

Rk	Team	GP	Total	Avg.
1	GER	7	117	16.7
2	CAN	6	81	13.5
3	GBR	6	79	13.2
4	USA	7	88	12.6
5	ESP	6	73	12.2
5	JPN	6	73	12.2
7	AUS	5	54	10.8
8	ALG	5	46	9.2
9	NED	7	61	8.7
10	CHN	7	58	8.3

TURNOVERS

Rk	Team	GP	Total	Avg.
1	ALG	5	140	28.0
2	ESP	6	99	16.5
3	AUS	5	81	16.2
4	JPN	6	79	13.2
5	CAN	6	77	12.8
6	GER	7	75	10.7
7	GBR	6	63	10.5
8	CHN	7	63	9.0
9	USA	7	58	8.3
10	NED	7	57	8.1

STEALS

Rk	Team	GP	Total	Avg.
1	JPN	6	41	6.8
2	NED	7	44	6.3
3	CAN	6	36	6.0
4	AUS	5	28	5.6
5	GBR	6	30	5.0
6	GER	7	32	4.6
7	CHN	7	31	4.4
8	ESP	6	24	4.0
8	USA	7	28	4.0
10	ALG	5	17	3.4

BLOCKED SHOTS

Rk	Team	GP	Total	Avg.
1	NED	7	14	2.0
2	GER	7	11	1.6
3	ALG	5	5	1.0
4	CAN	6	5	0.8
4	ESP	6	5	0.8
6	CHN	7	5	0.7
6	JPN	6	4	0.7
8	AUS	5	3	0.6
9	GBR	6	2	0.3
9	USA	7	2	0.3



Team Statistics

チーム統計

As of SAT 4 SEP 2021 at 21:58

TOTAL FIELD GOALS MADE

Rk	Team	GP	Total	Avg.
1	NED	7	214	30.6
2	CAN	6	163	27.2
3	USA	7	176	25.1
4	GBR	6	144	24.0
5	GER	7	167	23.9
6	AUS	5	114	22.8
7	JPN	6	131	21.8
8	CHN	7	145	20.7
9	ESP	6	106	17.7
10	ALG	5	47	9.4

2 POINT FIELD GOALS MADE

Rk	Team	GP	Total	Avg.
1	NED	7	213	30.4
2	CAN	6	152	25.3
3	USA	7	170	24.3
4	GBR	6	143	23.8
5	GER	7	159	22.7
6	AUS	5	112	22.4
7	JPN	6	127	21.2
8	CHN	7	144	20.6
9	ESP	6	103	17.2
10	ALG	5	44	8.8

3 POINT FIELD GOALS MADE

Rk	Team	GP	Total	Avg.
1	CAN	6	11	1.8
2	GER	7	8	1.1
3	USA	7	6	0.9
4	JPN	6	4	0.7
5	ALG	5	3	0.6
6	ESP	6	3	0.5
7	AUS	5	2	0.4
8	GBR	6	1	0.2
9	CHN	7	1	0.1
9	NED	7	1	0.1

FREE THROWS MADE

Rk	Team	GP	Total	Avg.
1	GER	7	56	8.0
2	CAN	6	46	7.7
3	CHN	7	35	5.0
4	USA	7	34	4.9
5	NED	7	33	4.7
6	ESP	6	28	4.7
7	AUS	5	21	4.2
8	JPN	6	23	3.8
9	GBR	6	18	3.0
10	ALG	5	7	1.4

TOTAL FIELD GOAL ATTEMPTS

Rk	Team	GP	Total	Avg.
1	NED	7	464	66.3
2	GBR	6	380	63.3
2	JPN	6	380	63.3
4	CAN	6	360	60.0
5	GER	7	414	59.1
6	ESP	6	347	57.8
7	AUS	5	287	57.4
8	USA	7	396	56.6
9	CHN	7	369	52.7
10	ALG	5	251	50.2

2 POINT FIELD GOAL ATTEMPTS

Rk	Team	GP	Total	Avg.
1	NED	7	449	64.1
2	GBR	6	362	60.3
3	JPN	6	350	58.3
4	AUS	5	277	55.4
5	ESP	6	325	54.2
6	GER	7	378	54.0
7	USA	7	374	53.4
8	CAN	6	319	53.2
9	CHN	7	359	51.3
10	ALG	5	187	37.4

3 POINT FIELD GOAL ATTEMPTS

Rk	Team	GP	Total	Avg.
1	ALG	5	64	12.8
2	CAN	6	41	6.8
3	GER	7	36	5.1
4	JPN	6	30	5.0
5	ESP	6	22	3.7
6	USA	7	22	3.1
7	GBR	6	18	3.0
8	NED	7	15	2.1
9	AUS	5	10	2.0
10	CHN	7	10	1.4

FREE THROW ATTEMPTS

Rk	Team	GP	Total	Avg.
1	GER	7	93	13.3
2	CAN	6	78	13.0
3	AUS	5	51	10.2
4	ESP	6	59	9.8
5	CHN	7	63	9.0
6	USA	7	58	8.3
7	NED	7	57	8.1
8	GBR	6	38	6.3
8	JPN	6	38	6.3
10	ALG	5	26	5.2

OFFENSIVE REBOUNDS

Rk	Team	GP	Total	Avg.
1	NED	7	87	12.4
2	ESP	6	66	11.0
3	CAN	6	57	9.5
4	GBR	6	53	8.8
5	GER	7	61	8.7
6	ALG	5	39	7.8
6	JPN	6	47	7.8
8	AUS	5	34	6.8
9	CHN	7	44	6.3
10	USA	7	38	5.4

DEFENSIVE REBOUNDS

Rk	Team	GP	Total	Avg.
1	CAN	6	195	32.5
2	NED	7	223	31.9
3	USA	7	215	30.7
4	GER	7	206	29.4
5	ESP	6	171	28.5
6	CHN	7	199	28.4
7	JPN	6	163	27.2
8	GBR	6	158	26.3
9	AUS	5	121	24.2
10	ALG	5	116	23.2

ALLOWED FIELD GOALS

Rk	Team	GP	Total	Avg.
1	ALG	5	186	37.2
2	AUS	5	153	30.6
3	JPN	6	166	27.7
4	ESP	6	140	23.3
5	GBR	6	137	22.8
6	CAN	6	132	22.0
7	GER	7	150	21.4
8	USA	7	121	17.3
9	CHN	7	112	16.0
10	NED	7	110	15.7

ALLOWED 2 POINT FIELD GOALS

Rk	Team	GP	Total	Avg.
1	ALG	5	185	37.0
2	AUS	5	150	30.0
3	JPN	6	157	26.2
4	ESP	6	136	22.7
5	GBR	6	135	22.5
6	CAN	6	128	21.3
7	GER	7	144	20.6
8	USA	7	120	17.1
9	CHN	7	107	15.3
10	NED	7	105	15.0



Team Statistics

チーム統計

As of SAT 4 SEP 2021 at 21:58

ALLOWED 3 POINT FIELD GOALS

Rk	Team	GP	Total	Avg.
1	JPN	6	9	1.5
2	GER	7	6	0.9
3	CHN	7	5	0.7
3	NED	7	5	0.7
5	CAN	6	4	0.7
5	ESP	6	4	0.7
7	AUS	5	3	0.6
8	GBR	6	2	0.3
9	ALG	5	1	0.2
10	USA	7	1	0.1

ALLOWED FREE THROWS

Rk	Team	GP	Total	Avg.
1	USA	7	62	8.9
2	GER	7	47	6.7
3	GBR	6	32	5.3
4	CAN	6	29	4.8
5	AUS	5	24	4.8
6	ALG	5	23	4.6
7	JPN	6	24	4.0
8	CHN	7	23	3.3
9	ESP	6	20	3.3
10	NED	7	17	2.4

ALLOWED FIELD GOAL ATTEMPTS

Rk	Team	GP	Total	Avg.
1	ALG	5	356	71.2
2	CAN	6	384	64.0
3	JPN	6	383	63.8
4	AUS	5	313	62.6
5	GER	7	403	57.6
6	GBR	6	342	57.0
7	ESP	6	341	56.8
8	NED	7	397	56.7
9	USA	7	381	54.4
10	CHN	7	348	49.7

ALLOWED 2 POINT FIELD GOAL ATTEMPTS

Rk	Team	GP	Total	Avg.
1	ALG	5	350	70.0
2	CAN	6	360	60.0
3	AUS	5	299	59.8
4	JPN	6	357	59.5
5	GBR	6	320	53.3
6	GER	7	367	52.4
7	ESP	6	311	51.8
8	NED	7	359	51.3
9	USA	7	342	48.9
10	CHN	7	315	45.0

ALLOWED 3 POINT FIELD GOAL ATTEMPTS

Rk	Team	GP	Total	Avg.
1	USA	7	39	5.6
2	NED	7	38	5.4
3	GER	7	36	5.1
4	ESP	6	30	5.0
5	CHN	7	33	4.7
6	JPN	6	26	4.3
7	CAN	6	24	4.0
8	GBR	6	22	3.7
9	AUS	5	14	2.8
10	ALG	5	6	1.2

ALLOWED FREE THROW ATTEMPTS

Rk	Team	GP	Total	Avg.
1	USA	7	99	14.1
2	GER	7	87	12.4
3	GBR	6	63	10.5
4	ALG	5	46	9.2
4	AUS	5	46	9.2
6	ESP	6	49	8.2
7	JPN	6	48	8.0
8	CAN	6	45	7.5
9	CHN	7	46	6.6
10	NED	7	32	4.6

OPPONENT TOTAL FIELD GOALS %

Rk	Team	GP	M/A	%
1	NED	7	110 / 397	27.7
2	USA	7	121 / 381	31.8
3	CHN	7	112 / 348	32.2
4	CAN	6	132 / 384	34.4
5	GER	7	150 / 403	37.2
6	GBR	6	137 / 342	40.1
7	ESP	6	140 / 341	41.1
8	JPN	6	166 / 383	43.3
9	AUS	5	153 / 313	48.9
10	ALG	5	186 / 356	52.2

OPPONENT 2 POINT FIELD GOALS %

Rk	Team	GP	M/A	%
1	NED	7	105 / 359	29.2
2	CHN	7	107 / 315	34.0
3	USA	7	120 / 342	35.1
4	CAN	6	128 / 360	35.6
5	GER	7	144 / 367	39.2
6	GBR	6	135 / 320	42.2
7	ESP	6	136 / 311	43.7
8	JPN	6	157 / 357	44.0
9	AUS	5	150 / 299	50.2
10	ALG	5	185 / 350	52.9

OPPONENT 3 POINT FIELD GOALS %

Rk	Team	GP	M/A	%
1	USA	7	1 / 39	2.6
2	GBR	6	2 / 22	9.1
3	NED	7	5 / 38	13.2
4	ESP	6	4 / 30	13.3
5	CHN	7	5 / 33	15.2
6	ALG	5	1 / 6	16.7
7	CAN	6	4 / 24	16.7
8	GER	7	6 / 36	16.7
9	AUS	5	3 / 14	21.4
10	JPN	6	9 / 26	34.6

OPPONENT FREE THROWS %

Rk	Team	GP	M/A	%
1	CAN	6	29 / 45	64.4
2	USA	7	62 / 99	62.6
3	GER	7	47 / 87	54.0
4	NED	7	17 / 32	53.1
5	AUS	5	24 / 46	52.2
6	GBR	6	32 / 63	50.8
7	JPN	6	24 / 48	50.0
8	ALG	5	23 / 46	50.0
8	CHN	7	23 / 46	50.0
10	ESP	6	20 / 49	40.8

BENCH POINTS

Rk	Team	GP	Total	Avg.
1	CAN	6	149	24.8
2	JPN	6	123	20.5
3	ESP	6	99	16.5
4	GBR	6	86	14.3
5	NED	7	85	12.1
6	GER	7	76	10.9
7	CHN	7	72	10.3
8	AUS	5	51	10.2
9	USA	7	44	6.3
10	ALG	5	25	5.0

FAST BREAK POINTS

Rk	Team	GP	Total	Avg.
1	NED	7	88	12.6
2	CAN	6	52	8.7
3	JPN	6	49	8.2
4	GBR	6	32	5.3
5	CHN	7	30	4.3
6	AUS	5	21	4.2
7	USA	7	28	4.0
8	ESP	6	20	3.3
9	GER	7	14	2.0
10	ALG	5	8	1.6



Team Statistics

チーム統計

As of SAT 4 SEP 2021 at 21:58

POINTS FROM TURNOVERS

Rk	Team	GP	Total	Avg.
1	NED	7	116	16.6
2	CHN	7	93	13.3
3	CAN	6	73	12.2
3	JPN	6	73	12.2
5	AUS	5	58	11.6
6	GBR	6	67	11.2
7	GER	7	76	10.9
8	ESP	6	62	10.3
9	USA	7	57	8.1
10	ALG	5	14	2.8

Legend:

% Shooting Percentage
M / A Made / Attempts

Avg. Average per Game
Off. Offensive Rebounds

Def. Defensive Rebounds
Rk Rank

GP Games Played



Individual Statistics

個人統計

As of SAT 4 SEP 2021 at 21:58

POINTS (by average)

Rk	No.	Name	Team	GP	Total	Avg
1	15	BEIJER Mariska	NED	7	169	24.1
2	15	MERRITT Amber	AUS	5	107	21.4
3	4	MILLER Mareike	GER	7	144	20.6
4	13	DANDENEAU Kathleen	CAN	6	111	18.5
5	8	LANG Katharina	GER	7	118	16.9
6	9	KRAMER Bo	NED	7	111	15.9
7	24	ZURBRUGG Lindsey	USA	7	93	13.3
8	15	HOLLERMANN Rose	USA	7	90	12.9
9	8	MUNRO-COOK Georgia	AUS	5	62	12.4
10	9	LIN Suiling	CHN	7	82	11.7

POINTS (by total)

Rk	No.	Name	Team	GP	Avg	Total
1	15	BEIJER Mariska	NED	7	24.1	169
2	4	MILLER Mareike	GER	7	20.6	144
3	8	LANG Katharina	GER	7	16.9	118
4	13	DANDENEAU Kathleen	CAN	6	18.5	111
4	9	KRAMER Bo	NED	7	15.9	111
6	15	MERRITT Amber	AUS	5	21.4	107
7	24	ZURBRUGG Lindsey	USA	7	13.3	93
8	15	HOLLERMANN Rose	USA	7	12.9	90
9	9	LIN Suiling	CHN	7	11.7	82
10	55	RYAN Courtney	USA	7	10.9	76

REBOUNDS

Rk	No.	Name	Team	GP	Off	Def	Total	Avg
1	15	BEIJER Mariska	NED	7	17	64	81	11.6
2	4	MILLER Mareike	GER	7	22	57	79	11.3
3	13	DANDENEAU Kathleen	CAN	6	13	54	67	11.2
4	8	LANG Katharina	GER	7	3	73	76	10.9
5	9	KRAMER Bo	NED	7	21	53	74	10.6
6	15	MERRITT Amber	AUS	5	11	42	53	10.6
7	8	SCHNEIDER Natalie	USA	7	4	56	60	8.6
8	15	HOLLERMANN Rose	USA	7	3	55	58	8.3
9	6	YOUNG Arinn	CAN	6	3	45	48	8.0
10	6	ZHANG Xuemei	CHN	7	6	49	55	7.9

ASSISTS

Rk	No.	Name	Team	GP	Total	Avg
1	55	RYAN Courtney	USA	7	56	8.0
2	8	LANG Katharina	GER	7	48	6.9
3	15	HOLLERMANN Rose	USA	7	47	6.7
3	4	MILLER Mareike	GER	7	47	6.7
5	7	FREEMAN Helen	GBR	6	39	6.5
6	9	LIN Suiling	CHN	7	45	6.4
7	9	KRAMER Bo	NED	7	44	6.3
8	6	YOUNG Arinn	CAN	6	37	6.2
9	15	AMIMOTO Mari	JPN	6	33	5.5
10	13	DANDENEAU Kathleen	CAN	6	32	5.3

FOULS DRAWN

Rk	No.	Name	Team	GP	Total	Avg
1	4	MILLER Mareike	GER	7	53	7.6
2	8	MUNRO-COOK Georgia	AUS	5	19	3.8
3	8	LANG Katharina	GER	7	26	3.7
4	15	BEIJER Mariska	NED	7	25	3.6
5	9	KRAMER Bo	NED	7	24	3.4
6	15	MERRITT Amber	AUS	5	16	3.2
7	7	OUELLET Cindy	CAN	6	17	2.8
8	15	HOLLERMANN Rose	USA	7	19	2.7

3 players tied for 9th place with 2.7

BLOCKED SHOTS

Rk	No.	Name	Team	GP	Total	Avg
1	8	LANG Katharina	GER	7	7	1.0
2	8	van der SPRONG Julia	NED	6	4	0.7
3	9	KRAMER Bo	NED	7	4	0.6
3	6	ZHANG Xuemei	CHN	7	4	0.6
5	6	YOUNG Arinn	CAN	6	3	0.5
6	15	BEIJER Mariska	NED	7	3	0.4
7	15	MERRITT Amber	AUS	5	2	0.4
7	12	ZAIRI Kheira	ALG	5	2	0.4

5 players tied for 9th place with 0.3

STEALS

Rk	No.	Name	Team	GP	Total	Avg
1	15	MERRITT Amber	AUS	5	13	2.6
2	4	MILLER Mareike	GER	7	13	1.9
3	18	KITADA Chihiro	JPN	6	11	1.8
4	4	LALONDE Rosalie	CAN	6	10	1.7
5	9	KRAMER Bo	NED	7	11	1.6
6	7	FREEMAN Helen	GBR	6	9	1.5
7	8	SCHNEIDER Natalie	USA	7	9	1.3
8	13	DANDENEAU Kathleen	CAN	6	8	1.3
9	10	HAGINO Mayo	JPN	6	7	1.2
10	14	ABDELALI Samiha	ALG	5	6	1.2

TURNOVERS

Rk	No.	Name	Team	GP	Total	Avg
1	14	ABDELALI Samiha	ALG	5	32	6.4
2	9	KHEMGANI Djamila	ALG	5	31	6.2
3	11	PEREZ GUTIERREZ Virginia	ESP	6	26	4.3
4	15	MERRITT Amber	AUS	5	18	3.6
5	15	AMIMOTO Mari	JPN	6	21	3.5
6	8	MUNRO-COOK Georgia	AUS	5	16	3.2
7	6	RUIZ ESCRIBANO Sonia	ESP	6	17	2.8
7	8	WILLIAMS Laurie	GBR	6	17	2.8
9	4	MILLER Mareike	GER	7	19	2.7
10	8	LANG Katharina	GER	7	18	2.6



Individual Statistics

個人統計

As of SAT 4 SEP 2021 at 21:58

TOTAL FIELD GOALS % (8 attempts/game minimum)

Rk	No.	Name	Team	GP	M/A	%
1	15	BEIJER Mariska	NED	7	79 / 137	57.7
2	10	CONROY Amy	GBR	6	28 / 53	52.8
3	4	LALONDE Rosalie	CAN	6	27 / 52	51.9
4	15	MERRITT Amber	AUS	5	49 / 103	47.6
5	13	DANDENEAU Kathleen	CAN	6	46 / 98	46.9
6	8	WILLIAMS Laurie	GBR	6	24 / 54	44.4
7	55	RYAN Courtney	USA	7	38 / 86	44.2
8	7	OUELLET Cindy	CAN	6	23 / 52	44.2
9	6	ZHANG Xuemei	CHN	7	28 / 64	43.8
10	15	HOLLERMANN Rose	USA	7	36 / 83	43.4

TOTAL FIELD GOALS MADE

Rk	No.	Name	Team	GP	Total	Avg
1	15	BEIJER Mariska	NED	7	79	11.3
2	15	MERRITT Amber	AUS	5	49	9.8
3	4	MILLER Mareike	GER	7	56	8.0
4	13	DANDENEAU Kathleen	CAN	6	46	7.7
5	9	KRAMER Bo	NED	7	49	7.0
6	8	LANG Katharina	GER	7	48	6.9
7	24	ZURBRUGG Lindsey	USA	7	41	5.9
8	9	LIN Suiling	CHN	7	38	5.4
8	55	RYAN Courtney	USA	7	38	5.4
10	8	MUNRO-COOK Georgia	AUS	5	27	5.4

2 POINT FIELD GOALS % (6 attempts/game minimum)

Rk	No.	Name	Team	GP	M/A	%
1	15	BEIJER Mariska	NED	7	78 / 132	59.1
2	4	LALONDE Rosalie	CAN	6	27 / 50	54.0
3	10	CONROY Amy	GBR	6	28 / 53	52.8
4	13	DANDENEAU Kathleen	CAN	6	37 / 71	52.1
5	15	MERRITT Amber	AUS	5	47 / 94	50.0
6	15	HOLLERMANN Rose	USA	7	34 / 73	46.6
7	11	KORVER Cher	NED	7	20 / 44	45.5
8	55	LOPEZ CHAVEZ Isabel	ESP	6	19 / 42	45.2
9	14	HAIZELDEN Joy	GBR	6	18 / 40	45.0
9	11	THOMPSON Madeleine	GBR	6	18 / 40	45.0

2 POINT FIELD GOALS MADE

Rk	No.	Name	Team	GP	Total	Avg
1	15	BEIJER Mariska	NED	7	78	11.1
2	15	MERRITT Amber	AUS	5	47	9.4
3	4	MILLER Mareike	GER	7	52	7.4
4	9	KRAMER Bo	NED	7	49	7.0
5	8	LANG Katharina	GER	7	44	6.3
6	13	DANDENEAU Kathleen	CAN	6	37	6.2
7	55	RYAN Courtney	USA	7	38	5.4
8	8	MUNRO-COOK Georgia	AUS	5	27	5.4
9	9	LIN Suiling	CHN	7	37	5.3
9	24	ZURBRUGG Lindsey	USA	7	37	5.3

3 POINT FIELD GOALS % (2 attempts/game minimum)

Rk	No.	Name	Team	GP	M/A	%
1	13	DANDENEAU Kathleen	CAN	6	9 / 27	33.3
2	8	LANG Katharina	GER	7	4 / 17	23.5
3	4	MILLER Mareike	GER	7	4 / 19	21.1
4	11	PEREZ GUTIERREZ Virginia	ESP	6	3 / 18	16.7
5	18	KITADA Chihiro	JPN	6	2 / 13	15.4
6	14	ABDELALI Samiha	ALG	5	1 / 12	8.3
7	9	KHEMGANI Djamila	ALG	5	2 / 39	5.1

3 POINT FIELD GOALS MADE

Rk	No.	Name	Team	GP	Total	Avg
1	13	DANDENEAU Kathleen	CAN	6	9	1.5
2	8	LANG Katharina	GER	7	4	0.6
2	4	MILLER Mareike	GER	7	4	0.6
2	24	ZURBRUGG Lindsey	USA	7	4	0.6
5	11	PEREZ GUTIERREZ Virginia	ESP	6	3	0.5
6	9	KHEMGANI Djamila	ALG	5	2	0.4
6	15	MERRITT Amber	AUS	5	2	0.4
8	15	HOLLERMANN Rose	USA	7	2	0.3
8	18	KITADA Chihiro	JPN	6	2	0.3
8	6	YOUNG Arinn	CAN	6	2	0.3

FREE THROWS % (3 attempts/game minimum)

Rk	No.	Name	Team	GP	M/A	%
1	8	LANG Katharina	GER	7	18 / 27	66.7
2	15	HOLLERMANN Rose	USA	7	16 / 24	66.7
3	4	LALONDE Rosalie	CAN	6	14 / 21	66.7
4	4	MILLER Mareike	GER	7	28 / 44	63.6
5	9	KRAMER Bo	NED	7	13 / 24	54.2
6	15	BEIJER Mariska	NED	7	10 / 21	47.6
7	15	MERRITT Amber	AUS	5	7 / 15	46.7
8	8	MUNRO-COOK Georgia	AUS	5	8 / 23	34.8

FREE THROWS MADE

Rk	No.	Name	Team	GP	Total	Avg
1	4	MILLER Mareike	GER	7	28	4.0
2	8	LANG Katharina	GER	7	18	2.6
3	15	HOLLERMANN Rose	USA	7	16	2.3
4	4	LALONDE Rosalie	CAN	6	14	2.3
5	9	KRAMER Bo	NED	7	13	1.9
6	13	DANDENEAU Kathleen	CAN	6	10	1.7
6	7	OUELLET Cindy	CAN	6	10	1.7
6	6	YOUNG Arinn	CAN	6	10	1.7
9	8	MUNRO-COOK Georgia	AUS	5	8	1.6
10	15	BEIJER Mariska	NED	7	10	1.4



Individual Statistics

個人統計

As of SAT 4 SEP 2021 at 21:58

TOTAL FIELD GOAL ATTEMPTS

Rk	No.	Name	Team	GP	Total	Avg
1	15	MERRITT Amber	AUS	5	103	20.6
2	4	MILLER Mareike	GER	7	138	19.7
3	15	BEIJER Mariska	NED	7	137	19.6
4	8	LANG Katharina	GER	7	125	17.9
5	9	KRAMER Bo	NED	7	120	17.1
6	13	DANDENEAU Kathleen	CAN	6	98	16.3
7	9	KHEMGANI Djamila	ALG	5	79	15.8
8	8	MUNRO-COOK Georgia	AUS	5	77	15.4
9	18	KITADA Chihiro	JPN	6	89	14.8
10	24	ZURBRUGG Lindsey	USA	7	101	14.4

2 POINT FIELD GOAL ATTEMPTS

Rk	No.	Name	Team	GP	Total	Avg
1	15	BEIJER Mariska	NED	7	132	18.9
2	15	MERRITT Amber	AUS	5	94	18.8
3	4	MILLER Mareike	GER	7	119	17.0
4	9	KRAMER Bo	NED	7	112	16.0
5	8	LANG Katharina	GER	7	108	15.4
6	8	MUNRO-COOK Georgia	AUS	5	76	15.2
7	9	LIN Suiling	CHN	7	91	13.0
8	24	ZURBRUGG Lindsey	USA	7	90	12.9
9	18	KITADA Chihiro	JPN	6	76	12.7
10	55	RYAN Courtney	USA	7	85	12.1

3 POINT FIELD GOAL ATTEMPTS

Rk	No.	Name	Team	GP	Total	Avg
1	9	KHEMGANI Djamila	ALG	5	39	7.8
2	13	DANDENEAU Kathleen	CAN	6	27	4.5
3	11	PEREZ GUTIERREZ Virginia	ESP	6	18	3.0
4	4	MILLER Mareike	GER	7	19	2.7
5	14	ABDELALI Samiha	ALG	5	12	2.4
5	8	LANG Katharina	GER	7	17	2.4
7	18	KITADA Chihiro	JPN	6	13	2.2
8	12	ZAIRI Kheira	ALG	5	10	2.0

2 players tied for 9th place with

1.8

FREE THROW ATTEMPTS

Rk	No.	Name	Team	GP	Total	Avg
1	4	MILLER Mareike	GER	7	44	6.3
2	8	MUNRO-COOK Georgia	AUS	5	23	4.6
3	8	LANG Katharina	GER	7	27	3.9
4	4	LALONDE Rosalie	CAN	6	21	3.5
5	15	HOLLERMANN Rose	USA	7	24	3.4
5	9	KRAMER Bo	NED	7	24	3.4
7	15	BEIJER Mariska	NED	7	21	3.0
8	15	MERRITT Amber	AUS	5	15	3.0

3 players tied for 9th place with

2.8

PERSONAL FOULS

Rk	No.	Name	Team	GP	Total	Avg
1	4	MILLER Mareike	GER	7	22	3.1
1	55	RYAN Courtney	USA	7	22	3.1
3	15	MONTIEL CORTIJO Almudena	ESP	6	17	2.8
4	5	HUNTER Darlene	USA	7	19	2.7
5	13	DANDENEAU Kathleen	CAN	6	16	2.7
6	12	BREUER Annabel	GER	7	16	2.3
6	6	WEISS Catharina	GER	7	16	2.3
8	10	HAGINO Mayo	JPN	6	13	2.2
9	14	ABDELALI Samiha	ALG	5	11	2.2
9	7	CRONAU Shelley	AUS	5	11	2.2

MINUTES PLAYED

Rk	No.	Name	Team	GP	Total	Avg
1	8	BOUZIDI Fatima	ALG	5	3:18:47	39:45
2	11	SEMATI Dabha	ALG	5	3:15:49	39:09
3	7	ZHANG Tonglei	CHN	7	4:30:00	38:34
4	9	LIN Suiling	CHN	7	4:23:50	37:41
5	6	ZHANG Xuemei	CHN	7	4:18:45	36:57
6	4	MILLER Mareike	GER	7	4:09:29	35:38
7	10	HAGINO Mayo	JPN	6	3:33:20	35:33
8	55	RYAN Courtney	USA	7	4:05:16	35:02
9	8	SCHNEIDER Natalie	USA	7	3:59:55	34:16
10	15	BEIJER Mariska	NED	7	3:56:44	33:49

DOUBLE DOUBLES

Rk	No.	Name	Team	GP	Total	Avg
1	4	MILLER Mareike	GER	7	6	0.9
2	15	BEIJER Mariska	NED	7	5	0.7
3	9	KRAMER Bo	NED	7	4	0.6
3	8	LANG Katharina	GER	7	4	0.6
5	15	MERRITT Amber	AUS	5	3	0.6
6	15	HOLLERMANN Rose	USA	7	3	0.4

5 players tied for 7th place with

0.3

OFFENSIVE REBOUNDS

Rk	No.	Name	Team	GP	Total	Avg
1	4	MILLER Mareike	GER	7	22	3.1
2	9	KRAMER Bo	NED	7	21	3.0
3	15	BEIJER Mariska	NED	7	17	2.4
4	15	LOVE Robyn	GBR	6	14	2.3
5	13	ALONSO VILARINO Maria	ESP	6	13	2.2
5	13	DANDENEAU Kathleen	CAN	6	13	2.2
7	15	MERRITT Amber	AUS	5	11	2.2
8	11	PEREZ GUTIERREZ Virginia	ESP	6	10	1.7
9	8	BOUZIDI Fatima	ALG	5	8	1.6
10	55	LOPEZ CHAVEZ Isabel	ESP	6	9	1.5



Individual Statistics

個人統計

As of SAT 4 SEP 2021 at 21:58

DEFENSIVE REBOUNDS

Rk	No.	Name	Team	GP	Total	Avg
1	8	LANG Katharina	GER	7	73	10.4
2	15	BEIJER Mariska	NED	7	64	9.1
3	13	DANDENEAU Kathleen	CAN	6	54	9.0
4	15	MERRITT Amber	AUS	5	42	8.4
5	4	MILLER Mareike	GER	7	57	8.1
6	8	SCHNEIDER Natalie	USA	7	56	8.0
7	15	HOLLERMANN Rose	USA	7	55	7.9
8	9	KRAMER Bo	NED	7	53	7.6
9	6	YOUNG Arinn	CAN	6	45	7.5
10	6	ZHANG Xuemei	CHN	7	49	7.0

PLUS / MINUS

Rk	No.	Name	Team	GP	Total	Avg
1	9	KRAMER Bo	NED	7	159	22.7
2	15	BEIJER Mariska	NED	7	155	22.1
3	6	VISSER Jitske	NED	7	135	19.3
4	14	de ROOIJ Carina	NED	7	124	17.7
5	2	ARTS Ilse	NED	7	119	17.0
6	10	WIMMENHOEVE Xena	NED	4	66	16.5
7	11	KORVER Cher	NED	7	99	14.1
8	12	PRONK Saskia	NED	5	67	13.4
9	8	van der SPRONG Julia	NED	6	78	13.0
10	4	LALONDE Rosalie	CAN	6	72	12.0

Note:

All players must have featured in at least 50% of competition days played.

Legend:

%	Shooting Percentage	Avg.	Average per Game	Def.	Defensive Rebounds	GP	Games Played
M / A	Made / Attempts	No.	Uniform Number	Off.	Offensive Rebounds	RK	Rank



Attendance Summary

観客動員数

As of SUN 5 SEP 2021

Date	Time	Gender	Teams	Results	Phase	Game No.	Venue	Attendance	% Capacity
THU 26 AUG	09:00	Women	GER vs AUS	77 - 58	Preliminary Round Group A	6	Musashino Forest Sp Plaza	360	5%
	11:15	Women	JPN vs GBR	54 - 48	Preliminary Round Group A	7	Musashino Forest Sp Plaza	360	5%
	14:45	Men	AUS vs IRI	81 - 39	Preliminary Round Group B	10	Musashino Forest Sp Plaza	40	1%
	17:00	Men	KOR vs TUR	70 - 80	Preliminary Round Group A	11	Musashino Forest Sp Plaza	40	1%
	20:30	Men	COL vs JPN	56 - 63	Preliminary Round Group A	14	Musashino Forest Sp Plaza	40	1%
Daily Total								840	3%
FRI 27 AUG	09:00	Men	ALG vs AUS	37 - 83	Preliminary Round Group B	16	Musashino Forest Sp Plaza	180	3%
	11:15	Men	TUR vs CAN	77 - 73	Preliminary Round Group A	17	Musashino Forest Sp Plaza	180	3%
	14:45	Men	GER vs GBR	71 - 59	Preliminary Round Group B	20	Musashino Forest Sp Plaza	8	0%
	17:00	Women	ESP vs CHN	29 - 46	Preliminary Round Group B	21	Musashino Forest Sp Plaza	8	0%
Daily Total								376	1%
SAT 28 AUG	09:00	Women	USA vs CHN	41 - 42	Preliminary Round Group B	26	Musashino Forest Sp Plaza	830	13%
	11:15	Women	ALG vs ESP	8 - 80	Preliminary Round Group B	27	Musashino Forest Sp Plaza	930	14%
	14:45	Men	ALG vs IRI	47 - 81	Preliminary Round Group B	30	Musashino Forest Sp Plaza	1,032	16%
	17:00	Men	GBR vs USA	64 - 63	Preliminary Round Group B	31	Musashino Forest Sp Plaza	1,032	16%
Daily Total								3,824	14%
SUN 29 AUG	09:00	Men	IRI vs GBR	57 - 69	Preliminary Round Group B	36	Musashino Forest Sp Plaza	91	1%
	11:15	Men	COL vs TUR	38 - 80	Preliminary Round Group A	37	Musashino Forest Sp Plaza	91	1%
	14:45	Men	USA vs AUS	66 - 38	Preliminary Round Group B	40	Musashino Forest Sp Plaza	810	12%
	17:00	Women	ALG vs USA	21 - 62	Preliminary Round Group B	41	Musashino Forest Sp Plaza	810	12%
Daily Total								1,802	7%
Preliminary Round Total								6,842	6%
WED 1 SEP	18:15	Men	GBR vs CAN	66 - 52	Quarterfinal	60	Ariake Arena	190	1%
	20:45	Men	JPN vs AUS	61 - 55	Quarterfinal	59	Ariake Arena	190	1%
Daily Total								380	1%
THU 2 SEP	18:15	Women	GER vs NED	42 - 52	Semifinal	63	Ariake Arena	279	2%
	20:45	Women	USA vs CHN	36 - 41	Semifinal	64	Ariake Arena	279	2%
Daily Total								558	2%
FRI 3 SEP	18:15	Men	ESP vs USA	52 - 66	Semifinal	67	Ariake Arena	347	2%
	20:45	Men	JPN vs GBR	79 - 68	Semifinal	68	Ariake Arena	347	2%
Daily Total								694	2%
SAT 4 SEP	14:15	Men	TUR vs AUS	58 - 74	Classification Playoff 5/6	69	Ariake Arena	38	0%
	17:45	Women	GER vs USA	51 - 64	Bronze Medal Match	70	Ariake Arena	30	0%
	20:30	Women	NED vs CHN	50 - 31	Gold Medal Match	71	Ariake Arena	30	0%
Daily Total								98	%
SUN 5 SEP	10:00	Men	ESP vs GBR	58 - 68	Bronze Medal Match	72	Ariake Arena	62	0%
	12:30	Men	USA vs JPN	64 - 60	Gold Medal Match	73	Ariake Arena	62	0%
Daily Total								124	%
Final Phase Total								1,854	1%
Men's Tournament Total								4,780	3%
Women's Tournament Total								3,916	4%
Basketball Tournaments Total								8,696	3%

Ariake Arena public capacity

15,000

Musashino Forest Sp Plaza public capacity

6,600

Legend:
No. Number



Competition Officials

競技役員

As of THU 19 AUG 2021

Function	Name	Gender	Organisation
Technical Delegates:	BETHEL Charlie	M	GBR – Great Britain
	PERRIMAN Don	M	AUS – Australia
TTC Member:	VERGOOSSEN Luc	M	NED – Netherlands
	TUCEK Petr	M	CZE - Czech Republic
	ROJA Cristian	M	ITA – Italy
	BACH Stephen	M	CAN – Canada
Classification Advisor:	COSTA Regina	F	POR – Portugal
	MOLIK Bartosz	M	POL – Poland
Game commissioner:	MAGALLANES REYES Juan	M	MEX – Mexico
	TIMMS Janine	F	GBR – Great Britain
	VAN MEURS Nathalie	F	NED – Netherlands
	ANG Kean Koo	M	MAS – Malaysia
	SCHOEMAN Andrew	M	RSA – South Africa
	COSSAER Dirk	M	BEL – Belgium
Referee supervisor:	WELLS Matt	M	AUS – Australia
	GIORDANO Sergio	M	CAN – Canada
	WALLAART Edwin	M	NED – Netherlands
	KUNOSIC Damir	M	BIH – Bosnia Herzegovina
	GOMEZ RUF Tonia	F	ESP – Spain
	BURFORD John	M	USA – United States of America

Legend:

F Female M Male



IWBF Referees
IWBFレフェリー
As of THU 19 AUG 2021

Name	Gender	Age	Years as IWBF Referee	NPC
URUNUELLA Juan	M	53	30	ESP – Spain
CARMONA Hector	M	36	3	ESP – Spain
ROSENBERG Helen Maree	F	48	10	AUS – Australia
REHLING Carsten	M	45	16	GER – Germany
ETZELMUELLER Erik	M	34	5	GER – Germany
FRONCZAK Adam	M	44	17	POL – Poland
PEIC Krunoslav	M	44	22	CRO – Croatia
RADYKAS Linas	M	36	16	LTU – Lithuania
PAJER Tomas	M	44	23	CZE – Czech Republic
VILLARD Celine	F	48	11	FRA – France
KOC Yekta Sansal	M	37	13	TUR – Turkey
ZAMPONI Mauricio	M	43	9	ITA – Italy
LAPINTE Alexandre	M	31	6	CAN – Canada
GAUTHIER Sebastien	M	50	26	CAN – Canada
QUINTANA Matias	M	45	20	ARG – Argentina
MATHIAS Gustavo	M	39	12	BRA – Brazil
HSIEH Shu-Fei	F	38	12	TPE – Chinese Taipei
HARGREAVES Darrell	M	41	12	USA – United States of America
WOOD Benjamin	M	39	8	GBR – Great Britain
GAMEZ PEREIRA Mauricio	M	31	6	CRC – Costa Rica
TAHMASIAN Geghard	M	33	4	IRI – Islamic Republic of Iran
NIKAI DO Shunsuke	M	46	4	JPN – Japan
ONO Hiroki	M	46	4	JPN – Japan
YAP Pooh Boon	M	50	12	MAS – Malaysia

Legend:

F Female **M** Male

