



SUN  
12 DEC 2021  
10:00

## FINAL

JURY				COURSE INFORMATION			
WPNS TD	APEDAILE Len(CAN)	Course Name	BT Middle Sitting				
WPNS Assistant TD	BRISBIN Dan(CAN)	Height difference	16m				
WPNS Jury Member	KOBELEV Alexey(RUS)	Maximum Climb	14m				
Chief of Competition	HOLLAND Tom(CAN)	Total Climb	40m				
International Referee BT	RAY Tip(USA)	Length of Lap	2079m				
	n/a	Number of Laps	5				

Rank	Bib	Name	NPC Code	Sport Class	%	2.0 Km Time(Rk)	4.0 Km Time(Rk)	6.0 Km Time(Rk)	8.0 Km Time(Rk)	Real Time	Delta	Calculated Time	Missed Shoots	Result	Race Pts.	WC Pts.
1	7	GRETSCH Kendall	USA	LW11.5	96	8:08.8 (1)	15:58.8 (1)	23:44.1 (1)	31:43.3 (1)	40:12.0		38:35.5	0+0+0+0	<b>38:35.5</b>	0.00	100
2	8	MASTERS Oksana	USA	LW12	100	8:17.8 (2)	16:59.2 (3)	24:43.6 (2)	32:50.6 (2)	39:26.6	+51.1	39:26.6	1+2+0+1	<b>39:26.6</b>	13.24	80
3	6	KOCHEROVA Natalia	RUS	LW12	100	8:35.2 (4)	16:42.5 (2)	25:11.6 (3)	33:35.6 (3)	40:49.8	+2:14.3	40:49.8	0+0+0+0	<b>40:49.8</b>	34.80	60
4	4	ZAINULLINA Marta	RUS	LW12	100	9:30.4 (8)	18:15.6 (8)	26:37.4 (6)	34:54.0 (5)	41:59.0	+3:23.5	41:59.0	2+1+0+0	<b>41:59.0</b>	52.73	50
5	3	ABDIKARIMOVA Akzhana	RUS	LW10.5	87	8:30.6 (3)	17:00.0 (4)	25:42.7 (4)	34:35.9 (4)	48:36.7	+4:15.2	42:17.5	0+0+0+0	<b>42:17.5</b>	57.53	45
6	5	GULIAEVA Irina	RUS	LW12	100	8:39.2 (5)	17:16.0 (5)	26:15.7 (5)	35:24.9 (6)	42:59.0	+4:23.5	42:59.0	0+0+1+1	<b>42:59.0</b>	68.28	40
7	2	IOVLEVA Mariia	RUS	LW12	100	9:06.3 (6)	17:53.7 (6)	26:51.6 (7)	35:49.1 (7)	43:21.9	+4:46.4	43:21.9	0+0+0+0	<b>43:21.9</b>	74.21	36
8	1	PICTON Christina	CAN	LW12	100	9:17.7 (7)	17:57.7 (7)	26:52.6 (8)	36:20.6 (8)	44:10.9	+5:35.4	44:10.9	0+0+0+1	<b>44:10.9</b>	86.91	32



SUN  
12 DEC 2021  
10:00

Canmore 2021 World Para Nordic Skiing World Cup

BIATHLON

WOMEN MIDDLE, SITTING 10.0 KM


FINAL

OFFICIAL RESULTS

As of 12 DEC 2021



Weather	Snow Conditions	Temperature		Competitors					
		Air	Snow	Entries	Ranked	DSQ	DNF	DNS	LAP
Partly cloudy	Compact	-12.0 °C	0.0 °C	8	8	0	0	0	0

<b>WPNS TD</b>

<b>APEDAILE Len (CAN).</b>

<b>Competition Secretary</b>
<b>STEPHEN Allison (CAN).</b>

**Note:**

All times except 'Real Time' are calculated times. Calculated time is the real time multiplied by the athlete's percentage.  
Delta – Time difference of the competitor's real time and his/her real time equal to the winners result (skiing time).

**Legend:**

<b>DNF</b>	Did not finish	<b>DNS</b>	Did not start	<b>DSQ</b>	Disqualified
<b>Delta</b>	Time behind ranked 1	<b>IPC</b>	International Paralympic Committee	<b>TD</b>	Technical Delegate
<b>ITn</b>	Intermediate position n	<b>NPC</b>	National Paralympic Committee		



SUN  
12 DEC 2021  
11:40



JURY				COURSE INFORMATION			
WPNS TD	APEDAILE Len(CAN)	Course Name	BT Middle Standing				
WPNS Assistant TD	BRISBIN Dan(CAN)	Height difference	18m				
WPNS Jury Member	KOBELEV Alexey(RUS)	Maximum Climb	11m				
Chief of Competition	HOLLAND Tom(CAN)	Total Climb	54m				
International Referee BT	RAY Tip(USA)	Length of Lap	2011m				
	n/a	Number of Laps	5				

Rank	Bib	Name	NPC Code	Sport Class	%	2.0 Km Time(Rk)	4.0 Km Time(Rk)	6.0 Km Time(Rk)	8.0 Km Time(Rk)	Real Time	Delta	Calculated Time	Missed Shoots	Result	Race Pts.	WC Pts.
1	40	KHLYZOVA Vera <i>Guide: IAKIMOVA Natalia</i>	RUS	B2	99	6:32.2 (1)	12:57.8 (1)	19:22.1 (1)	26:01.0 (1)	32:03.9		31:44.7	0+0+0+0	<b>31:44.7</b>	0.00	100
2	32	BAGIIAN Anastasiia <i>Guide: SINIAKIN Sergei</i>	RUS	B1	88	7:11.1 (2)	14:06.0 (2)	21:05.0 (2)	28:10.8 (2)	38:24.2	+2:19.8	33:47.7	0+0+0+0	<b>33:47.7</b>	38.75	80
3	31	TERESHCHENKOVA M <i>Guide: PODZOROV Anton</i>	RUS	B3	100	7:13.8 (3)	14:19.7 (3)	21:29.4 (3)	28:39.3 (3)	34:31.9	+2:47.2	34:31.9	0+0+0+0	<b>34:31.9</b>	52.67	60
4	39	SMIRNOVA Iuliia <i>Guide: TARASOV Roman</i>	RUS	B2	99	7:47.1 (8)	15:05.2 (7)	22:13.3 (5)	29:15.0 (4)	35:27.2	+3:23.3	35:05.9	1+0+0+0	<b>35:05.9</b>	63.38	50
5	38	HOESCH Vivian <i>Guide: GRIMM Florian</i>	GER	B1	88	7:23.2 (4)	14:59.0 (6)	22:22.5 (6)	29:36.4 (6)	40:29.3	+4:24.9	35:37.8	0+1+0+0	<b>35:37.8</b>	73.43	45
6	36	UMRILOVA Vlada <i>Guide: VESELOV Artem</i>	RUS	B3	100	7:24.0 (5)	14:35.1 (4)	21:54.0 (4)	29:21.4 (5)	35:40.0	+3:55.3	35:40.0	0+0+0+0	<b>35:40.0</b>	74.12	40
7	34	GALITSYNA Marina <i>Guide: TOKAREV Andrei</i>	RUS	B1	88	8:08.8 (9)	15:06.8 (8)	23:12.1 (8)	30:38.5 (7)	41:33.8	+5:29.4	36:34.5	2+0+2+1	<b>36:34.5</b>	91.29	36
8	35	PANFEROVA Anna <i>Guide: ZHUKOV Andrei</i>	RUS	B2	99	7:34.1 (7)	15:17.2 (9)	23:14.9 (9)	30:50.2 (8)	37:17.7	+5:13.8	36:55.3	2+2+2+1	<b>36:55.3</b>	97.84	32
9	37	WALTER Leonie Maria <i>Guide: STRECKER Pirmin</i>	GER	B2	99	7:26.3 (6)	14:57.7 (5)	22:55.3 (7)	31:07.5 (9)	37:48.6	+5:44.7	37:25.9	0+0+1+1	<b>37:25.9</b>	107.48	29

Did Not Start					Time(Rk)	Time(Rk)	Time(Rk)	Time(Rk)
33	MOSHKOVSKAIA E <i>Guide: TIKHONOV Petr</i>	RUS	B2	99				



SUN  
12 DEC 2021  
11:40



Weather	Snow Conditions	Temperature		Competitors					
		Air	Snow	Entries	Ranked	DSQ	DNF	DNS	LAP
Partly cloudy	Compact	-8.0 °C	0.0 °C	10	9	0	0	1	0

<b>WPNS TD</b>
<b>APEDAILE Len (CAN).</b>

<b>Competition Secretary</b>
<b>STEPHEN Allison (CAN).</b>

**Note:**  
All times except 'Real Time' are calculated times. Calculated time is the real time multiplied by the athlete's percentage.  
Delta – Time difference of the competitor's real time and his/her real time equal to the winners result (skiing time).

<b>Legend:</b>					
<b>DNF</b>	Did not finish	<b>DNS</b>	Did not start	<b>DSQ</b>	Disqualified
<b>Delta</b>	Time behind ranked 1	<b>IPC</b>	International Paralympic Committee	<b>TD</b>	Technical Delegate
<b>ITn</b>	Intermediate position n	<b>NPC</b>	National Paralympic Committee		



SUN  
12 DEC 2021  
13:50

## FINAL

JURY		COURSE INFORMATION	
WPNS TD	APEDAILE Len(CAN)	Course Name	BT Middle Standing
WPNS Assistant TD	BRISBIN Dan(CAN)	Height difference	18m
WPNS Jury Member	KOBELEV Alexey(RUS)	Maximum Climb	11m
Chief of Competition	HOLLAND Tom(CAN)	Total Climb	54m
International Referee BT	RAY Tip(USA)	Length of Lap	2011m
	n/a	Number of Laps	5

Rank	Bib	Name	NPC Code	Sport Class	%	2.0 Km Time(Rk)	4.0 Km Time(Rk)	6.0 Km Time(Rk)	8.0 Km Time(Rk)	Real Time	Delta	Calculated Time	Missed Shoots	Result	Race Pts.	WC Pts.
1	76	HUDAK Brittany	CAN	LW8	96	6:47.2 (2)	13:24.2 (1)	20:29.7 (1)	27:08.7 (1)	34:11.5		32:49.4	0+0+1+0	<b>32:49.4</b>	0.00	100
2	72	YOUNG Emily	CAN	LW6	95	6:43.8 (1)	14:01.0 (3)	20:53.3 (2)	27:34.9 (2)	35:05.4	+32.3	33:20.1	0+1+0+0	<b>33:20.1</b>	9.35	80
3	77	MIKHEEVA Iuliia	RUS	LW8	96	6:57.7 (5)	13:52.0 (2)	20:55.2 (3)	27:56.0 (3)	34:55.7	+44.2	33:31.9	0+0+0+0	<b>33:31.9</b>	12.95	60
4	78	RUMYANTSEVA Ekaterina	RUS	LW5/7	90	6:58.0 (6)	14:03.4 (4)	21:12.2 (4)	28:03.2 (4)	37:34.5	+1:06.2	33:49.1	1+1+0+0	<b>33:49.1</b>	18.19	50
5	71	WILKIE Natalie	CAN	LW8	96	6:50.1 (4)	14:14.7 (5)	21:14.4 (5)	28:31.6 (5)	35:31.1	+1:19.6	34:05.9	0+1+0+1	<b>34:05.9</b>	23.31	45
6	75	FARON Iweta	POL	LW8	96	6:47.9 (3)	14:58.6 (6)	22:18.9 (6)	30:43.7 (6)	38:44.2	+4:32.7	37:11.2	0+3+1+3	<b>37:11.2</b>	79.76	40
7	74	DEKIJIMA Momoko	JPN	LW6	95	9:24.2 (7)	18:17.6 (7)	27:50.0 (7)	36:06.5 (7)	44:54.1	+10:21.0	42:39.4	3+2+3+1	<b>42:39.4</b>	179.75	36
8	73	PINTO Chloe	FRA	LW9	89	9:58.4 (8)	20:52.0 (8)	32:40.2 (8)	44:56.5 (8)	1:00:22.8	+23:30.0	53:44.3	1+2+3+4	<b>55:44.3</b>	418.88	

## Results with Warning, Time Penalty or Time Adjustment

Time Penalty Bib 73 120 secs Missed one penalty loop, rule 352.4.3



SUN  
12 DEC 2021  
13:50

Canmore 2021 World Para Nordic Skiing World Cup

BIATHLON

OFFICIAL RESULTS

WOMEN MIDDLE,STANDING 10.0 KM

As of 12 DEC 2021



FINAL

Weather	Snow Conditions	Temperature		Competitors					
		Air	Snow	Entries	Ranked	DSQ	DNF	DNS	LAP
Partly cloudy	Compact	-8.0 °C	0.0 °C	8	8	0	0	0	0

<b>WPNS TD</b>
<b>APEDAILE Len (CAN).</b>

<b>Competition Secretary</b>
<b>STEPHEN Allison (CAN).</b>

**Note:**

All times except 'Real Time' are calculated times. Calculated time is the real time multiplied by the athlete's percentage.  
Delta – Time difference of the competitor's real time and his/her real time equal to the winners result (skiing time).

**Legend:**

<b>DNF</b>	Did not finish	<b>DNS</b>	Did not start	<b>DSQ</b>	Disqualified
<b>Delta</b>	Time behind ranked 1	<b>IPC</b>	International Paralympic Committee	<b>TD</b>	Technical Delegate
<b>ITn</b>	Intermediate position n	<b>NPC</b>	National Paralympic Committee		



SAT  
11 DEC 2021  
10:15

## BIATHLON

## OFFICIAL RESULTS

## MEN SPRINT,SITTING 6.0 KM

As of 11 DEC 2021



## FINAL

JURY				COURSE INFORMATION			
WPNS TD	APEDAILE Len(CAN)	Course Name	BT Sprint Sitting				
WPNS Assistant TD	BRISBIN Dan(CAN)	Height difference	16m				
WPNS Jury Member	KODATE Misao(JPN)	Maximum Climb	14m				
Chief of Competition	HOLLAND Tom(CAN)	Total Climb	40m				
International Referee BT	RAY Tip(USA)	Length of Lap	2079m				
	n/a	Number of Laps	3				


Rank	Bib	Name	NPC Code	Sport Class	%	2.0 Km Time(Rk)	4.0 Km Time(Rk)	Real Time	Delta	Calculated Time	Missed Shoots	Result	Race Pts.	WC Pts.
1	23	GOLUBKOV Ivan	RUS	LW11.5	96	7:02.9 (1)	14:06.2 (1)	21:09.8		20:19.0	0+0	<b>20:19.0</b>	0.00	100
2	22	BRITIK Danila	RUS	LW10.5	87	7:59.4 (7)	15:40.6 (5)	25:13.3	+1:52.1	21:56.6	2+1	<b>21:56.6</b>	48.04	80
3	18	PIKE Aaron	USA	LW11.5	96	7:34.8 (2)	15:16.9 (2)	22:51.9	+1:42.1	21:57.0	0+0	<b>21:57.0</b>	48.24	60
4	12	CAMERON Collin	CAN	LW11.5	96	8:06.1 (8)	15:33.8 (3)	22:52.0	+1:42.2	21:57.1	2+0	<b>21:57.1</b>	48.29	50
5	16	MEENAGH Scott	GBR	LW12	100	7:35.0 (3)	15:35.5 (4)	22:01.4	+1:42.4	22:01.4	0+1	<b>22:01.4</b>	50.40	45
6	17	BYCHENOK Aleksei	RUS	LW12	100	7:51.3 (5)	15:43.8 (6)	22:27.6	+2:08.6	22:27.6	0+0	<b>22:27.6</b>	63.30	40
7	21	DAVIDOVICH Aleksandr	RUS	LW12	100	7:48.8 (4)	16:00.7 (7)	22:42.4	+2:23.4	22:42.4	1+2	<b>22:42.4</b>	70.58	36
8	19	SHIN Eui Hyun	KOR	LW12	100	8:31.0 (9)	16:13.9 (8)	22:53.5	+2:34.5	22:53.5	2+0	<b>22:53.5</b>	76.05	32
9	15	ZAPLOTINSKY Derek	CAN	LW10.5	87	7:58.9 (6)	16:26.2 (9)	27:01.2	+3:40.0	23:30.4	0+1	<b>23:30.4</b>	94.21	29
10	20	CNOSSEN Daniel	USA	LW12	100	8:43.1 (10)	17:44.9 (10)	24:51.3	+4:32.3	24:51.3	2+2	<b>24:51.3</b>	134.03	26
11	14	ARNOLD Steve	GBR	LW12	100	9:36.1 (11)	18:10.8 (11)	25:02.7	+4:43.7	25:02.7	3+1	<b>25:02.7</b>	139.64	24
12	11	JEONG Jaeseok	KOR	LW10.5	87	9:54.3 (12)	19:14.0 (12)	30:46.5	+7:25.3	26:46.5	2+1	<b>26:46.5</b>	190.73	
13	13	WON Yoomin	KOR	LW11.5	96	10:30.5 (13)	19:44.2 (13)	29:04.3	+7:54.5	27:54.5	3+0	<b>27:54.5</b>	224.20	



SAT  
11 DEC 2021  
10:15

FINAL

Weather	Snow Conditions	Temperature		Competitors					
		Air	Snow	Entries	Ranked	DSQ	DNF	DNS	LAP
Light Snow	Compact	-4.0 °C	0.0 °C	13	13	0	0	0	0

WPNS TD

<b>APEDAILE Len (CAN).</b>

Competition Secretary

<b>KALEF Diana (CAN).</b>

**Note:**

All times except 'Real Time' are calculated times. Calculated time is the real time multiplied by the athlete's percentage.  
Delta – Time difference of the competitor's real time and his/her real time equal to the winners result (skiing time).

**Legend:**

<b>DNF</b>	Did not finish	<b>DNS</b>	Did not start	<b>DSQ</b>	Disqualified
<b>Delta</b>	Time behind ranked 1	<b>IPC</b>	International Paralympic Committee	<b>TD</b>	Technical Delegate
<b>ITn</b>	Intermediate position n	<b>NPC</b>	National Paralympic Committee		





SAT  
11 DEC 2021  
11:50



JURY				COURSE INFORMATION			
WPNS TD	APEDAILE Len(CAN)	Course Name	BT Sprint Standing				
WPNS Assistant TD	BRISBIN Dan(CAN)	Height difference	18m				
WPNS Jury Member	KODATE Misao(JPN)	Maximum Climb	11m				
Chief of Competition	HOLLAND Tom(CAN)	Total Climb	54m				
International Referee BT	RAY Tip(USA)	Length of Lap	2011m				
	n/a	Number of Laps	3				


Rank	Bib	Name	NPC Code	Sport Class	%	2.0 Km Time(Rk)	4.0 Km Time(Rk)	Real Time	Delta	Calculated Time	Missed Shoots	Result	Race Pts.	WC Pts.
1	50	LEKOMTSEV Vladislav	RUS	LW6	95	5:31.6 (1)	11:08.3 (1)	16:30.4		15:40.9	0+0	<b>15:40.9</b>	0.00	100
2	51	DAVIET Benjamin	FRA	LW2	93	5:37.0 (2)	11:16.6 (2)	17:12.2	+20.5	15:59.9	0+0	<b>15:59.9</b>	12.12	80
3	49	PRONKOV Aleksandr	RUS	LW5/7	90	5:54.1 (4)	11:32.0 (4)	17:56.2	+30.8	16:08.6	0+0	<b>16:08.6</b>	17.66	60
4	43	ARENDZ Mark	CAN	LW6	95	5:43.7 (3)	11:26.5 (3)	17:10.4	+40.0	16:18.9	0+0	<b>16:18.9</b>	24.23	50
5	47	MALYSHEV Vitalii	RUS	LW9	89	5:57.5 (6)	11:50.3 (5)	18:33.2	+56.0	16:30.7	0+0	<b>16:30.7</b>	31.76	45
6	48	KODLOZEROV Ivan	RUS	LW8	96	5:54.3 (5)	11:50.9 (6)	17:33.7	+1:13.6	16:51.6	0+0	<b>16:51.6</b>	45.08	40
7	46	BALUKHTO Oleg	RUS	LW6	95	6:38.6 (8)	12:37.9 (8)	18:32.0	+2:01.6	17:36.4	1+0	<b>17:36.4</b>	73.65	36
8	42	ULSET Nils-Erik	NOR	LW3	87	6:09.0 (7)	12:25.6 (7)	20:32.7	+2:31.2	17:52.4	0+0	<b>17:52.4</b>	83.86	32
9	41	SATO Keiichi	JPN	LW8	96	6:53.1 (9)	13:47.8 (9)	20:04.6	+3:44.5	19:16.4	1+1	<b>19:16.4</b>	137.42	29
10	44	EHMAN Jesse	CAN	LW6	95	7:30.0 (10)	14:41.3 (10)	21:41.0	+5:10.6	20:36.0	1+0	<b>20:36.0</b>	188.18	
11	45	BARBER Kyle	CAN	LW5/7	90	9:31.1 (11)	16:44.3 (11)	25:08.2	+7:42.8	22:37.4	4+0	<b>22:37.4</b>	265.60	



SAT  
11 DEC 2021  
11:50

FINAL

Weather	Snow Conditions	Temperature		Competitors					
		Air	Snow	Entries	Ranked	DSQ	DNF	DNS	LAP
Light Snow	Compact	-1.0 °C	0.0 °C	11	11	0	0	0	0

WPNS TD

<b>APEDAILE Len (CAN).</b>

Competition Secretary

<b>KALEF Diana (CAN).</b>

**Note:**

All times except 'Real Time' are calculated times. Calculated time is the real time multiplied by the athlete's percentage.  
Delta – Time difference of the competitor's real time and his/her real time equal to the winners result (skiing time).

**Legend:**

<b>DNF</b>	Did not finish	<b>DNS</b>	Did not start	<b>DSQ</b>	Disqualified
<b>Delta</b>	Time behind ranked 1	<b>IPC</b>	International Paralympic Committee	<b>TD</b>	Technical Delegate
<b>ITn</b>	Intermediate position n	<b>NPC</b>	National Paralympic Committee		



SAT  
11 DEC 2021  
13:25

## FINAL

JURY				COURSE INFORMATION			
WPNS TD	APEDAILE Len(CAN)	Course Name	BT Sprint Standing				
WPNS Assistant TD	BRISBIN Dan(CAN)	Height difference	18m				
WPNS Jury Member	KODATE Misao(JPN)	Maximum Climb	11m				
Chief of Competition	HOLLAND Tom(CAN)	Total Climb	54m				
International Referee BT	RAY Tip(USA)	Length of Lap	2011m				
	n/a	Number of Laps	3				

Rank	Bib	Name	NPC Code	Sport Class	%	2.0 Km Time(Rk)	4.0 Km Time(Rk)	Real Time	Delta	Calculated Time	Missed Shoots	Result	Race Pts.	WC Pts.
1	95	CHOKHLAEV Stanislav <i>Guide: KOLODIICHUK Oleg</i>	RUS	B1	88	5:44.3 (1)	11:15.4 (1)	18:09.0		15:58.3	1+0	<b>15:58.3</b>	0.00	100
2	94	POLUKHIN Nikolai <i>Guide: BEREZIN Eduard</i>	RUS	B2	99	6:11.2 (2)	12:12.2 (2)	17:25.4	+1:17.4	17:14.9	1+0	<b>17:14.9</b>	47.96	80
3	90	MODIN Zebastian <i>Guide: PERSSON Erik</i>	SWE	B1	88	6:46.1 (8)	13:29.9 (5)	21:00.0	+2:51.0	18:28.8	1+1	<b>18:28.8</b>	94.23	60
4	82	POVAROV Nikita <i>Guide: EFREMOV Daniil</i>	RUS	B3	100	6:36.5 (6)	12:59.8 (3)	18:32.6	+2:34.3	18:32.6	1+0	<b>18:32.6</b>	96.61	50
5	93	KHAIRULLIN Vladimir <i>Guide: GORSHKOV Dmitrii</i>	RUS	B3	100	6:18.7 (3)	13:18.8 (4)	18:46.1	+2:47.8	18:46.1	0+1	<b>18:46.1</b>	105.06	45
6	92	ARTEMOV Aleksandr <i>Guide: CHEREPANOV Ilia</i>	RUS	B1	88	6:35.8 (5)	13:43.2 (7)	21:34.0	+3:25.0	18:58.7	1+2	<b>18:58.7</b>	112.95	40
7	91	CHULKIN Aleksandr <i>Guide: TOKAREV Andrei</i>	RUS	B2	99	6:42.3 (7)	13:56.2 (8)	19:37.6	+3:29.6	19:25.8	0+1	<b>19:25.8</b>	129.92	36
8	88	BURDOV Nikolai <i>Guide: SINIAKIN Sergei</i>	RUS	B3	100	6:31.7 (4)	13:38.6 (6)	19:28.9	+3:30.6	19:28.9	0+0	<b>19:28.9</b>	131.86	32
9	84	PONOMAREV Oleg <i>Guide: ROMANOV Andrei</i>	RUS	B3	100	7:12.8 (10)	14:28.6 (9)	19:33.9	+3:35.6	19:33.9	3+3	<b>19:33.9</b>	134.99	29
10	89	GARBOWSKI Piotr <i>Guide: TWARDOWSKI J</i>	POL	B3	100	7:12.0 (9)	14:34.8 (11)	20:18.4	+4:20.1	20:18.4	1+1	<b>20:18.4</b>	162.85	26
11	81	UDALTSOV Vladimir <i>Guide: BOGACHEV Ruslan</i>	RUS	B3	100	8:11.5 (14)	16:06.6 (13)	21:23.9	+5:25.6	21:23.9	4+3	<b>21:23.9</b>	203.86	



Canmore 2021 World Para Nordic Skiing World Cup

BIATHLON

OFFICIAL RESULTS



MEN SPRINT, VISUALLY IMP. 6.0 KM

As of 11 DEC 2021

SAT  
11 DEC 2021  
13:25

FINAL

Rank	Bib	Name	NPC Code	Sport Class	%	2.0 Km Time(Rk)	4.0 Km Time(Rk)	Real Time	Delta	Calculated Time	Missed Shoots	Result	Race Pts.	WC Pts.
12	85	BIENKO Blazej <i>Guide: KACZANOWSKI M</i>	POL	B3	100	7:31.7 (11)	15:31.4 (12)	22:23.0	+6:24.7	22:23.0	0+0	<b>22:23.0</b>	240.86	
13	86	GIL Pawel <i>Guide: LANDA Michal</i>	POL	B3	100	7:38.5 (13)	17:50.0 (14)	23:51.8	+7:53.5	23:51.8	1+4	<b>23:51.8</b>	296.46	
14	83	NOWICKI Pawel <i>Guide: KOBRYN Jan</i>	POL	B1	88	8:44.1 (15)	18:20.4 (15)	27:37.5	+9:28.5	24:18.6	2+4	<b>24:18.6</b>	313.24	
15	87	CHALENCON Anthony <i>Guide: OTTONELLO Brice</i>	FRA	B1	88	7:37.1 (12)	14:30.9 (10)	22:06.9	+3:57.9	19:27.7	3+5	<b>27:27.7</b>	431.64	

Results with Warning, Time Penalty or Time Adjustment

Time Penalty Bib 87 480 secs Rules 331.10.3.2/352.4.3 - Cross Fire/Wrong Target - 4 missed penalty loops

Weather	Snow Conditions	Temperature		Competitors					
		Air	Snow	Entries	Ranked	DSQ	DNF	DNS	LAP
Light Snow	Compact	-1.0 °C	0.0 °C	15	15	0	0	0	0

WPNS TD  
  
APEDAILE Len (CAN).

Competition Secretary  
  
KALEF Diana (CAN).

Note:

All times except 'Real Time' are calculated times. Calculated time is the real time multiplied by the athlete's percentage.  
Delta – Time difference of the competitor's real time and his/her real time equal to the winners result (skiing time).

Legend:

<b>DNF</b>	Did not finish	<b>DNS</b>	Did not start	<b>DSQ</b>	Disqualified
<b>Delta</b>	Time behind ranked 1	<b>IPC</b>	International Paralympic Committee	<b>TD</b>	Technical Delegate
<b>ITn</b>	Intermediate position n	<b>NPC</b>	National Paralympic Committee		



SUN  
12 DEC 2021  
10:10



JURY				COURSE INFORMATION			
WPNS TD	APEDAILE Len(CAN)	Course Name	BT Middle Sitting				
WPNS Assistant TD	BRISBIN Dan(CAN)	Height difference	16m				
WPNS Jury Member	KOBELEV Alexey(RUS)	Maximum Climb	14m				
Chief of Competition	HOLLAND Tom(CAN)	Total Climb	40m				
International Referee BT	RAY Tip(USA)	Length of Lap	2079m				
	n/a	Number of Laps	5				

Rank	Bib	Name	NPC Code	Sport Class	%	2.0 Km Time(Rk)	4.0 Km Time(Rk)	6.0 Km Time(Rk)	8.0 Km Time(Rk)	Real Time	Delta	Calculated Time	Missed Shoots	Result	Race Pts.	WC Pts.
1	22	BRITIK Danila	RUS	LW10.5	87	6:57.9 (2)	13:50.8 (1)	20:51.3 (1)	27:48.5 (1)	38:58.2		33:54.2	0+0+0+0	<b>33:54.2</b>	0.00	100
2	12	CAMERON Collin	CAN	LW11.5	96	6:56.8 (1)	13:53.2 (2)	20:54.2 (2)	28:11.4 (2)	35:38.9	+19.9	34:13.3	0+0+0+0	<b>34:13.3</b>	5.63	80
3	23	GOLUBKOV Ivan	RUS	LW11.5	96	7:35.3 (5)	14:34.4 (3)	21:33.4 (3)	28:57.6 (3)	36:34.1	+1:15.1	35:06.3	2+0+0+1	<b>35:06.3</b>	21.27	60
4	18	PIKE Aaron	USA	LW11.5	96	7:28.3 (4)	14:43.3 (5)	22:10.1 (4)	29:36.7 (4)	37:13.5	+1:54.5	35:44.2	0+0+0+0	<b>35:44.2</b>	32.45	50
5	20	CNOSSEN Daniel	USA	LW12	100	7:41.1 (8)	15:11.1 (6)	22:44.1 (6)	30:02.9 (6)	36:12.7	+2:18.5	36:12.7	0+0+0+0	<b>36:12.7</b>	40.85	45
6	19	SHIN Eui Hyun	KOR	LW12	100	7:16.9 (3)	14:38.9 (4)	22:32.3 (5)	29:57.5 (5)	36:21.7	+2:27.5	36:21.7	0+0+1+0	<b>36:21.7</b>	43.51	40
7	16	MEENAGH Scott	GBR	LW12	100	8:19.8 (12)	16:09.7 (11)	23:28.3 (8)	30:43.3 (7)	37:08.4	+3:14.2	37:08.4	2+1+0+0	<b>37:08.4</b>	57.28	36
8	15	ZAPLOTINSKY Derek	CAN	LW10.5	87	7:38.4 (6)	15:41.8 (7)	23:21.4 (7)	30:57.1 (8)	43:02.5	+4:04.3	37:26.8	0+1+0+0	<b>37:26.8</b>	62.71	32
9	17	BYCHENOK Aleksei	RUS	LW12	100	7:41.5 (9)	15:48.5 (8)	23:42.8 (9)	31:24.1 (9)	38:20.5	+4:26.3	38:20.5	0+1+0+0	<b>38:20.5</b>	78.55	29
10	21	DAVIDOVICH Aleksandr	RUS	LW12	100	7:38.5 (7)	15:51.5 (9)	24:27.5 (10)	32:31.8 (10)	39:30.5	+5:36.3	39:30.5	1+2+2+1	<b>39:30.5</b>	99.19	26
11	14	ARNOLD Steve	GBR	LW12	100	8:12.9 (10)	15:58.8 (10)	24:44.9 (11)	33:43.4 (11)	40:35.0	+6:40.8	40:35.0	1+0+2+2	<b>40:35.0</b>	118.22	24
12	13	WON Yoomin	KOR	LW11.5	96	8:15.5 (11)	16:42.4 (12)	26:07.3 (12)	35:20.0 (12)	44:56.9	+9:37.9	43:09.0	0+0+1+0	<b>43:09.0</b>	163.64	22
13	11	JEONG Jaeseok	KOR	LW10.5	87	10:20.9 (13)	20:25.2 (13)	30:51.6 (13)	40:22.2 (13)	55:01.7	+16:03.5	47:52.5	3+3+4+2	<b>47:52.5</b>	247.26	



Canmore 2021 World Para Nordic Skiing World Cup

BIATHLON

OFFICIAL RESULTS




MEN MIDDLE, SITTING 10.0 KM

As of 12 DEC 2021

SUN  
12 DEC 2021  
10:10

FINAL

Weather	Snow Conditions	Temperature		Competitors					
		Air	Snow	Entries	Ranked	DSQ	DNF	DNS	LAP
Partly cloudy	Compact	-12.0 °C	0.0 °C	13	13	0	0	0	0

<b>WPNS TD</b>

<b>APEDAILE Len (CAN).</b>

<b>Competition Secretary</b>
<b>STEPHEN Allison (CAN).</b>

**Note:**

All times except 'Real Time' are calculated times. Calculated time is the real time multiplied by the athlete's percentage.  
Delta – Time difference of the competitor's real time and his/her real time equal to the winners result (skiing time).

**Legend:**

<b>DNF</b>	Did not finish	<b>DNS</b>	Did not start	<b>DSQ</b>	Disqualified
<b>Delta</b>	Time behind ranked 1	<b>IPC</b>	International Paralympic Committee	<b>TD</b>	Technical Delegate
<b>ITn</b>	Intermediate position n	<b>NPC</b>	National Paralympic Committee		



SUN  
12 DEC 2021  
12:10



JURY				COURSE INFORMATION			
WPNS TD	APEDAILE Len(CAN)	Course Name	BT Middle Standing				
WPNS Assistant TD	BRISBIN Dan(CAN)	Height difference	18m				
WPNS Jury Member	KOBELEV Alexey(RUS)	Maximum Climb	11m				
Chief of Competition	HOLLAND Tom(CAN)	Total Climb	54m				
International Referee BT	RAY Tip(USA)	Length of Lap	2011m				
	n/a	Number of Laps	5				

Rank	Bib	Name	NPC Code	Sport Class	%	2.0 Km Time(Rk)	4.0 Km Time(Rk)	6.0 Km Time(Rk)	8.0 Km Time(Rk)	Real Time	Delta	Calculated Time	Missed Shoots	Result	Race Pts.	WC Pts.
1	64	CHOKHLAEV Stanislav <i>Guide: KOLODIICHUK Oleg</i>	RUS	B1	88	5:35.9 (1)	11:06.0 (1)	16:33.2 (1)	22:38.0 (1)	31:04.5		27:20.8	0+0+0+1	<b>27:20.8</b>	0.00	100
2	63	POLUKHIN Nikolai <i>Guide: BEREZIN Eduard</i>	RUS	B2	99	5:54.1 (2)	11:45.0 (2)	17:34.3 (2)	23:24.7 (2)	28:38.6	+1:01.3	28:21.4	0+0+0+0	<b>28:21.4</b>	22.16	80
3	62	KHAIRULLIN Vladimir <i>Guide: GORSHKOV Dmitrii</i>	RUS	B3	100	6:56.9 (5)	13:17.3 (5)	19:34.4 (3)	25:52.4 (3)	30:56.5	+3:35.7	30:56.5	1+0+0+0	<b>30:56.5</b>	78.88	60
4	51	PONOMAREV Oleg <i>Guide: ROMANOV Andrei</i>	RUS	B3	100	7:24.0 (12)	13:20.4 (6)	20:52.8 (7)	27:33.7 (6)	32:09.9	+4:49.1	32:09.9	3+0+4+2	<b>32:09.9</b>	105.72	50
5	57	BURDOV Nikolai <i>Guide: SINIAKIN Sergei</i>	RUS	B3	100	6:35.0 (4)	13:15.3 (4)	19:55.9 (5)	26:44.7 (4)	32:10.8	+4:50.0	32:10.8	0+0+0+0	<b>32:10.8</b>	106.05	45
6	52	POVAROV Nikita <i>Guide: EFREMOV Daniil</i>	RUS	B3	100	6:24.4 (3)	13:08.8 (3)	19:38.0 (4)	26:56.4 (5)	32:25.5	+5:04.7	32:25.5	0+1+0+2	<b>32:25.5</b>	111.42	40
7	60	CHULKIN Aleksandr <i>Guide: TOKAREV Andrei</i>	RUS	B2	99	7:20.5 (9)	14:12.9 (7)	20:39.6 (6)	27:57.3 (7)	33:39.3	+6:02.0	33:19.1	2+1+0+2	<b>33:19.1</b>	131.02	36
8	56	CHALENCON Anthony <i>Guide: POUYE Alexandre</i>	FRA	B1	88	7:02.4 (6)	14:30.1 (8)	22:11.9 (8)	28:44.7 (8)	38:14.8	+7:10.3	33:39.4	1+2+2+0	<b>33:39.4</b>	138.44	32
9	59	MODIN Zebastian <i>Guide: PERSSON Erik</i>	SWE	B1	88	8:12.1 (13)	14:54.3 (10)	22:36.2 (11)	29:04.3 (9)	38:38.0	+7:33.5	33:59.8	4+1+3+0	<b>33:59.8</b>	145.90	29
10	53	UDALTSOV Vladimir <i>Guide: BOGACHEV Ruslan</i>	RUS	B3	100	7:11.2 (7)	14:31.4 (9)	22:36.7 (12)	29:34.3 (10)	34:43.1	+7:22.3	34:43.1	1+2+3+1	<b>34:43.1</b>	161.74	26
11	55	GIL Pawel <i>Guide: LANDA Michal</i>	POL	B3	100	7:21.2 (10)	14:57.4 (11)	22:24.5 (10)	29:51.6 (11)	35:39.3	+8:18.5	35:39.3	1+1+1+1	<b>35:39.3</b>	182.29	



SUN  
12 DEC 2021  
12:10



Rank	Bib	Name	NPC Code	Sport Class	%	2.0 Km Time(Rk)	4.0 Km Time(Rk)	6.0 Km Time(Rk)	8.0 Km Time(Rk)	Real Time	Delta	Calculated Time	Missed Shoots	Result	Race Pts.	WC Pts.
12	58	GARBOWSKI Piotr <i>Guide: TWARDOWSKI J</i>	POL	B3	100	7:21.4 (11)	15:01.6 (12)	22:19.0 (9)	30:15.9 (12)	35:43.9	+8:23.1	35:43.9	1+2+1+2	<b>35:43.9</b>	183.97	
13	54	BIENKO Blazej <i>Guide: KACZANOWSKI M</i>	POL	B3	100	7:19.3 (8)	15:11.3 (13)	24:47.8 (13)	33:03.5 (13)	39:15.8	+11:55.0	39:15.8	0+0+3+1	<b>39:15.8</b>	261.46	

Did Not Start																
						Time(Rk)	Time(Rk)	Time(Rk)	Time(Rk)							
61	ARTEMOV Aleksandr	RUS	B1	88						00.0		00.0	0+0+0+0			
		<i>Guide: CHEREPANOV Iliia</i>														

Weather	Snow Conditions	Temperature		Competitors					
		Air	Snow	Entries	Ranked	DSQ	DNF	DNS	LAP
Partly cloudy	Compact	-8.0 °C	0.0 °C	14	13	0	0	1	0

<b>WPNS TD</b>
<b>APEDAILE Len (CAN).</b>

<b>Competition Secretary</b>
<b>STEPHEN Allison (CAN).</b>

**Note:**  
All times except 'Real Time' are calculated times. Calculated time is the real time multiplied by the athlete's percentage.  
Delta – Time difference of the competitor's real time and his/her real time equal to the winners result (skiing time).

<b>Legend:</b>	Did not finish	<b>DNS</b>	Did not start	<b>DSQ</b>	Disqualified
<b>DNF</b>	Time behind ranked 1	<b>IPC</b>	International Paralympic Committee	<b>TD</b>	Technical Delegate
<b>Delta</b>	Intermediate position n	<b>NPC</b>	National Paralympic Committee		
<b>ITn</b>					





SUN  
12 DEC 2021  
14:00



JURY				COURSE INFORMATION			
WPNS TD	APEDAILE Len(CAN)	Course Name	BT Middle Standing				
WPNS Assistant TD	BRISBIN Dan(CAN)	Height difference	18m				
WPNS Jury Member	KOBELEV Alexey(RUS)	Maximum Climb	11m				
Chief of Competition	HOLLAND Tom(CAN)	Total Climb	54m				
International Referee BT	RAY Tip(USA)	Length of Lap	2011m				
	n/a	Number of Laps	5				

Rank	Bib	Name	NPC Code	Sport Class	%	2.0 Km Time(Rk)	4.0 Km Time(Rk)	6.0 Km Time(Rk)	8.0 Km Time(Rk)	Real Time	Delta	Calculated Time	Missed Shoots	Result	Race Pts.	WC Pts.
1	90	LEKOMTSEV Vladislav	RUS	LW6	95	5:21.3 (1)	10:56.7 (1)	16:23.0 (1)	22:04.8 (1)	28:01.6		26:37.5	0+0+0+1	<b>26:37.5</b>	0.00	100
2	87	MALYSHEV Vitalii	RUS	LW9	89	6:02.9 (4)	11:36.9 (3)	17:13.1 (3)	22:54.4 (2)	30:53.1	+58.1	27:29.3	1+0+0+0	<b>27:29.3</b>	19.46	80
3	89	PRONKOV Aleksandr	RUS	LW5/7	90	6:12.0 (8)	11:55.4 (6)	17:38.8 (5)	23:21.4 (4)	30:58.8	+1:23.8	27:52.9	1+0+0+0	<b>27:52.9</b>	28.32	60
4	91	DAVIET Benjamin	FRA	LW2	93	5:33.9 (2)	11:00.5 (2)	16:53.2 (2)	23:16.7 (3)	30:08.8	+1:31.0	28:02.2	0+0+1+2	<b>28:02.2</b>	31.81	50
5	88	KODLOZEROV Ivan	RUS	LW8	96	6:08.4 (7)	11:57.6 (7)	17:48.9 (6)	23:33.1 (5)	29:31.0	+1:46.9	28:20.2	0+0+0+0	<b>28:20.2</b>	38.57	45
6	82	ARENDZ Mark	CAN	LW6	95	6:03.3 (5)	11:44.8 (4)	17:30.2 (4)	23:40.0 (6)	30:14.7	+2:13.1	28:44.0	1+0+0+1	<b>28:44.0</b>	47.51	40
7	86	BALUKHTO Oleg	RUS	LW6	95	6:04.2 (6)	12:09.0 (8)	18:08.9 (8)	24:02.9 (8)	30:30.2	+2:28.6	28:58.7	0+0+0+0	<b>28:58.7</b>	53.03	36
8	84	ULSET Nils-Erik	NOR	LW3	87	5:52.2 (3)	11:52.5 (5)	17:54.8 (7)	23:53.9 (7)	33:22.6	+2:46.4	29:02.3	0+0+0+0	<b>29:02.3</b>	54.38	32
9	81	SATO Keiichi	JPN	LW8	96	6:15.6 (9)	14:05.2 (9)	20:50.3 (9)	27:35.7 (9)	34:17.1	+6:33.0	32:54.8	0+3+1+1	<b>32:54.8</b>	141.71	29
10	85	EHMAN Jesse	CAN	LW6	95	7:28.7 (10)	15:00.4 (10)	22:01.0 (10)	29:22.3 (10)	37:13.8	+9:12.2	35:22.1	1+1+0+1	<b>35:22.1</b>	197.03	
11	83	BARBER Kyle	CAN	LW5/7	90	9:20.0 (11)	16:59.7 (11)	24:33.4 (11)	32:46.6 (11)	42:51.0	+13:16.0	38:33.9	4+1+1+2	<b>38:33.9</b>	269.07	



Canmore 2021 World Para Nordic Skiing World Cup

BIATHLON

OFFICIAL RESULTS



MEN MIDDLE,STANDING 10.0 KM

As of 12 DEC 2021

SUN  
12 DEC 2021  
14:00

FINAL

Weather	Snow Conditions	Temperature		Competitors					
		Air	Snow	Entries	Ranked	DSQ	DNF	DNS	LAP
Partly cloudy	Compact	-8.0 °C	0.0 °C	11	11	0	0	0	0

<b>WPNS TD</b>
<b>APEDAILE Len (CAN).</b>

<b>Competition Secretary</b>
<b>STEPHEN Allison (CAN).</b>

**Note:**

All times except 'Real Time' are calculated times. Calculated time is the real time multiplied by the athlete's percentage.  
Delta – Time difference of the competitor's real time and his/her real time equal to the winners result (skiing time).

**Legend:**

<b>DNF</b>	Did not finish	<b>DNS</b>	Did not start	<b>DSQ</b>	Disqualified
<b>Delta</b>	Time behind ranked 1	<b>IPC</b>	International Paralympic Committee	<b>TD</b>	Technical Delegate
<b>ITn</b>	Intermediate position n	<b>NPC</b>	National Paralympic Committee		

THU  
9 DEC 2021  
10:10



JURY				COURSE INFORMATION			
WPNS TD	APEDAILE Len(CAN)	Course Name	BT Individual Sitting				
WPNS Assistant TD	BRISBIN Dan(CAN)	Height difference	21m				
WPNS Jury Member	CHAMBERLAIN BethAnn(USA)	Maximum Climb	14m				
Chief of Competition	HOLLAND Tom(CAN)	Total Climb	52m				
International Referee BT	RAY Tip(USA)	Length of Lap	2431m				
	n/a	Number of Laps	5				


Rank	Bib	Name	NPC Code	Sport Class	%	2.5 Km Time(Rk)	5.0 Km Time(Rk)	7.5 Km Time(Rk)	10.0 Km Time(Rk)	Real Time	Delta	Calculated Time	Missed Shoots	Result	Race Pts.	WC Pts.
1	34	GOLUBKOV Ivan	RUS	LW11.5	96	7:19.5 (2)	14:34.8 (2)	21:57.9 (2)	29:12.8 (1)	37:06.8		35:37.7	0+0+0+0	35:37.7	0.00	100
2	33	BRITIK Danila	RUS	LW10.5	87	7:13.8 (1)	14:24.6 (1)	21:44.9 (1)	30:09.0 (2)	41:15.5	+18.3	35:53.7	0+0+0+1	36:53.7	21.33	80
3	29	PIKE Aaron	USA	LW11.5	96	8:55.0 (8)	16:33.9 (5)	24:20.7 (4)	32:11.6 (3)	39:29.6	+2:22.8	37:54.8	1+0+0+0	38:54.8	55.32	60
4	27	MEENAGH Scott	GBR	LW12	100	8:04.4 (5)	16:57.3 (6)	24:39.9 (5)	32:29.4 (5)	38:17.6	+2:39.9	38:17.6	0+1+0+0	39:17.6	61.72	50
5	30	SHIN Eui Hyun	KOR	LW12	100	9:55.1 (12)	17:35.9 (7)	25:16.1 (6)	32:56.4 (6)	37:35.9	+1:58.2	37:35.9	2+0+0+0	39:35.9	66.86	45
6	28	BYCHENOK Aleksei	RUS	LW12	100	8:10.7 (6)	16:13.5 (3)	24:17.4 (3)	32:28.2 (4)	39:38.6	+4:00.9	39:38.6	0+0+0+0	39:38.6	67.61	40
7	32	DAVIDOVICH Aleksandr	RUS	LW12	100	7:58.2 (4)	16:31.8 (4)	25:22.9 (7)	33:16.5 (7)	37:59.8	+2:22.1	37:59.8	0+1+1+0	39:59.8	73.57	36
8	21	CAMERON Collin	CAN	LW11.5	96	7:35.3 (3)	18:01.1 (9)	26:46.9 (10)	34:17.5 (8)	38:16.3	+1:09.5	36:44.4	0+3+1+0	40:44.4	86.08	32
9	31	CNOSEN Daniel	USA	LW12	100	9:11.2 (9)	18:05.3 (10)	26:03.3 (8)	35:09.9 (9)	39:23.1	+3:45.4	39:23.1	1+1+0+1	42:23.1	113.79	29
10	25	ARNOLD Steve	GBR	LW12	100	9:17.4 (10)	18:24.9 (12)	26:32.1 (9)	36:48.4 (10)	40:07.6	+4:29.9	40:07.6	1+1+0+2	44:07.6	143.12	26
11	23	WON Yoomin	KOR	LW11.5	96	8:33.9 (7)	18:24.2 (11)	28:24.1 (12)	38:24.4 (11)	45:50.3	+8:43.5	44:00.3	0+1+1+1	47:00.3	191.59	
12	26	ZAPLOTINSKY Derek	CAN	LW10.5	87	9:59.5 (14)	17:56.6 (8)	27:02.7 (11)	40:18.5 (12)	45:31.9	+4:34.7	39:36.8	2+0+1+5	47:36.8	201.83	
13	22	SWEENEY Joshua	USA	LW12	100	9:17.9 (11)	19:10.9 (13)	29:14.5 (13)	40:29.9 (14)	44:19.2	+8:41.5	44:19.2	0+1+1+2	48:19.2	213.73	
14	24	PRICE Bryan	USA	LW11.5	96	9:58.1 (13)	19:44.0 (14)	29:37.6 (14)	40:28.7 (13)	46:18.1	+9:11.3	44:27.0	0+1+1+2	48:27.0	215.92	



THU  
9 DEC 2021  
10:10



Weather	Snow Conditions	Temperature		Competitors					
		Air	Snow	Entries	Ranked	DSQ	DNF	DNS	LAP
Partly cloudy	Compact	-8.0 °C	0.0 °C	14	14	0	0	0	0

<b>WPNS TD</b>  <b>APEDAILE Len (CAN).</b>
---

<b>Competition Secretary</b>  <b>STEPHEN Allison (CAN).</b>
---

**Note:**  
 All times except 'Real Time' are calculated times. Calculated time is the real time multiplied by the athlete's percentage.  
 Delta – Time difference of the competitor's real time and his/her real time equal to the winners result (skiing time).

<b>Legend:</b>	Did not finish	<b>DNS</b>	Did not start	<b>DSQ</b>	Disqualified
<b>DNF</b>	Time behind ranked 1	<b>IPC</b>	International Paralympic Committee	<b>TD</b>	Technical Delegate
<b>Delta</b>	Intermediate position n	<b>NPC</b>	National Paralympic Committee		
<b>ITn</b>					



Canmore 2021 World Para Nordic Skiing World Cup

BIATHLON

OFFICIAL RESULTS



MEN INDIVIDUAL,STANDING 12.5 KM

As of 9 DEC 2021

THU  
9 DEC 2021  
12:10

FINAL

JURY				COURSE INFORMATION			
WPNS TD	APEDAILE Len(CAN)	Course Name	BT Individual Standing				
WPNS Assistant TD	BRISBIN Dan(CAN)	Height difference	31m				
WPNS Jury Member	CHAMBERLAIN BethAnn(USA)	Maximum Climb	31m				
Chief of Competition	HOLLAND Tom(CAN)	Total Climb	112m				
International Referee BT	RAY Tip(USA)	Length of Lap	2500m				
	n/a	Number of Laps	5				

Rank	Bib	Name	NPC Code	Sport Class	%	2.5 Km Time(Rk)	5.0 Km Time(Rk)	7.5 Km Time(Rk)	10.0 Km Time(Rk)	Real Time	Delta	Calculated Time	Missed Shoots	Result	Race Pts.	WC Pts.
1	62	DAVIET Benjamin	FRA	LW2	93	6:45.0 (2)	13:37.7 (3)	20:25.1 (3)	27:17.4 (2)	35:43.9		33:13.8	0+0+0+0	<b>33:13.8</b>	0.00	100
2	61	PRONKOV Aleksandr	RUS	LW5/7	90	7:00.4 (6)	13:38.8 (4)	21:26.4 (4)	28:01.0 (4)	36:16.2	-39.1	32:38.6	0+0+1+0	<b>33:38.6</b>	7.46	80
3	59	MALYSHEV Vitalii	RUS	LW9	89	6:54.1 (3)	13:43.3 (5)	21:41.9 (5)	28:35.4 (3)	37:14.5	-05.7	33:08.7	0+0+1+0	<b>34:08.7</b>	16.52	60
4	52	ARENDZ Mark	CAN	LW6	95	6:44.5 (1)	13:29.4 (1)	21:21.0 (2)	28:10.3 (5)	35:00.5	+01.7	33:15.5	0+0+1+0	<b>34:15.5</b>	18.57	50
5	63	LEKOMTSEV Vladislav	RUS	LW6	95	6:54.9 (4)	13:35.0 (2)	22:07.9 (1)	29:42.7 (1)	34:10.2	-48.5	32:27.7	0+0+2+1	<b>35:27.7</b>	40.29	45
6	56	ULSET Nils-Erik	NOR	LW3	87	7:13.3 (7)	14:25.7 (6)	21:43.1 (6)	29:06.8 (6)	41:10.4	+2:58.6	35:49.2	0+0+0+0	<b>35:49.2</b>	46.76	40
7	58	BALUKHTO Oleg	RUS	LW6	95	8:29.3 (9)	15:39.0 (10)	23:57.7 (8)	31:09.2 (7)	37:15.4	+2:16.6	35:23.6	1+0+1+0	<b>37:23.6</b>	75.17	36
8	60	KODLOZEROV Ivan	RUS	LW8	96	7:58.9 (5)	14:58.0 (8)	24:05.9 (7)	31:13.2 (8)	35:58.5	+1:21.6	34:32.2	1+0+2+0	<b>37:32.2</b>	77.76	32
9	57	REITER Ruslan	USA	LW8	96	7:37.5 (10)	16:19.7 (9)	24:11.1 (10)	31:44.8 (9)	38:43.5	+4:06.6	37:10.6	0+1+0+0	<b>38:10.6</b>	89.32	29
10	53	SATO Keiichi	JPN	LW8	96	7:18.0 (8)	15:46.2 (7)	25:18.7 (9)	33:51.6 (10)	37:55.5	+3:18.6	36:24.5	0+1+2+1	<b>40:24.5</b>	129.61	26
11	54	EHMAN Jesse	CAN	LW6	95	8:15.6 (11)	17:34.4 (11)	25:59.4 (11)	34:14.0 (11)	42:49.4	+7:50.6	40:40.9	0+1+0+0	<b>41:40.9</b>	152.60	24
12	51	SHEA Drew	USA	LW8	96	8:43.9 (12)	18:07.5 (12)	27:28.7 (12)	35:32.1 (12)	42:15.2	+7:38.3	40:33.8	0+1+1+0	<b>42:33.8</b>	168.52	22

Did Not Start				Time(Rk)	Time(Rk)	Time(Rk)	Time(Rk)						
55	BARBER Kyle	CAN	LW5/7	90					00.0	00.0	0+0+0+0		



THU  
9 DEC 2021  
12:10

Canmore 2021 World Para Nordic Skiing World Cup

BIATHLON

OFFICIAL RESULTS

MEN INDIVIDUAL, STANDING 12.5 KM

As of 9 DEC 2021



FINAL

Weather	Snow Conditions	Temperature		Competitors					
		Air	Snow	Entries	Ranked	DSQ	DNF	DNS	LAP
Partly cloudy	Compact	-9.0 °C	0.0 °C	13	12	0	0	1	0

<b>WPNS TD</b>
<b>APEDAILE Len (CAN).</b>

<b>Competition Secretary</b>
<b>STEPHEN Allison (CAN).</b>

**Note:**

All times except 'Real Time' are calculated times. Calculated time is the real time multiplied by the athlete's percentage.  
Delta – Time difference of the competitor's real time and his/her real time equal to the winners result (skiing time).

**Legend:**

<b>DNF</b>	Did not finish	<b>DNS</b>	Did not start	<b>DSQ</b>	Disqualified
<b>Delta</b>	Time behind ranked 1	<b>IPC</b>	International Paralympic Committee	<b>TD</b>	Technical Delegate
<b>ITn</b>	Intermediate position n	<b>NPC</b>	National Paralympic Committee		

THU  
9 DEC 2021  
14:30



JURY				COURSE INFORMATION			
WPNS TD	APEDAILE Len(CAN)	Course Name	BT Individual Standing				
WPNS Assistant TD	BRISBIN Dan(CAN)	Height difference	31m				
WPNS Jury Member	CHAMBERLAIN BethAnn(USA)	Maximum Climb	31m				
Chief of Competition	HOLLAND Tom(CAN)	Total Climb	112m				
International Referee BT	RAY Tip(USA)	Length of Lap	2500m				
	n/a	Number of Laps	5				

Rank	Bib	Name	NPC Code	Sport Class	%	2.5 Km Time(Rk)	5.0 Km Time(Rk)	7.5 Km Time(Rk)	10.0 Km Time(Rk)	Real Time	Delta	Calculated Time	Missed Shoots	Result	Race Pts.	WC Pts.
1	102	CHOKHLAEV Stanislav <i>Guide: KOLODIICHUK Oleg</i>	RUS	B1	88	6:31.3 (1)	13:04.0 (1)	20:40.9 (1)	27:24.8 (1)	36:31.9		32:08.9	0+0+1+0	<b>33:08.9</b>	0.00	100
2	101	POLUKHIN Nikolai <i>Guide: BEREZIN Eduard</i>	RUS	B2	99	7:01.4 (2)	14:00.0 (2)	20:55.2 (2)	28:04.6 (2)	34:29.7	+2:01.3	34:09.0	0+0+0+0	<b>34:09.0</b>	18.13	80
3	99	ARTEMOV Aleksandr <i>Guide: CHEREPANOV Iliia</i>	RUS	B1	88	8:24.0 (7)	15:36.0 (5)	23:01.1 (5)	30:14.3 (3)	40:10.8	+3:38.9	35:21.5	1+0+0+0	<b>36:21.5</b>	58.10	60
4	91	POVAROV Nikita <i>Guide: EFREMOV Daniil</i>	RUS	B3	100	7:16.4 (3)	14:56.0 (3)	22:43.6 (3)	30:20.1 (4)	36:55.3	+4:46.4	36:55.3	0+0+0+0	<b>36:55.3</b>	68.30	50
5	96	BURDOV Nikolai <i>Guide: SINIAKIN Sergei</i>	RUS	B3	100	7:33.7 (4)	15:17.7 (4)	23:00.8 (4)	30:48.1 (5)	37:16.8	+5:07.9	37:16.8	0+0+0+0	<b>37:16.8</b>	74.79	45
6	100	KHAIRULLIN Vladimir <i>Guide: GORSHKOV Dmitrii</i>	RUS	B3	100	8:17.5 (6)	15:51.0 (6)	24:24.0 (6)	32:01.9 (6)	36:42.6	+4:33.7	36:42.6	1+0+1+0	<b>38:42.6</b>	100.67	40
7	98	CHULKIN Aleksandr <i>Guide: TOKAREV Andrei</i>	RUS	B2	99	8:45.4 (9)	17:24.8 (8)	26:51.2 (7)	35:18.3 (7)	37:02.1	+4:33.7	36:39.9	1+1+2+1	<b>41:39.9</b>	154.16	36
8	95	CHALENCON Anthony <i>Guide: POUYE Alexandre</i>	FRA	B1	88	8:08.7 (5)	17:23.0 (7)	26:57.9 (8)	36:30.6 (8)	40:17.6	+3:45.7	35:27.5	1+2+2+2	<b>42:27.5</b>	168.52	32
9	97	MODIN Zebastian <i>Guide: PERSSON Erik</i>	SWE	B1	88	9:30.7 (11)	19:52.2 (11)	28:18.3 (11)	37:42.3 (10)	40:50.1	+4:18.2	35:56.1	2+3+1+2	<b>43:56.1</b>	195.24	
10	93	BIENKO Blazej <i>Guide: DEREN Grzegorz</i>	POL	B3	100	8:34.7 (8)	18:04.6 (10)	27:45.3 (9)	37:27.7 (9)	45:18.9	+13:10.0	45:18.9	0+0+0+0	<b>45:18.9</b>	220.22	
11	94	GIL Pawel <i>Guide: TWARDOWSKI J</i>	POL	B3	100	9:17.6 (10)	17:49.1 (9)	27:48.2 (10)	39:51.2 (12)	42:15.1	+10:06.2	42:15.1	1+0+1+3	<b>47:15.1</b>	255.28	

THU  
9 DEC 2021  
14:30



Rank	Bib	Name	NPC Code	Sport Class	%	2.5 Km Time(Rk)	5.0 Km Time(Rk)	7.5 Km Time(Rk)	10.0 Km Time(Rk)	Real Time	Delta	Calculated Time	Missed Shoots	Result	Race Pts.	WC Pts.
12	92	ADICOFF Jake <i>Guide: HAMILTON Simi</i>	USA	B3	100	11:21.1 (12)	22:24.7 (12)	32:31.0 (12)	43:39.4 (11)	34:31.8	+2:22.9	34:31.8	4+4+3+4	<b>49:31.8</b>	296.52	

Weather	Snow Conditions	Temperature		Competitors					
		Air	Snow	Entries	Ranked	DSQ	DNF	DNS	LAP
Partly cloudy	Compact	-8.0 °C	0.0 °C	12	12	0	0	0	0

<b>WPNS TD</b>
<b>APEDAILE Len (CAN).</b>

<b>Competition Secretary</b>
<b>STEPHEN Allison (CAN).</b>

**Note:**  
All times except 'Real Time' are calculated times. Calculated time is the real time multiplied by the athlete's percentage.  
Delta – Time difference of the competitor's real time and his/her real time equal to the winners result (skiing time).

**Legend:**

<b>DNF</b>	Did not finish	<b>DNS</b>	Did not start	<b>DSQ</b>	Disqualified
<b>Delta</b>	Time behind ranked 1	<b>IPC</b>	International Paralympic Committee	<b>TD</b>	Technical Delegate
<b>ITn</b>	Intermediate position n	<b>NPC</b>	National Paralympic Committee		





SAT  
11 DEC 2021  
10:00



JURY				COURSE INFORMATION			
WPNS TD	APEDAILE Len(CAN)	Course Name	BT Sprint Sitting				
WPNS Assistant TD	BRISBIN Dan(CAN)	Height difference	16m				
WPNS Jury Member	KODATE Misao(JPN)	Maximum Climb	14m				
Chief of Competition	HOLLAND Tom(CAN)	Total Climb	40m				
International Referee BT	RAY Tip(USA)	Length of Lap	2079m				
	n/a	Number of Laps	3				

Rank	Bib	Name	NPC Code	Sport Class	%	2.0 Km Time(Rk)	4.0 Km Time(Rk)	Real Time	Delta	Calculated Time	Missed Shoots	Result	Race Pts.	WC Pts.
1	7	MASTERS Oksana	USA	LW12	100	8:31.4 (1)	16:54.2 (2)	23:38.3		23:38.3	1+1	<b>23:38.3</b>	0.00	100
2	8	GRETSCH Kendall	USA	LW11.5	96	8:31.5 (2)	16:46.2 (1)	24:53.8	+16.4	23:54.0	0+0	<b>23:54.0</b>	6.64	80
3	6	KOCHEROVA Natalia	RUS	LW12	100	8:43.5 (3)	17:18.5 (3)	24:36.0	+57.7	24:36.0	0+0	<b>24:36.0</b>	24.41	60
4	4	ZAINULLINA Marta	RUS	LW12	100	9:02.0 (5)	18:00.0 (5)	25:16.5	+1:38.2	25:16.5	0+0	<b>25:16.5</b>	41.54	50
5	3	ABDIKARIMOVA Akzhana	RUS	LW10.5	87	9:07.0 (6)	17:56.6 (4)	29:25.3	+2:15.1	25:35.8	0+0	<b>25:35.8</b>	49.71	45
6	5	GULIAEVA Irina	RUS	LW12	100	8:59.9 (4)	18:21.9 (6)	26:00.8	+2:22.5	26:00.8	0+1	<b>26:00.8</b>	60.28	40
7	2	IOVLEVA Mariia	RUS	LW12	100	9:37.6 (7)	19:45.2 (7)	27:37.7	+3:59.4	27:37.7	0+1	<b>27:37.7</b>	101.28	36
8	1	PICTON Christina	CAN	LW12	100	10:18.1 (8)	20:19.8 (8)	28:26.5	+4:48.2	28:26.5	1+1	<b>28:26.5</b>	121.92	32



SAT  
11 DEC 2021  
10:00

FINAL

Weather	Snow Conditions	Temperature		Competitors					
		Air	Snow	Entries	Ranked	DSQ	DNF	DNS	LAP
Light Snow	Compact	-4.0 °C	0.0 °C	8	8	0	0	0	0

WPNS TD

APEDAILE Len (CAN).

Competition Secretary

KALEF Diana (CAN).

**Note:**

All times except 'Real Time' are calculated times. Calculated time is the real time multiplied by the athlete's percentage.  
Delta – Time difference of the competitor's real time and his/her real time equal to the winners result (skiing time).

**Legend:**

<b>DNF</b>	Did not finish	<b>DNS</b>	Did not start	<b>DSQ</b>	Disqualified
<b>Delta</b>	Time behind ranked 1	<b>IPC</b>	International Paralympic Committee	<b>TD</b>	Technical Delegate
<b>ITn</b>	Intermediate position n	<b>NPC</b>	National Paralympic Committee		



## FINAL

SAT  
11 DEC 2021  
11:35

JURY		COURSE INFORMATION	
WPNS TD	APEDAILE Len(CAN)	Course Name	BT Sprint Standing
WPNS Assistant TD	BRISBIN Dan(CAN)	Height difference	18m
WPNS Jury Member	KODATE Misao(JPN)	Maximum Climb	11m
Chief of Competition	HOLLAND Tom(CAN)	Total Climb	54m
International Referee BT	RAY Tip(USA)	Length of Lap	2011m
	n/a	Number of Laps	3

Rank	Bib	Name	NPC Code	Sport Class	%	2.0 Km Time(Rk)	4.0 Km Time(Rk)	Real Time	Delta	Calculated Time	Missed Shoots	Result	Race Pts.	WC Pts.
1	37	HUDAK Brittany	CAN	LW8	96	6:49.1 (1)	13:54.7 (1)	20:35.8		19:46.4	0+1	<b>19:46.4</b>	0.00	100
2	38	MIKHEEVA Iuliia	RUS	LW8	96	7:10.1 (3)	14:20.4 (2)	21:08.3	+32.5	20:17.6	0+0	<b>20:17.6</b>	15.78	80
3	36	FARON Iweta	POL	LW8	96	7:13.1 (4)	14:36.5 (3)	21:32.5	+56.7	20:40.8	1+1	<b>20:40.8</b>	27.51	60
4	39	RUMYANTSEVA Ekaterina	RUS	LW5/7	90	6:49.6 (2)	14:57.6 (4)	23:27.6	+1:29.4	21:06.8	0+2	<b>21:06.8</b>	40.66	50
5	31	YOUNG Emily	CAN	LW6	95	7:34.3 (5)	15:15.9 (5)	22:30.4	+1:41.6	21:22.9	1+1	<b>21:22.9</b>	48.80	45
6	35	DEKIJIMA Momoko	JPN	LW6	95	9:24.6 (6)	18:36.6 (6)	26:34.5	+5:45.7	25:14.8	3+2	<b>25:14.8</b>	166.08	40
7	34	ABE Yurika	JPN	LW6	95	10:26.6 (8)	19:16.5 (7)	27:05.1	+6:16.3	25:43.8	5+2	<b>25:43.8</b>	180.75	
8	33	PINTO Chloe	FRA	LW9	89	10:15.5 (7)	20:06.8 (8)	31:47.4	+9:34.4	28:17.6	2+1	<b>28:17.6</b>	258.53	


Did Not Start		Time(Rk)	Time(Rk)							
32	WILKIE Natalie	CAN	LW8	96		00.0	00.0	0+0		



## FINAL

SAT  
11 DEC 2021  
11:35

Weather	Snow Conditions	Temperature		Competitors					
		Air	Snow	Entries	Ranked	DSQ	DNF	DNS	LAP
Light Snow	Compact	-1.0 °C	0.0 °C	9	8	0	0	1	0

WPNS TD

<b>APEDAILE Len (CAN).</b>

Competition Secretary

<b>KALEF Diana (CAN).</b>

**Note:**

All times except 'Real Time' are calculated times. Calculated time is the real time multiplied by the athlete's percentage.  
Delta – Time difference of the competitor's real time and his/her real time equal to the winners result (skiing time).

**Legend:**

<b>DNF</b>	Did not finish	<b>DNS</b>	Did not start	<b>DSQ</b>	Disqualified
<b>Delta</b>	Time behind ranked 1	<b>IPC</b>	International Paralympic Committee	<b>TD</b>	Technical Delegate
<b>ITn</b>	Intermediate position n	<b>NPC</b>	National Paralympic Committee		



SAT  
11 DEC 2021  
13:10



JURY				COURSE INFORMATION			
WPNS TD	APEDAILE Len(CAN)	Course Name	BT Sprint Standing				
WPNS Assistant TD	BRISBIN Dan(CAN)	Height difference	18m				
WPNS Jury Member	KODATE Misao(JPN)	Maximum Climb	11m				
Chief of Competition	HOLLAND Tom(CAN)	Total Climb	54m				
International Referee BT	RAY Tip(USA)	Length of Lap	2011m				
	n/a	Number of Laps	3				


Rank	Bib	Name	NPC Code	Sport Class	%	2.0 Km Time(Rk)	4.0 Km Time(Rk)	Real Time	Delta	Calculated Time	Missed Shoots	Result	Race Pts.	WC Pts.
1	71	KHLYZOVA Vera <i>Guide: IAKIMOVA Natalia</i>	RUS	B2	99	6:29.6 (1)	12:47.5 (1)	18:25.3		18:14.2	0+0	<b>18:14.2</b>	0.00	100
2	66	PANFEROVA Anna <i>Guide: ZHUKOV Andrei</i>	RUS	B2	99	6:55.7 (4)	13:46.6 (2)	19:37.7	+1:12.4	19:25.9	1+0	<b>19:25.9</b>	39.32	80
3	70	SMIRNOVA Iuliia <i>Guide: TARASOV Roman</i>	RUS	B2	99	6:49.2 (3)	14:08.0 (3)	20:19.7	+1:54.4	20:07.5	0+1	<b>20:07.5</b>	62.13	60
4	69	HOESCH Vivian <i>Guide: GRIMM Florian</i>	GER	B1	88	7:06.5 (6)	14:40.4 (7)	23:16.3	+2:32.8	20:28.7	0+1	<b>20:28.7</b>	73.75	50
5	68	WALTER Leonie Maria <i>Guide: STRECKER Pirmin</i>	GER	B2	99	7:19.2 (8)	14:50.3 (8)	20:56.5	+2:31.2	20:43.9	0+1	<b>20:43.9</b>	82.09	45
6	61	TERESHCHENKOVA M <i>Guide: PODZOROV Anton</i>	RUS	B3	100	7:05.0 (5)	14:35.5 (5)	20:46.6	+2:32.4	20:46.6	0+1	<b>20:46.6</b>	83.57	40
7	67	UMRILOVA Vlada <i>Guide: VESELOV Artem</i>	RUS	B3	100	7:09.7 (7)	14:36.0 (6)	20:51.8	+2:37.6	20:51.8	0+0	<b>20:51.8</b>	86.42	36
8	65	GALITSYNA Marina <i>Guide: TOKAREV Andrei</i>	RUS	B1	88	7:34.2 (9)	15:21.1 (9)	24:32.5	+3:49.0	21:35.8	1+1	<b>21:35.8</b>	110.55	32
9	64	BAGIIAN Anastasiia <i>Guide: SINIAKIN Sergei</i>	RUS	B1	88	6:48.5 (2)	14:17.1 (4)	24:42.2	+3:58.7	21:44.3	0+1	<b>21:44.3</b>	115.21	29
10	62	MOSHKOVSKAIA E <i>Guide: TIKHONOV Petr</i>	RUS	B2	99	8:29.0 (10)	18:07.9 (10)	25:12.7	+6:47.4	24:57.6	0+2	<b>24:57.6</b>	221.20	
11	63	GORSKA Aneta <i>Guide: SPIERENBURG C</i>	POL	B2	99	11:11.5 (11)	23:50.6 (11)	32:30.0	+14:04.7	32:10.5	2+3	<b>32:10.5</b>	458.58	



SAT  
11 DEC 2021  
13:10



Weather	Snow Conditions	Temperature		Competitors					
		Air	Snow	Entries	Ranked	DSQ	DNF	DNS	LAP
Light Snow	Compact	-1.0 °C	0.0 °C	11	11	0	0	0	0

<p><b>WPNS TD</b></p> 
<p><b>APEDAILE Len (CAN).</b></p>

<p><b>Competition Secretary</b></p>
<p><b>KALEF Diana (CAN).</b></p>

**Note:**  
All times except 'Real Time' are calculated times. Calculated time is the real time multiplied by the athlete's percentage.  
Delta – Time difference of the competitor's real time and his/her real time equal to the winners result (skiing time).

<b>Legend:</b>	Did not finish	<b>DNS</b>	Did not start	<b>DSQ</b>	Disqualified
<b>DNF</b>	Did not finish	<b>IPC</b>	International Paralympic Committee	<b>TD</b>	Technical Delegate
<b>Delta</b>	Time behind ranked 1	<b>NPC</b>	National Paralympic Committee		
<b>ITn</b>	Intermediate position n				



THU  
9 DEC 2021  
10:00

## FINAL

JURY				COURSE INFORMATION			
WPNS TD	APEDAILE Len(CAN)	Course Name	BT Individual Sitting				
WPNS Assistant TD	BRISBIN Dan(CAN)	Height difference	21m				
WPNS Jury Member	CHAMBERLAIN BethAnn(USA)	Maximum Climb	14m				
Chief of Competition	HOLLAND Tom(CAN)	Total Climb	52m				
International Referee BT	RAY Tip(USA)	Length of Lap	2431m				
	n/a	Number of Laps	5				

Rank	Bib	Name	NPC Code	Sport Class	%	2.5 Km Time(Rk)	5.0 Km Time(Rk)	7.5 Km Time(Rk)	10.0 Km Time(Rk)	Real Time	Delta	Calculated Time	Missed Shoots	Result	Race Pts.	WC Pts.
1	9	GRETSCH Kendall	USA	LW11.5	96	8:23.4 (1)	16:27.8 (1)	24:35.6 (1)	32:46.1 (1)	41:55.6		40:15.0	0+0+0+0	<b>40:15.0</b>	0.00	100
2	10	MASTERS Oksana	USA	LW12	100	9:10.0 (4)	17:21.5 (2)	25:28.4 (2)	34:37.5 (2)	39:42.2	-32.7	39:42.2	1+0+0+1	<b>41:42.2</b>	21.66	80
3	8	KOCHEROVA Natalia	RUS	LW12	100	8:56.4 (3)	18:43.1 (5)	27:28.9 (4)	36:20.4 (3)	43:09.4	+2:54.4	43:09.4	0+1+0+0	<b>44:09.4</b>	58.24	60
4	6	ZAINULLINA Marta	RUS	LW12	100	8:51.5 (2)	18:28.1 (3)	27:09.9 (3)	37:05.2 (4)	42:48.2	+2:33.2	42:48.2	0+1+0+1	<b>44:48.2</b>	67.88	50
5	3	PICTON Christina	CAN	LW12	100	10:24.0 (8)	19:43.8 (7)	28:53.4 (6)	38:23.3 (5)	45:35.3	+5:20.3	45:35.3	1+0+0+0	<b>46:35.3</b>	94.48	45
6	7	GULIAEVA Irina	RUS	LW12	100	9:56.8 (7)	18:52.6 (6)	29:55.3 (7)	38:59.4 (6)	43:48.7	+3:33.7	43:48.7	1+0+2+0	<b>46:48.7</b>	97.81	40
7	4	IOVLEVA Mariia	RUS	LW12	100	9:21.5 (5)	18:31.8 (4)	27:42.7 (5)	39:00.8 (7)	45:13.0	+4:58.0	45:13.0	0+0+0+2	<b>47:13.0</b>	103.85	36
8	5	ABDIKARIMOVA Akzhana	RUS	LW10.5	87	9:53.3 (6)	21:51.8 (8)	30:41.7 (8)	39:49.0 (8)	50:30.4	+4:14.6	43:56.4	1+3+0+0	<b>47:56.4</b>	114.63	32
9	2	DOEDERLEIN Lera	USA	LW12	100	12:04.0 (9)	24:02.0 (9)	35:01.7 (9)	45:35.8 (9)	52:47.4	+12:32.4	52:47.4	1+1+0+0	<b>54:47.4</b>	216.75	
10	1	RONDEAU Joy	USA	LW11.5	96	12:47.3 (10)	25:25.9 (10)	38:02.1 (10)	51:54.1 (10)	1:05:05.5	+23:09.9	1:02:29.3	0+0+0+1	<b>1:03:29.3</b>	346.41	



THU  
9 DEC 2021  
10:00



Weather	Snow Conditions	Temperature		Competitors					
		Air	Snow	Entries	Ranked	DSQ	DNF	DNS	LAP
Partly cloudy	Compact	-8.0 °C	0.0 °C	10	10	0	0	0	0

<b>WPNS TD</b>
<b>APEDAILE Len (CAN).</b>

<b>Competition Secretary</b>
<b>STEPHEN Allison (CAN).</b>

**Note:**  
All times except 'Real Time' are calculated times. Calculated time is the real time multiplied by the athlete's percentage.  
Delta – Time difference of the competitor's real time and his/her real time equal to the winners result (skiing time).

<b>Legend:</b>	Did not finish	<b>DNS</b>	Did not start	<b>DSQ</b>	Disqualified
<b>DNF</b>	Did not finish	<b>IPC</b>	International Paralympic Committee	<b>TD</b>	Technical Delegate
<b>Delta</b>	Time behind ranked 1	<b>NPC</b>	National Paralympic Committee		
<b>ITn</b>	Intermediate position n				





THU  
9 DEC 2021  
12:00



JURY				COURSE INFORMATION			
WPNS TD	APEDAILE Len(CAN)	Course Name	BT Individual Standing				
WPNS Assistant TD	BRISBIN Dan(CAN)	Height difference	31m				
WPNS Jury Member	CHAMBERLAIN BethAnn(USA)	Maximum Climb	31m				
Chief of Competition	HOLLAND Tom(CAN)	Total Climb	112m				
International Referee BT	RAY Tip(USA)	Length of Lap	2500m				
	n/a	Number of Laps	5				

Rank	Bib	Name	NPC Code	Sport Class	%	2.5 Km Time(Rk)	5.0 Km Time(Rk)	7.5 Km Time(Rk)	10.0 Km Time(Rk)	Real Time	Delta	Calculated Time	Missed Shoots	Result	Race Pts.	WC Pts.
1	49	RUMYANTSEVA Ekaterina	RUS	LW5/7	90	7:59.7 (1)	15:59.3 (1)	24:15.0 (1)	33:38.8 (1)	44:25.6		39:59.0	0+0+0+1	<b>40:59.0</b>	0.00	100
2	41	WILKIE Natalie	CAN	LW8	96	8:24.0 (3)	16:44.1 (3)	26:08.7 (2)	34:25.0 (4)	41:56.1	+17.1	40:15.5	0+0+1+0	<b>41:15.5</b>	4.03	80
3	43	YOUNG Emily	CAN	LW6	95	8:33.8 (5)	17:07.3 (4)	25:32.6 (4)	34:58.5 (2)	43:23.7	+1:18.4	41:13.5	0+0+0+1	<b>42:13.5</b>	18.18	60
4	47	HUDAK Brittany	CAN	LW8	96	9:10.3 (2)	17:09.5 (2)	26:09.3 (3)	35:16.5 (3)	40:57.0	-42.0	39:18.7	1+0+1+1	<b>42:18.7</b>	19.45	50
5	48	MIKHEEVA Iuliia	RUS	LW8	96	8:35.1 (6)	17:17.1 (5)	26:56.4 (5)	35:23.6 (5)	43:24.1	+1:45.1	41:39.9	0+0+1+0	<b>42:39.9</b>	24.62	45
6	46	FARON Iweta	POL	LW8	96	12:24.6 (4)	20:30.7 (7)	30:27.1 (6)	42:34.5 (6)	41:26.5	-12.5	39:47.0	4+0+2+4	<b>49:47.0</b>	128.83	40
7	45	DEKIJIMA Momoko	JPN	LW6	95	10:15.7 (9)	21:36.5 (6)	36:03.5 (7)	45:29.2 (9)	48:00.6	+5:55.3	45:36.6	1+2+5+0	<b>53:36.6</b>	184.86	
8	42	MILLER Grace	USA	LW8	96	12:13.4 (8)	23:29.0 (8)	34:54.0 (9)	45:20.5 (8)	47:51.7	+6:12.7	45:56.8	3+2+2+1	<b>53:56.8</b>	189.78	
9	44	ARAVICH Danielle	USA	LW8	96	12:50.6 (7)	22:39.3 (9)	34:23.5 (8)	46:14.0 (7)	44:55.5	+3:16.5	43:07.7	4+1+3+3	<b>54:07.7</b>	192.44	



THU  
9 DEC 2021  
12:00

Canmore 2021 World Para Nordic Skiing World Cup

BIATHLON

OFFICIAL RESULTS

WOMEN INDIVIDUAL, STANDING 12.5 KM As of 9 DEC 2021



FINAL

Weather	Snow Conditions	Temperature		Competitors					
		Air	Snow	Entries	Ranked	DSQ	DNF	DNS	LAP
Partly cloudy	Compact	-9.0 °C	0.0 °C	9	9	0	0	0	0

<b>WPNS TD</b>
<b>APEDAILE Len (CAN).</b>

<b>Competition Secretary</b>
<b>STEPHEN Allison (CAN).</b>

**Note:**

All times except 'Real Time' are calculated times. Calculated time is the real time multiplied by the athlete's percentage.  
Delta – Time difference of the competitor's real time and his/her real time equal to the winners result (skiing time).

**Legend:**

<b>DNF</b>	Did not finish	<b>DNS</b>	Did not start	<b>DSQ</b>	Disqualified
<b>Delta</b>	Time behind ranked 1	<b>IPC</b>	International Paralympic Committee	<b>TD</b>	Technical Delegate
<b>ITn</b>	Intermediate position n	<b>NPC</b>	National Paralympic Committee		



THU  
9 DEC 2021  
14:00

CORRECTED

JURY				COURSE INFORMATION			
WPNS TD	APEDAILE Len(CAN)	Course Name	BT Individual Standing				
WPNS Assistant TD	BRISBIN Dan(CAN)	Height difference	31m				
WPNS Jury Member	CHAMBERLAIN BethAnn(USA)	Maximum Climb	31m				
Chief of Competition	HOLLAND Tom(CAN)	Total Climb	112m				
International Referee BT	RAY Tip(USA)	Length of Lap	2500m				
	n/a	Number of Laps	5				

Rank	Bib	Name	NPC Code	Sport Class	%	2.5 Km Time(Rk)	5.0 Km Time(Rk)	7.5 Km Time(Rk)	10.0 Km Time(Rk)	Real Time	Delta	Calculated Time	Missed Shoots	Result	Race Pts.	WC Pts.
1	80	KHLYZOVA Vera <i>Guide: IAKIMOVA Natalia</i>	RUS	B2	99	7:31.6 (1)	15:05.0 (1)	25:36.6 (1)	33:01.4 (1)	36:52.7		36:30.6	0+0+3+0	<b>39:30.6</b>	0.00	100
2	75	PANFEROVA Anna <i>Guide: ZHUKOV Andrei</i>	RUS	B2	99	8:47.4 (2)	16:37.3 (3)	24:27.3 (2)	33:48.3 (2)	38:54.3	+2:01.6	38:31.0	1+0+0+1	<b>40:31.0</b>	15.29	80
3	77	WALTER Leonie Maria <i>Guide: STRECKER Pirmin</i>	GER	B2	99	8:29.9 (6)	17:05.5 (4)	25:31.9 (4)	34:11.5 (3)	41:49.2	+4:56.5	41:24.1	0+0+0+0	<b>41:24.1</b>	28.73	60
4	78	HOESCH Vivian <i>Guide: GRIMM Florian</i>	GER	B1	88	8:48.2 (9)	17:22.4 (7)	25:59.4 (5)	34:33.5 (5)	47:45.2	+6:15.9	42:01.4	0+0+0+0	<b>42:01.4</b>	38.17	50
5	72	BAGIIAN Anastasiia <i>Guide: SINIAKIN Sergei</i>	RUS	B1	88	9:19.8 (5)	18:41.4 (9)	26:59.6 (8)	35:27.6 (7)	45:35.5	+4:06.2	40:07.2	1+1+0+0	<b>42:07.2</b>	39.64	45
6	71	TERESHCHENKOVA M <i>Guide: PODZOROV Anton</i>	RUS	B3	100	8:33.6 (7)	17:11.9 (6)	26:02.8 (6)	34:57.7 (6)	42:24.5	+5:53.9	42:24.5	0+0+0+0	<b>42:24.5</b>	44.01	40
7	76	UMRILOVA Vlada <i>Guide: VESELOV Artem</i>	RUS	B3	100	8:38.9 (8)	18:11.4 (5)	26:54.5 (7)	35:37.9 (8)	42:13.4	+5:42.8	42:13.4	0+1+0+0	<b>43:13.4</b>	56.39	36
8	79	SMIRNOVA Iuliia <i>Guide: TARASOV Roman</i>	RUS	B2	99	8:09.6 (4)	17:13.5 (2)	26:17.5 (3)	36:23.1 (4)	40:07.6	+3:14.9	39:43.5	0+1+1+2	<b>43:43.5</b>	64.01	32
9	74	GALITSYNA Marina <i>Guide: TOKAREV Andrei</i>	RUS	B1	88	10:08.2 (3)	20:11.4 (8)	28:21.2 (9)	37:37.2 (9)	44:56.0	+3:26.7	39:32.5	2+2+0+1	<b>44:32.5</b>	76.41	29

#### Results with Warning, Time Penalty or Time Adjustment

Warning Bib 72 Amplification system not allowed inside the shooting range




THU  
9 DEC 2021  
14:00

**CORRECTED**

Did Not Finish										
				Time(Rk)	Time(Rk)	Time(Rk)	Time(Rk)			
73	MOSHKOVSKAIA E	RUS	B2	99	9:32.3 (10)		00.0	00.0	0+3+0+0	
<i>Guide: TIKHONOV Petr</i>										

Weather	Snow Conditions	Temperature		Competitors					
		Air	Snow	Entries	Ranked	DSQ	DNF	DNS	LAP
Partly cloudy	Compact	-8.0 °C	0.0 °C	10	8	0	1	0	0

**WPNS TD**



**APEDAILE Len (CAN).**

**Competition Secretary**

**STEPHEN Allison (CAN).**

**Note:**  
All times except 'Real Time' are calculated times. Calculated time is the real time multiplied by the athlete's percentage.  
Delta – Time difference of the competitor's real time and his/her real time equal to the winners result (skiing time).

<b>Legend:</b>	Did not finish	<b>DNS</b>	Did not start	<b>DSQ</b>	Disqualified
<b>DNF</b>	Time behind ranked 1	<b>IPC</b>	International Paralympic Committee	<b>TD</b>	Technical Delegate
<b>Delta</b>	Intermediate position n	<b>NPC</b>	National Paralympic Committee		
<b>ITn</b>					